

KTbench: A Novel Data Leakage-Free Framework for Knowledge Tracing

Yahya Badran¹ (✉) and Christine Preisach^{1,2}

¹ Karlsruhe University of Education, Bismarckstr 10, 76133 Karlsruhe, Germany
ybadran@web.de

² University of Applied Sciences, Moltekstr. 30, 76133 Karlsruhe, Germany
christine.preisach@h-ka.de

Abstract. Knowledge Tracing (KT) is concerned with predicting students' future performance on learning items in intelligent tutoring systems. Learning items are tagged with skill labels called knowledge concepts (KCs). Many KT models expand the sequence of item-student interactions into KC-student interactions by replacing learning items with their constituting KCs. This often results in a longer sequence length. This approach addresses the issue of sparse item-student interactions and minimises model parameters. However, two problems have been identified with such models.

The first problem is the model's ability to learn correlations between KCs belonging to the same item, which can result in the leakage of ground truth labels and hinder performance. This problem can lead to a significant decrease in performance on datasets with a higher number of KCs per item. The second problem is that the available benchmark implementations ignore accounting for changes in sequence length when expanding KCs, leading to different models being tested with varying sequence lengths but still compared against the same benchmark.

To address these problems, we introduce a general masking framework that mitigates the first problem and enhances the performance of such KT models while preserving the original model architecture without significant alterations. Additionally, we introduce KTbench, an open-source benchmark library designed to ensure the reproducibility of this work while mitigating the second problem.

Keywords: Knowledge Tracing · Benchmark Framework · Deep Learning · Intelligent Tutoring Systems

1 Introduction

Knowledge Tracing (KT) models are a fundamental component for personalisation and recommendation in intelligent tutoring systems (ITS). Some models can also provide diagnostic outputs regarding the skills or concepts covered in the coursework, such as a student's mastery of these concepts. These concepts are typically listed by the ITS and referred to as Knowledge Concepts (KCs).

Due to the large number of questions available in ITS and the limited student-question interactions, many KT models use KCs to address sparsity issues [8,5]. The use of KCs also helps to reduce parameter size. To achieve this, each question can be unfolded into its constituent KCs, creating a new KC-student interaction sequence instead of question-student interactions. This approach is similar to that used in Deep Knowledge Tracing (DKT) [9] and Attentive Knowledge Tracing (AKT) [5].

When expanding the KC-student sequence, KC items of the same question precede one another. This can lead to data leakage during evaluation and cause misleading results [8]. To ensure proper evaluation of models, each group of KCs that constitute a question should be evaluated independently of each other [8]. However, this approach can be computationally expensive for some models.

Additionally, we noticed that models trained using this method can also learn to leak data between KCs of the same question and thus suffer from degrading performance. This problem is more pronounced when dealing with datasets that have a high average number of KCs per question. It is worth noting that classical models that do not learn dependency between different KCs, such as *Bayesian Knowledge Tracing* (BKT), do not suffer from this problem. Therefore, this paper focuses solely on deep knowledge tracing models (DLKT) that can learn complex dependencies between KCs.

Furthermore, the length of the KC-student interaction sequence is longer than the question-student sequence, which is often ignored in benchmark comparisons that do not enforce a fixed sequence length of questions across different KT models. Most benchmarks use datasets with a small average number of KCs per question. As a result, the difference in length between the expanded KC sequence and the original question sequence is usually minimal. However, in this paper, we use datasets with a higher average number of KCs per question to address the mentioned problems.

The contributions of this work are:

- We provide empirical evidence for data leakage during training of such models.
- In addition, we introduce a number of methods to prevent data leakage.
- Lastly, we perform all benchmarks under the same sequence lengths across different models.
- We publish our implementations as an open source framework at <https://github.com/badranX/KTbench>

2 Knowledge Tracing

Let Q be the set of all questions. We represent the student interaction at time t as a tuple (q_t, r_t) where q_t represents the question and r_t represents the student response which is either 1 if the answer is correct or 0 otherwise. Let $(q_1, r_1), \dots, (q_{t-1}, r_{t-1})$ represent a chronological sequence of interactions by a

single student up to time $t - 1$. The main goal of a DLKT model is to predict r_t for q_t ,

$$r'_t = DLKT(q_t | (q_{t-1}, r_{t-1}), \dots, (q_1, r_1))$$

where r'_t is the model prediction.

Intelligent tutoring systems (ITS) usually contain skill tags associated with each learning item. They are usually called *knowledge concepts* (KCs). Let C be the set of all KCs. We represent the one-to-many mapping between each question and its KCs as $m : Q \rightarrow 2^C$ where 2^C is the set of all subsets of KCs.

Many models expand the question-student interaction sequence into a KC-student interaction sequence. Each question in the sequence is expanded to its constituting KCs as illustrated in Figure 1. For example, given an ordering over the KCs in C , let q be a question with n KCs then each interaction (q, r) can be expanded into multiple interactions as follows: $(q, c_1, r) \dots, (q, c_n, r)$ where $c_t \in m(q)$ and $m(q) = \{c_1, c_2, \dots, c_n\}$. This results in longer sequence lengths. Note that some models also drop q completely from the expanded sequence.

As the number of KCs is usually much smaller than the number of questions, this serves to mitigate the effect of sparse item-student interactions [8]. Additionally, it can minimise the number of model parameters [5].

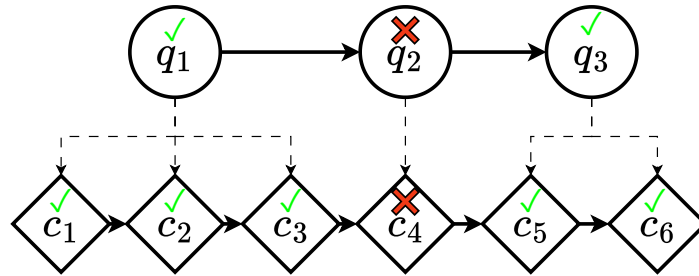


Fig. 1. Expanding question-student interaction sequence into KC-student interaction sequence. The green and red symbols are correct and incorrect respectively

Deep Knowledge Tracing

Deep Knowledge Tracing (DKT) was the first model to utilize deep learning for the knowledge tracing task [9]. The model is mainly a recurrent neural network (RNN) with two variations: vanilla RNN and Long short-term memory (LSTM). In this work, we only consider the LSTM variant. The original implementation completely discards questions and takes the expanded KC-student interaction sequence as input in order to predict a future response

$$r'_t = DKT(c_t | (c_{t-1}, r_{t-1}), \dots, (c_1, r_1)) \quad (1)$$

Each KC-response pair, (c, r) , is mapped to a unique vector embedding $e_{(c,r)}$ in order to be processed by the recurrent model.

$$h_t = RNN(e_{(c_{t-1}, r_{t-1})}, h_{t-1})$$

where h_t is the hidden vector of RNN which is passed to a single-layer neural network

$$\mathbf{y}_t = \sigma(\mathbf{W}h_t + \mathbf{b})$$

where W , b , and σ are the weight, bias and sigmoid activation function respectively. The output \mathbf{y}_t has a dimensionality equivalent to the cardinality of KCs such that each dimension represents the probability of a correct response for the corresponding KC. Thus, the model prediction would be $r'_t = \mathbf{y}_t[c_t]$

Attentive Knowledge Tracing

Attentive Knowledge Tracing (AKT) [5] is an attention-based neural network with a novel method that uses both the relatedness between questions in the sequence and the student forgetting effect to compute attention weights. AKT takes two sequences, one without student response data and one with student response.

$$r'_t = AKT\left((q_t, c_t) \middle| [(q_{t-1}, c_{t-1}), \dots, (q_1, c_1)], [(q_{t-1}, c_{t-1}, r_{t-1}), \dots, (q_1, c_1, r_1)]\right)$$

The embeddings are constructed using an approach inspired by the Rasch model [4]. This model estimates the probability of a student answering a question correctly using two parameters: the difficulty of the question and the student's ability.

It constructs two embeddings for both (q_t, c_t) and (q_t, c_t, r_t) as follows:

$$\begin{aligned} e_{(q_t, c_t)} &= e_{c_t} + \mu_t \cdot d_{c_t} \\ e_{(q_t, c_t, r_t)} &= e_{(c_t, r_t)} + \mu_t \cdot f_{(c_t, r_t)} \end{aligned} \quad (2)$$

Both d_{c_t} and $f_{(c_t, r_t)}$ are embeddings, they call them "variation vectors". while μ_t is a scalar representing question difficulty. e_{c_t} is the embedding for each KC. Furthermore, the embedding of the concept-response pair is defined as

$$e_{(c_t, r_t)} = e_{c_t} + g_{r_t} \quad (3)$$

Where g_1 and g_0 are embeddings for the correct and incorrect response, respectively.

These embeddings are passed further to an attention-based neural network, where it applies two attention masks. The first is a lower triangular mask to prevent any connection between the output r'_t and $[(q_{t+1}, c_{t+1}), (q_{t+2}, c_{t+2}), \dots]$. The second is a strictly lower triangular mask (where the main diagonal is zeros) to prevent any connection between r'_t and $[(q_t, c_t, r_t), (q_{t+1}, c_{t+1}, r_{t+1}), \dots]$. However, as we will see later, AKT still suffers from data leakage despite the provided attention masks.

3 Problem Statement

We divide the problems addressed in this paper into two main parts: those arising during evaluation and those encountered during training.

3.1 Evaluation Problems

In [8], the authors described two methods used in practice to evaluate models that operate on the expanded KC-student interaction sequence. The first method is the "one-by-one" evaluation, shown in Figure 2, which involves evaluating the expanded sequence per KC, while ignoring the original question-student sequence.

The second method is what they call an "all-in-one" evaluation, which involves evaluating all KCs belonging to the same exercise at once, independently of each other, as shown in Figure 3. Afterwards, the corresponding values are reduced using a chosen aggregating function, such as the mean.

The "one-by-one" method produces misleading results, as the ground-truth label can leak between KCs of the same question [8]. Moreover, it does not match real applications, as the ground-truth is not available for all KCs of the unanswered questions [8]. Thus, in this work, we enforce the "all-in-one" evaluation for all models that can leak ground-truth data. Moreover, we always choose the mean as an aggregation method.

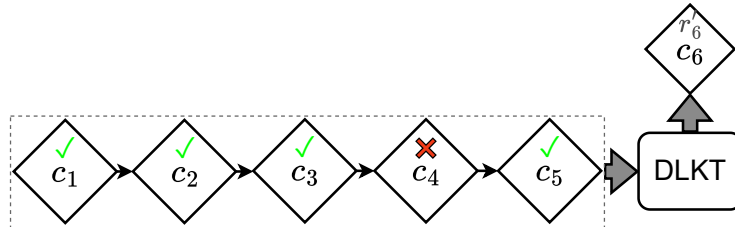


Fig. 2. "one-by-one" evaluation and training on expanded sequences

The "one-by-one" method is advantageous only in terms of its low computational cost, whereas the alternative method is expensive. Therefore, it is not practical to use the "all-in-one" method on the validation set, but only once on the test set. As these methods differ, validation can be misleading and result in the selection of an incorrect model when using methods such as cross-validation. We will see in section 4 how to avoid the "all-in-one" method and still perform effective evaluation.

The second issue is that the expanded sequence is usually longer than the original sequence, and thus the available benchmarks should be used carefully. All models should be tested against the same number of questions per sequence for a fair comparison. However, since a maximum *sequence window size* must

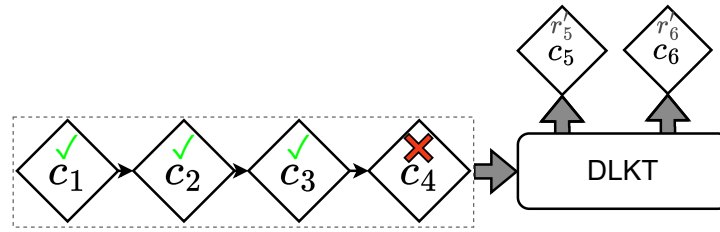


Fig. 3. *all-in-one* evaluation method. Both predictions of c_5 and c_6 should be produced independently of each other

be enforced, most implementations use the same window for both, expanded and original sequences, which leads to unfair comparisons since the expanded sequence contains fewer questions. This work enforces the requirement of consistent question window size across models to ensure fair comparison.

Problem 1: Using different sequence window sizes for different models can result in an unfair comparison between them.

3.2 Training Problems

The "all-in-one" method can provide a reliable approach to evaluate the model without data leakage. However, the ground-truth labels are still passed to previous KCs of the same question in the expanded sequence during training, as shown in Figure 2. This can cause models to learn to leak ground-truth labels between KCs, leading to a deterioration in performance. This issue, along with the others discussed in the previous section, becomes more pronounced when dealing with datasets that contain a larger number of knowledge components per question, as will be demonstrated in section 5.

Problem 2: During training, a model may learn to leak data between KCs of the same question, resulting in deteriorating performance.

4 A Data Leakage-Free Framework

For some recurrent models, we can replace ground truth labels with the model output (autoregressive decoding for KCs belonging to the same question), thus, preventing data leakage. We implement this for DKT and call it *Autoregressive Decoding DKT* (DKT-AD). For attention based models, we add proper attention masks to prevent any data leakage between KCs belonging to the same question. We apply these masks to AKT, and we refer to the model by question masked AKT (AKT-QM).

Furthermore, another solution that is applicable to some models is averaging all the embeddings of the constituting KCs before passing them to the model.

This allows the model to avoid operating sequentially on the expanded sequence but instead on the original question-student interaction sequence, thus, avoiding all the mentioned problems. We implemented this for DKT and call it *DKT Fuse* (DKT-Fuse).

However, these solutions are specific to each model. Thus, we introduce a simple solution that can be applied to a wide variety of such models. We simply add one extra mask label, <MASK>, to the expanded sequence alongside the correct 0 and incorrect 1 response labels.

An expanded question, with multiple KCs, will only have access to the ground truth at the last KC in the expanded sequence. For example, let q be a question consisting of three knowledge concepts (c_1, c_2, c_3) and have a response r then it would be represented in an expanded sequence as follows:

$$\dots, (q, c_1, \text{<MASK>}), (q, c_2, \text{<MASK>}), (q, c_3, r), \dots$$

To distinguish models that utilize this method from others, we append "-ML" to the model name, which stands for mask label. We introduce two model variants: mask label DKT (DKT-ML) and mask label AKT (AKT-ML).

All these adjusted models do not suffer from data leakage during training, *problem 2*, or evaluation. Therefore, they do not require an expensive "all-in-one" evaluation. In addition to avoiding data leakage problems, the mask label method adds explicit information about which KCs make up a question with a small increase in parameter size. This can be useful as other models, such as DKT, hide this information completely from the model.

Note that it is possible to convert the one-to-many map, m , to a one-to-one mapping by treating each unique group of KCs that belong to the same question as a single KC. While this approach may work for some datasets, it can obscure access to KC diagnostics for models that rely on individual KC inputs, such as the Knowledge Query Network model [7]. Additionally, for datasets with a large number of KCs per question, the resulting one-to-one mapping can have a large range. Finally, questions that have an unseen set of knowledge components are outside the scope of the one-to-one mapping. Therefore, we exclude this solution from our work.

Mask Label Models

AKT-ML. As explained in section 2, AKT uses two separate embeddings for correct, g_1 , and incorrect g_0 . Thus, to incorporate a <MASK> label, we only introduce an embedding $g_{\text{<MASK>}}$ that represents a mask label. Therefore, a mask embedding for $(c_t, \text{<MASK>})$ becomes $e_{(c_t, \text{<MASK>})} = e_{c_t} + g_{\text{<MASK>}}$. Furthermore, we need variation vector embeddings for each KC-response pair, $f_{(c_t, \text{<MASK>})}$ to account for the new <MASK> label.

DKT-ML. DKT discards questions from the sequence and thus only represents a separate embedding for each KC-response pair, $e_{(c_t, r_t)}$. One method to incorporate a <Mask> label is by adding a new embedding for each masked concept-response pair, $(c_t, \text{<MASK>})$. However, we instead adapt the AKT approach by

using separate embeddings for each KC, denoted as e_{c_t} , and separate embeddings for each label: g_0 , g_1 , and $g_{\langle \text{MASK} \rangle}$. Thus, the embedding for $(c_t, \langle \text{MASK} \rangle)$ is

$$e_{(c_t, \langle \text{MASK} \rangle)} = e_{c_t} + g_{\langle \text{MASK} \rangle}$$

which is same as AKT-ML.

DKT with Average Embeddings

DKT-Fuse adds a component that average all the concept-response pair embeddings, $e_{(c,r)}$, of a specific question, q , before passing it to the RNN of DKT. A similar component has been used in the question-centric interpretable KT (QIKT) [2] model, which can be described as follows

$$\bar{e}_q = \frac{1}{|m(q)|} \sum_{c \in m(q)} e_{(c,r)} \quad (4)$$

where r is the student response to the question q and $m(q)$ is the set of KCs belonging to that question. While \bar{e}_q is the average embedding that is passed to the RNN component.

As we described in section 2, DKT outputs a vector of probabilities corresponding to each KC in the dataset. Since we chose the mean as an aggregation method, the prediction of DKT-Fuse is the mean of the constituting KCs, $m(q)$, for each question q during both training and evaluation.

Autoregressive Decoding of the DKT Model

DKT-AD employs the same architecture as DKT [9], with the distinction that the recurrent model substitutes ground-truth response values with model response predictions, r'_t , at time t , whenever a leakage of the ground truth r_t is feasible. This substitution is facilitated by the recurrent nature of RNNs, as elaborated in Section 2.

To illustrate, considering the example of a question q comprising three knowledge concepts (c_1, c_2, c_3) and eliciting a response r , the model parses the following sequence:

$$\dots, (q, c_1, r'_1), (q, c_2, r'_2), (q, c_3, r), \dots$$

where r is the ground-truth response data of the question q while r'_1 and r'_2 are model predictions that depends on the preceding input sequence.

Question Masked AKT Model

AKT-QM also have the same architecture as AKT[5]. We only adjust the strictly lower triangular attention mask of AKT (described in section 2). To prevent

peeking into KCs of the same question in the KC-question sequence, we replace the strictly lower triangular mask with

$$A_{ij} = \begin{cases} 0 & \text{if } i \text{ and } j \text{ are an expansion of the same question} \\ 0 & \text{if } i \leq j \\ 1 & \text{otherwise} \end{cases}$$

which masks any connection between the prediction value and any tuple (q, c, r) in the expanded sequence. Thus preventing any possible data leakage.

5 Experiments

As our focus is on models that utilize KCs, we chose datasets that have different KC related attributes such as KC cardinality, average KCs per question, and the number of unique KCs per question. These attributes are shown in Table 1. Further, we discard all extra features and leave only KCs, questions, student identifiers and the order of interactions. We mainly use the following datasets:

- **ASSISTments2009**³: Collected from the ASSISTments online tutoring platform between 2009 and 2010. We use the skill-builder version only.
- **Riiid2020** [3]: Collected from an AI tutor. It contains more than 100 million student interaction. We only take the first one million interaction from this dataset. Moreover, it’s worth noting that the Riiid2020 dataset was utilized in a competition context, permitting the incorporation of additional features, which we have deliberately omitted to ensure a fair comparison.
- **Algebra2005** [12]: This data was part of the KDD Cup 2010 EDM Challenge. We only choose the data collected between 2005-2006, titled "Algebra I 2005-2006".
- **Duolingo2018**[11]: Collected using Duolingo, an online language-learning app. It contains around 6k learners on different languages. We choose only students with English background learning Spanish. Further, we choose word tokens as KCs. Note that a word might consists of multiple tokens.

In order to emphasise the effect of data leakage during training, we further process the *ASSISTments2009* dataset to contain perfectly correlated KCs. We achieve this by replacing each KC, c , with $m'(c)$ and $m''(c)$, where m' and m'' are functions with disjoint ranges of cardinality equal to the original number of KCs. This means that each question have at least two KCs that are perfectly correlated (since they are duplicates). We abbreviate the generated dataset with *CorrAS09*.

Baselines and Training Setup

To demonstrate the effect of preventing data leakage, we compare the proposed model variations in section 4 with their original counterparts: **AKT** and **DKT**.

We further add the following baselines that do not expand KCs:

³ Can be fetched from <https://sites.google.com/site/assistmentsdata/home/>

Table 1. Dataset attributes after preprocessing. ques., KCs, studs., KC-grps, KCs/ques. stands for the number of questions, number of KCs, and average KCs per question respectively.

dataset	ques.	KCs	studs.	KC-grps.	KCs/ques.
Algebra2005	173650	112	574	263	1.353
ASSISTments2009	17751	123	4163	149	1.196
CorrAS09	17751	246	4163	149	2.393
Duolingo2018	694675	2521	2638	7883	2.702
Riiid2020	13522	188	3822	1519	2.291

- **DKVMN**[14] is a memory augmented neural network model. The original implementation does not utilize KCs[14,1]
- **DeepIRT**[13]: Similar to DKVMN but it incorporate item response theory (IRT)[10] into the model to improve explainability. It also does not utilize KCs.
- **QIKT**[2]: The model extracts knowledge from both questions and KCs before using IRT to output predictions to improve interpretability.

All models were trained with the ADAM optimizer [6] with learning rate $1e3$. DKT based models were trained with a batch size of 128 while all others were trained with a batch size of 24. We perform 5-fold cross validation on 80% of each dataset and we hold a 20% test set. The metric used to assess performance is the area under the receiver operating characteristics curve (AUC), which we present in our report.

All models were tested at the end of each fold on the same leave-out test set. Moreover, all models were tested at the question-level. If the model uses an expanded sequence, the prediction of a question is the mean of the model outputs for all its constituting KCs.

DKT and AKT are tested with the "all-in-one" method. However, they are chosen based on a "one-by-one" evaluation on the validation set during training which is what all implementations do according to our knowledge. This is because performing "all-in-one" evaluation is expensive to compute and using it for validation is not practical. This creates a divergence between validation and testing that can result in choosing the wrong model as explained in section 3.1.

On the other hand, all introduced model variations in section 4 do not need an "all-in-one" evaluation. They use the same method for both validation and testing. The method is to use the output of the basic "one-by-one" evaluation but aggregating the results per question by finding the mean of the constituting KCs.

Results and Discussion

In order to shed light on the problem of data-leakage during training (*Problem 2*), we compared the original implementations of AKT and DKT to the model

variations introduced in Section 4 using the ASSISTments2009 and CorrAS09 datasets. CorrAS09 is identical to ASSISTments2009, but with duplicate KCs. Table 2 shows that, unlike all the introduced models, both AKT and DKT experience a significant decrease in performance on CorrAS09.

Table 2. AUC Performance of all model variations of DKT and AKT. Highlighting the negative effect of high KC/Ques. on these models and the stability of the introduced model variations

Model	ASSISTments09	CorrAS09	Duolingo2018
DKT	0.6966 \pm 0.0006	0.6327 \pm 0.0012	0.6543 \pm 0.0019
AKT	0.7369 \pm 0.0013	0.6455 \pm 0.0009	0.6888 \pm 0.0122
AKT-QM	0.7134 \pm 0.0104	0.7376 \pm 0.0008	0.7819 \pm 0.012
DKT-AD	0.7162 \pm 0.0002	0.7155 \pm 0.0008	0.8696 \pm 0.0004
DKT-Fuse	0.704 \pm 0.0005	0.7042 \pm 0.0004	0.8817 \pm 0.0002
AKT-ML	0.7543 \pm 0.0005	0.7572 \pm 0.0005	0.8844 \pm 0.0003
DKT-ML	0.7203 \pm 0.0004	0.7226 \pm 0.0003	0.8841 \pm 0.0003

Furthermore, the introduced models greatly outperform their original counterparts on the Duolingo2018 and Riiid2020 datasets, which both have a high average number of KCs per question. Moreover, Riiid2020 has the highest count of unique KC groups relative to its question count. This suggests a strong negative effect of data leakage, which becomes more pronounced with an increase in the number of KCs per question. The introduced models are also outperforming their original counterpart on datasets with few KCs per question. However, the data-leakage effect is not as significant.

Finally, models trained with mask label, <MASK>, exhibit competitive performance, with AKT-ML winning in nearly all benchmarks, even surpassing models that do not expand knowledge concepts (KCs).

All benchmark results were tested with a window size of 150 questions, which is a fixed window size unless the sequence does not contain 150 questions. If the model requires an expanded KC-student sequence, the 150 questions are further processed into an expanded sequence of KC-student interactions, thus avoiding *Problem 1*. Note that the 150 questions can be expanded to around 400 in a dataset like Duolingo2018. If we do not enforce this, we can falsely increase performance results. For example, DKT has a mean AUC of 0.6622 over a fixed expanded sequence length of 150 KCs instead of 150 question on the Duolingo2018 dataset, which is an improvement over the reported value of 0.6543 in Table 2. Similarly, it has a mean AUC of 0.815 for the Algebra2005 dataset, which is higher than the reported value of 0.8059.

Table 3. AUC Performance results across different model types. The symbol * means it was run with a single fold (train 64%, validation 16%, test 20%)

Model	ASSISTments09	Algebra05	Riid20
DKT	0.6966 ± 0.0006	0.8059 ± 0.0009	0.6033 ± 0.0005
DKT-ML	0.7203 ± 0.0004	0.8223 ± 0.0002	0.6719 ± 0.0001
DKT-Fuse	0.704 ± 0.0005	0.8199 ± 0.0004	0.6591 ± 0.0001
DKT-AD	0.7162 ± 0.0002	0.8205 ± 0.0002	0.6669 ± 0.0002
DKVMN	0.7244 ± 0.0007	0.7781 ± 0.0003	0.729 ± 0.0002
AKT	0.7369 ± 0.0013	0.7601 ± 0.0044	0.6204*
AKT-ML	0.7543 ± 0.0005	0.8264 ± 0.0008	0.7457 ± 0.0003
AKT-QM	0.7134 ± 0.0104	0.7989 ± 0.0028	0.737*
QIKT	0.7494 ± 0.0004	0.8301 ± 0.0005	0.732 ± 0.0002
DeepIRT	0.7239 ± 0.0011	0.7793 ± 0.0003	0.7277 ± 0.0003

6 Conclusion

This paper identifies a data leakage problem in some highly cited KT models that can significantly degrade their performance on some datasets. Given the importance of these models, we propose a simple and general framework to avoid data leakage by adding <MASK> labels next to the correct 1 and incorrect 0 response labels. We also propose a number of specific model variations for both DKT and AKT that are not as general, but still provide competitive performance results. In addition, we provide a fair benchmark comparison by avoiding the pitfall of different sequence lengths used by different models. We achieve this by enforcing similar sequence lengths, as measured by the number of questions, across all benchmarks and tested models. Finally, we implement all these complex features and different training and evaluation methods in an open source tool called KTbench.

Disclosure of Interests. The authors have no competing interests to declare that are relevant to the content of this article.

References

1. Ai, F., Chen, Y., Guo, Y., Zhao, Y., Wang, Z., Fu, G., Wang, G.: Concept-aware deep knowledge tracing and exercise recommendation in an online learning system. International Educational Data Mining Society (2019)
2. Chen, J., Liu, Z., Huang, S., Liu, Q., Luo, W.: Improving interpretability of deep sequential knowledge tracing models with question-centric cognitive representations. Proceedings of the AAAI Conference on Artificial Intelligence **37**(12), 14196–14204 (Jun 2023). <https://doi.org/10.1609/aaai.v37i12.26661>, <https://ojs.aaai.org/index.php/AAAI/article/view/26661>
3. Choi, Y., Lee, Y., Shin, D., Cho, J., Park, S., Lee, S., Baek, J., Bae, C., Kim, B., Heo, J.: Ednet: A large-scale hierarchical dataset in education. In: International Conference on Artificial Intelligence in Education. pp. 69–73. Springer (2020)

4. Georg, R.: Probabilistic models for some intelligence and attainment tests. Copenhagen: Institute of Education Research (1960)
5. Ghosh, A., Heffernan, N.T., Lan, A.S.: Context-aware attentive knowledge tracing. Proceedings of the 26th ACM SIGKDD International Conference on Knowledge Discovery & Data Mining (2020)
6. Kingma, D.P., Ba, J.: Adam: A method for stochastic optimization. CoRR **abs/1412.6980** (2014)
7. Lee, J., Yeung, D.Y.: Knowledge query network for knowledge tracing: How knowledge interacts with skills. In: Proceedings of the 9th International Conference on Learning Analytics & Knowledge. p. 491–500. LAK19, Association for Computing Machinery, New York, NY, USA (2019). <https://doi.org/10.1145/3303772.3303786>
8. Liu, Z., Liu, Q., Chen, J., Huang, S., Tang, J., Luo, W.: pykt: A python library to benchmark deep learning based knowledge tracing models. In: Koyejo, S., Mohamed, S., Agarwal, A., Belgrave, D., Cho, K., Oh, A. (eds.) Advances in Neural Information Processing Systems. vol. 35, pp. 18542–18555. Curran Associates, Inc. (2022)
9. Piech, C., Bassen, J., Huang, J., Ganguli, S., Sahami, M., Guibas, L.J., Sohl-Dickstein, J.: Deep knowledge tracing. Advances in neural information processing systems **28** (2015)
10. Rasch, G.: Probabilistic models for some intelligence and attainment tests. ERIC (1993)
11. Settles, B., Brust, C., Gustafson, E.N., Hagiwara, M., Madnani, N.: Second language acquisition modeling. In: BEA@NAACL-HLT (2018)
12. Stamper, J., Niculescu-Mizil, A., Ritter, S., Gordon, G., Koedinger, K.: [data set name]. [challenge/development] data set from kdd cup 2010 educational data mining challenge. Retrieved from <http://ps1cdatashop.web.cmu.edu/KDDCup/downloads.jsp> (2010)
13. Yeung, C.K.: Deep-irt: Make deep learning based knowledge tracing explainable using item response theory. In: Proceedings of the 12th International Conference on Educational Data Mining (IEDMS) (2019)
14. Zhang, J., Shi, X., King, I., Yeung, D.Y.: Dynamic key-value memory networks for knowledge tracing. Proceedings of the 26th International Conference on World Wide Web (2016)