

# Cobra: Extending Mamba to Multi-Modal Large Language Model for Efficient Inference

Han Zhao<sup>1,2</sup> Min Zhang<sup>1</sup> Wei Zhao<sup>1</sup> Pengxiang Ding<sup>1</sup>  
Siteng Huang<sup>1</sup> Donglin Wang<sup>1\*</sup>

<sup>1</sup>Westlake University <sup>2</sup>Zhejiang University  
{zhaohan34, zhangmin, zhaowei,  
dingpengxiang, huangsiteng, wangdonglin}@westlake.edu.cn

**Abstract.** In recent years, the application of multimodal large language models (MLLM) in various fields has achieved remarkable success. However, as the foundation model for many downstream tasks, current MLLMs are composed of the well-known Transformer network, which has a less efficient quadratic computation complexity. To improve the efficiency of such basic models, we propose Cobra, a linear computational complexity MLLM. Specifically, Cobra integrates the efficient Mamba language model into the visual modality. Moreover, we explore and study various modal fusion schemes to create an effective multi-modal Mamba. Extensive experiments demonstrate that (1) Cobra achieves extremely competitive performance with current computationally efficient state-of-the-art methods, *e.g.*, LLaVA-Phi, TinyLLaVA, and MobileVLM v2, and has faster speed due to Cobra’s linear sequential modeling. (2) Interestingly, the results of closed-set challenging prediction benchmarks show that Cobra performs well in overcoming visual illusions and spatial relationship judgments. (3) Notably, Cobra even achieves comparable performance to LLaVA with about 43% of the number of parameters. We will make all codes of Cobra open-source and hope that the proposed method can facilitate future research on complexity problems in MLLM. Our project page is available at: <https://sites.google.com/view/cobravlm>.

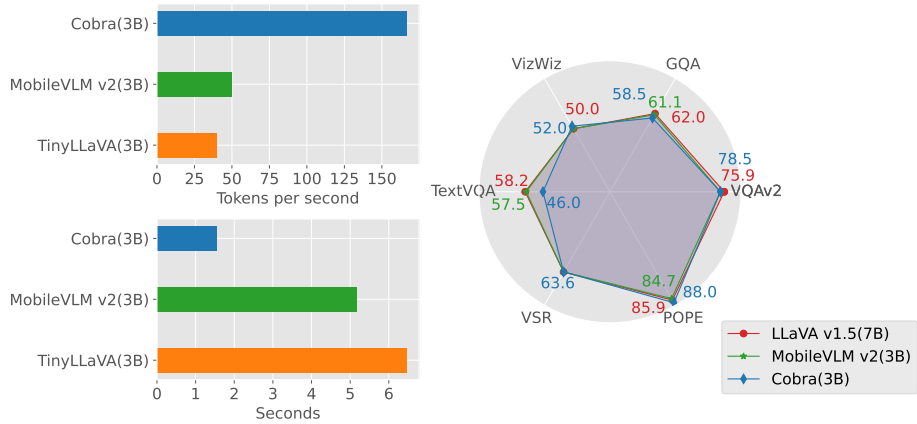
**Keywords:** Multi-modal large language model (MLLM) · Mamba · State space model · Computation efficiency

## 1 Introduction

The emergence of large language models (LLMs) has recently brought about a profound transformation in the landscape of natural language understanding tasks [26, 42]. In contrast to earlier approaches, which relied on task-specific models of moderate size, there has been a notable shift towards employing general and large-scale models, particularly following the emergence of ChatGPT. Increasing the amount of data and scaling up the size of language models has been shown

---

\* Corresponding author



**Fig. 1:** Illustration of tokens per second and times in our proposed Cobra and baselines.

to yield numerous advantages, including enhanced performance across diverse tasks and improved sample efficiency for out-of-distribution generalization.

However, Language-Only Models (LLMs) are constrained to interacting solely through language, limiting their adaptability to handle more diverse tasks. Multimodal comprehension is essential for enhancing a model’s capacity to address real-world challenges effectively. As a result, researchers are actively working on expanding large language models to incorporate multimodal information processing capabilities. Vision-language models (VLMs) like GPT-4 [43], LLaMA-adaptor [17], and LLaVA [38] have been developed to augment LLMs with visual understanding capabilities. Given the pivotal role of vision in human perception, VLMs serve as foundational models in tackling a wide array of tasks including Visual Question Answering (VQA), captioning, and visual content generation.

However, previous studies mainly attempt to obtain efficient VLMs in a similar approach, namely reducing parameters of the base language model while the Transformer structure is kept unchanged. To this end, this paper presents a different perspective that directly employs the state space model (SSM) as the backbone instead of the Attention-based Transformer. Specifically, we take the Mamba language model which has shown competitive performance to Transformer-based language models but with more efficiency as the base model for our VLM. Subsequently, we equip the Mamba with visual information via an image encoder and a corresponding training recipe, thus resulting in the final Cobra multimodal LLM. Experiments are conducted across multiple VLM benchmarks to demonstrate the validity of the proposed Cobra model. We find that Cobra can achieve very competitive even better results compared to previous methods that use the identical Transformer backbone. Moreover, owing to the linear incremental operations in the state space model, Cobra performs  $3\times \sim 4\times$  faster than MobileVLM v2 3B and TinyLLaVA 3B. Notably, even compared to the much larger LLaVA v1.5 model with 7B parameters, Cobra can still perform comparably on several specific benchmarks with about 43% of the parameters. Our main contributions are summarised as below:

1. We investigate that existing multimodal large language models (MLLMs) typically rely on Transformer networks, which exhibit a quadratic computational complexity. To address this inefficiency, we introduce Cobra, a novel MLLM with linear computational complexity.

2. Our research delves into various modal fusion schemes to optimize the integration of visual and linguistic information within the Mamba language model. Through experimentation, we explore the efficacy of different fusion strategies, identifying approaches that yield the most effective multimodal representations.

3. Extensive experiments are conducted to evaluate the performance of Cobra in comparison to concurrent studies aimed at improving the computational efficiency of foundational MLLMs. Notably, Cobra even achieves comparable performance to LLaVA with fewer parameters, underscoring its efficiency.

## 2 Related work

### 2.1 Large Language Models

With the emergence of ChatGPT [43], also referred to as InstructGPT, Large Language Models (LLMs) have become the dominant force across various natural language processing tasks [26, 42]. A defining characteristic of LLMs is their substantial model size, typically comprising billions of parameters, and their utilization of vast training corpora [51, 53]. Although InstructGPT remains unreleased to the public, the community has actively pursued the development of open-source large language models. Notably, GLM [15], LLaMA [55], and the instruction-finetuned version of LLaMA such as Alpaca [52] and Vicuna [8], have been successively introduced, striving to achieve performance levels comparable to the InstructGPT model. Concurrently, due to the significant computational demands of LLMs, there has been a growing trend towards investigating small-scale alternatives. For instance, models like Stable LM [5], TinyLLaMA [60], and Phi [22, 32] boast parameter counts of less than 3 billion. These studies advocate that superior quality data and feasible training methodologies can enable small-scale LLMs to achieve results on par with their larger counterparts.

### 2.2 Vision Language Models

The multimodal LLM is a foreseeable outcome deriving from the regular LLM since humans need to interact with multiple modality information in daily life. In specific, the vision data is another important data type besides the language. Thus, VLMs augmenting LLMs with the ability to handle with visual information are widely explored nowadays. OpenAI has designed the proprietary VLM GPT-4V and shown amazing visual comprehension ability. Flamingo [1] is another well-known VLM introduced by Google. To date, the community also contributed many exciting studies on VLM, such as LLaMA-adapter [17], OpenFlamingo [2], and LLaVA [37, 38].

A striking commonality among previous VLMs is that they all adapt the Transformer backbone to construct the dependencies alongside the sequential

tokens. Despite its outstanding ability to capture potential relations in the data, the Transformer network has a quadratic computation complexity, which results in an inherent drawback hindering its deployment, especially when the model is large. To mitigate this problem, several studies have been carried out to present more compact and efficient VLMs. LLaVA-Phi [64] builds a multimodal foundation model taking the recent small-scale LLM called Phi-2 as the base model. TinyLLaVA introduces a unified training framework that is capable of combining visual information with several small-scale large-language models, such as TinyLLaMA [60], stable LM, and also Phi-2. MobileVLM [9, 10] introduces MobileLLaMA as the base model which downscales the LLaMA language model via traditional neural compression techniques such as distillation and quantization. Besides, MobileVLM also presents a lightweight downsample projector (LDP) to further decrease the computation cost posed by the visual encoding process.

### 2.3 Vision Transformer

To build the VLM, the vision Transformer [14] (ViT) is always applied to transfer the spatial image data into the sequential hidden tokens. ViT provides a powerful backbone for a variety of computer vision tasks. It takes as input a sequence of split image patches and produces sequential hidden representations through the Transformer network that has been proven a dominant paradigm across numerous deep learning tasks. ViT can be pre-trained via different pre-training schemes ranging from supervised learning to unsupervised objectives such as contrastive learning. Up to now, CLIP [45] has produced a sample-efficient ViT model via the contrastive loss between image and text and is widely used in multimodal fields.

### 2.4 State Space Models

State space models (SSMs) have shown highly promising performance in long-range sequence modeling [24, 50], image generation [57], and reinforcement learning [4, 40]. The most attractive feature of SSM is that it can be written as a form of recurrence neural network (RNN) for efficient autoregressive inference or to process a whole input sequence in parallel for efficient training like the Attention-based Transformer. Despite the efficiency, SSMs also achieve effective results when tackling a range of sequence modeling tasks. In particular, Albert et al. [21] present the structured state-space sequence model (S4) to implement time series analysis. Goel et al. [18] applies the state space model to audio generation and obtains satisfactory performance. Furthermore, the H3 model [16] is proposed to fill the gap between SSMs and Transformers in language modeling.

Over the past few months, a new selective state space model, namely Mamba [20], has been presented and is considered a strong competitor to the Transformer architecture. Compared to LLMs of the same capacity, Mamba-based language models show competitive performance, with faster inference speeds that scale linearly with time and constant memory usage.

### 3 Cobra: Multimodal Large Language Model

#### 3.1 Preliminaries

Traditional SSMs [21,50] can be defined with the following parameters  $(\Delta, A, B, C)$ . Considering a scalar input  $x$ , state matrix  $A \in \mathbb{R}^{N \times N}$ ,  $B \in \mathbb{R}^{N \times 1}$ , and  $C \in \mathbb{R}^{1 \times N}$  are parameters related to system hidden state, input, and output, the continuous-time form of the state space model can be obtained as:

$$h'(t) = Ah(t) + Bx(t) \quad (1a)$$

$$y(t) = Ch(t) \quad (1b)$$

In practice, the structured SSMs operate as a discretized form.  $\Delta$  is a time-scale parameter that helps transform  $A$  and  $B$  into discrete-time parameters  $\bar{A}$  and  $\bar{B}$ , respectively. The detailed procedure of structured SSM can be summarized as the recurrence form (2a), (2b) and the convolution form (2c), (2d):

$$h_t = \bar{A}h_{t-1} + \bar{B}x_t \quad (2a)$$

$$y_t = Ch_t \quad (2b)$$

$$\bar{K} = \left( C\bar{B}, C\bar{A}\bar{B}, \dots, C\bar{A}^k\bar{B}, \dots \right) \quad (2c)$$

$$y = x * \bar{K} \quad (2d)$$

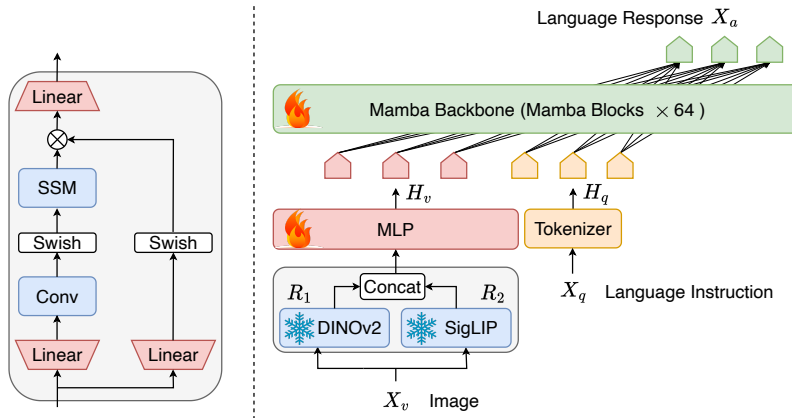
Besides, the discretization rule for  $A$  and  $B$  with the zero-order hold (ZOH) is as follows:

$$\bar{A} = \exp(\Delta A) \quad (3a)$$

$$\bar{B} = (\Delta A)^{-1}(\exp(\Delta A) - I) \cdot \Delta B \quad (3b)$$

Based on the above structured SSM, the selective SSM [20] is further introduced to endow the model with the ability to selectively propagate or forget information according to the sequential input tokens. Specifically, the selective SSM realizes this content-aware reasoning by defining input-dependent coefficients matrix  $B(x)$  and  $C(x)$ , as well as the parameter  $\Delta(x)$ . We recommend readers to the original paper for more details about how the selective SSM is extended to multidimensional input, and also how it is efficiently implemented on GPU hardware.

With the above selective SSM, Mamba is composed of several homogeneous basic blocks as illustrated in Fig. 2. The Mamba block takes as input the sequential data and expands the model dimension through linear projections for two separate processing branches. The one branch first employs the convolution to capture time-invariant dependencies among the data, followed by the Swish activation [47]. Then the produced hidden states are sent to the selective SSMs to capture more time-variant features among the data. The other branch is a simple Swish activation to produce gating signals. Finally, the gated multiplication is conducted, and the model dimension is recovered to its original size via another linear projection.



**Fig. 2:** Detailed architecture of Cobra (right) that takes Mamba as the backbone consisting of identical Mamba blocks (left). The parameters of vision encoders are frozen during training.

### 3.2 Architecture

To accomplish the purpose of building a multimodal LLM that is capable of receiving visual information, we introduce Cobra as illustrated in Fig. 3. It consists of three components: a vision encoder, a projector, and a Mamba backbone. We present the implementation details for each component below.

- Vision encoder: We fuse DINOv2 [44] and SigLIP [58] as our vision backbone. The intuition is that combining the visual representations, which capture low-level spatial properties from DINOv2 and the semantic properties provided by SigLIP further improves the performance on downstream tasks [27, 54]. Considering an image  $X_v \in \mathbb{R}^{C \times H \times W}$  as input, the vision encoder splits the image into  $N_v = HW/P^2$  same-size patches, where  $P^2$  is the patch size. Both two vision encoders take the patchified image as an input token sequence and extract the concatenation of the output of two encoders as the compact visual representations  $R_v \in \mathbb{R}^{N_v \times D_v}$ :

$$R_v = [\varphi_{\text{DINOv2}}(X_v); \varphi_{\text{SigLIP}}(X_v)], \quad (4)$$

for a subsequent task-specific head, where  $D_v$  denotes the dimension of the above-produced tokens.

- Projector: The projector is a simple learnable module that aligns the feature of vision and text by transforming the dimension of the original visual representation to the dimension of the tokens in the Mamba language model:

$$H_v = \phi(R_v). \quad (5)$$

We introduce two implementations of the different projectors in Cobra to map visual tokens into the same latent space as the language tokens. Pri-

- marily, the multiple-layer perceptron (MLP) can be used to merge information from different modalities. Besides, the lightweight downsample projector suggested by [10] is also tested to seek more reduction of computation cost.
- Mamba Backbone: The Mamba backbone is a stack of 64 identical basic blocks presented in section 2.4 with the residual connection and RMSNorm [59] for each block. The model receives the concatenation of visual embeddings transformed from the projection layer and text embeddings, denoted as  $H \in \mathbb{R}^{L_{in} \times D}$ , and transforms this sequence into target token sequence  $Y = \{y_i\}_{i=1}^L$  in an autoregressive manner:

$$p(Y|H_v, H_q) = \prod_{i=1}^L p(y_i|H_v, H_q, y_{<i}). \quad (6)$$

Lastly, the tokens will be detokenized to the response answer in natural language.

### 3.3 Training Recipe

Recent research [27] has shown that for the existing training paradigm based on LLaVA [10, 37, 62] (i.e., training only the pre-alignment phase of the projection layer and the finetuning phase of the LLM backbone for one epoch each), the pre-alignment phase may be unnecessary, and the model after finetuning is still in a state of underfitting. Therefore, we discard the pre-alignment stage. Instead, we directly fine-tune the entire LLM backbone and the projector. This finetuning is conducted over two epochs randomly sampling on a combined dataset comprising:

1. The mixed dataset used in LLaVA v1.5, which contains a total of 655K visual multi-turn conversations including academic VQA [19, 25, 28, 49] samples, as well as visual instruction tuning data in LLaVA-Instruct [38] and pure text instruction tuning data in ShareGPT [48].
2. LVIS-Instruct-4V [56], which contains 220K images with visually aligned and context-aware instructions generated by GPT-4V.
3. LRV-Instruct [36], a 400K visual instruction dataset that covers 16 vision-and-language tasks aiming on mitigating hallucination.

Overall, the entire dataset contains approximately 1.2 million images and corresponding multi-turn dialogue data, as well as pure text dialogue data.

## 4 Experiments

We carry out experiments for Cobra from four aspects. *First*, we adopt six frequently used benchmarks for VLMs to evaluate the effectiveness of the proposed method, including four open-ended visual question-answering tasks that require different reasoning abilities, and two closed-set prediction tasks including determining the spatial relationship of objects and probing visual hallucination. *Second*, we conduct a detailed inference speed comparison between Cobra and

**Table 1:** The configuration of the model and hyperparameters for training.

Configuration	
Vision Encoder	DINOv2 + SigLIP ViT-SO
LLM init	Mamba-2.8b-Zephyr
Projector init	Random
Image resolution	$384 \times 384$
Image token num	729
Global batch size	128
Training steps	19K
Optimizer	AdamW
LR schedule	Cosine decay
Learning Rate	$2e-5$
Weight decay	0.1
Warmup ratio	0.03
Number of epochs	2

other Transformer-based models under a similar model size to evaluate the improvement of our model on efficiency. *Third*, some design choices on the model architecture are further investigated with ablation studies. Finally, we present two examples to illustrate the comparison in answer generation quality between our model and other models.

#### 4.1 Settings

Table 1 lists the detailed hyper-parameters for Cobra. For the vision encoders, DINOv2 follows the same ViT structure in their original paper, which is a ViT-Large model with 304M parameters and was pre-trained on the LVD-142M dataset. SigLIP uses a shape-optimized version that is slightly larger than ViT-Large. The resolution of the input image is set to  $384 \times 384$ , and the number of visual tokens is 729.

The LLM backbone is initialized with the pre-trained weights from the Mamba chat model while the projector is always randomly initialized. We have chosen an open-source model weight from Huggingface<sup>1</sup> for the initialization of our model, which has undergone instruction tuning, as the LLM backbone for our proposed model. It was pre-trained on the SlimPajama dataset [51] consisting of 627 billion tokens and underwent supervised fine-tuning on the Ultrachat-200k dataset [13], as well as direct preference optimization [46] on the Ultrafeedback-binarized dataset [11].

The whole training process takes about 26.5 hours on 8 NVIDIA A100 80GB GPUs. During the training process, we use the Pytorch Fully Sharded Data Parallel [61] framework and enable automatic mixed-precision with FP32 and BF16 for distributed training. The batch size is set as 128. We employ the

<sup>1</sup> The weight is available at <https://huggingface.co/xiuyul/mamba-2.8b-zephyr>.



**Table 2:** Comparison with open-source VLM models on six benchmarks: VQA<sup>v2</sup>: VQA-v2 [19]; GQA [25]; VizWiz [23]; VQA<sup>T</sup>: TextVQA [49]; VSR [35]; POPE [31]. Benchmarks marked in blue font represent those that belong to the open-ended VQA task, while those marked in red font represent tasks of the closed-set prediction category. The bolded items indicate that Cobra surpassed the scores of all small-scale VLMs on this benchmark.

Model	LLM	VQA <sup>v2</sup>	GQA	VizWiz	VQA <sup>T</sup>	VSR	POPE
OpenFlamingo [2]	MPT-7B	52.7	-	27.5	33.6	-	-
BLIP-2 [30]	Vicuna-13B	-	41.0	19.6	42.5	50.9	-
MiniGPT-4 [63]	Vicuna-7B	32.2	-	-	-	-	-
InstructBLIP [12]	Vicuna-7B	-	49.2	34.5	50.1	54.3	-
InstructBLIP [12]	Vicuna-13B	-	49.5	33.4	50.7	52.1	-
Shikra [6]	Vicuna-13B	77.4	-	-	-	-	-
IDEFICS [29]	LLaMA-7B	50.9	-	35.5	25.9	-	-
IDEFICS [29]	LLaMA-75B	60.0	-	36.0	30.9	-	-
Qwen-VL [3]	Qwen-7B	78.2	59.3	35.2	63.8	-	-
LLaVA v1.5 [37]	Vicuna-7B	78.5	62.0	50.0	58.2	-	85.9
Prism [27]	LLaMA-7B	81.0	65.3	52.8	59.7	59.6	88.1
ShareGPT4V [7]	Vicuna-7B	80.6	57.2	-	-	-	-
MoE-LLaVA [33]	StableLM-1.6B	76.7	60.3	36.2	50.1	-	85.7
MoE-LLaVA [33]	Phi2-2.7B	77.6	61.4	43.9	51.4	-	86.3
Llava-Phi [64]	Phi2-2.7B	71.4	-	35.9	48.6	-	85.0
MobileVLM v2 [10]	MobileLLaMA-2.7B	-	61.1	-	57.5	-	84.7
TinyLLaVA [62]	Phi2-2.7B	79.9	62.0	-	59.1	-	86.4
<b>Cobra (ours)</b>	Mamba-2.8B	75.9	58.5	<b>52.0</b>	46.0	<b>63.6</b>	<b>88.0</b>

AdamW [39] optimizer with a cosine decay learning rate to update the network parameters and set the learning rate to  $2 \times 10^{-5}$ , with a decay factor of 0.1 and a warmup ratio of 0.03. The model is trained for 2 epochs via supervised fine-tuning.

## 4.2 Results

Experimental models are evaluated on a total of six benchmarks with well-designed metrics. In particular, VizWiz [23] and VQAv2 [19] are employed to assess the ability of models in general visual reasoning, the difference between them is that Vizwiz contains both commonsense questions and numerous *unanswerable* questions, requiring the model not to make false answers to evaluate the reliability of the model. The GQA [25] dataset focuses on validating spatial reasoning. Meanwhile, the capacity of reasoning around text, such as recognizing the signature in an image, is verified via the TextVQA [49] benchmark. In addition to the above open-ended evaluations, two more closed-set prediction benchmarks consisting of VSR [35] and POPE [31] are further introduced. VSR provides comprehensive assessments of models to see if they can understand indi-

**Table 3:** Latency comparison of small-scale VLMs with  $\sim 3\text{B}$  parameters.

Model	LM	$Eval_{avg}$ (tokens/s)	$Total$ (s)
TinyLLaVA	Phi-2 2.7B	39.64	6.46
MobileVLM v2	MobileLLaMA 2.7B	49.50	5.17
Cobra	Mamba 2.8B	<b>166.47</b>	<b>1.54</b>
Cobra-LDPv2 ( $14 \times 14$ )	Mamba 2.8B	<b>166.85</b>	<b>1.53</b>

vidual spatial relationships across diverse images. POPE is designed to evaluate the ability of VLMs to avoid tough hallucination problems. Both VSR and POPE compute the score of models by the probability of giving the correct answer.

For Vizwiz, VQAv2, and TextVQA, we use the validation sets for evaluation. Meanwhile, we utilize the recommended test-dev split for GQA, the zero-shot test split for VSR, and the evaluation split for POPE.

To demonstrate the effectiveness of our model, we either compare it with same-scale VLMs with around 3B parameters, or much larger VLMs containing twice the number of parameters. As can be seen from Table 2, though Cobra has only about 43% of the parameters, it still achieves decent results compared to LLaVA v1.5 7B and even performs better than all the listed models on VSR, and most of the models (except Prism) on Vizwiz and POPE. When compared to VLMs that have a similar number of parameters, Cobra achieves consistently better performance than LLaVA-Phi across VQAv2, VizWiz, and POPE. TinyLLaVA performs better on VQAv2 and GQA, while Cobra performs better on POPE. MobileVLM is another concurrent work aiming at producing small-scale LLMs and therefore is introduced in the experiments. In summary, these results show that Cobra can match the performance of state-of-the-art models of the same level ( $\sim 3\text{B}$ ) and remains competitive compared to larger-scale models (7B and above) across multiple benchmarks.

### 4.3 Inference Speed

We evaluated the generation speed of our model compared to two baseline models of the same parameter scale, TinyLLaVA 3B and MobileVLM v2 3B.

In the evaluation, all models received the same example image. For TinyLLaVA and MobileVLM v2, both processed the image into a resolution of  $336 \times 336$  and fed it into the CLIP encoder. For TinyLLaVA, the LLM backbone received 576 image tokens processed by the projector, while MobileVLM v2 reduced the number of image tokens to 144 through an LDP block. For our model, the actual number of image tokens processed increased to 729 since we adopted two encoders that process  $384 \times 384$  resolution images.

We used the same question "*Describe the image specifically*" as the textual prompt and set the number of output tokens to 256 for all models. The total time  $T_{total}$  from the image encoding to finished generating the complete answer

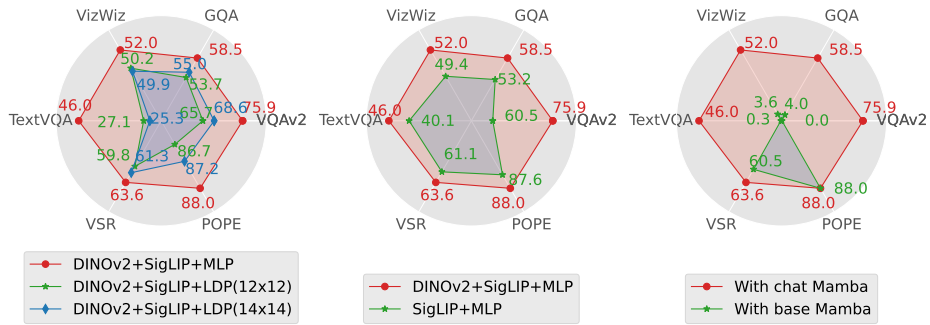


Fig. 3: Ablation study on different projection layers

is recorded and we calculated the average number of tokens generated per second by  $Eval_{avg} = 256/T_{total}$ .

All the evaluations were done on the hardware with a single Nvidia A100 PCIe 80GB GPU. The results from Table 3 show that our model has a significant advantage in inference speed compared to Transformer-based models. Compared to MobileVLM v2, which has undergone several lightweight optimizations, Cobra only took about 30% of the time to complete inference when the number of image tokens processed significantly increased.

We also evaluated the results of Cobra-LDPv2, a variant of our model that replaces the projector with an LDPv2 block, and  $(14 \times 14)$  denotes the output size of the adaptive pooling layer. The results showed no significant speed improvement in our evaluation method. Due to the nature of parallel RNN models, the number of prompt tokens only affects the speed of the model’s first parallel forward process, which barely affects the generation time in this case. Moreover, the model’s memory usage doesn’t escalate with the length of the image tokens. This is because RNN-like models maintain a constant-sized hidden state to store historical information during inference, as opposed to using a KV Cache, which is a common inference acceleration technique employed by Transformers, tends to dynamically increase memory usage in proportion to sequence length. Given that LDP significantly compresses visual information through pooling, it can impact the performance of VLM to some extent (see our ablation studies for performance comparison). We believe that for the structure of Cobra, adopting such a lightweight design on the projector may be unnecessary.

#### 4.4 Ablation Studies

We first conduct ablation studies to verify the network design of Cobra, mainly involving the choice of vision encoders, projectors, and pre-trained base Mamba models. Most traditional studies on MLLMs leverage CLIP as the vision encoder since it can produce abundant semantic information about the input image. Considering prior studies have shown that utilizing Sigmoid loss may improve the performance of CLIP, we take the SigLIP visual encoder as the starting point.

Meanwhile, MLP is also employed as the projector corresponding to SigLIP since it has been proven a simple but effective way to map the visual representations into the same latent space as language representations. Recent works discover that despite CLIP-like language-image models may offer rich semantics, it has the potential to lose the detailed information for images themselves. Therefore, we further introduce DINOv2 as a supplementary encoder and concatenate visual representations from two encoders for the subsequent LLM. As shown in Fig. 3, the introduction of DINOv2 brings substantial improvements in model performance across six benchmarks. This result implies a meaningful principle when selecting the vision encoder for downstream tasks.

Besides, a different choice of projection layer is compared to MLP in experiments. We investigate LDP with different downsampling settings to see if a downsampling projector can further speed up our model without obvious deterioration in performance. Unfortunately, although LDP performs promising in MobileVLM, applying it to Cobra significantly harms the performance on all benchmarks. Especially, we observed that the models using LDP show a significant decrease in accuracy on tasks like TextVQA that involve text recognition, indicating that the compression of representations significantly impacts Mamba’s comprehension abilities.

Finally, using different Mamba LLM is also investigated. In particular, we choose the base pre-trained model that is not finetuned on any chat datasets. It is assumed that the model finetuned on the chat datasets may have a better instruction-following capability due to the training corpus being organized in the form of dialogue. The results in Fig. 3 show that the finetuned model scores significantly higher than the pre-trained model without using chat corpus. We find that the base model often fails to stop the generation process, leading to a lot of repetitive content and thus affecting its performance.

#### 4.5 Case Studies

In this section, we demonstrate some more intuitive case studies between Cobra and other experimental models to verify its effectiveness.

The example in Fig. 4 demonstrates that both LLaVA v1.5 and MobileVLM v2 fail to generate the correct answer to the question "*Is the bicycle parked at the right of the dog?*". In contrast, Cobra can correctly answer that the bicycle is actually parked on the left side of the dog, showing a better understanding of the spatial relationship between the bicycle and the dog in this image. The synthesis of this example and the results of the VSR benchmark in section 4.2 indicate that our model has a stronger ability to capture the spatial relationships of objects, which may benefit from the richer underlying visual information provided by DINOv2.

Fig. 5 presents a more specific example concerning scene description. We input a demo image of a simulation scene of a robotic arm manipulating blocks from the Language-Table [41] dataset, asking the VLMs to describe the picture in detail. Both LLaVA v1.5 and MobileVLM v2 fail to correctly understand the scene, for instance, interpreting the scene as a black and white checkered



**Fig. 4:** Case 1: Cobra demonstrates a superior understanding of spatial relationships compared to the baseline models.

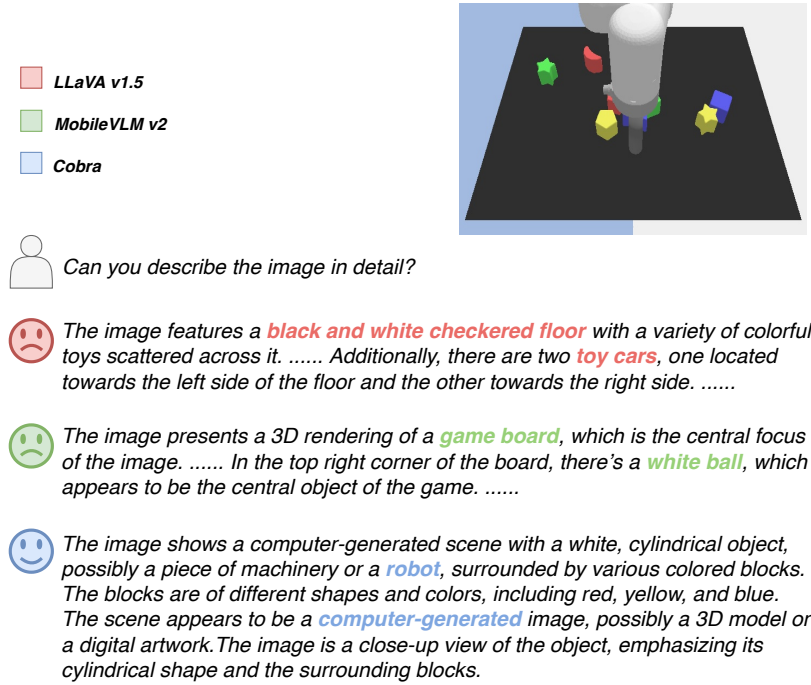
floor/game board. Moreover, LLaVA mistakes the blocks on the table for toy cars, while MobileVLM perceives the robotic arm as a white ball. In contrast, our model, Cobra, effectively recognizes the presence of the robotic arm and blocks in the scene and understands that this is a computer-generated 3D scene, whereas the comparison baseline models struggle to describe them accurately.

Overall, Cobra has demonstrated superior understanding and description abilities of spatial relationships between objects in these two examples, and it has significantly reduced hallucinations, providing accurate and detailed descriptions of image content. This indicates that Cobra is competitive in the field of Multimodal Large Language Models (MLLM), especially in processing visual information and generating natural language descriptions.

## 5 Limitations

While Cobra has made significant strides in the field of Multimodal Large Language Models (MLLM), there are still some limitations. Firstly, Cobra is weaker than some current baseline models in the task of text recognition, i.e., TextVQA. Exploring the reasons for this and how to enhance Cobra’s ability to process text in images would be a valuable research direction.

Secondly, due to the numerical precision sensitiveness of the Mamba’s recurrent dynamics. Cobra needs to maintain relatively high precision of its main parameters during inference (no lower than BF16). Thus it cannot reduce memory usage through quantization [34] without compromising performance. Although Cobra’s generation speed has significantly improved compared to existing lightweight models [9, 10], there are still challenges in adapting to the memory usage requirements of mobile devices.



**Fig. 5:** Case 2: Cobra accurately describes the objects and meanings in the simulated images, which pose a high level of understanding difficulty for current visual models, while other baseline models have shown significant deviations in understanding visual information.

## 6 Conclusion

In this study, we propose Cobra, which addresses the efficiency bottleneck of existing Multimodal Large Language Models that rely on Transformer networks with quadratic computational complexity. We explore the combination of language models with linear computational complexity and multimodal inputs. In terms of fusing visual and linguistic information, we have successfully optimized the internal information integration of the Mamba language model through in-depth research on different modality fusion schemes, achieving more effective multimodal representation. Experiments demonstrate that Cobra not only significantly improves computational efficiency, but also performs comparably to advanced models like LLaVA, especially excelling in overcoming visual hallucination and spatial relationship judgment. It even significantly reduces the number of parameters. This opens up new possibilities for deploying high-performance AI models in environments that require high-frequency processing of visual information, such as visual-based robotic feedback control, in the future.

## References

1. Alayrac, J.B., Donahue, J., Luc, P., Miech, A., Barr, I., Hasson, Y., et al.: Flamingo: a visual language model for few-shot learning (2022)
2. Awadalla, A., Gao, I., Gardner, J., Hessel, J., Hanafy, Y., Zhu, W., et al.: Openflamingo: An open-source framework for training large autoregressive vision-language models (2023)
3. Bai, J., Bai, S., Yang, S., Wang, S., Tan, S., Wang, P., et al.: Qwen-vl: A versatile vision-language model for understanding, localization, text reading, and beyond (2023)
4. Bar-David, S., Zimmerman, I., Nachmani, E., Wolf, L.: Decision s4: Efficient sequence-based rl via state spaces layers (2023)
5. Bellagente, M., Tow, J., Mahan, D., Phung, D., Zhuravinskiy, M., Adithyan, R., Baicoianu, J., Brooks, B., Cooper, N., Datta, A., Lee, M., Mostaque, E., Pieler, M., Pinnaparju, N., Rocha, P., Saini, H., Teufel, H., Zanichelli, N., Riquelme, C.: Stable lm 2 1.6b technical report (2024)
6. Chen, K., Zhang, Z., Zeng, W., Zhang, R., Zhu, F., Zhao, R.: Shikra: Unleashing multimodal llm’s referential dialogue magic (2023)
7. Chen, L., Li, J., Dong, X., Zhang, P., He, C., Wang, J., et al.: Sharegpt4v: Improving large multi-modal models with better captions (2023)
8. Chiang, W.L., Li, Z., Lin, Z., Sheng, Y., Wu, Z., Zhang, H., Zheng, L., Zhuang, S., Zhuang, Y., Gonzalez, J.E., Stoica, I., Xing, E.P.: Vicuna: An open-source chatbot impressing gpt-4 with 90%\* chatgpt quality (March 2023), <https://lmsys.org/blog/2023-03-30-vicuna/>
9. Chu, X., Qiao, L., Lin, X., Xu, S., Yang, Y., Hu, Y., et al.: Mobilevlm : A fast, strong and open vision language assistant for mobile devices (2023)
10. Chu, X., Qiao, L., Zhang, X., Xu, S., Wei, F., Yang, Y., et al.: Mobilevlm v2: Faster and stronger baseline for vision language model (2024)
11. Cui, G., Yuan, L., Ding, N., Yao, G., Zhu, W., Ni, Y., et al.: Ultrafeedback: Boosting language models with high-quality feedback (2023)
12. Dai, W., Li, J., Li, D., Tiong, A.M.H., Zhao, J., Wang, W., et al.: Instructblip: Towards general-purpose vision-language models with instruction tuning (2023)
13. Ding, N., Chen, Y., Xu, B., Qin, Y., Zheng, Z., Hu, S., et al.: Enhancing chat language models by scaling high-quality instructional conversations (2023)
14. Dosovitskiy, A., Beyer, L., Kolesnikov, A., Weissenborn, D., Zhai, X., Unterthiner, T., et al.: An image is worth 16x16 words: Transformers for image recognition at scale (2021)
15. Du, Z., Qian, Y., Liu, X., Ding, M., Qiu, J., Yang, Z., Tang, J.: GLM: general language model pretraining with autoregressive blank infilling. Proceedings of the 60th Annual Meeting of the Association for Computational Linguistics (Volume 1: Long Papers), ACL 2022, Dublin, Ireland, May 22-27, 2022 pp. 320–335 (2022)
16. Fu, D.Y., Dao, T., Saab, K.K., Thomas, A.W., Rudra, A., Ré, C.: Hungry hungry hippos: Towards language modeling with state space models (2023)
17. Gao, P., Han, J., Zhang, R., Lin, Z., Geng, S., Zhou, A., et al.: Llama-adapter v2: Parameter-efficient visual instruction model (2023)
18. Goel, K., Gu, A., Donahue, C., Ré, C.: It’s raw! audio generation with state-space models (2022)
19. Goyal, Y., Khot, T., Summers-Stay, D., Batra, D., Parikh, D.: Making the v in vqa matter: Elevating the role of image understanding in visual question answering (2017)

20. Gu, A., Dao, T.: Mamba: Linear-time sequence modeling with selective state spaces (2023)
21. Gu, A., Goel, K., Ré, C.: Efficiently modeling long sequences with structured state spaces (2022)
22. Gunasekar, S., Zhang, Y., Aneja, J., Mendes, C.C.T., Giorno, A.D., Gopi, S., Javaheripi, M., Kauffmann, P., de Rosa, G., Saarikivi, O., Salim, A., Shah, S., Behl, H.S., Wang, X., Bubeck, S., Eldan, R., Kalai, A.T., Lee, Y.T., Li, Y.: Textbooks are all you need (2023)
23. Gurari, D., Li, Q., Stangl, A.J., Guo, A., Lin, C., Grauman, K., et al.: Vizwiz grand challenge: Answering visual questions from blind people (2018)
24. Hasani, R., Lechner, M., Wang, T.H., Chahine, M., Amini, A., Rus, D.: Liquid structural state-space models (2022)
25. Hudson, D.A., Manning, C.D.: Gqa: A new dataset for real-world visual reasoning and compositional question answering (2019)
26. Jin, F., Lu, J., Zhang, J., Zong, C.: Instance-aware prompt learning for language understanding and generation. *ACM Transactions on Asian and Low-Resource Language Information Processing* (2023)
27. Karamcheti, S., Nair, S., Balakrishna, A., Liang, P., Kollar, T., Sadigh, D.: Prismatic vlms: Investigating the design space of visually-conditioned language models (2024)
28. Krishna, R., Zhu, Y., Groth, O., Johnson, J., Hata, K., Kravitz, J., , et al.: Visual genome: Connecting language and vision using crowdsourced dense image annotations (2016)
29. Laurençon, H., Saulnier, L., Tronchon, L., Bekman, S., Singh, A., Lozhkov, A., et al.: Obelics: An open web-scale filtered dataset of interleaved image-text documents (2023)
30. Li, J., Li, D., Savarese, S., Hoi, S.: Blip-2: Bootstrapping language-image pre-training with frozen image encoders and large language models (2023)
31. Li, Y., Du, Y., Zhou, K., Wang, J., Zhao, W.X., Wen, J.R.: Evaluating object hallucination in large vision-language models (2023)
32. Li, Y., Bubeck, S., Eldan, R., Del Giorno, A., Gunasekar, S., Lee, Y.T.: Textbooks are all you need ii: **phi-1.5** technical report. arXiv preprint arXiv:2309.05463 (2023)
33. Lin, B., Tang, Z., Ye, Y., Cui, J., Zhu, B., Jin, P., et al.: Moe-llava: Mixture of experts for large vision-language models (2024)
34. Lin, J., Tang, J., Tang, H., Yang, S., Dang, X., Gan, C., Han, S.: Awq: Activation-aware weight quantization for llm compression and acceleration (2023)
35. Liu, F., Emerson, G., Collier, N.: Visual spatial reasoning (2023)
36. Liu, F., Lin, K., Li, L., Wang, J., Yacoob, Y., Wang, L.: Mitigating hallucination in large multi-modal models via robust instruction tuning (2023)
37. Liu, H., Li, C., Li, Y., Lee, Y.J.: Improved baselines with visual instruction tuning (2023)
38. Liu, H., Li, C., Wu, Q., Lee, Y.J.: Visual instruction tuning (2023)
39. Loshchilov, I., Hutter, F.: Decoupled weight decay regularization (2019)
40. Lu, C., Schroecker, Y., Gu, A., Parisotto, E., Foerster, J., Singh, S., Behbahani, F.: Structured state space models for in-context reinforcement learning (2023)
41. Lynch, C., Wahid, A., Tompson, J., Ding, T., Betker, J., Baruch, R., et al.: Interactive language: Talking to robots in real time (2022)
42. Min, B., Ross, H., Sulem, E., Veyseh, A.P.B., Nguyen, T.H., Sainz, O., et al.: Recent advances in natural language processing via large pre-trained language models: A survey. *ACM Computing Surveys* **56**(2), 1–40 (2023)



43. OpenAI, :, Achiam, J., Adler, S., Agarwal, S., Ahmad, L., Akkaya, I., Aleman, F.L., et al.: Gpt-4 technical report (2024)
44. Oquab, M., Darcet, T., Moutakanni, T., Vo, H., Szafraniec, M., Khalidov, V., et al.: Dinov2: Learning robust visual features without supervision (2024)
45. Radford, A., Kim, J.W., Hallacy, C., Ramesh, A., Goh, G., Agarwal, S., Sastry, G., Askell, A., Mishkin, P., Clark, J., Krueger, G., Sutskever, I.: Learning transferable visual models from natural language supervision (2021)
46. Rafailov, R., Sharma, A., Mitchell, E., Ermon, S., Manning, C.D., Finn, C.: Direct preference optimization: Your language model is secretly a reward model (2023)
47. Ramachandran, P., Zoph, B., Le, Q.V.: Searching for activation functions (2017)
48. ShareGPT: <https://sharegpt.com/> (2023)
49. Singh, A., Natarajan, V., Shah, M., Jiang, Y., Chen, X., Batra, D., et al.: Towards vqa models that can read (2019)
50. Smith, J.T.H., Warrington, A., Linderman, S.W.: Simplified state space layers for sequence modeling (2023)
51. Soboleva, D., Al-Khateeb, F., Myers, R., Steeves, J.R., Hestness, J., Dey, N.: SlimPajama: A 627B token cleaned and deduplicated version of RedPajama. <https://www.cerebras.net/blog/slimpajama-a-627b-token-cleaned-and-deduplicated-version-of-redpajama> (2023), <https://huggingface.co/datasets/cerebras/SlimPajama-627B>
52. Taori, R., Gulrajani, I., Zhang, T., Dubois, Y., Li, X., Guestrin, C., Liang, P., Hashimoto, T.B.: Stanford alpaca: An instruction-following llama model. [https://github.com/tatsu-lab/stanford\\_alpaca](https://github.com/tatsu-lab/stanford_alpaca) (2023)
53. Together: Redpajama: an open dataset for training large language models (2023), <https://github.com/togethercomputer/RedPajama-Data>
54. Tong, S., Liu, Z., Zhai, Y., Ma, Y., LeCun, Y., Xie, S.: Eyes wide shut? exploring the visual shortcomings of multimodal llms (2024)
55. Touvron, H., Lavril, T., Izacard, G., Martinet, X., Lachaux, M.A., Lacroix, T., Rozière, B., Goyal, N., Hambro, E., Azhar, F., Rodriguez, A., Joulin, A., Grave, E., Lample, G.: Llama: Open and efficient foundation language models (2023)
56. Wang, J., Meng, L., Weng, Z., He, B., Wu, Z., Jiang, Y.G.: To see is to believe: Prompting gpt-4v for better visual instruction tuning (2023)
57. Yan, J.N., Gu, J., Rush, A.M.: Diffusion models without attention (2023)
58. Zhai, X., Mustafa, B., Kolesnikov, A., Beyer, L.: Sigmoid loss for language image pre-training (2023)
59. Zhang, B., Sennrich, R.: Root mean square layer normalization (2019)
60. Zhang, P., Zeng, G., Wang, T., Lu, W.: Tinyllama: An open-source small language model (2024)
61. Zhao, Y., Gu, A., Varma, R., Luo, L., Huang, C.C., Xu, M., et al.: Pytorch fsdp: Experiences on scaling fully sharded data parallel (2023)
62. Zhou, B., Hu, Y., Weng, X., Jia, J., Luo, J., Liu, X., et al.: Tinyllava: A framework of small-scale large multimodal models (2024)
63. Zhu, D., Chen, J., Shen, X., Li, X., Elhoseiny, M.: Minigpt-4: Enhancing vision-language understanding with advanced large language models (2023)
64. Zhu, Y., Zhu, M., Liu, N., Ou, Z., Mou, X., Tang, J.: Llava-phi: Efficient multimodal assistant with small language model (2024)