

# XLAVS-R: Cross-Lingual Audio-Visual Speech Representation Learning for Noise-Robust Speech Perception

HyoJung Han<sup>1\*</sup> Mohamed Anwar\* Juan Pino<sup>2</sup> Wei-Ning Hsu<sup>2</sup>

Marine Carpuat<sup>1</sup> Bowen Shi<sup>2</sup> Changhan Wang<sup>2</sup>

<sup>1</sup>University of Maryland, USA <sup>2</sup>Meta AI, USA

hjhan@cs.umd.edu changhan@meta.com

## Abstract

Speech recognition and translation systems perform poorly on noisy inputs, which are frequent in realistic environments. Augmenting these systems with visual signals has the potential to improve robustness to noise. However, audio-visual (AV) data is only available in limited amounts and for fewer languages than audio-only resources. To address this gap, we present XLAVS-R, a cross-lingual audio-visual speech representation model for noise-robust speech recognition and translation in over 100 languages. It is designed to maximize the benefits of limited multilingual AV pre-training data, by building on top of audio-only multilingual pre-training and simplifying existing pre-training schemes. Extensive evaluation on the MuAViC benchmark shows the strength of XLAVS-R on downstream audio-visual speech recognition and translation tasks, where it outperforms the previous state of the art by up to 18.5% WER and 4.7 BLEU given noisy AV inputs, and enables strong zero-shot audio-visual ability with audio-only fine-tuning.

## 1 Introduction

Speech recognition and speech-to-text translation, two core speech perception tasks, have witnessed rapid developments in the past two years. Still, the performance of state-of-the-art (SOTA) models such as Whisper (Radford et al., 2023) and SeamlessM4T (Communication, 2023b) degrades sharply in noisy environments (Anwar et al., 2023; Communication, 2023a). Audio-only approaches to make such systems more robust (Ng et al., 2023; Zhu et al., 2023) remain challenged by frequent noise types such as intense babble noise and overlapped speech (Shi et al., 2022b).

Complementing audio inputs with visual signals such as video frames of speaker’s lips offers an alternative approach (Sumbly and Pollack, 1954; Potamianos et al., 2004; Mroueh et al.,

\* Work done at Meta AI

	Hours		Languages	
	A	AV	A	AV
<i>Audio-Only Pre-Training Data</i>				
AVFormer (Seo et al., 2023)	60K	0	1*	0
FAVA (May et al., 2023)	2.8K	0	>100 <sup>†</sup>	0
<i>Audio-Visual Pre-Training Data</i>				
AV-HuBERT (Shi et al., 2022a)	0	1.8K	0	1*
AV-data2vec (Lian et al., 2024)	0	1.8K	0	1*
AV2AV (Choi et al., 2023)	0	7K	0	>100
<i>Audio-Only &amp; Audio-Visual Pre-Training Data</i>				
u-HuBERT (Hsu and Shi, 2022)	0.5K	1.8K	1*	1*
VATLM (Zhu et al., 2024)	4.3K	1.8K	1*	1*
XLAVS-R (this work)	436K	1.2K	128	9

Table 1: Pre-training data type, amount and language coverage in audio-visual speech perception models (A: audio, AV: audio-visual). Compared to prior work, XLAVS-R exploits audio-only speech data for efficient data scaling and language coverage expansion. \* English-only.

2015; Chung et al., 2017), with promising results in audio-visual speech recognition (AVSR) and audio-visual speech-to-text translation (AVS2TT) tasks (Afouras et al., 2022; Ma et al., 2021; Shi et al., 2022b; Anwar et al., 2023). Yet, as summarized in Table 1, prior works are either restricted to English (Hsu and Shi, 2022; Zhu et al., 2024; Seo et al., 2023) or to a limited amount of audio-visual data (Shi et al., 2022a; Choi et al., 2023; Lian et al., 2024), limiting language coverage and performance on downstream tasks.

To bridge this gap, we present XLAVS-R, a cross-lingual audio-visual speech representation learning model for noise-robust speech perception across over 100 languages. Its training strategy is designed to maximize the efficiency of multilingual AV pre-training by injecting audio-visual (AV) signals (§3.2) after pre-training on audio-only (A-only) data that is easier to scale in size and language coverage (§3.1). We improve AV-HuBERT (Shi et al., 2022a) with simplified training protocol and updated model architecture, and scale

model size up to 2B parameters for performance in the multilingual setting.

We conduct extensive evaluations on the MuAViC benchmark (Anwar et al., 2023). XLAVS-R yields SOTA performance on speech recognition in 9 languages and speech-to-text translation in 6 X-to-English pairs (§5.1, §5.2), notably improving their robustness to noisy inputs. Furthermore, XLAVS-R enables zero-shot audio-visual ability in downstream tasks with audio-only fine-tuning (FT): fine-tuning our XLAVS-R 2B model without supervised AV downstream data achieves the best audio-visual performances in noisy settings even compared to the corresponding audio-visual supervised fine-tuned model (§5.4). This confirms the benefits of our pre-training strategy and relaxes the data requirements for downstream tasks, making it possible to tackle AVSR and AVSTT tasks without labeled—transcribed or translated—audio-visual data.

## 2 Related Work

**Self-supervised audio-only speech representation.** Self-supervised learning (SSL) for speech aims to establish a general speech representation with unlabeled speech data applicable to various downstream applications, including speech recognition and spoken language understanding tasks (Wen Yang et al., 2021). Many of today’s successful SSL approaches (Baevski et al., 2020; Hsu et al., 2021; Baevski et al., 2022; Chiu et al., 2022) are based on masked span prediction. Specifically, wav2vec 2.0 (Baevski et al., 2020) applies a contrastive predictive coding-like (van den Oord et al., 2018) loss on masked speech utterances. HuBERT (Hsu et al., 2021) utilizes masked speech features to predict hidden units derived from layerwise features. Instead of using discrete units, Data2vec (Baevski et al., 2022) directly regresses dense features from an exponential moving average (EMA) teacher.

SSL approaches notably reduce the need for labeled speech data. In ASR benchmarks (Panayotov et al., 2015), they yield performance on par with or better than fully supervised models with far fewer transcriptions. This has motivated sustained efforts toward multilingual SSL models such as XLSR-53 (Conneau et al., 2021), XLS-R (Babu et al., 2022), and MMS (Pratap et al., 2023), which particularly excel in low-resource language scenarios.

**Self-supervised audio-visual speech representation.** Audio-visual SSL approaches draw heavy

inspiration from their audio-only counterparts. AV-HuBERT (Shi et al., 2022a) extends HuBERT (Hsu et al., 2021) to the audio-visual setting by taking the masked audio-visual stream as input and predicting the hidden units initialized with MFCC clusters, iteratively refining them with layerwise features. This framework has proven effective for multiple downstream tasks, including lip reading (Shi et al., 2022a), audio-visual speech recognition and translation (Shi et al., 2022b; Anwar et al., 2023). In AV2AV (Choi et al., 2023) and our work of XLAVS-R, it has been extended to a multilingual setting. RAVen (Haliassos et al., 2023) leverages modality-specific EMA teachers to generate targets for masked prediction, thus avoiding an iterative refinement process. Similarly, AV-data2vec (Lian et al., 2024) is based on data2vec (Baevski et al., 2022) and regresses multimodal features with an audio-visual EMA teacher. AV2vec (Zhang et al., 2023) further combines AV-data2vec with the masked prediction objective in AV-HuBERT. Some prior works also investigated the use of unpaired unimodal data, notably audio, to improve multimodal representation. u-HuBERT (Hsu and Shi, 2022) augments AV-HuBERT with audio-only speech during pre-training, resulting in improved audio-visual speech recognition performance. VATLM (Zhu et al., 2024) further added text-only data and trained the model on an arbitrary modality stream. Our work builds on the insights of AV/u-HuBERT with adaptations for continual SSL training with visual modality injection to A-only model and for the multilingual setting.

**Audio-visual adaptation of audio-only speech models.** Recent work has begun to explore the adaptation of audio-only speech models into audio-visual models. MixSpeech (Cheng et al., 2023) develops a visual speech translation model based on a pre-trained audio-only speech translation model by minimizing the discrepancy between the probabilities from audio-only and multi-modal streams. AVFormer (Seo et al., 2023) incorporates lightweight modules into an audio-only speech recognizer to adapt it into visually grounded speech recognition through two-stage fine-tuning. FAVA (May et al., 2023) directly fine-tunes a pre-trained BEST-RQ (Chiu et al., 2022) encoder for audio-visual speech recognition with a randomly initialized visual encoder. FAVA connects to our work by applying this technique to a multilingual audio-only

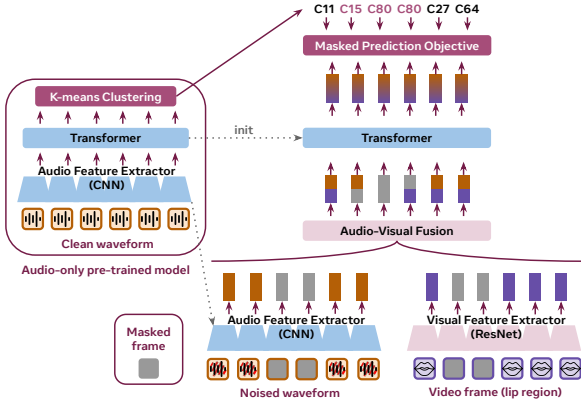


Figure 1: Overview of XLAVS-R. From the audio-only SSL model, we generate unit targets for audio-visual SSL pre-training (left box). We inject visual modality into the first stage model (blue blocks) and fuse visual modality with audio one (pink blocks) to continue training with audio-visual SSL pre-training. In AV SSL, noises are added randomly to clean audio, and masked prediction objectives (right top) are applied to the union set of masked frames of audio and visual stream (bottom gray).

model. However, its evaluation focuses on English with labeled AV speech data for supervised fine-tuning, while our approach focuses on AV SSL to achieve competitive zero-shot results without AV labeled data as well as state-of-the-art supervised multilingual performance.

### 3 XLAVS-R

Our approach (Figure 1) requires first training an audio-only SSL model, which is used to generate unit targets for audio-visual SSL pre-training. We inject visual modality into the resulting model to continue training with audio-visual SSL pre-training. Through this process, XLAVS-R introduces three key improvements over baseline approaches. First, we leverage the abundant availability of audio-only speech data to enhance overall performances and achieve greater robustness on domain shift (§3.1), and inject visual modality to build an audio-visual pre-training model on top of audio-only pre-training model (§3.2). Second, we use a learnable audio feature extractor to better capture the various phonetic information of multilingual audios (§3.3). Third, we improve the training efficiency of the audio-visual pre-training stage by single-round training with unit targets from audio-only contextualized representation (§3.4).

#### 3.1 Audio-Only Pre-Training

Instead of training an audio-visual model in one step with the mix of audio-only data and audio-visual data, we first train an audio-only speech model and adapt it to an audio-visual one via self-supervised continual pre-training with audio-visual data. This is motivated by the facts that audio-only data is much more plentiful than audio-visual data, particularly for low-resource languages, and that audio-only models are much more computationally efficient than audio-visual models with similar architecture and size because of the cost of visual feature extraction and bi-modal feature fusion. We concentrate our computational resources on the first stage of A-only SSL since audio-only data has greater volume and the audio modality naturally contains richer semantic information than the visual modality. We refer to the outcome model of this audio-only self-supervised learning as XLS-R, as we follow the XLS-R training settings (Babu et al., 2022) and adopt its wav2vec 2.0 architecture (Baeovski et al., 2020).

#### 3.2 Continued Audio-Visual Pre-Training with Visual Modality Injection

After obtaining XLS-R through A-only pre-training, we add a ResNet-based visual feature extractor (VFE) and a linear projection-based feature fusion module to build up an audio-visual model and continue AV pre-training.

For audio-visual self-supervised learning, we follow Shi et al. (2022a,b) using AV-HuBERT pre-training loss. Given temporally aligned audio input  $I_a \in \mathbb{R}^{T_a \times C_a}$  and video speech input  $I_v \in \mathbb{R}^{T_v \times C_v \times W \times H}$ , each modality feature extractor encode inputs into same length feature sequences  $f_a, f_v \in \mathbb{R}^{T \times D}$ . Here, audio and visual frames are masked independently by separate masking probabilities. Frame-wisely fused audio-visual features  $Fusion(f_a, f_v) \in \mathbb{R}^{T \times D'}$  are processed by the Transformer (Vaswani et al., 2017) to generate contextualized audio-visual representation. Target units  $z \in \{1, \dots, K\}^T$  for each frame are assigned by an unsupervised clustering method. Given the output probability  $p$  from the fused representation and the target units  $z$ , the model is trained with the following loss:

$$L = - \sum_{t \in M} \log p_t(z_t) - \alpha \sum_{t \notin M} \log p_t(z_t), \quad (1)$$

where  $M$  is a union set of masked frames for the

audio and visuals stream and  $\alpha$  is weighing factor for the unmasked regions.

As in AV/u-HuBERT, we apply modality dropout to encourage the fusion of audio and visual representation space. In the modality fusion, either sequence of  $f_a$  or  $f_v$  can be dropped out by the modality dropout probability  $p_m$  and filled with zero. In the case of dropping out one of the modalities,  $f_a$  is selected with an audio dropout probability  $p_a$  to have  $Fusion(0, f_v)$ .

With the masked prediction objective on audio-only targets, the continued training of audio-visual SSL aligns audio-visual and visual-only representations to corresponding audio-only representation, which is established in the previous A-only SSL.

Besides the audio-to-visual representation alignment, clean-to-noisy audio representation is also aligned during the continued AV SSL training phase by using potentially noised audio as audio inputs. This is implemented by randomly adding noises to clean speech audio during the training.

After self-supervised learning, we fine-tune with sequence-to-sequence cross-entropy loss for downstream tasks.

### 3.3 Learnable Audio Feature Extractor

XLAVS-R has the same model architecture as AV/u-HuBERT except for the nature of the audio features provided as inputs to the Transformer encoder. We jointly train a convolutional audio feature extractor (AFE) as that in wav2vec 2.0 (Baevski et al., 2020) for high-dimensional audio inputs. This differs from AV/u-HuBERT which uses lower-dimensional filterbank features. Our approach provides more capacity for multilingual models and their cross-lingual inferences.

### 3.4 Single-Round AV Training with Self-Supervised Audio-Only Targets

AV-HuBERT (Shi et al., 2022a,b) and u-HuBERT (Hsu and Shi, 2022) require multiple pre-training rounds, with training targets switching from quantized audio-only local features to quantized audio-visual contextualized representation. In each round, the AV model is re-trained from scratch. Hence, the model quality gains across training rounds come from the updated training targets. While these iterative rounds help the model encode more advanced contextual and bi-modal information in the later stage, the resulting training process is complex and computationally expensive.

To improve training efficiency, we propose to create first-round training targets from a contextualized audio-only representation instead of local features that have noisier, lower-level information. This accelerates the masked prediction learning of high-level semantic information in the first round and reduces the necessity for additional training rounds. We obtain audio-only contextualized representation from a self-supervised multilingual speech model described in Section 3.1.

## 4 Experiments

**Data.** For AV pre-training, we leverage a total 1.2K hours of data in 9 languages: English (En), Arabic (Ar), German (De), Greek (El), Spanish (Es), French (Fr), Italian (It), Portuguese (Pt) and Russian (Ru). For A-only pre-training, we follow Babu et al. (2022) for training on 436K-hour data in 128 languages.

For all the pre-trained models, we perform multilingual fine-tuning on MuAViC labeled data for audio-visual speech recognition (AVSR) in all 9 languages and audio-visual speech-to-text translation (AVS2TT) in 6 language pairs into English—El, Es, Fr, It, Pt, Ru.

We use MuAViC for in-domain evaluation on both audio-only and audio-visual test modes. We use FLEURS (Conneau et al., 2023) for audio-only out-of-domain (OOD) evaluation. We report an average of all 9 languages for AVSR and 6 X-to-English language pairs for AVS2TT in both in-domain and out-of-domain evaluation.

We remove extremely short utterances (less than 0.2 seconds) and long utterances (more than 20 seconds) for better training stability.

**Modeling.** We build XLS-R (§3.1) and XLAVS-R (§3) models in two model sizes: 300M and 2B. The number of encoder layers/embedding dimension/feed forward dimension are 24/1024/4096 and 48/1920/7680 respectively. For audio-visual training targets of XLAVS-R, we extract audio-only speech representation from the 36th layer of XLS-R 2B and quantize it with 2000 k-means clusters. For fine-tuning AVSR and AVS2TT models, we follow Anwar et al. (2023) to add a Transformer decoder that has 6 layers, an embedding dimension of 768, and feed forward network dimension of 3072. The visual feature extractor of our model is modified ResNet-18 as in AV-HuBERT and prior lipreading works (Stafylakis and Tzimiropoulos, 2017; Martinez et al., 2020; Ma et al., 2021). For

Model	Test Mode	OOD		In-Domain								
		Avg	En	Ar	De	El	Es	Fr	It	Pt	Ru	Avg
<i>Clean environment, Test WER (%) ↓</i>												
AV-HuBERT (Shi et al., 2022b)	A	41.8	2.0	89.6	53.5	47.2	18.2	20.7	21.2	22.9	46.0	35.7
	AV	-	1.7	89.4	52.0	46.2	17.4	20.3	20.8	22.1	44.7	35.0
u-HuBERT (Hsu and Shi, 2022)	A	41.4	1.9	89.3	53.3	47.2	17.9	20.7	21.6	22.5	45.8	35.6
	AV	-	1.9	89.3	52.1	46.4	17.3	20.5	21.2	21.9	44.4	35.0
XLAVS-R												
XLAVS-R 300M	A	32.5	2.5	82.4	45.6	24.2	11.3	14.6	12.9	13.7	33.0	26.7
	AV	-	2.4	81.7	44.7	24.3	10.9	14.4	12.8	13.2	32.7	26.3
XLAVS-R 2B	A	34.2	1.9	80.3	45.5	19.5	9.4	12.5	10.9	11.6	26.0	24.2
	AV	-	1.7	79.3	44.4	19.0	9.1	12.3	10.6	11.2	25.0	23.6
<i>Noise environment, Test WER (%) ↓</i>												
AV-HuBERT (Shi et al., 2022b)	A	89.3	39.3	111.2	87.0	85.2	65.6	58.1	69.5	69.9	75.9	73.5
	AV	-	6.4	104.7	74.2	70.4	43.1	43.0	48.2	47.5	67.4	56.1
u-HuBERT (Hsu and Shi, 2022)	A	87.5	31.8	109.4	84.7	83.1	62.7	56.6	67.8	68.2	74.4	71.0
	AV	-	6.6	102.3	73.2	69.7	43.7	43.2	48.5	47.6	67.0	55.8
XLAVS-R												
XLAVS-R 300M	A	79.8	42.4	100.1	69.4	56.2	39.9	33.4	40.5	45.4	53.0	53.4
	AV	-	5.8	95.8	61.4	44.7	28.0	27.2	29.4	30.6	47.8	41.2
XLAVS-R 2B	A	74.0	49.5	98.9	66.3	50.6	36.0	30.0	36.8	40.6	48.3	50.8
	AV	-	5.9	93.5	58.5	38.6	23.9	23.5	24.6	26.1	41.0	37.3

Table 2: Results of audio-visual speech recognition (AVSR) on in-domain (MuAViC) and out-of-domain (OOD, FLEURS) evaluation in test mode of audio-only (A) and audio-video (AV). Our XLAVS-R model outperforms the two English-only baselines of AV-HuBERT and u-HuBERT (both 300M sized) by up to 18% WER of in-domain average in noisy AV mode.

XLAVS-R, we set both  $p_m$  and  $p_a$  to 0.5 for pre-training which is the same with AV/u-HuBERT. For fine-tuning all pre-trained models, we set  $p_m$  and  $p_a$  to 0.5 and 0, where the models use 50% AV modality and 50% A-only modality.

**Noise Augmentation.** Following Shi et al. (2022b) and Anwar et al. (2023), we randomly augment the input samples with additive noises at 0dB of signal-to-noise ratio. Noise audio clips are sampled from the MUSAN dataset (Snyder et al., 2015) as well as drawn from MuAViC train set (for babble type of noises). We augment 25% of the input in pre-training and 50% in fine-tuning with noises.

**Evaluation.** We evaluate AVSR and AVS2TT in audio-only (“A”) and audio-visual (“AV”) test modes, where the former leverages only audio modality in inference while the latter leverages both audio and visual modalities. We select the best checkpoint by validation accuracy for inference. We use beam search with default hyper-parameters and beam size of 5. For AVSR, we apply Whisper text normalizer (Radford et al., 2023) before calculating WER (word error rate). For AVS2TT, we

compute BLEU (Papineni et al., 2002) using SacreBLEU (Post, 2018) with default options and the built-in *l3a* tokenizer. For the simulation of noisy test environment, we add babble type of noises drawn from MuAViC test set.

## 5 Results

### 5.1 Multilingual Speech Recognition

We compare our XLAVS-R representations against the AV-HuBERT and u-HuBERT English-only representations when fine-tuned for multilingual speech recognition in Table 2, reporting WER on both clean and noisy inputs in the upper and lower half of the Table respectively.

In the **clean setup**, the XLAVS-R models perform on par or better than the baselines in both audio-only and audio-visual test modes. The XLAVS-R 300M model outperforms the AV-HuBERT and u-HuBERT, English-only AV pre-trained models of similar size, by up to 9% WER and 8.7% WER respectively for average audio-only and audio-visual test modes. Our larger XLAVS-R 2B outperforms the English-only baseline by an average 11.5% WER and the average of 11.4% WER respectively for the two modes. XLAVS-R

Model	Test Mode	OOD		In-Domain					
		Avg	El-En	Es-En	Fr-En	It-En	Pt-En	Ru-En	Avg
<i>Clean environment, Test BLEU ↑</i>									
AV-HuBERT (Shi et al., 2022b)	A	12.7	13.9	22.3	28.1	23.5	26.1	10.7	20.8
	AV	-	14.3	22.9	28.3	23.9	26.5	11.2	21.2
u-HuBERT (Hsu and Shi, 2022)	A	12.8	14.4	23.0	28.6	23.4	26.6	11.3	21.2
	AV	-	14.5	23.1	28.6	23.7	27.0	11.4	21.4
XLAVS-R									
XLAVS-R 300M	A	14.0	18.9	23.7	29.7	24.9	28.5	12.6	23.0
	AV	-	19.1	23.8	29.8	25.0	28.8	13.0	23.2
XLAVS-R 2B	A	16.0	21.7	25.0	30.6	26.5	30.2	13.9	24.7
	AV	-	21.6	25.1	30.6	26.6	29.9	13.9	24.6
<i>Noisy environment, Test BLEU ↑</i>									
AV-HuBERT (Shi et al., 2022b)	A	3.2	4.4	9.1	13.1	8.3	8.8	4.8	8.1
	AV	-	8.8	15.6	19.2	15.0	17.6	7.2	13.9
u-HuBERT (Hsu and Shi, 2022)	A	3.4	4.7	9.8	13.8	8.7	10.3	5.3	8.8
	AV	-	8.2	15.6	19.7	14.6	18.3	7.3	14.0
XLAVS-R									
XLAVS-R 300M	A	4.3	8.3	13.9	20.4	15.2	15.1	8.2	13.5
	AV	-	13.2	17.4	23.8	18.7	21.8	9.4	17.4
XLAVS-R 2B	A	6.4	11.0	15.1	20.9	16.2	16.0	9.0	14.7
	AV	-	15.7	19.2	24.6	20.1	22.3	10.4	18.7

Table 3: Results of audio-visual speech-to-text translation (AVS2TT) on in-domain (MuAViC) and out-of-domain (OOD, FLEURS) evaluation in test mode of audio-only (A) and audio-video (AV). Our XLAVS-R model outperforms the two English-only baselines of AV-HuBERT and u-HuBERT (both 300M sized) for all language pairs in any mode and by up to 4.8 BLEU of in-domain average in noisy AV mode.

300M and 2B both outperform the baselines by large margins in every non-English language. English WER slightly increased in XLAVS-R 300M model compared to the English-only pre-trained baseline by 0.5% WER. We attribute this effect to inter-language competition (Conneau et al., 2020; Chang et al., 2023), since XLAVS-R 300M covers 128 languages with the same capacity as the English-only baselines (Table 1). Increasing the XLAVS-R model capacity to 2B achieves the lowest WER of all models in both A and AV modes. The OOD results on FLEURS confirm that our models also maintain reasonable Audio-only performance on other existing benchmarks.

In the **noisy setup**, where we add multilingual babble noises to clean speech inputs, the XLAVS-R models improve performance across the board, in all languages and in both modes. In the AV mode, the average WER for XLAVS-R 2B drops significantly to 37.3%, which remarkably approaches that of the AV/u-HuBERT baseline in clean settings.

Overall, XLAVS-R models outperform the two baselines by a large margin on average in clean and noisy settings, while remaining competitive with English-only pre-trained models in English.

Results of experiments with additional AV data for domain and language coverage during AV pre-training are available in Appendix A and Table 5.

## 5.2 Multilingual Speech-To-Text Translation

Next, we evaluate models fine-tuned for the X-En AVS2TT tasks (Table 3), reporting BLEU scores in clean (top) vs. noisy settings (bottom).

In the **clean setup**, XLAVS-R 300M outperforms the English-only pre-trained AV/u-HuBERT by up to 2.2 and 2 BLEU average scores for audio-only and audio-visual modes. It consistently outperforms the baseline by large margins in all directions and test modalities, suggesting that multilingual pre-training is essential for cross-lingual ability in the downstream tasks. Our best model, XLAVS-R 2B outperforms the English-only baselines by even wider margins (up to 3.9 and 3.4 BLEU average scores respectively for the two modes).

In the **noisy setup**, we simulate noisy environments as in AVSR tasks by adding multilingual babble noises to clean speech sources. XLAVS-R 300M outperforms the English-only baselines of similar size largely by up to 5.4/3.5 average BLEU improvement on A/AV, and 6.6/4.8 average BLEU for 2B model.

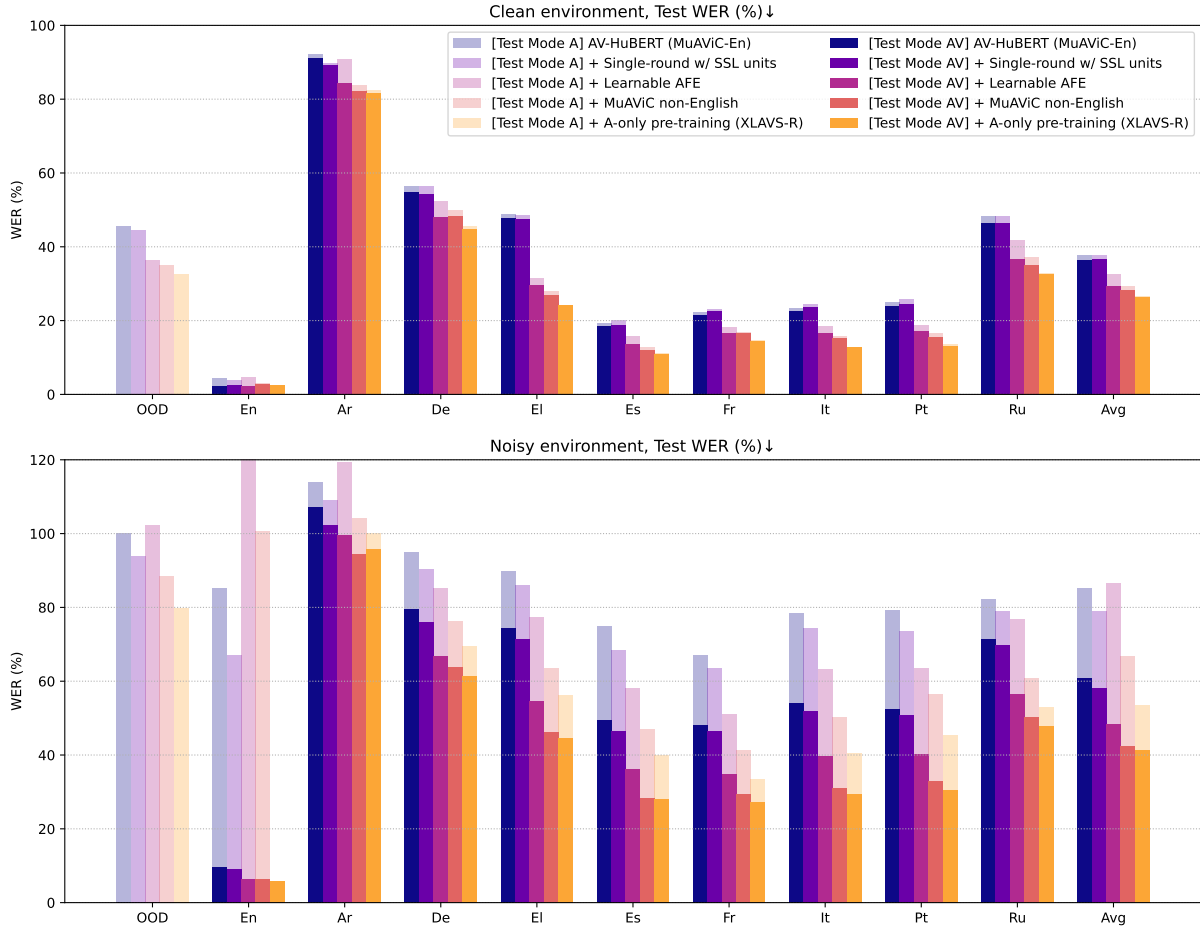


Figure 2: Effectiveness of each component towards XLAWS-R and multilingual pre-training data starting from AV-HuBERT model pre-trained only on MuAViC-En. All the components of XLAWS-R are shown to be effective. Each ablated pre-trained models are fine-tuned and evaluated on multilingual audio-visual speech recognition with identical training and test settings (A: audio, AV: audio+video). The numbers of the plots are in Appendix, Table 7.

Overall, these results show that our XLAWS-R models outperform two baselines by a large margin in all translation directions for both clean and noisy settings, both A-only and AV test modes, and both in-domain and OOD. Results of experiments with additional AV data for domain and language coverage during AV pre-training are available in Appendix A and Table 6.

### 5.3 Ablation Experiments of XLAWS-R

In Figure 2<sup>1</sup>, we validate the effectiveness of the key changes from AV-HuBERT to XLAWS-R, step-by-step starting from AV-HuBERT pre-trained on MuAViC-En. First, simplifying the training process – single-round AV-HuBERT training with self-supervised contextualized audio-only units from XLS-R (+ Single-round w/SSL units) instead of the original 5 training rounds

– actually yields moderate improvements. Second, switching to a learnable audio feature extractor (+ Learnable AFE) shows the biggest improvements in both clean and noisy settings, especially in the low-resource languages (El and Ru). Third, augmenting AV pre-training with multilingual data (+ MuAViC non-English) is the second-highest improvement indicating that multilingual audio-visual representation learning is critical in the self-supervised pre-training stage. Last, the introduction of the audio-only pre-training stage and multilingual audio-only resources (+ A-only pre-training (XLAWS-R)) further improves both A and AV performance in the in-domain evaluations. It yields even higher improvements in OOD evaluations, suggesting that audio-only pretraining may enhance robustness against domain shift.

In sum, all of the design contributions of XLAWS-R are shown to be effective.

<sup>1</sup>Appendix Table 7 contains the exact numbers plotted.

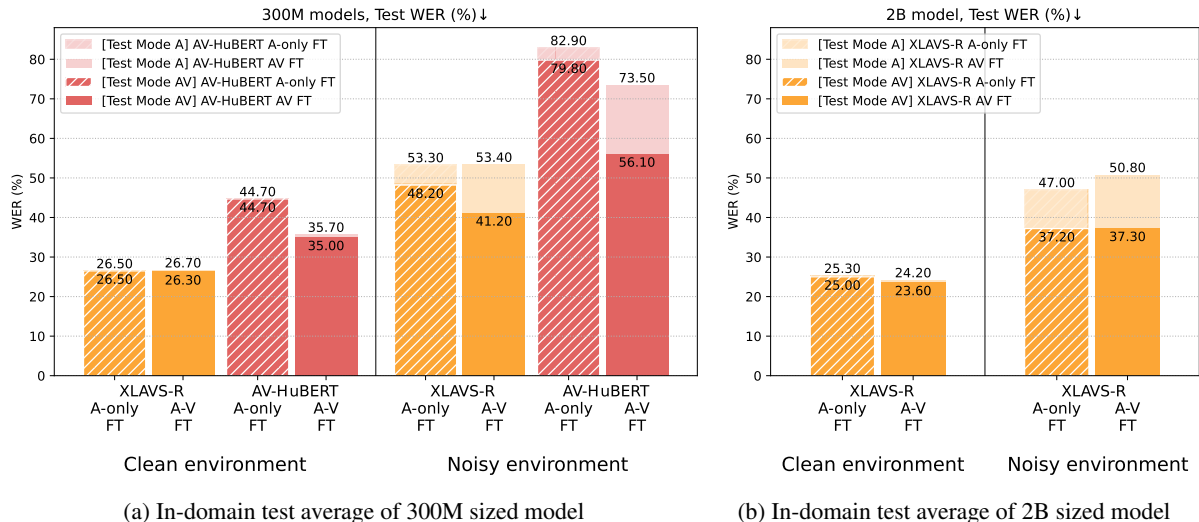


Figure 3: XLAWS-R shows greater zero-shot ability on audio-visual test mode with audio-only fine-tuned (FT, striped) model compared to that of AV-HuBERT. Without fine-tuned on the labeled audio-visual set, the A-only FT model from XLAWS-R shows 5% WER improvement on AV test mode compared to A test mode (purple), while that of AV-HuBERT shows only 3% WER (orange) in a noisy environment. The bigger the XLAWS-R model size, the greater the zero-shot ability—the gap of 9.8% WER between A and AV test mode of A-only FT 2B model in a noisy environment). Values of individual languages are in Appendix, Table 8.

#### 5.4 Zero-shot Audio-Visual Inference

We compare the performance of A-only fine-tuning vs. AV fine-tuning: this matters when labels for a given language in downstream task are not available for AV fine-tuning, and thus we need to rely on the zero-shot audio-visual ability from the pre-trained AV representation. In A-only FT, we exclude any visual modalities for all languages.

For 300M models (Figure 3a), XLAWS-R shows only a mild performance degradation in the noisy AV mode from AV FT to zero-shot A-only FT (41.2 WER to 48.2 WER, 17% increase rate) and almost none in clean. By contrast, the AV-HuBERT baseline shows severe degradation even in the clean setting—56.1 to 79.8, 42.25% in noisy, and 27.7% in the clean setting. The XLAWS-R model thus effectively transfers knowledge from the pre-trained AV representation and leverages it for downstream tasks, even though there is no visual modality involved at all during the supervised fine-tuning.

For 2B models (Figure 3b), although AV FT has better recognition performance in a clean setting (23.6 vs 25.0 WER in AV mode), A-only FT model has even better performances over AV FT mode in noisy settings tested on AV mode (37.2 vs 37.3 WER), showing that the increased model capacity improves its zero-shot ability. The result of the scaled-up model suggests that XLAWS-R relaxes the need for labeled AV datasets of downstream

tasks to have noise robustness.

## 6 Conclusion

We introduced XLAWS-R, a cross-lingual audio-visual speech representation for noise-robust speech perception in over 100 languages. Since audio-visual data is harder to come by than audio-only data, we injected the visual modality by continuing training an audio-only pre-trained model. We also design a simpler yet more effective training scheme and improved architecture compared to previous state-of-the-art models. Extensive evaluation on the MuAViC benchmark shows XLAWS-R achieves SOTA performance on both audio-visual speech recognition and translation tasks, yielding particularly large improvements in noisy settings. We also show that XLAWS-R effectively leverages unlabeled audio-only multilingual speech data and audio-visual data in self-supervised learning to show enhanced zero-shot audio-visual ability for downstream tasks.

### Limitations

Our findings are inherently limited by the settings of our empirical evaluation. For instance, we simulate noisy environments only with the “babble” sound in testing experimental setup (§4), and it remains to be seen how other types of noise might impact our model. In addition, while we include



a diverse set of languages with varying amounts of resources in our evaluation, we did not evaluate translation out-of-English and between non-English languages.

## References

- Triantafyllos Afouras, Joon Son Chung, Andrew Senior, Oriol Vinyals, and Andrew Zisserman. 2022. [Deep audio-visual speech recognition](#). *IEEE Transactions on Pattern Analysis and Machine Intelligence*, 44(12):8717–8727.
- Mohamed Anwar, Bowen Shi, Vedanuj Goswami, Wei-Ning Hsu, Juan Pino, and Changhan Wang. 2023. [MuAViC: A Multilingual Audio-Visual Corpus for Robust Speech Recognition and Robust Speech-to-Text Translation](#). In *Proc. INTERSPEECH 2023*, pages 4064–4068.
- Arun Babu, Changhan Wang, Andros Tjandra, Kushal Lakhotia, Qiantong Xu, Naman Goyal, Kritika Singh, Patrick von Platen, Yatharth Saraf, Juan Pino, Alexei Baevski, Alexis Conneau, and Michael Auli. 2022. [XLS-R: Self-supervised Cross-lingual Speech Representation Learning at Scale](#). In *Proc. Interspeech 2022*, pages 2278–2282.
- Alexei Baevski, Wei-Ning Hsu, Qiantong Xu, Arun Babu, Jiatao Gu, and Michael Auli. 2022. [data2vec: A general framework for self-supervised learning in speech, vision and language](#). In *Proceedings of the 39th International Conference on Machine Learning*, volume 162 of *Proceedings of Machine Learning Research*, pages 1298–1312. PMLR.
- Alexei Baevski, Yuhao Zhou, Abdelrahman Mohamed, and Michael Auli. 2020. [wav2vec 2.0: A framework for self-supervised learning of speech representations](#). In *Advances in Neural Information Processing Systems*, volume 33, pages 12449–12460. Curran Associates, Inc.
- Tyler A. Chang, Catherine Arnett, Zhuowen Tu, and Benjamin K. Bergen. 2023. [When is multilinguality a curse? language modeling for 250 high- and low-resource languages](#).
- X. Cheng, T. Jin, R. Huang, L. Li, W. Lin, Z. Wang, Y. Wang, H. Liu, A. Yin, and Z. Zhao. 2023. [Mixspeech: Cross-modality self-learning with audio-visual stream mixup for visual speech translation and recognition](#). In *2023 IEEE/CVF International Conference on Computer Vision (ICCV)*, pages 15689–15699, Los Alamitos, CA, USA. IEEE Computer Society.
- Chung-Cheng Chiu, James Qin, Yu Zhang, Jiahui Yu, and Yonghui Wu. 2022. [Self-supervised learning with random-projection quantizer for speech recognition](#). In *Proceedings of the 39th International Conference on Machine Learning*, volume 162 of *Proceedings of Machine Learning Research*, pages 3915–3924. PMLR.
- Jeongsoo Choi, Se Jin Park, Minsu Kim, and Yong Man Ro. 2023. [Av2av: Direct audio-visual speech to audio-visual speech translation with unified audio-visual speech representation](#).
- Joon Son Chung, Andrew Senior, Oriol Vinyals, and Andrew Zisserman. 2017. [Lip reading sentences in the wild](#). In *2017 IEEE Conference on Computer Vision and Pattern Recognition (CVPR)*. IEEE.
- Seamless Communication. 2023a. [Seamless: Multilingual expressive and streaming speech translation](#).
- Seamless Communication. 2023b. [Seamlessm4t: Massively multilingual & multimodal machine translation](#).
- Alexis Conneau, Alexei Baevski, Ronan Collobert, Abdelrahman Mohamed, and Michael Auli. 2021. [Unsupervised Cross-Lingual Representation Learning for Speech Recognition](#). In *Proc. Interspeech 2021*, pages 2426–2430.
- Alexis Conneau, Kartikay Khandelwal, Naman Goyal, Vishrav Chaudhary, Guillaume Wenzek, Francisco Guzmán, Edouard Grave, Myle Ott, Luke Zettlemoyer, and Veselin Stoyanov. 2020. [Unsupervised cross-lingual representation learning at scale](#). In *Proceedings of the 58th Annual Meeting of the Association for Computational Linguistics*, pages 8440–8451, Online. Association for Computational Linguistics.
- Alexis Conneau, Min Ma, Simran Khanuja, Yu Zhang, Vera Axelrod, Siddharth Dalmia, Jason Riesa, Clara Rivera, and Ankur Bapna. 2023. [Fleurs: Few-shot learning evaluation of universal representations of speech](#). In *2022 IEEE Spoken Language Technology Workshop (SLT)*, pages 798–805.
- Alexandros Haliassos, Pingchuan Ma, Rodrigo Mira, Stavros Petridis, and Maja Pantic. 2023. [Jointly learning visual and auditory speech representations from raw data](#). In *The Eleventh International Conference on Learning Representations*.
- Wei-Ning Hsu, Benjamin Bolte, Yao-Hung Hubert Tsai, Kushal Lakhotia, Ruslan Salakhutdinov, and Abdelrahman Mohamed. 2021. [Hubert: Self-supervised speech representation learning by masked prediction of hidden units](#). *IEEE/ACM Trans. Audio, Speech and Lang. Proc.*, 29:3451–3460.
- Wei-Ning Hsu and Bowen Shi. 2022. [u-huBERT: Unified mixed-modal speech pretraining and zero-shot transfer to unlabeled modality](#). In *Advances in Neural Information Processing Systems*.
- Jiachen Lian, Alexei Baevski, Wei-Ning Hsu, and Michael Auli. 2024. [Av-data2vec: Self-supervised learning of audio-visual speech representations with contextualized target representations](#).
- Pingchuan Ma, Stavros Petridis, and Maja Pantic. 2021. [End-to-end audio-visual speech recognition with conformers](#). In *ICASSP 2021 - 2021 IEEE International*

- Conference on Acoustics, Speech and Signal Processing (ICASSP)*, pages 7613–7617.
- Brais Martinez, Pingchuan Ma, Stavros Petridis, and Maja Pantic. 2020. [Lipreading using temporal convolutional networks](#). In *ICASSP 2020 - 2020 IEEE International Conference on Acoustics, Speech and Signal Processing (ICASSP)*, pages 6319–6323.
- Avner May, Dmitriy Serdyuk, Ankit Parag Shah, Otavio Braga, and Olivier Siohan. 2023. [Audio-visual fine-tuning of audio-only asr models](#).
- Youssef Mroueh, Etienne Marcheret, and Vaibhava Goel. 2015. [Deep multimodal learning for audio-visual speech recognition](#). In *2015 IEEE International Conference on Acoustics, Speech and Signal Processing (ICASSP)*, pages 2130–2134.
- Dianwen Ng, Ruixiong Zhang, Jia Qi Yip, Zhao Yang, Jinjie Ni, Chong Zhang, Yukun Ma, Chongjia Ni, Eng Siong Chng, and Binchao Ma. 2023. [De’hubert: Disentangling noise in a self-supervised model for robust speech recognition](#). *ICASSP 2023 - 2023 IEEE International Conference on Acoustics, Speech and Signal Processing (ICASSP)*, pages 1–5.
- Vassil Panayotov, Guoguo Chen, Daniel Povey, and Sanjeev Khudanpur. 2015. [Librispeech: An asr corpus based on public domain audio books](#). In *2015 IEEE International Conference on Acoustics, Speech and Signal Processing (ICASSP)*, pages 5206–5210.
- Kishore Papineni, Salim Roukos, Todd Ward, and Wei-Jing Zhu. 2002. [Bleu: a method for automatic evaluation of machine translation](#). In *Proceedings of the 40th Annual Meeting of the Association for Computational Linguistics*, pages 311–318, Philadelphia, Pennsylvania, USA. Association for Computational Linguistics.
- Matt Post. 2018. [A call for clarity in reporting BLEU scores](#). In *Proceedings of the Third Conference on Machine Translation: Research Papers*, pages 186–191.
- Gerasimos Potamianos, Chalapathy Neti, Juergen Luetin, and Iain Matthews. 2004. [Audio-visual automatic speech recognition: An overview](#). *Issues in visual and audio-visual speech processing*, 22:23.
- Vineel Pratap, Andros Tjandra, Bowen Shi, Paden Tomasello, Arun Babu, Sayani Kundu, Ali Elkahky, Zhaoheng Ni, Apoorv Vyas, Maryam Fazel-Zarandi, Alexei Baevski, Yossi Adi, Xiaohui Zhang, Wei-Ning Hsu, Alexis Conneau, and Michael Auli. 2023. [Scaling speech technology to 1,000+ languages](#).
- Alec Radford, Jong Wook Kim, Tao Xu, Greg Brockman, Christine McLeavey, and Ilya Sutskever. 2023. [Robust speech recognition via large-scale weak supervision](#). In *Proceedings of the 40th International Conference on Machine Learning, ICML’23*. JMLR.org.
- Paul Hongsuck Seo, Arsha Nagrani, and Cordelia Schmid. 2023. [Avformer: Injecting vision into frozen speech models for zero-shot av-asr](#). In *Proceedings of the IEEE/CVF Conference on Computer Vision and Pattern Recognition*, pages 22922–22931.
- Bowen Shi, Wei-Ning Hsu, Kushal Lakhota, and Abdelrahman Mohamed. 2022a. [Learning audio-visual speech representation by masked multimodal cluster prediction](#). In *International Conference on Learning Representations*.
- Bowen Shi, Wei-Ning Hsu, and Abdelrahman Mohamed. 2022b. [Robust Self-Supervised Audio-Visual Speech Recognition](#). In *Proc. Interspeech 2022*, pages 2118–2122.
- David Snyder, Guoguo Chen, and Daniel Povey. 2015. [Musan: A music, speech, and noise corpus](#).
- Themos Stafylakis and Georgios Tzimiropoulos. 2017. [Combining residual networks with lstms for lipreading](#).
- William H Sumbly and Irwin Pollack. 1954. [Visual contribution to speech intelligibility in noise](#). *The journal of the acoustical society of america*, 26(2):212–215.
- Aäron van den Oord, Yazhe Li, and Oriol Vinyals. 2018. [Representation learning with contrastive predictive coding](#). *ArXiv*, abs/1807.03748.
- Ashish Vaswani, Noam Shazeer, Niki Parmar, Jakob Uszkoreit, Llion Jones, Aidan N Gomez, Łukasz Kaiser, and Illia Polosukhin. 2017. [Attention is all you need](#). In *Advances in Neural Information Processing Systems*, volume 30. Curran Associates, Inc.
- Shu wen Yang, Po-Han Chi, Yung-Sung Chuang, Cheng-I Lai, Kushal Lakhota, Yist Y. Lin, Andy T. Liu, Jiatong Shi, Xuankai Chang, Guan-Ting Lin, Tzu-hsien Huang, Wei-Cheng Tseng, Ko tik Lee, Da-Rong Liu, Zili Huang, Shuyan Dong, Shang-Wen Li, Shinji Watanabe, Abdel rahman Mohamed, and Hung yi Lee. 2021. [Superb: Speech processing universal performance benchmark](#). In *Interspeech*.
- Jing-Xuan Zhang, Genshun Wan, Zhen-Hua Ling, Jia Pan, Jianqing Gao, and Cong Liu. 2023. [Self-supervised audio-visual speech representations learning by multimodal self-distillation](#). In *ICASSP 2023 - 2023 IEEE International Conference on Acoustics, Speech and Signal Processing (ICASSP)*, pages 1–5.
- Qiu-Shi Zhu, Long Zhou, Jie Zhang, Shu-Jie Liu, Yu-Chen Hu, and Li-Rong Dai. 2023. [Robust data2vec: Noise-robust speech representation learning for asr by combining regression and improved contrastive learning](#). In *ICASSP 2023 - 2023 IEEE International Conference on Acoustics, Speech and Signal Processing (ICASSP)*, pages 1–5.
- Qiushi Zhu, Long Zhou, Ziqiang Zhang, Shujie Liu, Binxing Jiao, Jie Zhang, Lirong Dai, Daxin Jiang,

Jinyu Li, and Furu Wei. 2024. [Vatlm: Visual-audio-text pre-training with unified masked prediction for speech representation learning](#). *IEEE Transactions on Multimedia*, page 1–11.

## A Results with Additional Training Data

We also experiment with additional data for domain and language coverage during the audio-visual self-supervised learning phase. On top of the existing 1.2K-hour data, we add 7.1K hours of in-house AV data in 100+ languages and train XLAVS-R with a total of 8.3K hours in 100+ languages, as summarized in the last row of Table 4. We show the AVSR and AVS2TT results comparing the XLAVS-R 300M models trained on different sizes and numbers of the language of the training dataset.

Table 5 shows AVSR performances of 9 languages on OOD and in-domain test sets. On the in-domain test set, the model pre-trained on a scaled-up AV training set shows improved AV average performances of 0.2% WER for both clean and noisy environments. In contrast to the slight improvement or even the degradation for noisy A-only mode in the in-domain, the 8.3K model shows significant improvements in OOD for both clean and noisy settings by up to 6.1% WER on average.

Table 6 shows AVS2TT performances of 6 X-to-English pairs on OOD and in-domain test sets, where the trend of the prominent improvement in OOD is similar to that of AVSR comparison. Additional AV SSL dataset improves the average performance of in-domain noisy setting by 0.7 BLEU for A-only test mode and 0.4 BLEU for AV test mode, while slightly degrades in clean settings by 0.1 BLEU in A-only test mode and 0.2 in AV test mode on average. In out-of-domain evaluation, augmented data in AV SSL enhances the translation quality by up to 1.5 BLEU on average in noisy environments.

Overall, scaling up audio-visual pre-training data enhances robustness against domain shift while also remains effective for noisy robustness with audio-visual input in the in-domain.

	Hours		Languages	
	A	AV	A	AV
<i>Audio-Only Pre-Training Data</i>				
AVFormer (Seo et al., 2023)	60K	0	1*	0
FAVA (May et al., 2023)	2.8K	0	>100 <sup>†</sup>	0
<i>Audio-Visual Pre-Training Data</i>				
AV-HuBERT (Shi et al., 2022a)	0	1.8K	0	1*
AV-data2vec (Lian et al., 2024)	0	1.8K	0	1*
AV2AV (Choi et al., 2023)	0	7K	0	>100 <sup>†</sup>
<i>Audio-Only &amp; Audio-Visual Pre-Training Data</i>				
u-HuBERT (Hsu and Shi, 2022)	0.5K	1.8K	1*	1*
VATLM (Zhu et al., 2024)	4.3K	1.8K	1*	1*
XLAVS-R (w/ basic AV data)	436K	1.2K	128	9
XLAVS-R (w/ extended AV data)	436K	8.3K	128	100+ <sup>†</sup>

Table 4: Pre-training data type, amount and language coverage in audio-visual speech perception models (A: audio, AV: audio-visual). Compared to prior work, XLAVS-R exploits audio-only speech data for efficient data scaling and language coverage expansion. \* English-only. <sup>†</sup> Estimated by a speech language identification model.

Model	Test Mode	OOD	In-Domain									
		Avg	En	Ar	De	El	Es	Fr	It	Pt	Ru	Avg
<i>Clean environment, Test WER (%) ↓</i>												
XLAVS-R 300M												
Basic AV data: 1.2K hours in 9 languages	A	32.5	2.5	82.4	45.6	24.2	11.3	14.6	12.9	13.7	33.0	26.7
	AV	-	2.4	81.7	44.7	24.3	10.9	14.4	12.8	13.2	32.7	26.3
Extended AV data: 8.3K hours in 100+ languages	A	28.3	2.2	80.2	38.7	28.7	11.9	15.5	14.1	14.9	32.1	26.5
	AV	-	2.1	80.0	38.0	28.1	11.7	15.3	13.8	14.4	31.2	26.1
<i>Noise environment, Test WER (%) ↓</i>												
XLAVS-R 300M												
Basic AV data: 1.2K hours in 9 languages	A	79.8	42.4	100.1	69.4	56.2	39.9	33.4	40.5	45.4	53.0	53.4
	AV	-	5.8	95.8	61.4	44.7	28.0	27.2	29.4	30.6	47.8	41.2
Extended AV data: 8.3K hours in 100+ languages	A	73.7	44.0	97.2	62.4	60.7	41.0	36.2	44.5	48.0	51.0	53.9
	AV	-	5.3	91.9	53.5	49.6	28.8	29.3	32.2	32.5	46.1	41.0

Table 5: Comparison of XLAVS-R 300M models trained on different sizes of the audio-visual pre-training dataset. Results show the performance of audio-visual speech recognition (AVSR) on in-domain (MuAViC) and out-of-domain (OOD, FLEURS) evaluation in test mode of audio-only (A) and audio-video (AV).

Model	Test Mode	OOD	In-Domain						
		Avg	El-En	Es-En	Fr-En	It-En	Pt-En	Ru-En	Avg
<i>Clean environment, Test BLEU ↑</i>									
XLAVS-R 300M									
Basic AV data: 1.2K hours in 9 languages	A	14.0	18.9	23.7	29.7	24.9	28.5	12.6	23.0
	AV	-	19.1	23.8	29.8	25.0	28.8	13.0	23.2
Extended AV data: 8.3K hours in 100+ languages	A	14.4	18.5	23.6	29.6	25.1	28.6	12.0	22.9
	AV	-	18.3	23.9	29.8	25.1	28.9	12.1	23.0
<i>Noisy environment, Test BLEU ↑</i>									
XLAVS-R 300M									
Basic AV data: 1.2K hours in 9 languages	A	4.3	8.3	13.9	20.4	15.2	15.1	8.2	13.5
	AV	-	13.2	17.4	23.8	18.7	21.8	9.4	17.4
Extended AV data: 8.3K hours in 100+ languages	A	5.8	11.1	14.8	20.0	15.4	15.4	8.5	14.2
	AV	-	13.8	18.4	23.7	19.6	21.7	9.8	17.8

Table 6: Comparison of XLAVS-R 300M models trained on different sizes of the audio-visual pre-training dataset. Results show the performance of audio-visual speech-to-text translation (AVS2TT) on in-domain (MuAViC) and out-of-domain (OOD, FLEURS) evaluation in test mode of audio-only (A) and audio-video (AV).

Model	Test Mode	OOD		In-Domain								
		Avg	En	Ar	De	El	Es	Fr	It	Pt	Ru	Avg
<i>Clean environment, Test WER (%) ↓</i>												
AV-HuBERT (MuAViC-En)	A	45.5	4.3	92.3	56.4	48.9	19.4	22.2	23.5	25.0	48.3	37.8
	AV	-	2.2	91.1	54.7	47.7	18.6	21.6	22.6	23.8	46.5	36.5
+ Single-round w/ SSL units	A	44.6	3.9	89.7	56.4	48.7	20.1	23.0	24.4	25.9	48.3	37.8
	AV	-	2.6	89.3	54.4	47.5	18.7	22.5	23.7	24.6	46.3	36.6
+ Learned AFE	A	36.5	4.6	90.8	52.4	31.6	15.7	18.2	18.5	18.8	41.7	32.5
	AV	-	2.3	84.4	48.1	29.7	13.7	16.6	16.5	17.1	36.6	29.4
+ MuAViC non-English	A	35.1	3.1	83.7	50.0	28.1	12.7	16.9	15.9	16.6	37.1	29.3
	AV	-	2.8	82.2	48.4	27.0	12.1	16.6	15.2	15.6	35.1	28.3
+ A-only pre-training (XLAVS-R)	A	32.5	2.5	82.4	45.6	24.2	11.3	14.6	12.9	13.7	33.0	26.7
	AV	-	2.4	81.7	44.7	24.3	10.9	14.4	12.8	13.2	32.7	26.3
<i>Noisy environment, Test WER (%) ↓</i>												
AV-HuBERT (MuAViC-En)	A	100.2	85.3	113.9	95.0	89.9	74.8	67.1	78.5	79.2	82.3	85.1
	AV	-	9.5	107.3	79.5	74.3	49.4	48.0	54.1	52.5	71.5	60.7
+ Single-round w/ SSL units	A	93.8	67.1	109.1	90.3	86.1	68.4	63.6	74.3	73.7	79.1	79.1
	AV	-	9.0	102.2	76.0	71.5	46.5	46.6	51.9	50.8	69.7	58.2
+ Learned AFE	A	102.4	183.6	119.5	85.2	77.4	58.1	51.1	63.2	63.5	76.9	86.5
	AV	-	6.5	99.5	66.8	54.6	36.1	34.7	39.7	40.2	56.6	48.3
+ MuAViC non-English	A	88.4	100.7	104.3	76.2	63.6	46.9	41.3	50.3	56.5	60.7	66.7
	AV	-	6.3	94.3	63.7	46.3	28.3	29.4	31.0	32.9	50.3	42.5
+ A-only pre-training (XLAVS-R)	A	79.8	2.4	100.1	69.4	56.2	39.9	33.4	40.5	45.4	53.0	53.4
	AV	-	5.8	95.8	61.4	44.7	28.0	27.2	29.4	30.6	47.8	41.2

Table 7: This is a table containing all the values of the plots in Section 5.3, Figure 2. Effectiveness of each component towards XLAVS-R and multilingual pre-training data starting from AV-HuBERT model pre-trained only on MuAViC-En. All the components of XLAVS-R are shown to be effective. Each ablated pre-trained models are fine-tuned and evaluated on multilingual audio-visual speech recognition with identical training and test settings (A: audio, AV: audio+video).

Model	Test Mode	OOD	In-Domain									
		Avg	En	Ar	De	El	Es	Fr	It	Pt	Ru	Avg
<i>Clean environment, Test WER (%) ↓</i>												
<i>300M model</i>												
XLAVS-R (A-only fine-tuning)	A	30.3	2.2	81.7	45.6	23.6	11.2	14.8	12.7	13.5	32.9	26.5
	AV	-	2.2	82.1	45.2	23.6	11.0	14.7	12.8	13.5	33.0	26.5
XLAVS-R (AV fine-tuning)	A	32.5	2.5	82.4	45.6	24.2	11.3	14.6	12.9	13.7	33.0	26.7
	AV	-	2.4	81.7	44.7	24.3	10.9	14.4	12.8	13.2	32.7	26.3
<i>2B model</i>												
XLAVS-R (A-only fine-tuning)	A	35.5	2.2	83.3	49.0	22.3	9.6	13.2	10.5	11.2	26.6	25.3
	AV	-	2.0	83.7	48.2	21.6	9.4	13.2	10.4	10.9	26.0	25.0
XLAVS-R (AV fine-tuning)	A	34.2	1.9	80.3	45.5	19.5	9.4	12.5	10.9	11.6	26.0	24.2
	AV	-	1.7	79.3	44.4	19.0	9.1	12.3	10.6	11.2	25.0	23.6
<i>Noisy environment, Test WER (%) ↓</i>												
<i>300M model</i>												
XLAVS-R (A-only fine-tuning)	A	78.1	45.1	102.2	68.1	55.1	39.2	33.2	39.9	44.9	52.3	53.3
	AV	-	13.8	101.4	66.5	52.7	37.1	31.5	38.3	40.9	51.9	48.2
XLAVS-R (AV fine-tuning)	A	79.8	42.4	100.1	69.4	56.2	39.9	33.4	40.5	45.4	53.0	53.4
	AV	-	5.8	95.8	61.4	44.7	28.0	27.2	29.4	30.6	47.8	41.2
<i>2B model</i>												
XLAVS-R (A-only fine-tuning)	A	74.3	34.2	100.9	65.1	52.6	31.8	26.7	31.7	35.4	44.8	47.0
	AV	-	4.3	96.3	60.3	41.6	23.0	22.1	22.9	24.7	39.3	37.2
XLAVS-R (AV fine-tuning)	A	74.0	49.5	98.9	66.3	50.6	36.0	30.0	36.8	40.6	48.3	50.8
	AV	-	5.9	93.5	58.5	38.6	23.9	23.5	24.6	26.1	41.0	37.3

Table 8: This is a table containing all the values of the summarized plots in Section 5.4, Figure 3. XLAVS-R shows greater zero-shot ability on audio-visual test mode with audio-only fine-tuned (FT) model compared to that of AV-HuBERT. Without fine-tuned on the labeled audio-visual set, the A-only FT model from XLAVS-R shows 5% WER improvement on AV test mode compared to A test mode (purple), while that of AV-HuBERT show only 3% WER (orange) in noisy environment. The bigger the XLAVS-R model size, the greater the zero-shot ability—the gap of 9.8% WER between A and AV test mode of A-only FT 2B model in a noisy environment).