

An Ordering of Divergences for Variational Inference with Factorized Gaussian Approximations

Charles C. Margossian¹, Loucas Pillaud-Vivien², and Lawrence K. Saul¹

¹Center for Computational Mathematics, Flatiron Institute

²CERMICS Laboratory, Ecole des Ponts ParisTech

Abstract

Given an intractable distribution p , the problem of variational inference (VI) is to compute the best approximation q from some more tractable family \mathcal{Q} . Most commonly the approximation is found by minimizing a Kullback-Leibler (KL) divergence. However, there exist other valid choices of divergences, and when \mathcal{Q} does not contain p , each divergence champions a different solution. We analyze how the choice of divergence affects the outcome of VI when a Gaussian with a dense covariance matrix is approximated by a Gaussian with a diagonal covariance matrix. In this setting we show that different divergences can be *ordered* by the amount that their variational approximations misestimate various measures of uncertainty, such as the variance, precision, and entropy. We also derive an impossibility theorem showing that no two of these measures can be simultaneously matched by a factorized approximation; hence, the choice of divergence informs which measure, if any, is correctly estimated. Our analysis covers the KL divergence, the Rényi divergences, and a score-based divergence that compares $\nabla \log p$ and $\nabla \log q$. We empirically evaluate whether these orderings hold when VI is used to approximate non-Gaussian distributions.

Keywords: variational inference, Kullback-Leibler divergence, Rényi divergence, Fisher divergence, score matching

1 Introduction

In many statistical analyses, it is necessary to approximate an intractable distribution, p , by a more tractable distribution, q . This problem can be posed as an optimization, one whose goal is to discover the best-matching distribution q within some larger, parameterized family \mathcal{Q} of approximating distributions. Optimizations of this sort are the subject of a large literature on variational inference (VI; [Jordan et al., 1999](#); [Wainwright and Jordan, 2008](#); [Blei et al., 2017](#)). VI is not the only way to approximate an intractable distribution, but with a finite computational budget, it often achieves a smaller error than Markov chain Monte Carlo methods, even if the latter possess better asymptotic properties ([Robert and Casella, 2004](#)). In this sense, VI is well suited to the challenges posed by large data sets and high-dimensional models. It is now widely applied to problems in Bayesian inference and machine learning.

Divergence	Notation	Definition
(Reverse) Kullback-Leibler	$\text{KL}(q p)$	$\mathbb{E}_q \left[\log \frac{q}{p} \right]$
(Forward) Kullback-Leibler	$\text{KL}(p q)$	$\mathbb{E}_p \left[\log \frac{p}{q} \right]$
Rényi of order $\alpha \in (0, 1)$	$R_\alpha(p q)$	$\frac{1}{\alpha(\alpha-1)} \mathbb{E}_q \left[\frac{p^\alpha}{q^\alpha} - 1 \right]$
(Reverse) Score-based	$S(q p)$	$\mathbb{E}_q \left[\left\ \nabla \log \frac{q}{p} \right\ _{\text{Cov}(q)}^2 \right]$
(Forward) Score-based	$S(p q)$	$\mathbb{E}_p \left[\left\ \nabla \log \frac{p}{q} \right\ _{\text{Cov}(p)}^2 \right]$

Table 1: *Divergences that we consider in this paper for VI. The score-based divergences (Cai et al., 2024) are defined here for the special case that the base distribution is Gaussian.*

Despite its widespread adoption, many aspects of VI remain poorly or incompletely understood. At the heart of VI is the question of what constitutes a useful approximation of p . Suppose we wish to approximate a *target* distribution p over latent variables $\mathbf{z} = z_{1:n} \in \mathcal{Z}$, and let \mathcal{Q} be the family of approximating distributions. VI attempts to solve an optimization of the form

$$q^* = \underset{q \in \mathcal{Q}}{\operatorname{argmin}} D(q, p), \quad (1)$$

where D is a *divergence* satisfying (i) $D(q, p) \geq 0$ for all $q \in \mathcal{Q}$ and (ii) $D(q, p) = 0$ if and only if $p = q$.

In principle any proper divergence $D(q, p)$ may be used for VI in eq. (1). By far the most popular choice is the Kullback-Leibler divergence, $\text{KL}(q||p)$, which measures the disagreement between $\log p$ and $\log q$, but it is not the only one that can be considered. Other valid choices include the “forward” $\text{KL}(p||q)$, which arises in expectation propagation (Vehtari et al., 2020), the Rényi or α -divergences $R_\alpha(p||q)$ (Minka, 2005; Li and Turner, 2016), which interpolate between $\text{KL}(q||p)$ and $\text{KL}(p||q)$ when $\alpha \in (0, 1)$, and score-based (or Fisher) divergences (Courtade, 2016; Cai et al., 2024), which measure the discrepancy between $\nabla \log p$ and $\nabla \log q$. Table 1 provides an overview of the divergences we analyze in this paper.

All of these divergences vanish if and only if $q = p$, but when $p \notin \mathcal{Q}$, as is typically the case in VI, the solution of eq. (1) can vary dramatically from one divergence to the other. We illustrate this when p is a two-dimensional Gaussian with correlation $\varepsilon = 0.75$ and \mathcal{Q} is the family of Gaussians with diagonal covariance matrices; see Fig. 1. The goal of this paper is to understand which divergence works best for a given application.

For VI to be useful, these divergences must align with inferential goals. These goals may vary from one application to the next. In Bayesian statistics, the aim is often to calculate the posterior mean, variance, and quantiles of interpretable univariate quantities (Gelman et al., 2013); in certain applications, it may also or alternatively be of interest to calculate the posterior precision (or inverse covariance) matrix (Bernardo and Smith, 2000). In statistical physics, the aim is generally to compute the free energy (Parisi, 1988), which is itself equal to the difference of the internal energy and the entropy. In this paper, we consider three distinct measures of uncertainty—(i) the marginal variances, (ii) the marginal precisions, and (iii) the multivariate entropy—and for each of these measures, we analyze how the fidelity of VI depends on the divergence that it attempts to minimize.

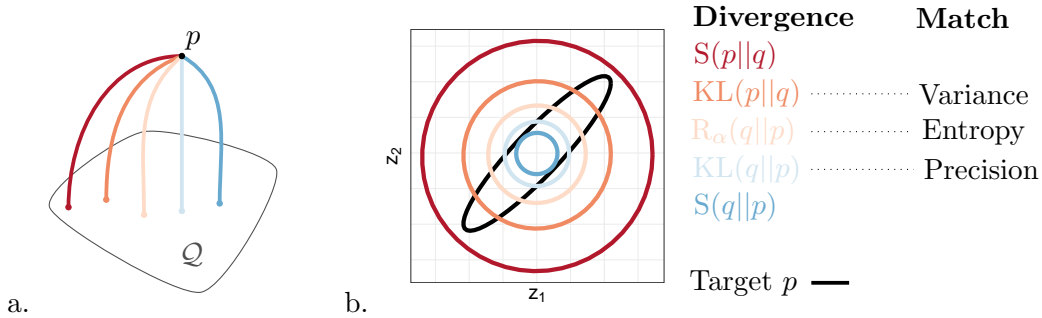


Figure 1: (a) The optimal projection of p onto \mathcal{Q} depends on the divergence used to measure disagreement between p and $q \in \mathcal{Q}$. (b) Optimal factorized approximations q to a two-dimensional Gaussian p with off-diagonal correlation, as measured by different divergences. The marginal variances are matched by minimizing $KL(p||q)$, the marginal precisions by minimizing $KL(q||p)$, and the entropy (in this example) by minimizing $R_\alpha(p||q)$ with $\alpha=0.5$.

Our work is in line with several efforts to evaluate VI through the lens of downstream inferential tasks. The mean and variances of p are of most interest for Bayesian statistics, but [Huggins et al. \(2020\)](#) caution that a low $KL(q||p)$ or $R_\alpha(p||q)$ divergence does not guarantee that q accurately estimates these quantities. Instead they recommend to estimate the Wasserstein distance, which can be used to bound the difference in moments of q and p ; see also [Biswas and Mackey \(2024\)](#). In latent variable models, VI is used to bound a marginal likelihood which is then maximized with respect to the model parameters (e.g., the weights of a neural network ([Tomczak, 2022](#))). Several works examine the tightness of this bound (e.g [Li and Turner, 2016](#); [Dieng et al., 2017](#); [Daudel et al., 2023](#)) and the statistical properties of the resulting maximum likelihood estimator ([Wang and Blei, 2018](#)). VI is also used in tandem with other inference schemes—for example, to initialize Markov chain Monte Carlo ([Zhang et al., 2022](#)) or to estimate a proposal distribution for importance sampling. For the latter, the quality of VI can be assessed from the distribution of importance weights ([Yao et al., 2018](#); [Vehtari et al., 2024](#)). In sum, there are many different ways to evaluate VI, and one lesson of our paper is that different inferential goals may be incompatible—may, in fact, compete against one another.

In most applications of VI, the variational family does not include the target distribution (i.e., $p \notin \mathcal{Q}$), and the resulting inference must be compromised in some way. The simplest variational families are those that only contain factorized distributions,

$$q(\mathbf{z}) = \prod_{i=1}^n q_i(z_i). \quad (2)$$

Variational families of this form originated in the mean-field approximations for physical models of ferromagnetism ([Parisi, 1988](#)). In practice we do not expect p to factorize; the assumption is made out of computational convenience. When $\mathbf{z} \in \mathbb{R}^n$, a common choice for q_i is that of a Gaussian density (e.g [Kucukelbir et al., 2017](#)). The resulting algorithm is called factorized Gaussian VI (FG-VI). By its very nature, FG-VI cannot estimate the

correlations between the different components of \mathbf{z} . Still, at least in theory, it is possible to construct a factorized Gaussian that matches the variance, precision, or entropy of p and, in this sense, construct an approximation that (however misleading it may be in other respects) achieves its primary inferential goal to estimate one of these quantities.

In this paper, we analyze how the choice of divergence in eq. (1) affects the ability of FG-VI to meet these goals. We focus on the case where p is a Gaussian distribution with a non-diagonal covariance matrix. This setting, though simple, is already rich enough to provide several counter-intuitive results, and it reveals in a stark way that different inferential goals are best served by different divergences. Our analysis is a natural first step in the study of the inherent trade-offs of factorized VI. There has been previous work (MacKay, 2003; Turner and Sahani, 2011; Margossian and Saul, 2023) in the setting where p is Gaussian, but here we provide a more thorough treatment, formalizing existing intuitions and extending many earlier results. Our contributions are as follows:

- In Section 2, we present an impossibility theorem: for *any* choice of the divergence in eq. (1), the resulting approximation q from FG-VI cannot simultaneously match any two of the variance, precision, and entropy of the target distribution p , and hence the choice of divergence determines which (if any) of these measures of uncertainty is correctly estimated.
- In Section 3, we study the optimizations that arise in FG-VI when p is Gaussian, and we analyze the solutions to these optimizations for all of the divergences that appear in Table 1. It has been shown previously that FG-VI matches the marginal precisions of p when minimizing $\text{KL}(q||p)$ and the marginal variances when minimizing $\text{KL}(p||q)$ (MacKay, 2003; Turner and Sahani, 2011); we review these results in light of the impossibility theorem of Section 2. Later, with the additional machinery of Section 4, we show that there always exists a unique $\alpha \in (0, 1)$, determined by the covariance of p , such that FG-VI matches the entropy of p when minimizing the Rényi divergence $R_\alpha(p||q)$. In this section, we also show that FG-VI can wildly misestimate the marginal variances when minimizing the score-based divergences; in particular, we derive conditions under which it estimates a vanishing variance when minimizing $S(q||p)$ and an infinite variance when minimizing $S(p||q)$. We refer to such cases of FG-VI as instances of *variational collapse*, where the variational approximation is not well-defined because $\text{arginf}_{q \in \mathcal{Q}} D(q, p) \notin \mathcal{Q}$.
- Our main result, presented in Section 4, is an *ordering* of all the divergences in Table 1 based on the estimates they yield of the marginal variances. This ordering also induces corresponding orderings based on the marginal precisions and the entropy.
- In Section 5, we experiment with FG-VI on several data sets and investigate numerically whether these orderings hold for target distributions that are not Gaussian.

2 Impossibility theorem for FG-VI

First we explore various trade-offs when one normal distribution, p , whose covariance matrix has off-diagonal elements, is approximated by another normal distribution, q , whose

covariance matrix is diagonal. Let

$$p = \text{normal}(\boldsymbol{\mu}, \boldsymbol{\Sigma}), \quad (3)$$

$$q = \text{normal}(\boldsymbol{\nu}, \boldsymbol{\Psi}), \quad (4)$$

where $\boldsymbol{\Psi}$ is diagonal but $\boldsymbol{\Sigma}$ is not; here we have in mind the setting of FG-VI where p is the target distribution and q is the variational approximation. Nevertheless we emphasize that the results in this section are not tied to any particular choice of the divergence $D(q, p)$ in eq. (1). Rather, these trade-offs are inherent to the use of a factorized approximation, and they arise regardless of how q is chosen.

The main result of this section is an impossibility theorem: the theorem considers three measures of p 's uncertainty—its marginal variances, its marginal precisions, and its entropy—and states that if p has a non-diagonal covariance matrix, then no factorized approximation q can correctly estimate any two of these measures at the same time. To state the theorem, the following notation is useful. We denote the entropy of a distribution by

$$\mathcal{H}(p) = -\mathbb{E}_p[\log p], \quad (5)$$

and we remind the reader that the precision matrix is given by the inverse of the covariance matrix. Also, for any square matrix, we use $\text{diag}(\cdot)$ to denote the vector formed from its diagonal elements, and we use vector inequalities, such as $\text{diag}(\boldsymbol{\Psi}) \leq \text{diag}(\boldsymbol{\Sigma})$, to denote that $\Psi_{ii} \leq \Sigma_{ii}$ for all i . With this notation, we have the following result.

Theorem 2.1 (Impossibility theorem for FG-VI). *Let p and q be normal distributions over \mathbb{R}^N with covariances $\boldsymbol{\Sigma}$ and $\boldsymbol{\Psi}$, respectively, where $\boldsymbol{\Psi}$ is diagonal but $\boldsymbol{\Sigma}$ is not. Then*

1. (Variance matching)

If $\text{diag}(\boldsymbol{\Psi}) = \text{diag}(\boldsymbol{\Sigma})$, then $\mathcal{H}(q) > \mathcal{H}(p)$ and $\text{diag}(\boldsymbol{\Psi}^{-1}) \leq \text{diag}(\boldsymbol{\Sigma}^{-1})$, and this last inequality is strict for at least one component along the diagonal.

2. (Precision matching)

If $\text{diag}(\boldsymbol{\Psi}^{-1}) = \text{diag}(\boldsymbol{\Sigma}^{-1})$, then $\mathcal{H}(q) < \mathcal{H}(p)$ and $\text{diag}(\boldsymbol{\Psi}) \leq \text{diag}(\boldsymbol{\Sigma})$, and this last inequality is strict for at least one component along the diagonal.

3. (Entropy matching)

If $\mathcal{H}(q) = \mathcal{H}(p)$, then $\Psi_{ii} < \Sigma_{ii}$ and $\Psi_{jj}^{-1} < \Sigma_{jj}^{-1}$ for at least one i and j .

The theorem states that when q matches p in any one of the above ways, it cannot also match p in any of the others (except in the trivial case that $\boldsymbol{\Sigma}$ is diagonal). We prove the theorem with three lemmas, each of which examines the trade-off in FG-VI between two different measures of uncertainty.

2.1 Variance-entropy tradeoff

The trade-off between variance and entropy has been previously studied in the classical setting of FG-VI where q is chosen to minimize $\text{KL}(q||p)$. There it was noted that the entropy of q is governed by a *shrinkage-delinkage trade-off* (Margossian and Saul, 2023): the

entropy of q is decreased when q underestimates the marginal variances of p (the shrinkage effect), but it is increased when q ignores the correlations in p between off-diagonal components (the delinkage effect). We use similar tools to prove the following result.

Lemma 2.2 (Variance-entropy trade-off). *If p in eq. (3) has a non-diagonal covariance, then q in eq. (4) with a diagonal covariance cannot correctly match both its marginal variances and entropy: i.e., if $\text{diag}(\mathbf{\Psi}) = \text{diag}(\mathbf{\Sigma})$, then $\mathcal{H}(q) > \mathcal{H}(p)$, and if $\mathcal{H}(q) = \mathcal{H}(p)$, then $\Psi_{ii} < \Sigma_{ii}$ for some i .*

Proof. We begin by defining two auxiliary matrices whose elements are dimensionless (unlike those of $\mathbf{\Sigma}$ and $\mathbf{\Psi}$). The first of these is the *correlation* matrix $\mathbf{C} \in \mathbb{R}^{n \times n}$ of the target distribution p , with elements

$$C_{ij} = \frac{\Sigma_{ij}}{\sqrt{\Sigma_{ii}\Sigma_{jj}}}, \quad (6)$$

which is positive-definite and has unit diagonal entries, $C_{ii} = 1$. The second is the diagonal matrix $\mathbf{R} \in \mathbb{R}^{n \times n}$ that records the *ratios* of marginal variances in q and p ; i.e.,

$$R_{ii} = \frac{\Psi_{ii}}{\Sigma_{ii}}. \quad (7)$$

Next we consider the difference in entropy of p and q . From basic properties of Gaussian distributions (Cover and Thomas, 2006) and the definitions in eqs. (6–7), it follows that

$$\begin{aligned} \mathcal{H}(p) - \mathcal{H}(q) &= \frac{1}{2} \log \left[|\mathbf{\Sigma}| (2\pi e)^n \right] - \frac{1}{2} \log \left[|\mathbf{\Psi}| (2\pi e)^n \right], \\ &= \frac{1}{2} \log |\mathbf{\Sigma}| - \frac{1}{2} \log |\mathbf{\Psi}|, \\ &= \frac{1}{2} \log \left| \mathbf{\Psi}^{-\frac{1}{2}} \mathbf{\Sigma} \mathbf{\Psi}^{-\frac{1}{2}} \right|, \\ &= \frac{1}{2} \log \left| \mathbf{R}^{-\frac{1}{2}} \mathbf{C} \mathbf{R}^{-\frac{1}{2}} \right|, \end{aligned} \quad (8)$$

$$= \frac{1}{2} \log |\mathbf{R}|^{-1} - \frac{1}{2} \log |\mathbf{C}|^{-1}. \quad (9)$$

The first determinant in eq. (9) is easy to compute because the matrix \mathbf{R} , as defined in eq. (7), is purely diagonal. Notably, we can bound the second determinant in eq. (9) by the Hadamard inequality (Horn and Johnson, 2012, Theorem 7.8.1), which states that

$$|\mathbf{C}| < \prod_{i=1}^n C_{ii} = 1. \quad (10)$$

We note that the inequality in eq. (10) is strict under the assumption of the lemma that $\mathbf{\Sigma}$ (and hence also \mathbf{C}) is not diagonal. Combining the last two results, we see that

$$\mathcal{H}(p) - \mathcal{H}(q) < \frac{1}{2} \sum_i \log \left(\frac{\Sigma_{ii}}{\Psi_{ii}} \right). \quad (11)$$

Now suppose that $\text{diag}(\mathbf{\Psi}) = \text{diag}(\mathbf{\Sigma})$; then from eq. (11) we see that $\mathcal{H}(p) < \mathcal{H}(q)$, proving the first claim of the lemma. Conversely, suppose that $\mathcal{H}(p) = \mathcal{H}(q)$; then from eq. (11) we see that $\sum_i \log \Sigma_{ii} > \sum_i \log \Psi_{ii}$, and this can only be true if $\Sigma_{ii} > \Psi_{ii}$ for some i . This proves the second claim of the lemma. \square

2.2 Precision-entropy trade-off

Next we derive a similar trade-off between precision and entropy. This trade-off is captured by the following lemma.

Lemma 2.3 (Precision-entropy trade-off). *If p in eq. (3) has a non-diagonal covariance, then q in eq. (4) with a diagonal covariance cannot correctly match both its marginal precisions and entropy: i.e., if $\text{diag}(\Psi^{-1}) = \text{diag}(\Sigma^{-1})$, then $\mathcal{H}(q) < \mathcal{H}(p)$, and if $\mathcal{H}(q) = \mathcal{H}(p)$, then $\Psi_{ii}^{-1} < \Sigma_{ii}^{-1}$ for some i .*

Proof. The proof follows the same structure as the proof of the preceding lemma. We define auxiliary matrices $\tilde{\mathbf{C}}$ and $\tilde{\mathbf{R}}$ with the dimensionless elements

$$\tilde{C}_{ij} = \frac{\Sigma_{ij}^{-1}}{\sqrt{\Sigma_{ii}^{-1}\Sigma_{jj}^{-1}}}, \quad \tilde{R}_{ii} = \frac{\Psi_{ii}^{-1}}{\Sigma_{ii}^{-1}}, \quad (12)$$

where $\tilde{\mathbf{C}}$ has all ones along the diagonal and $\tilde{\mathbf{R}}$ has all zeroes off the diagonal. Again we examine the difference in entropy between p and q . Proceeding from eq. (8), we find that

$$\mathcal{H}(p) - \mathcal{H}(q) = \frac{1}{2} \log \left| \mathbf{R}^{-\frac{1}{2}} \mathbf{C} \mathbf{R}^{-\frac{1}{2}} \right| = \frac{1}{2} \log \left| \tilde{\mathbf{R}}^{\frac{1}{2}} \tilde{\mathbf{C}}^{-1} \tilde{\mathbf{R}}^{\frac{1}{2}} \right| = \frac{1}{2} \log |\tilde{\mathbf{R}}| - \frac{1}{2} \log |\tilde{\mathbf{C}}|. \quad (13)$$

As before, the difference in entropy is expressed in terms of two determinants. The determinant of $\tilde{\mathbf{R}}$ is easy to compute because $\tilde{\mathbf{R}}$, as defined in eq. (12), is a diagonal matrix. Again we deduce from the Hadamard inequality that $|\tilde{\mathbf{C}}| < \prod_i \tilde{C}_{ii} = 1$. Thus we see that

$$\mathcal{H}(p) - \mathcal{H}(q) > \frac{1}{2} \sum_i \log \left(\frac{\Psi_{ii}^{-1}}{\Sigma_{ii}^{-1}} \right). \quad (14)$$

Note that the direction of inequality in eq. (14) is reversed from the direction of inequality in eq. (11). Now suppose that $\text{diag}(\Psi^{-1}) = \text{diag}(\Sigma^{-1})$; then from eq. (14) we see that $\mathcal{H}(p) > \mathcal{H}(q)$, proving the first claim of the lemma. Conversely, suppose that $\mathcal{H}(p) = \mathcal{H}(q)$; then from eq. (14) we see that $\sum_i \log \Sigma_{ii}^{-1} > \sum_i \log \Psi_{ii}^{-1}$, and this can only be true if $\Sigma_{ii}^{-1} > \Psi_{ii}^{-1}$ for some i . This proves the second claim of the lemma. \square

2.3 Variance-precision trade-off

Finally, we derive a similar trade-off between variance and precision. This trade-off is captured by the following lemma.

Lemma 2.4 (Variance-precision trade-off). *If p in eq. (3) has a non-diagonal covariance, then q in eq. (4) with a diagonal covariance cannot correctly match both its marginal variances and precisions: i.e., if $\text{diag}(\Psi) = \text{diag}(\Sigma)$, then $\text{diag}(\Psi^{-1}) \leq \text{diag}(\Sigma^{-1})$ and this inequality is strict for at least one component along the diagonal; likewise, if $\text{diag}(\Psi^{-1}) = \text{diag}(\Sigma^{-1})$, then $\text{diag}(\Psi) \leq \text{diag}(\Sigma)$ and this inequality is strict for at least one component along the diagonal.*

Proof. Let \mathbf{C} denote the correlation matrix in eq. (6), and let $\lambda_1, \lambda_2, \dots, \lambda_n$ denote its eigenvalues. Also, let \mathbf{e}_i denote the unit vector along the i^{th} axis. Since $C_{ii} = 1$, we have

$$C_{ii}^{-1} = \mathbf{e}_i^\top (\mathbf{C}^{-1} + \mathbf{C}) \mathbf{e}_i - 1, \quad (15)$$

$$\geq \min_{\|\mathbf{e}\|=1} \left[\mathbf{e}^\top (\mathbf{C}^{-1} + \mathbf{C}) \mathbf{e} - 1 \right], \quad (16)$$

$$= \min_j \left(\lambda_j^{-1} + \lambda_j - 1 \right), \quad (17)$$

$$\geq \min_{\lambda > 0} (\lambda^{-1} + \lambda - 1), \quad (18)$$

$$= 1, \quad (19)$$

where in eq. (17) we have exploited the properties of Rayleigh quotients. Next, starting from eq. (6), we can verify by direct calculation that $C_{ij}^{-1} = \Sigma_{ij}^{-1} \sqrt{\Sigma_{ii} \Sigma_{jj}}$, and in particular along the diagonal (when $i=j$), we have

$$C_{ii}^{-1} = \Sigma_{ii}^{-1} \Sigma_{ii}. \quad (20)$$

Now suppose that the variances of p and q match; then combining eq. (20) and the previous inequality, we see that

$$1 \leq C_{ii}^{-1} = \Sigma_{ii}^{-1} \Sigma_{ii} = \Sigma_{ii}^{-1} \Psi_{ii} = \frac{\Sigma_{ii}^{-1}}{\Psi_{ii}^{-1}}, \quad (21)$$

and we conclude (since i was arbitrary) that $\text{diag}(\Psi^{-1}) \leq \text{diag}(\Sigma^{-1})$. Conversely, suppose that the precisions of p and q match; then by the same reasoning we see that

$$1 \leq C_{ii}^{-1} = \Sigma_{ii}^{-1} \Sigma_{ii} = \Psi_{ii}^{-1} \Sigma_{ii} = \frac{\Sigma_{ii}}{\Psi_{ii}}, \quad (22)$$

and again we conclude (since i was arbitrary) that $\text{diag}(\Psi) \leq \text{diag}(\Sigma)$. Finally, we recall that by assumption Σ (and hence \mathbf{C}) is not diagonal; furthermore, if $C_{ij} \neq 0$, then the unit vector \mathbf{e}_j is *not* an eigenvector of \mathbf{C} . In this case, eq. (16) becomes a strict inequality, and for the j^{th} component along the diagonal we see that $C_{jj}^{-1} > 1$. But then eqs. (21–22) also become strict inequalities, showing that $\Psi_{jj}^{-1} < \Sigma_{jj}^{-1}$ when the variances match and $\Psi_{jj} < \Sigma_{jj}$ when the precisions match. This proves the lemma. \square

Remark 2.5. *The proof of Lemma 2.4 does not use the fact that p and q are Gaussian, and so the result extends to any factorized distribution q and non-factorized distribution p with finite second moments.*

From the preceding lemma, we can also extract a more general result of linear algebra (Horn and Johnson, 2012, Theorem 7.17) that will prove especially useful in Section 4. Note that for any covariance matrix Σ and correlation matrix \mathbf{C} , we have shown above that $\text{diag}(\mathbf{C}^{-1}) \geq 1$; also, this inequality is strict for at least one component along the diagonal when Σ is not itself diagonal. Since $C_{ii}^{-1} = \Sigma_{ii}^{-1} \Sigma_{ii}$, we have therefore shown the following.

Proposition 2.6. *Let $\mathbf{A} \in \mathbb{R}^{n \times n}$. If $\mathbf{A} \succ \mathbf{0}$, then*

$$A_{ii}A_{ii}^{-1} \geq 1 \quad \text{for all } i, \quad (23)$$

$$A_{jj}A_{jj}^{-1} > 1 \quad \text{for some } j; \quad (24)$$

in particular, the inequality is strict along the j^{th} component whenever $\sum_{k \neq j} |A_{jk}| > 0$.

To conclude the section, we note the following: we obtain the Impossibility Theorem for FG-VI merely by piecing together the results of the preceding lemmas. In particular, Lemma 2.2 proves the first claims of Theorem 2.1 under the conditions for variance and entropy matching, Lemma 2.4 proves the second claims of Theorem 2.1 under the conditions for variance and precision matching, and Lemma 2.3 proves the remaining claims.

3 Divergences for FG-VI

In this section we derive the solutions for FG-VI that are obtained from eq. (1) by minimizing the divergences in Table 1. We also highlight various properties of these solutions. As in the previous section, we assume everywhere that p and q are given by eqs. (3–4), where Ψ is diagonal but Σ is not.

3.1 KL divergence

Most VI is based on minimizing the reverse KL divergence in Table 1, and the implications of this choice for FG-VI have been extensively studied. For completeness, we review certain key results in the notation of this paper. For p and q in eqs. (3–4), the reverse KL divergence is given by (Cover and Thomas, 2006)

$$\text{KL}(q||p) = \frac{1}{2} \left[(\boldsymbol{\nu} - \boldsymbol{\mu})^\top \boldsymbol{\Sigma}^{-1} (\boldsymbol{\nu} - \boldsymbol{\mu}) + \log \frac{|\boldsymbol{\Sigma}|}{|\boldsymbol{\Psi}|} + \text{Tr}(\boldsymbol{\Sigma}^{-1} \boldsymbol{\Psi}) - n \right]. \quad (25)$$

With respect to this divergence, the best factorized approximation q is obtained by choosing the parameters $\boldsymbol{\nu}$ and $\boldsymbol{\Psi}$ that minimize eq. (25). The variational mean appears only in the first term of eq. (25), which is minimized by setting $\boldsymbol{\nu} = \boldsymbol{\mu}$, and the remaining terms are minimized by setting

$$\text{diag}(\boldsymbol{\Psi}^{-1}) = \text{diag}(\boldsymbol{\Sigma}^{-1}). \quad (26)$$

Further details of these calculations can be found in the references (Turner and Sahani, 2011; Margossian and Saul, 2023).

It has been widely observed that VI based on the reverse KL divergence tends to underestimate uncertainty (MacKay, 2003; Minka, 2005; Turner and Sahani, 2011; Blei et al., 2017; Giordano et al., 2018). We can now refine and qualify this statement in the setting of FG-VI where both p and q are Gaussian. In this case we have the following:

Proposition 3.1 (Precision matching). *If q in eq. (4) has a diagonal covariance but p in eq. (3) does not, then the reverse KL divergence in eq. (25) is minimized when q*

matches the mean and marginal precisions of p but strictly underestimates the joint entropy and underestimates all of the marginal variances (at least one of them strictly).

The proof is immediate: the matching of precisions follows from eqs. (26), and the underestimation of variances and entropy follows from the Impossibility Theorem in Section 2. This is the first of several results showing that the “uncertainty deficit” of FG-VI depends on the measure that is used to quantify uncertainty. Indeed, when p is Gaussian, the marginal precisions are correctly estimated by minimizing the reverse KL divergence; moreover, it has been shown that when Σ has *constant* off-diagonal entries, the entropy gap between p and q only grows as $\mathcal{O}(\log n)$, while the entropy itself grows as $\mathcal{O}(n)$, meaning that the fractional entropy gap tends to 0 as $n \rightarrow \infty$ (Margossian and Saul, 2023, Theorem 3.6). A similar result is obtained in the thermodynamic limit of Ising models with constant, long-range interactions, where the mean-field approximation has its roots (Parisi, 1988).

Next we consider the forward KL divergence in Table 1. This divergence is not generally minimized for VI because it involves an expectation, namely $\mathbb{E}_p[\log \frac{p}{q}]$ with respect to the target distribution p . When p is not tractable, it is not possible to compute this expectation analytically, and it may be too expensive to estimate it by sampling. However, it is sometimes possible, as is done in expectation propagation (Vehtari et al., 2020), to match moments between q and an intermediate distribution $q_{\setminus i}$, which equals q save for its i^{th} factor, which is replaced by the i^{th} factor of p . This is equivalent to minimizing $\text{KL}(q_{\setminus i}||q)$. It is not true, however, that we minimize $\text{KL}(p||q)$ by iterating through all the factors in this way.

It is illuminating to contrast the properties of the reverse and forward KL divergences for FG-VI. For p and q in eqs. (3–4), the forward KL divergence can be obtained from eq. (25) simply by swapping the parameters of these distributions. In this way we see that

$$\text{KL}(p||q) = \frac{1}{2} \left[(\boldsymbol{\mu} - \boldsymbol{\nu})^\top \boldsymbol{\Psi}^{-1} (\boldsymbol{\mu} - \boldsymbol{\nu}) + \log \frac{|\boldsymbol{\Psi}|}{|\boldsymbol{\Sigma}|} + \text{Tr}(\boldsymbol{\Psi}^{-1} \boldsymbol{\Sigma}) - n \right]. \quad (27)$$

This divergence is similarly minimized by setting $\boldsymbol{\nu} = \boldsymbol{\mu}$, but now we obtain a different solution when the remaining terms are minimized with respect to $\boldsymbol{\Psi}$. In particular, the best factorized approximation minimizing eq. (27) is obtained when

$$\text{diag}(\boldsymbol{\Psi}) = \text{diag}(\boldsymbol{\Sigma}); \quad (28)$$

namely, the forward KL divergence is minimized by matching the marginal distributions of p and q ; a similar observation is made in MacKay (2003). By combining this observation with the Impossibility Theorem, we obtain a counterpart to our previous result:

Proposition 3.2 (Variance matching). *If q in eq. (4) has a diagonal covariance but p in eq. (3) does not, then the forward KL divergence in eq. (27) is minimized when q matches the mean and marginal variances of p but strictly overestimates the joint entropy and underestimates all of the marginal precisions (at least one of them strictly).*

3.2 Rényi divergence

Next we consider the Rényi divergence of order α (or the α -divergence) in Table 1,

$$R_\alpha(p||q) = \frac{1}{\alpha(\alpha-1)} \int \left(\frac{p^\alpha(\mathbf{z})}{q^\alpha(\mathbf{z})} - 1 \right) q(\mathbf{z}) d\mathbf{z}, \quad (29)$$

The α -divergence has also been studied in the context of VI (Li and Turner, 2016). It can be defined in various ways, but these various definitions have in common that they all yield the same underlying optimization for VI. We use the above definition (Cichocki and Amari, 2010) to recover the KL divergences in the previous sections as limiting cases:

$$\lim_{\alpha \rightarrow 0} R_\alpha(p||q) = \text{KL}(q||p), \quad (30)$$

$$\lim_{\alpha \rightarrow 1} R_\alpha(p||q) = \text{KL}(p||q). \quad (31)$$

Thus for $\alpha \in (0, 1)$, the Rényi divergences provide a one-parameter family of divergences interpolating between $\text{KL}(q||p)$ and $\text{KL}(p||q)$. Likewise, for $\alpha = 2$, eq. (29) recovers the χ^2 -divergence, which can also be minimized for approximate inference (Dieng et al., 2017).

Next we consider FG-VI based on minimizing the α -divergence in eq. (29). We restrict our attention to the case $\alpha \in (0, 1)$, and as shorthand, we define the matrices

$$\Sigma_\alpha = \alpha \Psi + (1-\alpha) \Sigma, \quad (32)$$

$$\Phi_\alpha = \alpha \Sigma^{-1} + (1-\alpha) \Psi^{-1}, \quad (33)$$

which, for $\alpha \in (0, 1)$, are convex combinations of the covariance and precision matrices of p and q in eqs. (3-4). Note that these matrices are also related by the identity $\Sigma_\alpha = \Sigma \Phi_\alpha \Psi$. In terms of these matrices, the α -divergence in eq. (29) is given by

$$R_\alpha(p||q) = \frac{1}{\alpha(\alpha-1)} \left[e^{-\frac{\alpha(1-\alpha)}{2} (\boldsymbol{\mu}-\boldsymbol{\nu})^\top \Sigma_\alpha^{-1} (\boldsymbol{\mu}-\boldsymbol{\nu})} |\Sigma_\alpha|^{-\frac{1}{2}} |\Psi|^{\frac{\alpha}{2}} |\Sigma|^{\frac{1-\alpha}{2}} - 1 \right], \quad (34)$$

and it is only defined for values of α such that $\Phi_\alpha \succ 0$ (Burbea, 1984; Liese and Vajda, 1987; Hobza et al., 2009; Gil et al., 2013). (If Φ_α is not positive definite, then the integral in eq. (29) does not exist, and the α -divergence is undefined; when $\alpha \in (0, 1)$, it is always the case that $\Phi_\alpha \succ 0$ by convexity of the positive-definite matrix cone.) With this notation, we have the following result.

Proposition 3.3 (Rényi fixed-point equations). *Let $\alpha \in (0, 1)$, and let p and q be given by eqs. (3-4) where Ψ is diagonal. Then the Rényi divergence in eq. (29) is minimized when $\boldsymbol{\nu} = \boldsymbol{\mu}$ and the estimated precisions from Ψ satisfy the fixed-point equation*

$$\text{diag}(\Psi^{-1}) = \text{diag}(\Sigma_\alpha^{-1}), \quad (35)$$

or equivalently when the estimated variances from Ψ satisfy the fixed-point equation

$$\text{diag}(\Psi) = \text{diag}(\Phi_\alpha^{-1}). \quad (36)$$

Proof. When $\alpha \in (0, 1)$, the prefactor $1/\alpha(\alpha - 1)$ in eq. (34) is *negative*, and the expression as a whole is minimized by *maximizing* the first term in brackets. Equivalently, upon taking logarithms, we see that

$$\operatorname{argmin}_{q \in \mathcal{Q}} [R_\alpha(p||q)] = \operatorname{argmin}_{\boldsymbol{\nu}, \boldsymbol{\Psi}} \left[\alpha(1-\alpha)(\boldsymbol{\mu} - \boldsymbol{\nu})^\top \boldsymbol{\Sigma}_\alpha^{-1}(\boldsymbol{\mu} - \boldsymbol{\nu}) + \log |\boldsymbol{\Sigma}_\alpha| - \alpha \log |\boldsymbol{\Psi}| \right]. \quad (37)$$

The first term on the right is minimized (and zeroed) by setting $\boldsymbol{\nu} = \boldsymbol{\mu}$, thus matching the means of q and p . Eliminating this term, and substituting for $\boldsymbol{\Sigma}_\alpha$ from eq. (32), we see that

$$\operatorname{argmin}_{q \in \mathcal{Q}} [R_\alpha(p||q)] = \operatorname{argmin}_{\boldsymbol{\Psi}} \left[\log |\alpha \boldsymbol{\Psi} + (1-\alpha)\boldsymbol{\Sigma}| - \alpha \log |\boldsymbol{\Psi}| \right]. \quad (38)$$

The expression on the right of eq. (38) diverges if any diagonal element Ψ_{ii} vanishes *or* goes to infinity, so the minimum must exist at some $\boldsymbol{\Psi} \succ \mathbf{0}$. Solving for the minimum, we find

$$0 = \frac{\partial}{\partial \Psi_{ii}} [\log |\alpha \boldsymbol{\Psi} + (1-\alpha)\boldsymbol{\Sigma}| - \alpha \log |\boldsymbol{\Psi}|], \quad (39)$$

$$= \alpha [\alpha \boldsymbol{\Psi} + (1-\alpha)\boldsymbol{\Sigma}]_{ii}^{-1} - \alpha \Psi_{ii}^{-1}, \quad (40)$$

$$= \alpha [\boldsymbol{\Sigma}_\alpha^{-1} - \boldsymbol{\Psi}^{-1}]_{ii}, \quad (41)$$

thus proving eq. (35). Finally, we observe that as $\alpha \rightarrow 0$, we recover the precision-matching solution obtained when minimizing $\text{KL}(q||p)$.

To derive the fixed-point equation in eq. (36), we rewrite eq. (38) as

$$\operatorname{argmin}_{q \in \mathcal{Q}} [R_\alpha(p||q)] = \operatorname{argmin}_{\boldsymbol{\Psi}} \left[\log |\alpha \boldsymbol{\Psi} + (1-\alpha)\boldsymbol{\Sigma}| - \alpha \log |\boldsymbol{\Psi}| + \log |\boldsymbol{\Psi}| - \log |\boldsymbol{\Psi}| \right], \quad (42)$$

$$= \operatorname{argmin}_{\boldsymbol{\Psi}} \left[\log |\alpha + (1-\alpha)\boldsymbol{\Sigma}\boldsymbol{\Psi}^{-1}| - (1-\alpha) \log |\boldsymbol{\Psi}^{-1}| \right], \quad (43)$$

$$= \operatorname{argmin}_{\boldsymbol{\Psi}^{-1}} \left[\log |\alpha \boldsymbol{\Sigma}^{-1} + (1-\alpha)\boldsymbol{\Psi}^{-1}| - (1-\alpha) \log |\boldsymbol{\Psi}^{-1}| \right], \quad (44)$$

where in the last step we have exploited the fact that additive constants, such as $\log |\boldsymbol{\Sigma}^{-1}|$, do not change the location of the minimum with respect to $\boldsymbol{\Psi}$ (or equivalently, with respect to $\boldsymbol{\Psi}^{-1}$). Solving for the minimum, we find that

$$0 = \frac{\partial}{\partial \Psi_{ii}^{-1}} \left[\log |\alpha \boldsymbol{\Sigma}^{-1} + (1-\alpha)\boldsymbol{\Psi}^{-1}| - (1-\alpha) \log |\boldsymbol{\Psi}^{-1}| \right] = (1-\alpha) [\boldsymbol{\Phi}_\alpha^{-1} - \boldsymbol{\Psi}]_{ii}, \quad (45)$$

which is equivalent to the claim that $\text{diag}(\boldsymbol{\Psi}) = \text{diag}(\boldsymbol{\Phi}_\alpha^{-1})$ in eq. (36). Finally, we observe that, as $\alpha \rightarrow 1$, this solution recovers the variance-matching solution obtained by minimizing $\text{KL}(p||q)$. □

Proposition 3.3 provides two (equivalent) fixed-point equations for the variational parameter $\boldsymbol{\Psi}$, and it will prove useful to work with both in Section 4. In componentwise notation, these fixed-point equations take the form

$$\Psi_{ii}^{-1} = [\alpha \boldsymbol{\Psi} + (1-\alpha)\boldsymbol{\Sigma}]_{ii}^{-1}, \quad (46)$$

$$\Psi_{ii} = [\alpha \boldsymbol{\Sigma}^{-1} + (1-\alpha)\boldsymbol{\Psi}^{-1}]_{ii}^{-1}, \quad (47)$$

and again we see that eq. (46) reduces to the precision-matching solution $\Psi_{ii}^{-1} = \Sigma_{ii}^{-1}$ as $\alpha \rightarrow 0$ and eq. (47) reduces to the variance-matching solution $\Psi_{ii} = \Sigma_{ii}$ as $\alpha \rightarrow 1$.

3.3 Score-based divergence

Next we consider the score-based divergences presented in Table 1. These divergences are similar to the relative Fisher information (Courtade, 2016, eq. (7)) except that they use a *weighted* norm (Cai et al., 2024, Appendix A) to measure the difference between the gradients of $\log p$ and $\log q$. When p and q are Gaussian, these score-based divergences are given by

$$S(q||p) = \int d\mathbf{z} q(\mathbf{z}) \|\nabla \log q(\mathbf{z}) - \nabla \log p(\mathbf{z})\|_{\text{Cov}(q)}^2, \quad (48)$$

$$S(p||q) = \int d\mathbf{z} q(\mathbf{z}) \|\nabla \log q(\mathbf{z}) - \nabla \log p(\mathbf{z})\|_{\text{Cov}(p)}^2, \quad (49)$$

where as shorthand we use $\|\mathbf{v}\|_{\mathbf{A}}^2 = \mathbf{v}^\top \mathbf{A} \mathbf{v}$ to denote the weighted norm for any $\mathbf{A} \succ \mathbf{0}$. The score-based divergences in eqs. (48-49) are dimensionless measures of the discrepancy between p and q , and in particular, like the KL and Rényi divergences in the previous sections, they are invariant to affine reparameterizations of the support of these distributions (Cai et al., 2024, Theorem A.4). For p and q in eqs. (3-4), these divergences are given by

$$S(q||p) = \text{tr} \left[(\mathbf{I} - \Psi \Sigma^{-1})^2 \right] + (\boldsymbol{\nu} - \boldsymbol{\mu})^\top \Sigma^{-1} \Psi \Sigma^{-1} (\boldsymbol{\nu} - \boldsymbol{\mu}), \quad (50)$$

$$S(p||q) = \text{tr} \left[(\mathbf{I} - \Sigma \Psi^{-1})^2 \right] + (\boldsymbol{\mu} - \boldsymbol{\nu})^\top \Psi^{-1} \Sigma \Psi^{-1} (\boldsymbol{\mu} - \boldsymbol{\nu}), \quad (51)$$

as also shown in Cai et al. (2024). The rest of this section examines the solutions that minimize these expressions with respect to the variational mean $\boldsymbol{\nu}$ and diagonal covariance Ψ .

First we consider the minimization of the *reverse* score-based divergence, $S(q||p)$. This minimization can be formulated as a nonnegative quadratic program (NQP)—that is, a convex instance of quadratic programming with nonnegativity constraints.

Proposition 3.4 (NQP for minimizing $S(q||p)$). *Let p and q be given by eqs. (3-4) where Ψ is diagonal. Then the reverse score-based divergence in eq. (50) is minimized by setting $\boldsymbol{\nu} = \boldsymbol{\mu}$ and solving the quadratic program*

$$\min_{\mathbf{s} \geq 0} \left[\frac{1}{2} \mathbf{s}^\top \mathbf{H} \mathbf{s} - \mathbf{1}^\top \mathbf{s} \right], \quad (52)$$

where \mathbf{s} is constrained to lie in the nonnegative orthant, $\mathbf{1}$ is the vector of all ones, \mathbf{H} is the positive-definite matrix with elements

$$H_{ij} = \frac{\left(\Sigma_{ij}^{-1} \right)^2}{\Sigma_{ii}^{-1} \Sigma_{jj}^{-1}}, \quad (53)$$

and Ψ is obtained from the solution of eq. (52) by identifying $s_i = \Psi_{ii} \Sigma_{ii}^{-1}$.

Proof. It is clear that eq. (50) is minimized by setting $\boldsymbol{\nu} = \boldsymbol{\mu}$ in the rightmost term. For the remaining term, we note that

$$\frac{1}{2} \text{tr} \left[(\mathbf{I} - \Psi \Sigma^{-1})^2 \right] = \frac{n}{2} - \sum_i \Psi_{ii} \Sigma_{ii}^{-1} + \frac{1}{2} \sum_{ij} \Psi_{ii} \Psi_{jj} \left(\Sigma_{ij}^{-1} \right)^2, \quad (54)$$

and the NQP in eq. (52) is obtained by defining $s_i = \Psi_{ii}\Sigma_{ii}^{-1}$. Finally, we observe that the matrix \mathbf{H} in eq. (53) is always positive-definite. Indeed, \mathbf{H} is the Hadamard (i.e., component-wise) square of the correlation matrix built from the precision matrix Σ^{-1} . Positive-definiteness of \mathbf{H} follows then from the Schur product theorem that the Hadamard product of two positive-definite matrices is also positive-definite. \square

Given the symmetry of eqs. (50-51), it is not surprising that we obtain an analogous optimization when minimizing the *forward* score-based divergence, $S(p||q)$, in terms of the variational parameters ν and Ψ . In particular, we have the following result.

Proposition 3.5 (NQP for minimizing $S(q||p)$). *Let p and q be given by eqs. (3-4) where Ψ is diagonal. Then the forward score-based divergence in eq. (50) is minimized by setting $\nu = \mu$ and solving the quadratic program*

$$\min_{\mathbf{t} \geq 0} \left[\frac{1}{2} \mathbf{t}^\top \mathbf{J} \mathbf{t} - \mathbf{1}^\top \mathbf{t} \right], \quad (55)$$

where \mathbf{t} is constrained to lie in the nonnegative orthant, \mathbf{J} is the positive-definite matrix with elements

$$J_{ij} = \frac{(\Sigma_{ij})^2}{\Sigma_{ii}\Sigma_{jj}}, \quad (56)$$

and Ψ is obtained from the solution of eq. (55) by identifying $t_i = \Psi_{ii}^{-1}\Sigma_{ii}$.

Proof. The proof follows the same steps as in the previous proposition, but with the matrices Ψ and Σ playing the reverse roles as they did in eq. (54). \square

We conclude this section by noting a peculiar property of the score-based divergences in Table 1. It is possible for the solutions of the NQPs in Propositions 3.4 and 3.5 to lie on the boundary of the nonnegative orthant. That is, there may exist some i^{th} component along the diagonal of Ψ such that $S(q||p)$ is minimized by setting $\Psi_{ii} = 0$ (in Proposition 3.4) or such that $S(p||q)$ is minimized by setting $\Psi_{ii}^{-1} = 0$ (in Proposition 3.5). Strictly speaking, solutions of this form—with zero or infinite marginal variances—do not define proper distributions that lie in the family \mathcal{Q} of factorized approximations. Such solutions never arise with FG-VI based on the KL or Rényi divergences for $\alpha \in \{0, 1\}$. This phenomenon gives rise to the following definition.

Definition 3.6. *Let \mathcal{Q} denote the family of factorized Gaussian approximations in eq. (2) that are proper distributions (i.e., with $0 < \mathcal{H}(q) < \infty$). For some target distribution p and divergence D , we say that FG-VI undergoes **variational collapse** when $\operatorname{arginf}_{q \in \mathcal{Q}} D(q, p) \notin \mathcal{Q}$.*

Fig. 2 illustrates this collapse when FG-VI is used to approximate a multivariate Gaussian distribution in three dimensions with varying degrees of correlation; the amount of correlation is determined by the magnitude of the off-diagonal elements C_{12} , C_{23} , and C_{13} in eq. (6). These off-diagonal elements are constrained by the fact that the correlation

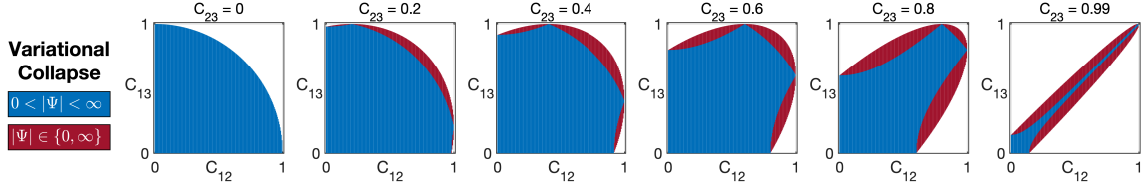


Figure 2: When FG-VI is based on minimizing the score-based divergences in Table 1, it may estimate zero or infinite values for the marginal variances. The red areas indicate these occurrences of variational collapse when FG-VI with a score-based divergence is used to approximate a three-dimensional Gaussian with a non-diagonal correlation matrix \mathbf{C} .

matrix as a whole must be positive definite. Each panel in the figure visualizes a two-dimensional slice of the three-dimensional (convex) set of positive-definite correlation matrices for a fixed value of C_{23} . The blue regions of each slice indicate the areas where the NQPs in Propositions 3.4 and 3.5 yield finite and nonzero estimates of the variances; the red regions indicate areas of variational collapse. (It can be shown, in three dimensions, that the forward and reverse score-based divergences share the same areas of variational collapse.) Interestingly, the leftmost panel shows that variational collapse does not occur in two dimensions or arise purely from pairwise correlations. On the other hand, the remaining panels show that variational collapse occurs in three dimensions whenever the correlation matrix is dense and has at least one off-diagonal element of sufficiently large magnitude.

4 Ordering of divergences for FG-VI

We have seen that different divergences $D(q, p)$ yield different solutions to the problem of variational inference in eq. (1); we have also seen, in turn, that these different solutions yield different estimates of the marginal variances, precisions, and entropy. When it is possible to order these different estimates of uncertainty, it is also natural to define a corresponding ordering of the divergences from which they were derived. In this section, we derive such an ordering over all the divergences listed in Table 1.

We begin with the following definition, which bases this ordering on the marginal variances that are estimated by FG-VI.

Definition 4.1. Let \mathcal{P} and \mathcal{Q} denote the families of multivariate Gaussian distributions in eqs. (3–4), where Ψ is diagonal but Σ is not. Consider two divergences D_a and D_b , and for any $p \in \mathcal{P}$, let $\Psi(a)$ and $\Psi(b)$ denote the covariances of the factorized approximations obtained, respectively, by minimizing $D_a(q, p)$ and $D_b(q, p)$ over all $q \in \mathcal{Q}$. We say D_a dominates D_b , written $D_a \succ D_b$, if for any $p \in \mathcal{P}$ we have that

$$\forall i, \quad \Psi_{ii}(a) \geq \Psi_{ii}(b), \quad (57)$$

$$\exists j, \quad \Psi_{jj}(a) > \Psi_{jj}(b). \quad (58)$$

From the above definition, we see intuitively that D_a dominates D_b in the following sense:

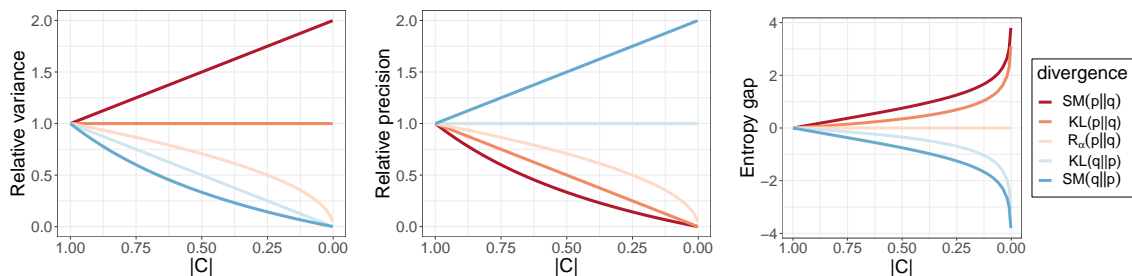


Figure 3: Comparison of variances, precisions, and entropy estimated by FG-VI with different divergences. Here FG-VI was used to approximate a 2-dimensional Gaussian with a non-diagonal correlation matrix \mathbf{C} . The Rényi divergence was computed for $\alpha=0.5$. The ordering of the curves matches the predictions of Theorem 4.3 and Proposition 4.2.

it yields no smaller estimates of the marginal variances—and at least one larger estimate—when D_a and D_b are used for FG-VI with a Gaussian target distribution.

The above definition was based on the estimates of marginal variances by FG-VI, and we shall use it throughout the rest of the paper. But it is not the only possible definition. Because FG-VI estimates a strictly diagonal covariance matrix, the ordering in Definition 4.1 also immediately implies an ordering of the marginal precisions and entropies.

Proposition 4.2. *Suppose $D_a \succ D_b$. Then for any $p \in \mathcal{P}$:*

(i) *the marginal precisions are ordered, with $\text{diag}(\Psi^{-1}(a)) \leq \text{diag}(\Psi^{-1}(b))$, and this inequality is strict for at least one component along the diagonal.*

(ii) *the entropies are ordered, with $\mathcal{H}(q_a) < \mathcal{H}(q_b)$, where q_a and q_b are the solutions obtained by minimizing $D_a(q, p)$ and $D_b(q, p)$ over all $q \in \mathcal{Q}$.*

These implications may be useful for applications which require the estimation of precisions and/or entropies rather than variances.

With Definition 4.1 in hand, we are now able to state the main result of this paper; it is an ordering over all the divergences listed in Table 1.

Theorem 4.3 (Ordering of divergences). *For any (α_1, α_2) satisfying $0 < \alpha_1 < \alpha_2 < 1$,*

$$S(q||p) \prec KL(q||p) \prec R_{\alpha_1}(p||q) \prec R_{\alpha_2}(p||q) \prec KL(p||q) \prec S(p||q). \quad (59)$$

Figure 3 illustrates the consequences of this ordering when FG-VI is used to approximate a 2-dimensional Gaussian with varying degrees of correlation. The amount of correlation is measured by the determinant of the correlation matrix, $|\mathbf{C}|$; as this determinant decreases from one to zero—from no correlation to perfect correlation—the target Gaussian more starkly violates the assumption of factorizability in FG-VI. From left to right, the panels plot the estimates of variance, precision, and entropy that are obtained from FG-VI with different divergences, and we see that for all values of $|\mathbf{C}|$, these estimates are ordered exactly as predicted by Theorem 4.3 and Proposition 4.2. The rest of this section is devoted to proving this theorem.

In fact, we have already proven one of these orderings. Recall that when FG-VI is based on minimizing $\text{KL}(q||p)$, it underestimates the marginal variances, at least one of them strictly; this is the content of Lemma 2.4 and Proposition 3.1. On the other hand, when FG-VI is based on minimizing $\text{KL}(p||q)$, it correctly estimates the marginal variances (MacKay, 2003); this is the content of Proposition 3.2. Thus we have already shown $\text{KL}(q||p) \prec \text{KL}(p||q)$.

4.1 Ordering of score-based divergences

In what follows we prove the two outermost orderings in Theorem 4.3; specifically, we show that $S(q||p) \prec \text{KL}(q||p)$ and $\text{KL}(p||q) \prec S(p||q)$. At a high level, these proofs are obtained by analyzing the Karush-Kuhn-Tucker (KKT) conditions of the quadratic programs in Propositions 3.4 and 3.5.

Proof of $S(q||p) \prec \text{KL}(q||p)$. Consider the diagonal covariance matrix Ψ that FG-VI estimates by minimizing $S(q||p)$ on the left side of this ordering. This matrix is obtained from the solution of the NQP in eq. (52) for the unknown nonnegative variables $s_i = \Psi_{ii}\Sigma_{ii}^{-1}$. The solution to this NQP must satisfy the KKT conditions: namely, for each component of \mathbf{s} , we have either that (i) $s_i=0$ and $\mathbf{H}\mathbf{s}_i > 1$ or (ii) $s_i > 0$ and $\mathbf{H}\mathbf{s}_i = 1$. We examine each of these cases in turn:

$s_i=0$ This is a case of variational collapse where by minimizing $S(q||p)$ we estimate that $\Psi_{ii} = 0$.

$s_i > 0$ In this case we observe that $(\mathbf{H}\mathbf{s})_i = 1$ from the KKT condition and also that $H_{ij} \geq 0$ and $H_{ii} = 1$ from eq. (53). Thus we see that

$$s_i = H_{ii}s_i = 1 - \sum_{j \neq i} H_{ij}s_j \leq 1, \quad (60)$$

or equivalently, that $\Psi_{ii}\Sigma_{ii}^{-1} \leq 1$.

We have thus shown that $\Psi_{ii}\Sigma_{ii}^{-1} \leq 1$ for all of the marginal variances estimated by minimizing the score-based divergence $S(q||p)$. In fact, we claim that this inequality must be strict for at least one component. The claim is trivially true if any $s_i=0$, since this implies $\Psi_{ii}\Sigma_{ii}^{-1}=0$. Suppose to the contrary that every element of \mathbf{s} is strictly positive. Since by assumption Σ is not diagonal, it must also be true that Σ^{-1} is not diagonal, and therefore from eq. (53) we can pick some i and k such that $H_{ik} > 0$. But then, continuing from eq. (60), we see that

$$s_i = 1 - \sum_{j \neq i} H_{ij}s_j \leq 1 - H_{ik}s_k < 1, \quad (61)$$

or equivalently that $\Psi_{ii}\Sigma_{ii}^{-1} < 1$, thus proving the claim. In sum we have shown that $\Psi_{ii} \leq 1/\Sigma_{ii}^{-1}$ for all of the marginal variances estimated by minimizing $S(q||p)$, and also that this inequality is strict for at least one component. Finally, we recall from eq. (26) that $1/\Sigma_{ii}^{-1}$ is the marginal variance estimated by minimizing $\text{KL}(q||p)$. It follows from Definition 4.1 that $S(q||p) \prec \text{KL}(q||p)$. \square

Proof of $KL(p||q) \prec S(q||p)$. Consider the diagonal covariance matrix Ψ that FG-VI estimates by minimizing $S(p||q)$. This matrix is obtained from the solution of the NQP in eq. (55) for the unknown nonnegative variables $t_i = \Psi_{ii}^{-1} \Sigma_{ii}$. The rest of the proof follows exactly the same steps as the previous one, but with t_i playing the role of s_i . In this way we can show that $\Psi_{ii}^{-1} \Sigma_{ii} \leq 1$ (or equivalently $\Sigma_{ii} \leq \Psi_{ii}$) for all of the marginal variances estimated by minimizing $S(p||q)$, and also that this inequality is strict for at least one component. Finally, we recall from eq. (28) that Σ_{ii} is the marginal variance estimated by minimizing $KL(p||q)$, and it follows from Definition 4.1 that $KL(p||q) \prec S(p||q)$. \square

4.2 Ordering of KL divergences

Next we prove the two intermediate orderings in Theorem 4.3; specifically, for any $\alpha \in (0, 1)$, we show that $KL(q||p) \prec R_\alpha(p||q)$ and $R_\alpha(p||q) \prec KL(p||q)$. At a high level, these proofs are obtained by applying the inequalities in Proposition 2.6 to the fixed-point equations for the marginal variances in eqs. (46–47); recall that these were the marginal variances from FG-VI estimated by minimizing the Rényi divergence of order α .

Proof of $KL(q||p) \prec R_\alpha(p||q)$ for $\alpha \in (0, 1)$. Let Ψ denote the diagonal covariance matrix estimated by minimizing $R_\alpha(p||q)$, and consider the matrix $[\alpha \Sigma^{-1} + (1-\alpha)\Psi]^{-1}$ that appears on the right side of its fixed-point equation in eq. (47). This matrix is positive-definite and non-diagonal for all $\alpha \in (0, 1)$, and thus we can apply the inequality in eq. (23) of Proposition 2.6 to its diagonal elements. In this way, we find:

$$\alpha \Psi_{ii} \Sigma_{ii}^{-1} = \Psi_{ii} [\alpha \Sigma^{-1} + (1-\alpha)\Psi^{-1}]_{ii} - (1-\alpha), \quad (62)$$

$$\geq \frac{\Psi_{ii}}{[\alpha \Sigma^{-1} + (1-\alpha)\Psi^{-1}]_{ii}^{-1}} - (1-\alpha), \quad (63)$$

$$= (\Psi_{ii}/\Psi_{ii}) - (1-\alpha), \quad (64)$$

$$= \alpha. \quad (65)$$

Dividing both sides by $\alpha \Sigma_{ii}^{-1}$, we see that $\Psi_{ii} \geq 1/\Sigma_{ii}^{-1}$ for all i . Next we appeal to the strict inequality of Proposition 2.6 and conclude that $\Psi_{jj} > 1/\Sigma_{jj}^{-1}$ for some j . On the left and right sides of these inequalities appear, respectively, the marginal variances estimated by minimizing $R_\alpha(p, q)$ and $KL(q, p)$. Thus we have shown $R_\alpha(p||q) \succ KL(q, p)$. \square

Proof of $R_\alpha(p||q) \prec KL(p||q)$ for $\alpha \in (0, 1)$. The proof follows the same steps as the previous one, but now we combine the inequalities of Proposition 2.6 with the fixed-point equation in eq. (46). In this way we find:

$$(1-\alpha)\Psi_{ii}^{-1}\Sigma_{ii} = \Psi_{ii}^{-1} [\alpha\Psi + (1-\alpha)\Sigma]_{ii} - \alpha \geq \frac{\Psi_{ii}^{-1}}{[\alpha\Psi + (1-\alpha)\Sigma]_{ii}^{-1}} - \alpha = 1-\alpha. \quad (66)$$

Dividing both sides by $(1-\alpha)\Psi_{ii}^{-1}$, we see that $\Sigma_{ii} \geq \Psi_{ii}$ for all i , and we know from the strict inequality in eq. (24) of Proposition 2.6 that $\Sigma_{jj} > \Psi_{jj}$ for some j . On the left and right sides of these inequalities appear, respectively, the marginal variances estimated by minimizing $KL(p||q)$ and $R_\alpha(p||q)$. Thus we have shown $KL(p||q) \succ R_\alpha(p||q)$. \square

4.3 Ordering of Rényi divergences

Finally we prove the ordering of Rényi divergences in Theorem 4.3. This proof is more technical, relying on a detailed analysis of the fixed-point equation in eq. (47).

Proof of $R_{\alpha_1}(p||q) \prec R_{\alpha_2}(p||q)$ for $0 < \alpha_1 < \alpha_2 < 1$. Let $\Psi(\alpha)$ denote the diagonal covariance matrix that FG-VI estimates by minimizing $R_\alpha(p||q)$; here, we regard this matrix as a function over the interval $(0, 1)$. The function is continuous, and we shall prove the ordering by showing that the estimated variance $\Psi_{ii}(\alpha)$ is strictly increasing whenever $\Sigma_{ii}\Sigma_{ii}^{-1} > 1$.

Let us review what we have already shown. For $\alpha \in (0, 1)$, we know from the orderings of Section 4.2 that $\Psi_{ii}(\alpha)$ is sandwiched between its limiting values at zero and one:

$$(\Sigma_{ii}^{-1})^{-1} = \lim_{\alpha \rightarrow 0^+} \Psi_{ii}(\alpha) \leq \Psi_{ii}(\alpha) \leq \lim_{\alpha \rightarrow 1^-} \Psi_{ii}(\alpha) = \Sigma_{ii}. \quad (67)$$

We also know that $\Sigma_{ii}\Sigma_{ii}^{-1} > 1$ whenever $\sum_{j \neq i} |\Sigma_{ij}| > 0$, and that in this case, the above inequalities are strict. A useful picture of this situation is shown in the left panel of Fig. 4. Consider any component $\Psi_{ii}(\alpha)$ of the estimated variances that is *not* constant on the unit interval. (As shown previously, there must be at least one such component.) In this case, there are only two possibilities: either $\Psi_{ii}(\alpha)$ is strictly increasing, or it is not. If the former is always true, then it follows that $R_{\alpha_1}(p||q) \prec R_{\alpha_2}(p||q)$ whenever $0 < \alpha_1 < \alpha_2 < 1$. We shall prove *by contradiction* that this is indeed the case.

Assume that there are one or more diagonal components, $\Psi_{ii}(\alpha)$, that are neither constant nor strictly increasing over the unit interval; also, let \mathcal{I} denote the set that contains the indices of these components. Since each such component must have at least one stationary point, we can also write:

$$\mathcal{I} = \left\{ i \mid \Sigma_{ii}\Sigma_{ii}^{-1} > 1 \text{ and } \Psi'_{ii}(\alpha) = 0 \text{ for some } \alpha \in (0, 1) \right\}. \quad (68)$$

For each such component, there must also exist some *minimal* point $\tau_i \in (0, 1)$ where its derivative vanishes. We define $\tau = \min_{i \in \mathcal{I}} \tau_i$ and $j = \operatorname{argmin}_{i \in \mathcal{I}} \tau_i$, so that by definition

$$\Psi'_{ii}(\tau) \geq 0 \quad \text{for all } i, \quad (69)$$

$$\Psi'_{jj}(\tau) = 0. \quad (70)$$

To obtain the desired contradiction, we shall prove that there exists no point τ (as imagined in Fig. 4) with these properties.

We start by rewriting the fixed-point equation in ?? and eq. (47) in a slightly different form,

$$\Psi_{ii}(\alpha) = [\Phi(\alpha)^{-1}]_{ii} = [\alpha \Sigma^{-1} + (1-\alpha) \Psi^{-1}(\alpha)]_{ii}^{-1}, \quad (71)$$

where on the right side we have explicitly indicated all sources of dependence on α . Next, we differentiate both sides of eq. (71) for $i=j$ and at $\alpha=\tau$:

$$\Psi'_{jj}(\tau) = \mathbf{e}_j^\top \left\{ \frac{d}{d\alpha} \left[\tau \Sigma^{-1} + (1-\tau) \Psi^{-1}(\alpha) \right]^{-1} + \frac{d}{d\alpha} \left[\alpha \Sigma^{-1} + (1-\alpha) \Psi^{-1}(\tau) \right]^{-1} \right\} \Big|_{\alpha=\tau} \mathbf{e}_j, \quad (72)$$

where on the right side we have separated out the different sources of dependence on α . Evaluating the first term on the right side, we find that

$$\mathbf{e}_j^\top \left\{ \frac{d}{d\alpha} \left[\tau \Sigma^{-1} + (1-\tau) \Psi^{-1}(\alpha) \right]^{-1} \right\} \Big|_{\alpha=\tau} \mathbf{e}_j = \mathbf{e}_j^\top \Phi^{-1}(\tau) \Psi^{-1}(\tau) \Psi'(\tau) \Psi^{-1}(\tau) \Phi^{-1}(\tau) \mathbf{e}_j, \quad (73)$$

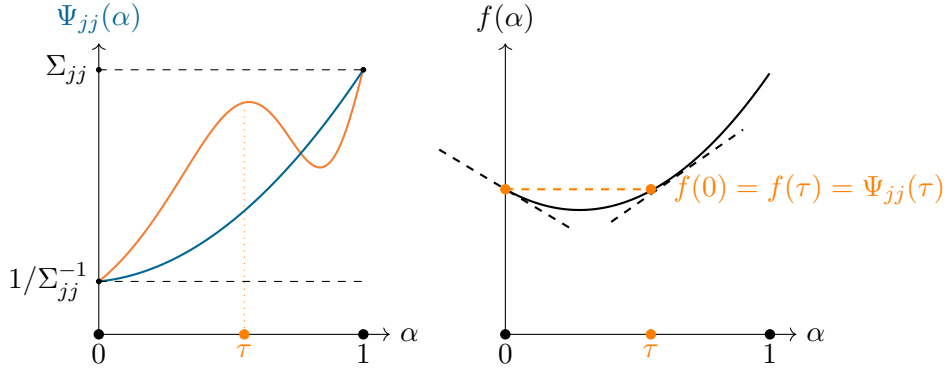


Figure 4: (Left) Either $\Psi_{jj}(\alpha)$ is *strictly increasing* over $\alpha \in (0, 1)$, or it is *not*, with some minimal point τ of vanishing derivative. We prove the former by showing that no such point τ exists. (Right) The proof is based on properties of the function $f(\alpha)$ in eq. (75). The function is convex; it also satisfies $f(0) = f(\tau) = \Psi_{jj}(\tau)$ and $f'(0)f'(\tau) < 0$.

and now we recognize that this term is nonnegative: of the matrices on the right side of eq. (73), note that $\Phi(\alpha)$ and $\Psi(\alpha)$ are positive definite for all $\alpha \in (0, 1)$, and $\Psi'(\tau)$ is positive semidefinite by virtue of the defining properties of τ in eqs. (69–70). Dropping this first term from the right side of eq. (72), we obtain the inequality

$$0 \geq \frac{d}{d\alpha} \left\{ \mathbf{e}_j^\top [\alpha \Sigma^{-1} + (1-\alpha) \Psi^{-1}(\tau)]^{-1} \mathbf{e}_j \right\} \Big|_{\alpha=\tau}, \quad (74)$$

where we have exploited that the left side of eq. (72) vanishes by the second defining property of τ in eq. (70).

Next we show that eq. (74) contains a contradiction. To do so, we examine the properties of the function defined on $[0, 1]$ by

$$f(\alpha) = \mathbf{e}_j^\top [\alpha \Sigma^{-1} + (1-\alpha) \Psi^{-1}(\tau)]^{-1} \mathbf{e}_j. \quad (75)$$

This is, of course, exactly the function that is differentiated in eq. (74), whose right side is equal to $f'(\tau)$. This function possesses several key properties. First, we note that

$$f(0) = \mathbf{e}_j^\top [\Psi^{-1}(\tau)]^{-1} \mathbf{e}_j = \Psi_{jj}(\tau) = \mathbf{e}_j^\top [\tau \Sigma^{-1} + (1-\tau) \Psi^{-1}(\tau)]^{-1} \mathbf{e}_j = f(\tau). \quad (76)$$

Second, we note that f is convex on the unit interval; here, we are observing the convexity of the matrix inverse (Nordström, 2011). Third, we note that

$$f'(0) = -\mathbf{e}_j^\top \Psi(\tau) [\Sigma^{-1} - \Psi^{-1}(\tau)] \Psi(\tau) \mathbf{e}_j = \Psi_{jj}(\tau) [\Sigma^{-1} - \Psi^{-1}(\tau)]_{jj} < 0. \quad (77)$$

Finally, we note that the sign of $f'(\tau)$ must *oppose* the sign of $f'(0)$; as shown in the right panel of Fig. (4), this follows from the preceding properties that $f(0) = f(\tau)$, that the function f is convex on $[0, 1]$, and that $f'(0) < 0$. Thus we have shown that $f'(\tau) > 0$. But this is directly in contradiction with eq. (74), which states that $0 \geq f'(\tau)$, and we are forced to conclude that no such point τ exists. This completes the proof. \square

From the above, we can also prove the existence of an *entropy-matching* solution for FG-VI analogous to the precision-matching and variance-matching solutions of Section 3.1.

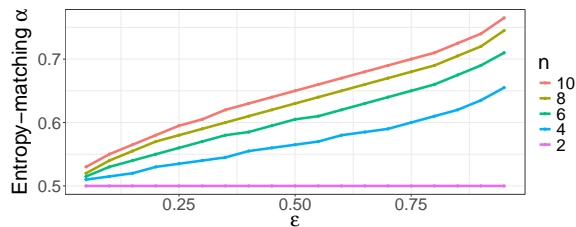


Figure 5: When p is Gaussian over \mathbb{R}^n , there always exists a unique $\alpha \in (0, 1)$ such that the factorized approximation q minimizing $R_\alpha(p||q)$ matches the entropy of p . However, the entropy-matching value of α depends on the dimension and covariance structure of p . Above we vary the dimension n and constant correlation ε .

Corollary 4.4. Let $q_\alpha = \operatorname{argmin}_{q \in \mathcal{Q}} R_\alpha(p||q)$. There exists a unique value $\alpha \in (0, 1)$ such that $\mathcal{H}(q_\alpha) = \mathcal{H}(p)$.

Proof. Let $\Psi(\alpha)$ denote the covariance of q_α for $\alpha \in (0, 1)$. Since $\Psi_{ii}(\alpha)$ is continuous with respect to α , so is $\log |\Psi(\alpha)| = \sum_i \log \Psi_{ii}(\alpha)$, and hence so is the entropy $\mathcal{H}(q_\alpha)$. Moreover, from the ordering of Rényi divergences, we see that $\log |\Psi(\alpha)|$ and $\mathcal{H}(q_\alpha)$ are not only continuous, but strictly increasing over the unit interval $\alpha \in (0, 1)$. In addition, we have

$$1/\Sigma_{ii}^{-1} = \Psi_{ii}(0) \leq \Psi_{ii}(\alpha) \leq \Psi_{ii}(1) = \Sigma_{ii}, \forall i. \quad (78)$$

with q_α interpolating smoothly between the precision-matching and the variance-matching approximations of FG-VI. From the impossibility result in Theorem 2.1, the precision-matching approximation (at $\alpha=0$) underestimates the entropy of p , while the variance-matching approximation (at $\alpha=1$) overestimates it. From continuity and strict monotonicity, it follows that there exists a unique $\alpha \in (0, 1)$ such that $\mathcal{H}(q_\alpha) = \mathcal{H}(p)$. \square

The above proves the existence an entropy-matching solution, but it is not a constructive proof. There does not exist a single value of α for which $\mathcal{H}(q_\alpha) = \mathcal{H}(p)$, even when p is Gaussian. We show this numerically for the case where the target covariance Σ has unit diagonal elements and constant off-diagonal elements $\varepsilon \in (0, 1)$. As seen in Figure 5, the entropy-matching value of α (obtained by a grid search) changes as we vary the amount of correlation and the dimension of the problem.

5 Numerical experiments

Does the ordering of divergences hold when FG-VI is applied to non-Gaussian targets? We study this question empirically on a range of models; in most of these models, the target p is only known up to a normalizing constant.

When p is not Gaussian, some divergences in Table 1 are harder to minimize numerically than others. We use the following approaches. We minimize $\text{KL}(q||p)$ by (equivalently) maximizing the evidence lower bound (ELBO), and we estimate the ELBO via Monte

Model	n	Details	Variances	Entropy
Gaussian	10	Full-rank covariance matrix.	✓	✓
Rosenbrock	2	High curvature.	✓	✓
Eight Schools	10	Small hierarchical linear model.	✗	✓
German Credit	25	Logistic regression.	✓	✓
Radon Effect	91	Large hierarchical linear model.	✗	✓
Stochastic Volatility	103	Stochastic volatility model.	✗	✓

Table 2: Target distributions p with dimension n . The two right-most columns indicate whether the divergences are ordered according to the marginal variances and the entropy.

Carlo with draws from q , a procedure at the core of modern implementations of “black-box” VI (Kucukelbir et al., 2017). We use a similar procedure to optimize the α -divergence; however, this procedure is more fraught¹ as Monte Carlo estimators of the α -divergence and its gradients suffer from large variance, especially in large dimensions and as α approaches 1 (Geffner and Domke, 2021). We minimize $S(q||p)$ by adapting a recent *batch-and-match* (BaM) method inspired by proximal point algorithms (Cai et al., 2024); BaM was originally developed for Gaussian variational families with dense covariance matrices, but here we experiment with BaM updates for FG-VI (derived in Appendix A.1). We minimize $KL(p||q)$ by estimating the means and marginal variances of p from long runs of Markov chain Monte Carlo; the factorized approximation minimizing $KL(q||p)$ is the one that matches these moments (MacKay, 2003). We do not empirically evaluate the forward score-based divergence for FG-VI as we do not have a reliable method to minimize $S(p||q)$.

We experiment with the above methods on a diverse collection of target distributions from the `inference gym`, a curated library of models for the study of inference algorithms (Sountsov et al., 2020). We describe these target distributions briefly in Table 2 and provide more details in Appendix A.2. We implement each model in Python and use JAX to calculate derivatives (Bradbury et al., 2018). We optimize the α -divergences for $\alpha=0.1$ and $\alpha=0.5$, but only on low-dimensional targets ($D < 10$) where the optimizers are numerically stable. We run each VI algorithm for 1,000 iterations, and at each iteration, we use $B = 10,000$ draws from q to estimate the divergence and its gradient. This large number of draws is overkill for many problems, but it helps in practice to stabilize the optimizations of α -divergences. In addition, we parallelize many calculations on a GPU, keeping run times short. We provide code to run these experiments at <https://github.com/charlesm93/VI-ordering>.

The ordering of divergences that we proved for Gaussian targets is not guaranteed to hold for non-Gaussian targets, and empirically we observe that it is more likely to fail in high-dimensional problems; see the penultimate column of Table 2. Intuitively, this is to be expected because the ordering in Theorem 4.3 is voided by a violation in *any* component of the marginal variance. This is illustrated in Fig. 6 for the Eight Schools models, where some marginal variances are ordered in the same way as predicted for Gaussian targets,

¹For more discussion on implementing VI with α -divergences, see e.g., Hernandez-Lobato et al. (2016); Li and Turner (2016); Dieng et al. (2017); Daudel et al. (2021, 2023).

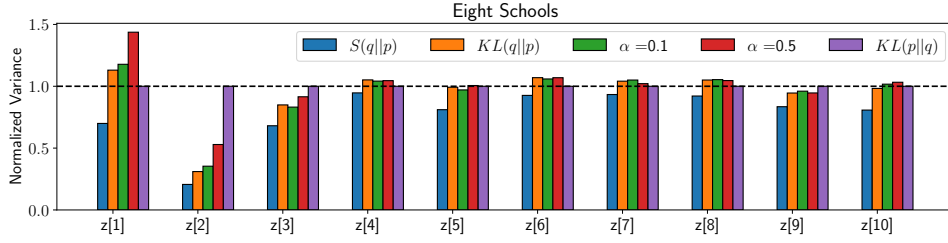


Figure 6: Variance when targeting the posterior distribution of the Eight Schools model.

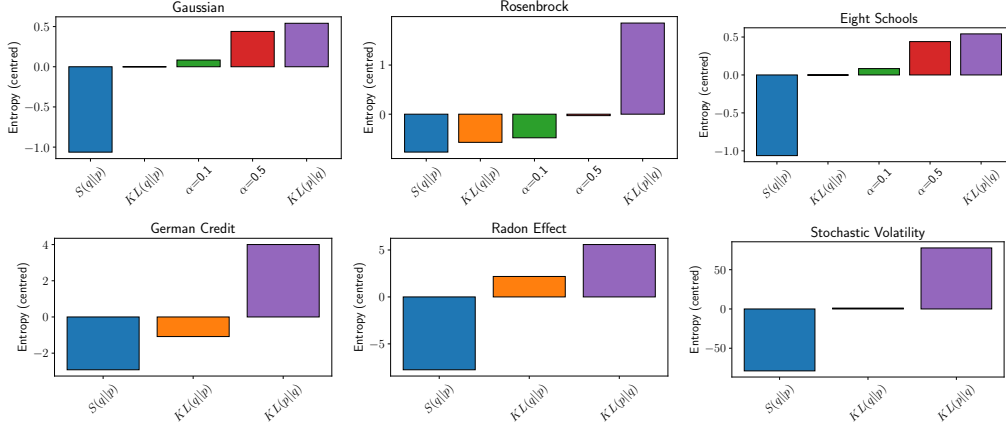


Figure 7: Ordering of entropy across targets. The zero on each vertical axis corresponds to the average of the entropies estimated by the approximations in each panel.

but most are not. The true marginal variances in this model were estimated by long runs of Markov chain Monte Carlo.

When p is not Gaussian, an alternative ordering of divergences for FG-VI is suggested by the estimates they yield of the joint entropy. As shown in the final column of Table 2 and in Fig. 7, the ordering in Theorem 4.3 *does* correspond—across all of the non-Gaussian targets in our experiments—to the ordering of entropies estimated by FG-VI. In these experiments, however, we are not able to compare the entropies estimated by FG-VI to the actual entropies. To compute the entropy of non-Gaussian distributions, it is necessary to estimate their normalizing constants; this can be done by invoking a Gaussian-like approximation, as in bridge sampling (Meng and Schilling, 2002; Gronau et al., 2020), however we do not wish to compare a theory for Gaussian targets to an empirical benchmark which relies on a Gaussian approximation.

6 Discussion

Divergences over probability spaces are ubiquitous in the statistics and machine learning literature, but it remains challenging to reason about them. This challenge is salient in VI, where the divergence does not serve merely as an object for theoretical study but also bears directly on the algorithmic implementation of the method. Our work reveals how

the choice of divergence can align (or misalign) with intelligible inferential goals, and it is in line with a rich and recent body of work on assessing the quality of VI (e.g, Yao et al., 2018; Wang and Blei, 2018; Huggins et al., 2020; Dhaka et al., 2021; Biswas and Mackey, 2024). A distinguishing feature of our paper is that it analyzes multiple and competing inferential goals—goals which cannot be simultaneously met and which are each best served by a different divergence. Also, our work focuses on a setting that is especially conducive to analysis, one in which the inherent trade-offs of factorized VI can be completely characterized, as opposed to more general treatments of the problem. The intuitions developed from this analysis suggest useful directions, conjectures, and insights for studying broader classes of distributions.

There exists previous work comparing divergences, notably in the context of latent variable models, where VI is used to approximate a marginal likelihood. In this context, the KL and Rényi divergences have been ordered based on the (lower or upper) bound they provide on the marginal likelihood (Li and Turner, 2016; Dieng et al., 2017). (Interestingly, this ordering agrees with the one provided in this paper, even though it is based on a different criterion.) This type of ordering cannot be extended to score-based divergences, however, as they do not provide bounds on the marginal likelihood.

We have seen that the results of VI can be improved, for certain inferential goals, by choosing a particular divergence. But this is not the only way to improve the results of VI; another is to use a richer family \mathcal{Q} of variational approximations (e.g, Hoffman and Blei, 2015; Johnson et al., 2016; Dhaka et al., 2021). The deficits of FG-VI may be addressed, for instance, by Gaussian variational approximations with full covariance matrices (Opper and Archambeau, 2009; Cai et al., 2024). In high dimensions, Dhaka et al. (2021) argue that the results of VI can be improved more easily by optimizing $\text{KL}(q||p)$ over a richer variational family than by optimizing certain alternative divergences. Nevertheless, even as the variational family becomes richer, it is not likely to contain the target distribution p , and therefore the approximating distribution q must in some way be compromised. For example, if \mathcal{Q} is a family of symmetric distributions and the target p is asymmetric, then an approximation may only be able to match the mode *or* the mean of the target. It stands to reason that further impossibility theorems, in the spirit of Theorem 2.1, can be derived to elucidate these compromises.

Acknowledgments

We thank David Blei, Diana Cai, Robert Gower, Chirag Modi, and Yuling Yao for helpful discussions. We are also grateful to anonymous reviewers from the conference on Uncertainty in Artificial Intelligence for their comments on a previous paper (Margossian and Saul, 2023), which provided some of the motivation for this manuscript.

References

- Bernardo, J. M. and A. F. M. Smith (2000). *Bayesian Theory*. Wiley.
- Biswas, N. and L. Mackey (2024). Bounding Wasserstein distance with couplings. *Journal of the American Statistical Association*. DOI: 10.1080/01621459.2023.2287773.

- Blei, D. M., A. Kucukelbir, and J. D. McAuliffe (2017). Variational inference: A review for statisticians. *Journal of the American Statistical Association* 112, 859–877.
- Bradbury, J., R. Frostig, P. Hawkins, M. J. Johnson, C. Leary, D. Maclaurin, G. Necula, A. Paszke, J. VanderPlas, S. Wanderman-Milne, and Q. Zhang (2018). JAX: composable transformations of Python+NumPy programs.
- Burbea, J. (1984). The convexity with respect to Gaussian distributions of divergences of order α . *Utilitas Mathematica* 26, 171–192.
- Cai, D., C. Modi, L. Pillaud-Vivien, C. C. Margossian, R. M. Gower, D. M. Blei, and L. K. Saul (2024). Batch and match: black-box variational inference with a score-based divergence. *arXiv:2402.14758*.
- Cichocki, A. and S.-i. Amari (2010). Families of alpha- beta- and gamma-divergences: Flexible and robust measures of similarities. *Entropy* 12, 1532–1568.
- Courtade, T. A. (2016). Links between the logarithmic Sobolev inequality and the convolution inequalities for entropy and Fisher information. *arXiv:1608.05431*.
- Cover, T. M. and J. A. Thomas (2006). *Elements of Information Theory*. John Wiley & Sons, Inc.
- Daudel, K., J. Benton, and A. Doucet (2023). Alpha-divergence variational inference meets importance weighted auto-encoders: Methodology and asymptotics. *Journal of Machine Learning Research* 24, 1–83.
- Daudel, K., R. Douc, and F. Roueff (2021). Infinite-dimensional gradient-based descent for alpha-divergence minimisation. *The Annals of Statistics* 49, 2250–2270.
- Dhaka, A. K., A. Catalina, M. Welandawe, M. R. Andersen, J. H. Huggins, and A. Vehtari (2021). Challenges and opportunities in high-dimensional variational inference. In *Advances in Neural Information Processing Systems* 34, pp. 7787–7798.
- Dieng, A. B., D. Tran, R. Ranganath, J. Paisly, and D. M. Blei (2017). Variational inference via χ upper bound minimization. In *Advances in Neural Information Processing Systems* 30, pp. 2732–2741.
- Dua, D. and C. Graff (2017). UCL machine learning repository.
- Geffner, T. and J. Domke (2021). On the difficulty of unbiased alpha divergence minimization. In *Proceedings of the 38th International Conference on Machine Learning*, pp. 3650–3659.
- Gelman, A., J. B. Carlin, H. S. Stern, D. B. Dunson, A. Vehtari, and D. B. Rubin (2013). *Bayesian Data Analysis*. Chapman & Hall/CRC Texts in Statistical Science.
- Gelman, A. and J. Hill (2007). *Data Analysis Using Regression and Multilevel-Hierarchical Models*. Cambridge University Press.

- Gil, M., F. Alajaji, and T. Linder (2013). Rényi divergence measures for commonly used univariate continuous distributions. *Information Sciences* 249, 124–131.
- Giordano, R., T. Broderick, and M. I. Jordan (2018). Covariances, robustness, and variational bayes. *Journal of Machine Learning Research* 19, 1–49.
- Gronau, Q. F., H. Singmann, and E.-J. Wagenmakers (2020). bridgesampling: An R package for estimating normalizing constants. *Journal of Statistical Software* 92.
- Hernandez-Lobato, J., Y. Li, M. Rowland, T. Bui, D. Hernández-Lobato, and R. Turner (2016). Black-box alpha divergence minimization. In *Proceedings of the 33rd International Conference on Machine Learning*, pp. 1511–1520.
- Hobza, T., D. Morales, and L. Pardo (2009). *Statistical Methodology* 6, 424–436.
- Hoffman, M. D. and D. M. Blei (2015). Stochastic structured variational inference. In *Proceedings of the 18th International Conference on Artificial Intelligence and Statistics*, pp. 361–369.
- Horn, R. A. and C. R. Johnson (2012). *Matrix analysis*. Cambridge University Press.
- Huggins, J. H., M. Kasprzak, T. Campbell, and T. Broderick (2020). Validated variational inference via practical posterior error bounds. In *Proceedings of the 23rd International Conference on Artificial Intelligence and Statistics*, pp. 1792–1802.
- Johnson, M. J., D. K. Duvenaud, A. Wiltchko, R. P. Adams, and S. R. Datta (2016). Composing graphical models with neural networks for structured representations and fast inference. In *Advances in neural information processing systems* 29, pp. 2946–2954.
- Jordan, M. I., Z. Ghahramani, T. S. Jaakkola, and L. K. Saul (1999). An introduction to variational methods for graphical models. *Machine Learning* 37, 183–233.
- Kim, S., N. Shepard, and S. Chib (1998). Stochastic volatility: likelihood inference and comparison with arch models. *The Review of Economic Studies* 65, 361–393.
- Kucukelbir, A., D. Tran, R. Ranganath, A. Gelman, and D. Blei (2017). Automatic differentiation variational inference. *Journal of Machine Learning Research* 18, 1–45.
- Li, Y. and R. E. Turner (2016). Rényi divergence variational inference. In *Advances in Neural Information Processing Systems* 29, pp. 1073–1081.
- Liese, F. and I. Vajda (1987). *Convex Statistical Distances*. Leipzig: Teubner.
- MacKay, D. J. (2003). *Information theory, inference, and learning algorithms*.
- Margossian, C. C. and L. K. Saul (2023). The shrinkage-delinkage trade-off: An analysis of factorized gaussian approximations for variational inference. In *Proceedings of the 39th Conference on Uncertainty in Artificial Intelligence*, pp. 1358–1367.
- Meng, X. and S. Schilling (2002). Warp bridge sampling. *Journal of Computational and Graphical Statistics* 11, 552–586.

- Minka, T. (2005). Divergence measures and message passing. *Technical Report MSR-TR-2005-173*.
- Nordström, K. (2011). Convexity of the inverse and Moore-Penrose inverse. *Linear Algebra and Its Applications* 434, 1489–1512.
- Opper, M. and C. Archambeau (2009). The variational gaussian approximation revisited. *Neural Computation* 21(3), 786–792.
- Parisi, G. (1988). *Statistical Field Theory*. Addison-Wesley.
- Robert, C. P. and G. Casella (2004). *Monte Carlo Statistical Methods*. Springer.
- Rosenbrock, H. H. (1960). An automatic method for finding the greatest or least value of a function. *Computer Journal* 3, 175–184.
- Rubin, D. B. (1981). Estimation in parallelized randomized experiments. *Journal of Educational Statistics* 6, 377–400.
- Sountsov, P., A. Radul, and contributors (2020). Inference gym.
- Tomczak, J. M. (2022). *Deep generative modeling*. Springer.
- Turner, R. E. and M. Sahani (2011). Two problems with variational expectation maximisation for time-series models. In D. Barber, A. T. Cemgil, and S. Chiappa (Eds.), *Bayesian Time series models*, Chapter 5, pp. 109–130. Cambridge University Press.
- Vehtari, A., A. Gelman, T. Sivula, P. Jylanki, D. Tran, S. Sahai, P. Blomstedt, J. P. Cunningham, Schiminovich, and C. P. Robert (2020). Expectation propagation as a way of life: A framework for bayesian inference on partitioned data. *Journal of Machine Learning* 21, 1–53.
- Vehtari, A., D. Simpson, A. Gelman, Y. Yao, and J. Gabry (2024). Pareto smoothed importance sampling. *Journal of Machine Learning Research*. To appear.
- Wainwright, M. J. and M. I. Jordan (2008). *Foundations and Trends in Machine Learning* 1(1–2), 1–305.
- Wang, Y. and D. M. Blei (2018). Frequentist consistency of variational bayes. *Journal of the American Statistical Association* 114, 1147–1161.
- Yao, Y., A. Vehtari, D. Simpson, and A. Gelman (2018). Yes, but did it work?: Evaluating variational inference. In *Proceedings of the 35th International Conference on Machine Learning*, pp. 5577–5586.
- Zhang, L., B. Carpenter, A. Gelman, and A. Vehtari (2022). Pathfinder: Parallel quasi-Newton variational inference. *Journal of Machine Learning Research* 23(306), 1–49.

A Additional details for experiments

A.1 Batch and Match algorithm for FG-VI

Batch and Match (BaM) (Cai et al., 2024, BaM) is an iterative algorithm for VI that attempts to estimate and minimize the reverse score-based divergence, $S(q||p)$. At each iteration, BaM minimizes a regularized objective function

$$\mathcal{L}^{\text{BaM}}(q) = \widehat{\mathcal{D}}_{q_t}(q||p) + \frac{2}{\lambda_t} \text{KL}(q||q_t), \quad (79)$$

where

- $q_t \in \mathcal{Q}$ is a current approximation,
- $\widehat{\mathcal{D}}_{q_t}(q||p)$ is a Monte Carlo estimator of the score-based divergence

$$\widehat{\mathcal{D}}_{q_t}(q||p) = \frac{1}{B} \sum_{b=1}^B \|\nabla \log q(\mathbf{z}^{(b)}) - \nabla \log p(\mathbf{z}^{(b)})\|_{\Psi}^2, \quad (80)$$

using draws $\mathbf{z}^{(b)} \sim q_t$.

- $\lambda_t > 0$ is the learning rate, or step size, at the t^{th} iteration.

Cai et al. (2024, Appendix C) derive the BaM updates which minimize eq. (79) when \mathcal{Q} is the family of Gaussian distributions with *dense* covariance matrices. In this appendix, we derive the analogous updates to minimize eq. (79) when \mathcal{Q} is the family of Gaussian distributions with *diagonal* covariance matrices. These were the updates used for the experiments in Section 5 of the paper.

We follow closely the derivation in Cai et al. (2024), noting only the essential differences for the case of FG-VI. We use $\mathbf{g}^{(b)} = \nabla \log p(\mathbf{z}^{(b)})$ as shorthand for the score at the b^{th} sample. As before, the following averages need to be computed at each iteration:

$$\bar{\mathbf{z}} = \frac{1}{B} \sum_{b=1}^B \mathbf{z}^{(b)}, \quad \bar{\mathbf{g}} = \frac{1}{B} \sum_{b=1}^B \mathbf{g}^{(b)}. \quad (81)$$

For FG-VI, we instead compute *diagonal* matrices \mathbf{C} and $\mathbf{\Gamma}$ with nonnegative elements

$$C_{ii} = \frac{1}{B} \sum_{b=1}^B \left(z_i^{(b)} - \bar{z}_i \right)^2, \quad \Gamma_{ii} = \frac{1}{B} \sum_{b=1}^B \left(g_i^{(b)} - \bar{g}_i \right)^2. \quad (82)$$

Let q_{t+1} denote the minimizer of eq. (79), with mean $\boldsymbol{\nu}_{t+1}$ and diagonal covariance matrix Ψ^{t+1} . The update for the mean takes the same form as in the original formulation of BaM:

$$\boldsymbol{\nu}^{t+1} = \frac{\lambda_1}{1 + \lambda_t} (\bar{\mathbf{z}} + \Psi^{t+1} \bar{\mathbf{g}}) + \frac{1}{1 + \lambda_t} \boldsymbol{\nu}^t. \quad (83)$$

To obtain the covariance update, we substitute this result into eq. (79) and differentiate with respect to the *diagonal* elements of Ψ^{t+1} . For FG-VI, we obtain a simple quadratic equation for each updated variance:

$$\left(\Gamma_{ii} + \frac{1}{1 + \lambda_t} \bar{g}_i^2 \right) (\Psi_{ii}^{t+1})^2 + \frac{1}{\lambda_t} \Psi_{ii}^{t+1} - \left(C_{ii} + \frac{1}{\lambda_t} \Psi_{ii}^t + \frac{(\nu_i^t - \bar{z}_i)^2}{1 + \lambda_t} \right) = 0. \quad (84)$$

Eq. (84) always admits a positive root, and for FG-VI, this positive root is the BaM update for the i^{th} diagonal element of Ψ^{t+1} .

At a high level, BaM works the same way with diagonal covariance matrices as it does with full covariance matrices. Each iteration involves a *batch* step which draws the B samples from q_t and a *match* step that performs the calculations in eqs. (81-84). We find a constant learning rate $\lambda_t=1$ to work well for the experiments in Section 5.

A.2 Models from the inference gym

In this appendix, we provide details about the models and data sets from the **inference gym** used in Section 5.

Rosenbrock Distribution. ($n=2$) A transformation of a normal distribution, with non-trivial correlations (Rosenbrock, 1960). The contour plots of the density function have the shape of a crescent moon. The joint distribution is given by:

$$p(z_1) = \text{normal}(0, 10) \tag{85}$$

$$p(z_2|z_1) = \text{normal}(0.03(z_1^2 - 100), 1). \tag{86}$$

We use FG-VI to approximate $p(z_1, z_2)$.

Eight Schools. ($n=10$) A Bayesian hierarchical model of the effects of a test preparation program across 8 schools (Rubin, 1981):

$$p(\mu) = \text{normal}(5, 3^2) \tag{87}$$

$$p(\tau) = \text{normal}^+(0, 10) \tag{88}$$

$$p(\theta_i|\mu, \sigma) = \text{normal}(\mu, \tau^2) \tag{89}$$

$$p(y_i|\theta_i) = \text{normal}(\theta_i, \sigma_i^2), \tag{90}$$

where normal^+ is a normal distribution truncated at 0. The observations are $\mathbf{x} = (y_{1:8}, \sigma_{1:8})$ and the latent variables are $\mathbf{z} = (\mu, \tau, \theta_{1:8})$. We use VI to approximate the posterior distribution $p(\mathbf{z}|\mathbf{x})$.

German Credit. ($n = 25$) A logistic regression applied to a credit data set (Dua and Graff, 2017), with covariates $\mathbf{x} = x_{1:24}$, observations $\mathbf{y} = y_{1:24}$, coefficients $\mathbf{z} = z_{1:24}$ and an intercept z_0 :

$$p(\mathbf{z}) = \text{normal}(0, \mathbf{I}_n), \tag{91}$$

$$p(y_i|\mathbf{z}, \mathbf{x}) = \text{Bernoulli}\left(\frac{1}{e^{-\mathbf{z}^T \mathbf{x}_i - z_0}}\right) \tag{92}$$

We use FG-VI to approximate $p(\mathbf{z}|y_i, \mathbf{x})$.

Radon Effect. ($n=91$) A hierarchical model to measure the Radon level in households (Gelman and Hill, 2007). Here, we restrict ourselves to data from Minnesota. For each household, we have three covariates, $\mathbf{x}_i = x_{i,1:3}$, with corresponding coefficients $\mathbf{w} = w_{1:3}$, and a county level covariate, $\theta_{j[i]}$, where $j[i]$ denotes the county of the i^{th} household. The model is:

$$p(\mu) = \text{normal}(0, 1) \tag{93}$$

$$p(\tau) = \text{Uniform}(0, 100) \tag{94}$$

$$p(\theta_j | \mu, \tau) = \text{normal}(\mu, \tau^2) \tag{95}$$

$$p(w_k) = \text{normal}(0, 1) \tag{96}$$

$$p(\sigma) = \text{Uniform}(0, 100) \tag{97}$$

$$p(\log y_i) = \text{normal}(\mathbf{w}^T \mathbf{x}_i + \theta_{j[i]}, \sigma^2). \tag{98}$$

We use FG-VI to approximate $p(\mu, \tau, \theta, \mathbf{w}, \sigma | \mathbf{x}, y)$.

Stochastic volatility. ($n=103$) A time series model with 100 observations. The original model by Kim et al. (1998) is given by:

$$p(\sigma) = \text{Cauchy}^+(0, 2) \tag{99}$$

$$p(\mu) = \text{exponential}(1) \tag{100}$$

$$p((\phi + 1)/2) = \text{Beta}(20, 1.5) \tag{101}$$

$$p(z_i) = \text{normal}(0, 1) \tag{102}$$

$$h_1 = \mu + \sigma z_1 / \sqrt{1 - \phi^2} \tag{103}$$

$$h_{i>1} = \mu + \sigma z_i + \phi(h_{i-1} - \mu) \tag{104}$$

$$p(y_i | h_i) = \text{normal}(0, \exp(h_i/2)). \tag{105}$$

The original model was developed for a time series of 3000 observations, but we only work with the first 100 observations. For these observations, we use FG-VI to model $p(\sigma, \mu, \phi, \mathbf{z} | \mathbf{y})$.