

---

# What if...?: Counterfactual Inception to Mitigate Hallucination Effects in Large Multimodal Models

---

Junho Kim\*, Yeon Ju Kim\*, Yong Man Ro†

Integrated Vision and Language Lab, KAIST, South Korea  
{arkimjh, yeonju7.kim, ymro}@kaist.ac.kr

## Abstract

This paper presents a way of enhancing the reliability of Large Multimodal Models (LMMs) in addressing hallucination effects, where models generate incorrect or unrelated responses. Without additional instruction tuning paradigm, we introduce Counterfactual Inception, a novel method that implants counterfactual thoughts into LMMs using carefully chosen, misaligned counterfactual keywords. This method is grounded in the concept of counterfactual thinking, a cognitive process where humans consider alternative realities and outcomes. By applying this human-like reasoning mechanism to LMMs, we aim to reduce hallucination effects and improve the models' trustworthiness. We also propose Dual-modality Verification Process (DVP), a rigorous framework for selecting optimal counterfactual keywords to trigger counterfactual thinking into LMMs, concurrently considering visual and linguistic context. Our extensive experiments across various LMMs, including both open-source and proprietary models, corroborate that our method significantly mitigates hallucination phenomena across different datasets.

## 1 Introduction

After witnessing the great success of Large Language Models (LLMs)-based products, such as OpenAI ChatGPT [40] and Google Gemini [15], the emergence of Large Multi-modal Models (LMMs) naturally followed as the next step towards a unified, general-purpose AI system [37, 65, 1]. In the vision research community, various works [26, 25, 69] have actively resorted LMMs into the vision models due to their remarkable capability of providing off-the-shelf or zero-shot performance. Especially when it comes to in-context learning [6, 1], prompt engineering [68, 7, 16], and chain-of-thought [59, 22, 66, 8], vision models can exploit LLMs' capabilities into the more generalized multi-modal applications such as visual understanding and reasoning under user-assistant interactive systems [63, 18].

Albeit the recent breakthroughs of multi-modal instruction tuning approaches [12, 33] that unlock enhanced visual proficiency by aligning model responses with human-specific instructions, it is no longer secret that they still struggle with inevitable hallucination effects in their responses [30, 67]. The hallucination effects in LMMs involve false premises, where the models generate incorrect, nonsensical, or unrelated responses associated with the vision inputs. As exemplified in the middle of fig. 1, LMMs occasionally generate contents that are either factually incorrect or not grounded in the image they receive. These confusing responses not only fail to capture the true intentions of the users, but more importantly, they can lead to an over-reliance problem. This is especially concerning in scenarios with information asymmetry, where issues of trustworthiness and applicability are crucial such as in safety-critical areas [2, 58, 48]. To alleviate hallucination effects in LMMs, recent studies have been proposed in the context of curated instruction-tuning [30, 55], or cue-augmented

---

\*Equal contribution. † Corresponding author.

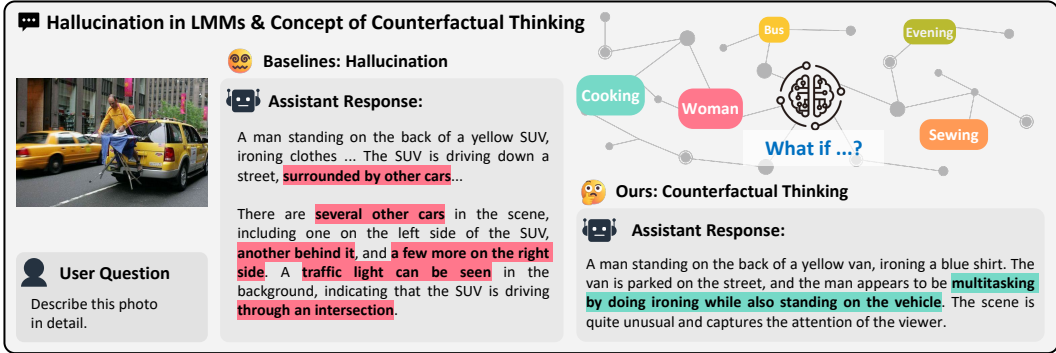


Figure 1: Overall concept of implanting counterfactual thoughts into LLMs. By considering *what if...?* scenarios using counterfactuals (*e.g.*, woman, bus, cooking, etc.) that are imaginable from the visual input, LLMs can mitigate hallucination effects without additional instruction-tuning, as indicated by the green markings.

methods [56, 61, 67, 10] using external solvers. However, they require additional computation for the training on tailored instruction or labor-intensive resources and studies to fine-tune the models [50, 64]. To step out such limitations and mitigate hallucinations in a training-free manner, we present a novel way of eliciting the reasoning capabilities of exceptionality inhered within off-the-shelf LLMs by utilizing counterfactual thinking.

In our daily life, we ponder possibilities of *what if...?* scenarios at least once in awhile; these sorts of thoughts can be termed as *counterfactual* that is contrary to what actually happened [39, 13]. By focusing on how events might have unfolded differently if we had taken alternative actions, we can identify better self-understand of the perceived reality and exert more control on the current. In addition, these conscious thoughts can potentially give us a chance to make different choices in the future without making mistakes [45]. Motivated by such human tendency, we aim to delve into the following question: "*Can we elicit rational counterfactual thinking under what-if scenarios and mitigate hallucination effects in LLMs' responses?*".

To address the question, our study begins with comprehensive investigation on the role of counterfactual thinking in LLMs' responses. We first hypothesize that deliberately deviated language keywords place additional information in the context, during inference. We demonstrate that this counterfactual approach is indeed helpful to mitigate hallucination effects, similar to human perception (see section 3). A concise overview of our concept is illustrated in fig. 1 (right). As in the figure, when presented with imaginative yet rational counterfactual keywords, LLMs show better alignment with factual scenarios for the given visual inputs and user instruction. This process enables LLMs to refine their hallucinatory responses by considering the differences between the factual and counterfactual scenarios in a contrastive manner.

Based on our exploration for the role of counterfactual thinking, we propose Counterfactual Inception, a novel method of implanting counterfactual thoughts into LLMs using inconsistent counterfactual keywords, against given visual context. Our approach can enhance reliability of LLMs in their responses by exposing them towards exceptional reality within a contrastive environment. To consistently prompt LLMs to engage in counterfactual thinking, our strategy focuses on the competent selection of optimal counterfactual keywords for triggering the thought process. Accordingly, we present Dual-modality Verification Process (DVP), a solid framework to filter out the suboptimal keywords within rigorous vision-language context verification. Through extensive analyses on recent LLMs including open-source [31, 57, 4] and proprietary models [15, 42], we corroborate that Counterfactual Inception helps to alleviate hallucination phenomena in general across various dataset [33, 28, 50, 51]. Our approach demonstrates the potential of counterfactual thinking as not only a cognitive process but also as a practical approach for developing more trustworthy AI systems.

Our contributions can be summarized into three folds: (i) we introduce Counterfactual Inception, a novel method that embeds counterfactual thinking into LLMs using deliberately deviated language keywords to mitigate hallucination effects, (ii) we present Dual-modality Verification Process (DVP), a rigorous framework designed to refine the selection of counterfactual keywords, ensuring the optimal trigger of counterfactual thoughts in LLMs, and (iii) Through extensive experiments and

analyses on various LMMs, including both open-source and proprietary models, we provide empirical evidence that Counterfactual Inception effectively reduces the hallucination phenomena across different datasets.

## 2 Related Work

**Vision-Language Large Multimodal Models.** The release of open-sourced LLMs [52, 11] has spurred active research towards more generalized domain integration, especially vision-language (VL) modalities (Large Multimodal Models — LMMs). By using the language models as linguistic channels, LMMs can integrate visual information into broader range of VL understanding tasks [17, 60, 38]. After the surge of VL learning [27, 26, 63] facilitated cross-modal alignment, recent prevalent approach for advanced LMMs is on to adopt visual instruction-tuning [12, 33] on various datasets. LLaVA series [33, 31, 32] has paved the way for building a general-purpose AI model capable of interacting freely and adapting to users’ instructions. Along with such paradigm, a wide range of advanced architectures and adaptations to specific domains [29, 24] have actively emerged. Additionally, numerous proprietary LMMs are expanding their capabilities into vision tasks, as evidenced by the release of products such as Qwen-VL [4] from Alibaba Group, Gemini Vision [15] from Google, and GPT-4V [42] from OpenAI, which allow users to interact with the models for the analysis of image inputs.

**Hallucination Effects in Large Multimodal Models.** Despite the remarkable advancements of LMMs, the major issue of hallucination still persists in their responses. Hallucination refers to the phenomenon where generated textual expressions are inconsistent with the accompanying image, one of the long-standing challenges in image captioning [46]. When it comes to LMM, this problem is exacerbated due to their use of the expressive capabilities of LLMs, which enable more detailed and rich descriptions [20]. As their representation becomes abundant, the complexity of hallucinations also increases, leading to a multifaceted issue. This includes challenges such as: (i) the scarcity of large-scale image-text instruction pairs [30], and (ii) the entropic gap between visual and textual data [50], which becomes evident during the process of aligning modalities.

In the context of fine-tuning LMMs, recent works have explored various methods, including fine-tuning existing LMMs with robustly generated instructions [30, 55], implementing multi-step LMM-aided reasoning [56, 61, 67, 10], and utilizing Reinforcement Learning from Human Feedback (RLHF) [50, 64] for providing human feedback instructions. We encourage readers to refer a recent hallucination survey compilation [34] for more up-to-date works. Additionally, several works have facilitated contrastive approaches not only in the context of LMMs [23, 19], but also in LLMs [21, 14] to self-refine models’ responses. Our counterfactual-based method aligns with contrastive approaches; however, we emphasize its significant mitigation of hallucination effects, achieved without additional training or human-resource instructions.

## 3 The Role of Counterfactual Thinking

The concept of counterfactual thinking in LMMs revolves around the generation of what-if scenarios, a critical aspect for enhancing the model’s understanding and predictive capabilities considering exceptionality. We first delve into the rationale of counterfactual thinking and its effectiveness in alleviating hallucination, particularly in relation to visual understanding and their response generation.

### 3.1 Implanting Counterfactual Thinking via Misaligned Keywords

What would be a feasible approach for implanting counterfactual thoughts into LLMs to trigger counterfactual alternative in their thinking? Our answer is harnessing counterfactual keywords that act as ideal catalyst for eliciting nuanced and diverse counterfactual reasoning [54]. The keywords serve as minimal information, ensuring that the models are not constrained by tight predictive bounds. This approach allows LMMs to fully employ their predictive powers, enabling them to explore a broad spectrum of potential outcomes.

In other words, for the given visual inputs, the clear form of counterfactual keywords introduces mismatched elements to induce the model into considering alternative scenarios, which is crucial for maintaining simplicity and precision in complex counterfactual analyses. A single keyword can

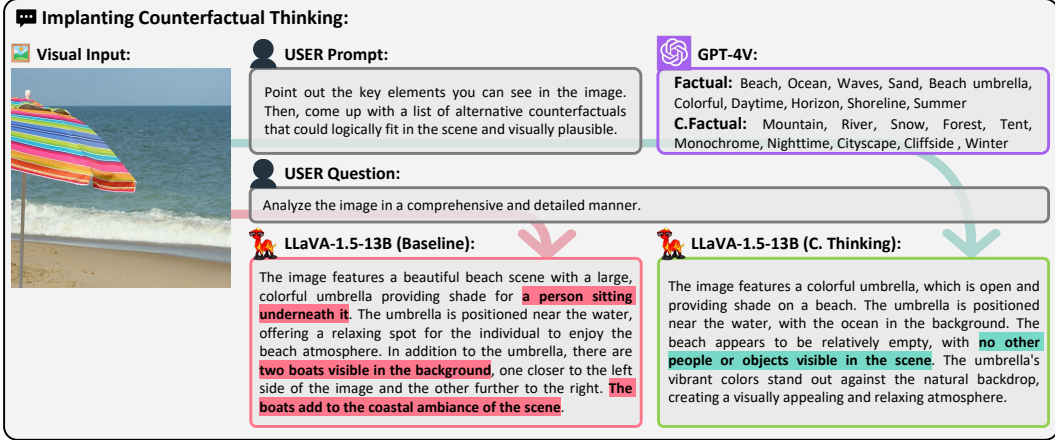


Figure 2: The comparison between LLaVA-1.5 [31] model and its counterfactual variation. Counterfactual keywords by GPT-4V [42] are used to conditional inference process.

span multiple interpretations and results, encouraging the model to explore various possibilities. This advantage to generate diverse scenarios from a single cue augments the model’s predictive prowess and its understanding into various contexts. Furthermore, by combining these keywords, they can be seamlessly integrated within visual context, rendering them versatile and adaptable to the scenarios.

As an initial approach of counterfactual thinking, we instruct GPT-4V [42] to identify factual keywords that accurately represent the current reality depicted in the given image as a starting point. While using factual keywords directly seems straightforward, it is important to acknowledge the limitations of such method. Relying solely on factual keywords can result in a limited range of responses and potentially lead to error accumulation in LMMs, as analyzed in section 5.4. Instead, we add directives to extract the corresponding counterfactual keywords, which embody a visual proximity yet inconsistency with the model’s perceived reality (see Appendix. A for detailed instruction). fig. 2 illustrates the process of counterfactual thinking, which involves generating conditional responses for the targeted LMMs, facilitated by GPT-4V. This is achieved through the use of generated counterfactual keywords, importantly in a training-free manner.

### 3.2 Assessing Efficacy of Counterfactual Keywords for Hallucination

As illustrated in fig. 2, it is evident that counterfactual thinking can lessen the hallucination effects, compared to the baseline LMM model [31]. To further assess the efficacy of counterfactual thinking for the nonsensical phenomena, we conduct a human evaluation study comparing the baseline model with its counterfactual thinking variation using LLaVA-QA90 dataset [33], which includes 90 questions for the 30 images sampled from COCO dataset [9]. The dataset categorizes the questions into three types: *conversation*, *detail description*, and *complex reasoning*. Among these, we randomly selected 15 images from *detail description* category, where the questions require elaborate explanation for the visual contents in the images, such as "Describe the following image." or "What is this photo about?", which is an optimal evaluation to measure existence of hallucination in LMMs beyond closed question forms (e.g., yes/no questions).

We have recruited 10 participants from the crowdsourcing platform Prolific and asked them to respond to two consecutive questions for the two different response variations from LLaVA-1.5 (13B Vicuna [11]) — *i.e.*, the baseline and its counterfactual thinking version. For the initial question, we asked participants to identify and write down any inconsistent elements observed in the model’s description as keywords, which requires a careful comparison for the given image-response pairs. Subsequently, we requested them to assess the degree of consistency between the model’s description and the image (*i.e.*, consistency score), assigning a score on a scale from 1 to 5 (survey details in Appendix. B).

The graphical results in fig. 3(a) show that participants have rated the counterfactual thinking version with an average consistency score of 4.13 out of 5, which significantly exceeds that of the baseline model [31] scored 3.3. Moreover, when we calculated the average number of hallucinatory keywords

per image, as requested in the first question, we can observe that, in contrast to the baseline’s average of 1.7 per image, the counterfactual variation effectively reduces hallucination effects to 0.81 per image without the need for additional instruction training. Notably, for the original evaluation of *detailed description* (GPT-aided evaluation [33]), the implantation of counterfactual keywords also enhanced the results from 74.9 to 77.6 compared with the baseline.

### 3.3 The Counterfactual Selection is The Matter

After validating the effectiveness of counterfactual thinking in the inference phase of LLMs, we realize the necessity of exploration for the significance of selecting counterfactual keywords. Importantly, beyond using a proprietary model for counterfactual extraction, we investigate whether the current dominant open-/close-source LLMs possess the potential for self-generating counterfactual keywords. To assess such potential in a more challenging setting, we conduct an analysis using the in-the-wild dataset, LLaVA-Bench (In-the-Wild) [33].

In our comparative study illustrated in fig. 3(b), a significant variance emerges in the self-generation of counterfactual keywords among different models [31, 15, 42], GPT-4V [42] shows a significant level of proficiency, and show almost zero-overlap ratio (overlapped keyword ratio between the factual and counterfactual keywords that model generates) in their counterfactual keyword responses, akin to that of the human result. While the specifics of its training is confidential, it is likely attributed to its diverse training that includes a wide array of hypothetical and counterfactual scenarios found in various texts like literature and speculative fiction. Whereas, LLaVA-1.5 [31], and Gemini Pro exhibit substantially weaker capabilities and high overlapped ratio between factual and counterfactual keywords. This difference might be attributed to their training methodologies and limited data diversity. For instance, LLaVA-1.5, being optimized for specific tasks and limited instructions, which may not have been exposed to a broad range of counterfactual contents. Similarly, Gemini Pro [15], despite its advances, may lack sufficient training in speculative contexts necessary for effective counterfactual keyword generation — as a hypothesis, the size of the models could be a factor<sup>2</sup> influencing this capability.

Another discussion point is that humans seem to lack of competence in generating counterfactual keywords in this constrained study. For instance, we have observed that human evaluators, after viewing the *Mona Lisa*, noted down counterfactual keywords such as another famous masterwork, *Girl with a Pearl Earring*, or *Leonardo DiCaprio*, instead of *Leonardo da Vinci* as a word pun. Additionally, due to limited prior knowledge on diverse topics, humans show inconsistency in performing this specific task. Accordingly, in the following section, we posit GPT-4V as ultimate knowledge pool to derive competent counterfactuals and propose a new method of implanting the counterfactual thoughts into LLMs.

## 4 Optimal Counterfactual Keywords and Inception

**Preliminary.** We have identified that the extracted counterfactual keywords considerably affect the model responses. Before the details of our method, we formulate the earlier counterfactual thinking

<sup>2</sup>We are unable to directly compare these results due to the lack of API access for Gemini Ultra [15] and budget constraints. We will address this further in section 6



Figure 3: Evaluation on counterfactual thinking

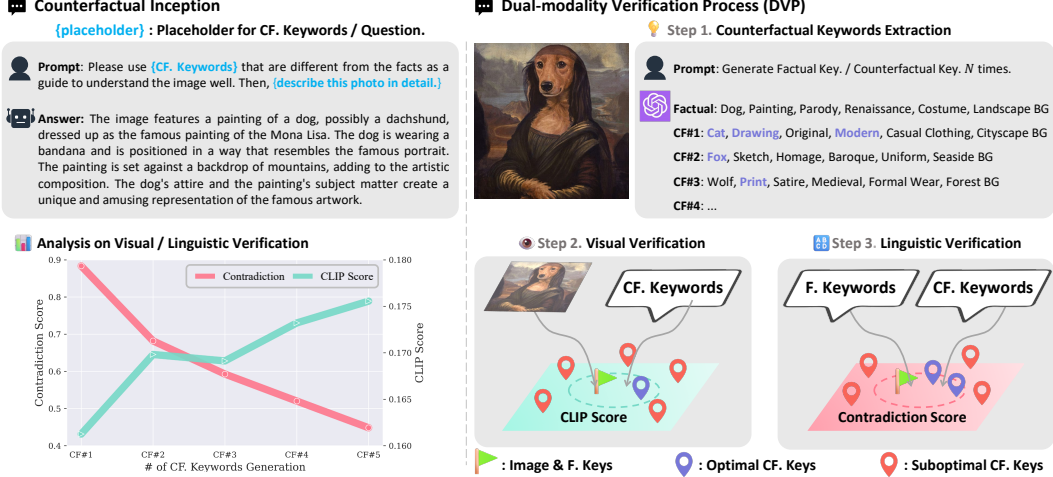


Figure 4: Overall process of DVP to assort competent counterfactual keyword and subsequent Counterfactual Inception for triggering counterfactual thoughts.

for better understanding. For the given LMMs  $M_\theta$ , parameterized with  $\theta$ , our objective is generating output sequences  $y_{<t+1} = [y_1, y_2, \dots, y_t]$  with given visual inputs  $x_v$  and linguistic instruction  $x_i$ . When incorporating generated counterfactual keywords  $k_c = [k_1, k_2, \dots, k_i]$ , aided by GPT-4V, we can represent their auto-regressive responses:

$$p_\theta(y \mid x_v, x_i, k_c) = \prod_{t=1}^T p_\theta(y_t \mid x_v, x_i, k_c, y_{<t}). \quad (1)$$

We build placeholders in the prompt, dynamically adapting to the each counterfactual keyword and user instructions for the visual input as in fig. 4 (See details in Appendix. C). Therefore, the key challenge lies in finding the optimal set of counterfactual keywords  $k_c^*$  that trigger specific thoughts, thereby enhancing the prediction of the models' output to ensuring their relevance.

#### 4.1 Dual-modality Verification Process (DVP)

To identify the optimal counterfactual keywords, we introduce a Dual-modality Verification Process (DVP), a rigorous framework for competent keywords selection. In the vision perspective, we utilize CLIP score [43] to assess visual similarity between generated counterfactual keywords  $k_c$  and the given image  $x_v$ , ensuring that the imagined counterfactuals are visually plausible and do not deviate significantly from the original image context. Concurrently, we employ NLI classification [5] to measure the relation score between factual keywords  $k_f$  and their corresponding counterfactual counterparts  $k_c$ . This linguistic analysis additionally ensures that the counterfactual keywords are logically coherent and distinct from the factual context in the linguistic representation space.

Specifically, as shown in fig. 4 (right), we follow the analogous prompt instructions as in section 3 to acquire factual and counterfactual keywords from GPT-4V, but we further ask the model to iterate the generation of counterfactual keywords  $N$  times recursively — the set of counterfactuals at  $n$ -th step are denoted as  $k_c^n$ , using keyword generation prompt  $x_p$ . Each iteration becomes progressively more akin to the factual keywords  $k_f$ , indicating a gradual visual convergence towards the actual contents in the visual input. Note that the cross verification (CLIP  $\uparrow$ , contradiction  $\downarrow$ ) for the iteration, is illustrated in fig. 4 (bottom-left). Therefore, we need a more sophisticated mechanism to filter out certain suboptimal keywords that could potentially hinder the counterfactual thinking of LMMs. For the  $N$  generated counterfactual keyword lists, we employ the aforementioned DVP for competent counterfactuals. Firstly, as visual verification, we filter out  $K\%$  of counterfactual keywords based on CLIP score, satisfying  $\{k_c^v \in k_c \mid \lambda_{\text{bot-}K\%} \leq \text{CLIP}(x_v, k_c) \leq \lambda_{\text{top-}K\%}\}$ , which drops visually irrelevant or overly similar keywords from the list in a visual perspective. Afterward, we further refine the list from a linguistic view using the relation score  $\mathcal{R}$  of NLI classification from [49], which is known as Recognizing Textual Entailment (RTE) task [5]. This entails ternary classification between hypotheses and premises, categorizing them into *entailment*, *neutral*, and *contradiction*. In the end, we

---

**Algorithm 1** Counterfactual Inception

---

**Require:** Visual Inputs  $x_v$ , User Instruction  $x_i$ , Keyword Prompt  $x_p$ , GPT-4V, LMM  $M_\theta$ , CLIP distance **CLIP**.

```
1: while  $n < N$  do                                     ▷ Keyword Pairs Generation
2:    $k_f^n, k_c^n \leftarrow \text{GPT-4V}(x_v, x_p)$ 
3:   set  $n \leftarrow n + 1$ 
4: end while
5:  $k_c^v \leftarrow \{k_c^v \in k_c \mid \lambda_{\text{bot-K}\%} \leq \text{CLIP}(x_v, k_c) \leq \lambda_{\text{top-K}\%}\}$            ▷ Visual Verification
6:  $k_c^* \leftarrow \{k_c^l \in k_c^v \mid \mathcal{R}_{\text{cont}}(k_f, k_c^v) \geq \tau\}$                                ▷ Linguistic Verification
7: Model Response  $\leftarrow M_\theta(x_v, x_i, k_c^*)$                                              ▷ Counterfactual Inception
```

---

filter out possibly synonymous keywords and select the optimal counterfactual keywords  $k_c^*$  satisfying their contradiction score,  $\mathcal{R}_{\text{cont}}(k_f, k_c^v) \geq \tau$ . The detailed process is outlined in algorithm 1.

## 4.2 Counterfactual Inception for Mitigating Hallucination

By exploiting two-modality verification, our approach provides a solid approach for generating optimal counterfactual keywords. Finally, we introduce Counterfactual Inception, a method for integrating counterfactual thoughts into the conditional inference phase of existing LMMs, in response to specific user instructions  $x_i$  using the curated counterfactual keywords. We emphasize that the entire process is conducted in a training-free manner. Through eq. (1), we can prompt LLMs to produce responses using the optimal counterfactual keywords  $k_c^*$ . The detailed inference is described in top-left of fig. 4 and algorithm 1. Please see further detailed prompt and inference process in Appendix. C.

Our approach, Counterfactual Inception, can impact the inference phase of LMMs as conditional anchors [44]. More critically, our method, based in exceptionality, substantially diminishes the probability of irrelevant or nonsensical responses, which are prevalent challenges in contemporary LLMs. Essentially, our method not only enhance the contextual relevance and factual accuracy of the model’s responses, but also encourages the exploration of diverse and alternative counterfactual scenarios.

## 5 Experiments

### 5.1 Baselines and Implementation Setup

**Baselines.** We adopt several mainstream or high-performing LMMs as our baseline models and compare them with their respective Counterfactual Inception versions. We can categorize the baselines into two subsets: (i) open-source: LLaVA-1.5 (13B) [31], CogVLM (17B) [57], Yi-VL (6B), Qwen-VL (7B) [4] and proprietary models: Google Gemini Pro [15] (model: `gemini-pro-vision`) and OpenAI GPT-4V [42] (model: `gpt-4-vision-preview`) (see Appendix. D).

**Implementation.** For generating counterfactual keyword candidates using GPT-4V, we heuristically set  $N$  to 5, as after five generations, the generated counterfactual keywords tend to converge visually towards the actual content in the given images. To configure the hyper-parameters for DVP, CLIP-ViT-L-336px [43] is employed as the visual verification model to estimate the cosine distance between visual inputs and the generated counterfactual keywords. We set  $K = 20\%$  to filter out visual outliers. As linguistic verification, we adopt RoBERTa-base [36], which is trained on various datasets [49] to conduct Recognizing Textual Entailment (RTE) task [5], with hyper-parameter of contradiction score  $\tau = 0.9$  to eliminate suboptimal keywords within the linguistic context (see Appendix. D).

### 5.2 Benchmarks and Evaluation Metrics.

In contrast to the standard evaluation protocol for assessing the general vision-language understanding of LMMs, the benchmarks for hallucination can be categorized into two types [34]: (i) Hallucination discrimination (closed question), which aims to select the correct answers from given options, and (ii) Non-hallucinatory generation, to measure the more broader spectrum of the hallucination phenomena

in LLMs’ responses. This can be measured either by a rule-based method or by a model such as text-only GPT-4 [41]. For the former benchmark evaluation, we utilize POPE [28] and MMVP [51], while for the latter, we employ LLaVA-Bench (In-the-Wild) [33] and MMHal-Bench [50].

**POPE** is designed to detect object hallucinations using 9,000 image-question pairs. The questions are about the presence of objects (e.g., "Is there a person in the image?") and are categorized into three sampling settings based on the selection method of nonexistent objects: *random*, *popular*, and *adversarial*. In the random setting, nonexistent objects are chosen randomly. In the popular setting, objects are selected from a pool of those most frequently occurring, whereas in the adversarial setting, objects that often co-occur but are absent in the image are chosen. In our experiment, we focus exclusively on *adversarial* setting, as it is the most challenging setting than the others and better represents the complex hallucination aspects of real-world adaptation. The evaluation metrics used are accuracy, precision, recall, and F1-score.

**MMVP** (Multimodal Visual Patterns) aims to identify *CLIP-blind pairs* that are considered similar by CLIP but have distinct visual semantics. It contains 150 pairs with 300 questions across 9 visual patterns: Orientation and Direction (🌀), Presence of Specific Features (🔍), State and Condition (🔄), Quantity and Count (👤), Positional and Relational Context (📍), Color and Appearance (🎨), Structural and Physical Characteristics (⚙️), Text (📄), Viewpoint and Perspective (📷). The questions are carefully designed to ask the details that CLIP vision encoder ignores and provides two options to select (e.g., "Where is the yellow animal’s head lying in this image? (a)Floor (b)Carpet). Accuracy is used as the evaluation metric for each of the 9 visual patterns.

**LLaVA-Bench (In-the-Wild)** is a benchmark for evaluating image understanding of LMMs in-the-wild environment. It consists of 24 images and 60 questions in total. The benchmark features a diverse range of scenarios and styles, including indoor photos, outdoor photos, paintings, memes, etc. Each sample consists of an image followed by several questions, which are categorized into three types: *conversation*, *detailed description*, and *complex reasoning*. The evaluation employs a GPT-aided method [41] to assess the quality of responses. In this process, images, ground-truth textual descriptions, and questions are provided as input to GPT-4. The evaluation criteria include helpfulness, relevance, accuracy, and level of detail. Each sample is scored on a scale from 1 to 10, with a higher score indicating better performance.

**MMHal-Bench** focuses on the evaluation of the degree of hallucination, which is different from the previous LMM benchmarks [35], with GPT-4. The question, response, category names of the image content, and human-generated answer are provided as input to GPT-4. Then, GPT-4 measures the severity of hallucination in a range of 0 to 7. The higher score denotes less hallucination. The questions can be sorted into 8 types: object attribute, adversarial object, comparison, counting, spatial relation, environment, holistic description, and others.

### 5.3 Experimental Evaluations

**Results on Discriminative Benchmarks.** The evaluation for discriminative benchmarks is summarized in table 1. As in the figure, we can observe that overall performances have improved compared to the baselines after adopting our methods. Especially, as analyzed in [30], the composition of POPE focuses solely on questioning the existence of objects, rather than their absence (e.g., "Is there {something} in the image?"). The combinatorial results of a high F1 score, but low yes-ratio and recall, indicate that our method effectively mitigates hallucination by cautiously affirming *yes* for the existence of objects (i.e., the model does not often *make up* objects). We further compare our method with baselines comprehensively for the 9 distinct visual patterns in MMVP. table 1 illustrates the enhancements of average accuracy following the application of our method. Notably, Qwen-VL model demonstrates a significant 12.6% boost in overall accuracy, primarily driven by substantial improvements exceeding 20% in object counting, as well as in sectors related to object attributes. LLaVA-1.5, CogVLM, and Yi-VL also show overall advancements, especially in the object-related visual pattern, attribute-related visual pattern and text. Gemini achieved performance improvements in "Viewpoint and Perspective", while GPT-4V achieved significant performance enhancements in "Presence of Specific Features".

**Results on Generative Benchmarks.** For the generative benchmarks, as presented in table 2, our method enhances the overall performance on both LLaVA-Bench (in-the-wild) and MMHal-Bench benchmarks using GPT-aided evaluation. Each model shows improvements on LLaVA-Bench after



Model	POPE					MMVP										Avg
	Acc	Prec	Rec	F1	Yes	🕒	🔍	🔄	📏	👤	🎨	⚙️	A	📷		
Open-Source																
LLaVA-1.5-13B	84.1	90.9	75.7	82.6	41.7	0.0	53.3	30.8	10.0	40.0	50.0	27.3	12.5	16.7	30.7	
+Ours	<b>85.7</b>	<b>95.5</b>	74.9	<b>84.7</b>	38.4	<b>11.1</b>	<b>63.3</b>	<b>34.6</b>	<b>20.0</b>	<b>45.0</b>	<b>60.0</b>	<b>31.8</b>	<b>25.0</b>	16.7	<b>38.0</b>	
CogVLM-17B	85.8	83.9	88.6	86.2	52.8	22.2	30.0	46.2	20.0	35.0	70.0	31.8	25.0	16.7	34.0	
+Ours	<b>88.5</b>	<b>91.5</b>	84.9	<b>88.1</b>	46.4	<b>27.8</b>	<b>40.0</b>	46.2	20.0	<b>40.0</b>	70.0	<b>36.4</b>	<b>37.5</b>	<b>33.3</b>	<b>39.3</b>	
Qwen-VL-Chat	84.3	94.2	73.0	82.3	38.7	27.8	46.7	11.5	20.0	10.0	40.0	18.2	12.5	33.3	24.7	
+Ours	<b>86.3</b>	<b>99.6</b>	72.8	<b>84.1</b>	36.5	<b>44.4</b>	<b>53.3</b>	<b>19.2</b>	<b>50.0</b>	<b>35.0</b>	<b>70.0</b>	<b>22.7</b>	12.5	33.3	<b>37.3</b>	
Yi-VL-6B	80.2	87.2	70.7	78.1	40.6	33.3	36.7	23.1	20.0	30.0	50.0	27.3	12.5	0.0	28.7	
+Ours	<b>81.3</b>	<b>94.6</b>	66.5	78.1	35.1	16.7	<b>43.3</b>	23.1	<b>30.0</b>	30.0	<b>60.0</b>	<b>40.9</b>	<b>37.5</b>	0.0	<b>32.7</b>	
Proprietary models																
Gemini Pro	83.2	90.0	74.7	81.7	41.5	27.8	53.3	42.3	30.0	45.0	50.0	40.9	12.5	33.3	40.7	
+Ours	<b>87.8</b>	<b>93.8</b>	80.9	<b>86.9</b>	43.1	<b>38.9</b>	50.0	<b>50.0</b>	<b>40.0</b>	45.0	50.0	27.3	<b>25.0</b>	<b>66.7</b>	<b>43.3</b>	
GPT-4V	82.7	85.5	78.8	82.0	46.1	38.9	46.7	50.0	40.0	30.0	70.0	31.8	62.5	83.3	45.3	
+Ours	<b>86.8</b>	<b>88.2</b>	<b>85.0</b>	<b>86.6</b>	48.2	38.9	<b>70.0</b>	<b>57.7</b>	<b>50.0</b>	<b>45.0</b>	<b>80.0</b>	<b>36.4</b>	50.0	50.0	<b>53.3</b>	

Table 1: Evaluation results on discriminative benchmarks. We focus on the most challenging category *adversarial* for POPE [28]. The each column symbol in MMVP [51] indicates 9 different visual patterns. We refer [51] for subset details.

Model	LLaVA-Bench (In-the-Wild)				MMHal-Bench									
	Conv	Detail	Comp	All(↑)	Attr	Adv	Comp	Count	Rel	Env	Hol	Other	All(↑)	Hal(↓)
Open-Source														
LLaVA-1.5-13B	71.4	56.9	76	69.9	2.92	1.75	2.67	2.25	2.00	3.50	2.42	2.00	2.44	0.49
+Ours	<b>73.0</b>	<b>60.0</b>	<b>78.5</b>	<b>72.2</b>	2.17	<b>3.00</b>	2.33	<b>2.42</b>	2.00	3.25	<b>2.75</b>	<b>2.50</b>	<b>2.55</b>	<b>0.47</b>
CogVLM-17B	77.3	74.4	79.5	77.6	3.83	2.25	2.92	2.50	2.83	3.33	2.42	3.75	2.98	0.39
+Ours	73.9	<b>78.9</b>	<b>83.5</b>	<b>79.5</b>	3.58	<b>2.42</b>	<b>3.75</b>	<b>2.67</b>	<b>3.17</b>	<b>6.37</b>	<b>2.92</b>	3.50	<b>3.21</b>	<b>0.29</b>
Qwen-VL-Chat	63.6	54.5	68.6	63.6	3.42	3.08	3.17	2.00	2.33	3.25	2.33	2.67	2.78	0.34
+Ours	<b>68.5</b>	<b>60.4</b>	65.7	<b>65.3</b>	<b>4.00</b>	<b>3.50</b>	<b>3.33</b>	<b>2.42</b>	<b>3.08</b>	3.25	2.25	<b>3.25</b>	<b>3.14</b>	<b>0.23</b>
Yi-VL-6B	54.6	54.2	58.1	56.1	3.17	0.08	2.92	2.00	2.00	2.75	2.08	2.25	2.16	0.55
+Ours	47.2	54.1	<b>66.0</b>	<b>57.4</b>	<b>3.42</b>	<b>0.75</b>	<b>3.08</b>	1.50	<b>2.75</b>	<b>3.08</b>	1.92	<b>2.75</b>	<b>2.41</b>	<b>0.44</b>
Proprietary models														
Gemini Pro	87.7	68.6	76.3	77.8	3.50	2.50	3.00	2.67	3.42	2.83	2.83	2.50	2.91	0.35
+Ours	<b>92.1</b>	<b>75.2</b>	<b>82.3</b>	<b>83.3</b>	2.92	<b>2.58</b>	<b>3.08</b>	<b>2.75</b>	2.75	<b>3.75</b>	2.83	<b>3.42</b>	<b>3.01</b>	<b>0.31</b>
GPT-4V	94.8	94.9	102.7	98.5	3.25	4.67	4.42	2.17	4.33	4.33	2.75	3.18	3.62	0.31
+Ours	<b>95.5</b>	<b>98.3</b>	<b>104.1</b>	<b>100.2</b>	3.00	4.00	4.42	<b>2.50</b>	<b>4.50</b>	3.92	<b>4.17</b>	<b>3.25</b>	<b>3.72</b>	<b>0.22</b>

Table 2: Evaluation results on generative benchmarks, including LLaVA-Bench (In-the-Wild): three categories, and MMHal-Bench: eight different hallucinatory types.

implanting Counterfactual Inception, in particular, exhibiting remarkable improvements with Gemini. Notably, the result of *detail description* category displays the largest increases, indicating a more detailed explanation without hallucination effects. The results of MMHal-Bench indicate enhancements in scores and hallucination reduction rates across models through our method. Improvements are noticeable in addressing adversarial object recognition, counting, and spatial relation tasks.

### Qualitative Results.

The case studies are depicted in fig. 5 across various image-question pairs from different sources, highlighting the effectiveness of Counterfactual Inception in mitigating hallucinations. In the first row, our method accurately counts uncut fruits (left), and reveals the susceptibility of LMMs to adversarial questions that prompt responses featuring objects not present in the image (right). While the baseline incorrectly identifies a woman riding a motorcycle, our method accurately states that no one is riding it. In the image on the second row, although there are only two visible players in the scene, the baseline incorrectly describes there being many players. In contrast, our method accurately depicts the scene as having two players with a large crowd in the background. Similarly, in the last example, our method precisely understands the direction of giraffe’s head (see Appendix. E for more results and failure cases).

### 5.4 Ablation Study and Analysis on Counterfactual Inception

**Ablation on DVP.** In order to select optimal counterfactual keywords set, DVP filters them out based on CLIP score and contradiction score from RTE classification. To verify the effectiveness of verification process, we conduct ablation studies of using CLIP score (VV: Visual Verification) and contradiction score (LV: Language Verification) on LLaVA-Bench (In-the-Wild). As in section 5.3(a), we verify significant performance improvements when using dual verification than using either one alone. These results demonstrate that a synergistic effect, achieved by concurrently considering

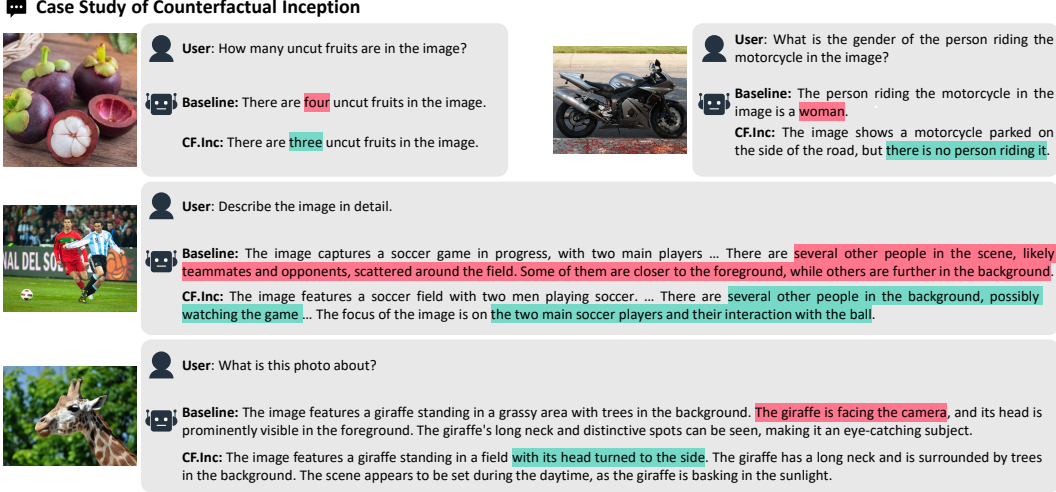


Figure 5: Selected qualitative results for baseline [31] and its variation using Counterfactual Inception (CF.Inc), demonstrating mitigated hallucination phenomena.

(a) Ablation study on visual and linguistic modality verification in DVP.

VV	LV	Conv	Detail	Comp	Overall
✗	✗	51.7	57.7	71.6	62.1
✓	✗	57.2	58.7	69.3	63.1
✗	✓	63.5	56.1	70.4	64.8
✓	✓	<b>73.0</b>	<b>60.0</b>	<b>78.5</b>	<b>72.2</b>

(b) Advantages of using counterfactual keywords and verification.

F.	CF.	Conv	Detail	Comp	Overall
25%	75%	58.4	47.2	62.8	57.5
50%	50%	63.5	49.6	70.5	63.2
75%	25%	68.0	56.1	68.6	65.3
Random		67.6	50.8	76.0	67.2
Ours		<b>73.0</b>	<b>60.0</b>	<b>78.5</b>	<b>72.2</b>

Table 3: Ablation study on DVP and analysis of the benefits of employing counterfactual keywords on LLaVA-1.5-13B [31] using LLaVA-Bench (In-the-Wild) dataset.

in both the visual and linguistic representation, is helpful in selecting the optimal counterfactual keywords.

### Advantages of Eliciting Counterfactual Thinking

We additionally analyze the feasibility of using counterfactual keywords rather than factual ones. As we mentioned about the role of counterfactuals in section 3, extracting counterfactuals from LMMs is significantly simpler and more reliable than extracting factual ones. This difference is primarily due to the possible error accumulation in estimating whole factual information that cannot always be assured from LMMs, whereas counterfactuals, being literally errors, are inexpensive to obtain (e.g., Imagine. It is easier to miss the target than to hit it in archery).

Assuming that extracting perfect factual keywords is costly, we conduct an ablation with contaminated factual keywords to investigate how erroneous ones hinder image understanding. We manipulate keywords to include different proportions of factual terms ([25% 50%, and 75%], with the remainders with counterfactuals. Then, we prompt LLaVA-1.5 [31] to leverage these factual keywords as hints to generate outputs. The results in section 5.3(b) show that using factual keywords with a small degree of contamination significantly impairs performance. Notably, utilizing random keywords as our approach results in improved performance than using corrupted factual ones. These results further highlight the effectiveness of our method implanting counterfactual thoughts.

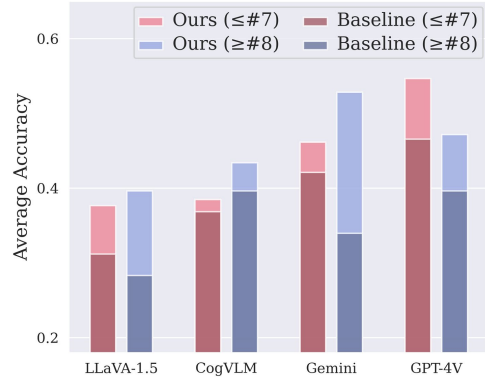


Figure 6: Analysis of performance across contexts with different levels of information on MMVP.

**Analysis on Information Levels.** We observe that GPT-4V extracts a varying number of keywords for each image, which leads us to question whether the amount of information in an image, as reflected by the number of extracted keywords, affects hallucinatory responses. To investigate this, we analyze on MMVP benchmark, which provides a comprehensive evaluation of various visual patterns understanding. We categorize samples into two groups based on the keyword count: low-informative ( $\leq \#7$ ) and high-informative ( $\geq \#8$ ). As in fig. 6, we can observe notable improvements after adopting our method, especially in high-informative visual inputs. These results demonstrate that our method effectively reduces hallucinations in more complex and information-rich visuals, which are otherwise prone to hallucination effects.

## 6 Discussion and Conclusion

**Discussion** Despite the significant hallucination mitigation results, our study is constrained in exploring tests across various model sizes due to budget and resource limitations. Moreover, our focus is primarily on visual hallucinations for the given image, without regard to incorrect knowledge itself, which is also an active area of research. We hope our novel counterfactual approach sheds some light on addressing these broader challenges in LMMs’ reliability for future work.

**Conclusion** In this work, our proposed method, Counterfactual Inception in Large Multi-modal Models (LMMs) highlights its effectiveness in reducing hallucination effects. By embedding counterfactual thinking through specific keywords, this approach improves the reliability and trustworthiness of LMMs’ responses. The introduction of Dual-modality Verification Process (DVP) further ensures the precision of selecting counterfactual keywords effectively implanting counterfactual thoughts. Our extensive validation across various models and datasets confirms the potential of counterfactual thinking in enhancing inference of LMMs, bridging a gap between human cognitive processes and AI reasoning.

## References

- [1] Jean-Baptiste Alayrac, Jeff Donahue, Pauline Luc, Antoine Miech, Iain Barr, Yana Hasson, Karel Lenc, Arthur Mensch, Katherine Millican, Malcolm Reynolds, et al. Flamingo: a visual language model for few-shot learning. *Advances in Neural Information Processing Systems*, 35:23716–23736, 2022.
- [2] Giovanni Apruzzese, Michele Colajanni, Luca Ferretti, and Mirco Marchetti. Addressing adversarial attacks against security systems based on machine learning. In *International Conference on Cyber Conflict*, volume 900, pages 1–18. IEEE, 2019.
- [3] Jinze Bai, Shuai Bai, Yunfei Chu, Zeyu Cui, Kai Dang, Xiaodong Deng, Yang Fan, Wenbin Ge, Yu Han, Fei Huang, et al. Qwen technical report. *arXiv preprint arXiv:2309.16609*, 2023.
- [4] Jinze Bai, Shuai Bai, Shusheng Yang, Shijie Wang, Sinan Tan, Peng Wang, Junyang Lin, Chang Zhou, and Jingren Zhou. Qwen-vl: A versatile vision-language model for understanding, localization, text reading, and beyond. 2023.
- [5] Samuel R Bowman, Gabor Angeli, Christopher Potts, and Christopher D Manning. A large annotated corpus for learning natural language inference. *arXiv preprint arXiv:1508.05326*, 2015.
- [6] Tom Brown, Benjamin Mann, Nick Ryder, Melanie Subbiah, Jared D Kaplan, Prafulla Dhariwal, Arvind Neelakantan, Pranav Shyam, Girish Sastry, Amanda Askell, et al. Language models are few-shot learners. *Advances in Neural Information Processing Systems*, 33:1877–1901, 2020.
- [7] Sondos Mahmoud Bsharat, Aidar Myrzakhan, and Zhiqiang Shen. Principled instructions are all you need for questioning llama-1/2, gpt-3.5/4. *arXiv preprint arXiv:2312.16171*, 2023.
- [8] Keqin Chen, Zhao Zhang, Weili Zeng, Richong Zhang, Feng Zhu, and Rui Zhao. Shikra: Unleashing multimodal llm’s referential dialogue magic. *arXiv preprint arXiv:2306.15195*, 2023.
- [9] Xinlei Chen, Hao Fang, Tsung-Yi Lin, Ramakrishna Vedantam, Saurabh Gupta, Piotr Dollár, and C Lawrence Zitnick. Microsoft coco captions: Data collection and evaluation server. *arXiv preprint arXiv:1504.00325*, 2015.
- [10] Xiang Chen, Chenxi Wang, Yida Xue, Ningyu Zhang, Xiaoyan Yang, Qiang Li, Yue Shen, Jinjie Gu, and Huajun Chen. Unified hallucination detection for multimodal large language models. *arXiv preprint arXiv:2402.03190*, 2024.
- [11] Wei-Lin Chiang, Zhuohan Li, Zi Lin, Ying Sheng, Zhanghao Wu, Hao Zhang, Lianmin Zheng, Siyuan Zhuang, Yonghao Zhuang, Joseph E. Gonzalez, Ion Stoica, and Eric P. Xing. Vicuna: An open-source chatbot impressing gpt-4 with 90%\* chatgpt quality, March 2023.
- [12] Wenliang Dai, Junnan Li, Dongxu Li, Anthony Tiong, Junqi Zhao, Weisheng Wang, Boyang Li, Pascale Fung, and Steven Hoi. InstructBLIP: Towards general-purpose vision-language models with instruction tuning. In *Advances in Neural Information Processing Systems*, 2023.
- [13] Kai Epstude and Neal J Roese. The functional theory of counterfactual thinking. *Personality and social psychology review*, 12(2):168–192, 2008.
- [14] Shangbin Feng, Weijia Shi, Yike Wang, Wenxuan Ding, Vidhisha Balachandran, and Yulia Tsvetkov. Don’t hallucinate, abstain: Identifying llm knowledge gaps via multi-llm collaboration. *arXiv preprint arXiv:2402.00367*, 2024.
- [15] Google. Gemini, 2023.
- [16] Jiaxian Guo, Junnan Li, Dongxu Li, Anthony Meng Huat Tiong, Boyang Li, Dacheng Tao, and Steven Hoi. From images to textual prompts: Zero-shot visual question answering with frozen large language models. In *Proceedings of the IEEE/CVF Conference on Computer Vision and Pattern Recognition*, pages 10867–10877, June 2023.
- [17] Ronghang Hu and Amanpreet Singh. Unit: Multimodal multitask learning with a unified transformer. In *Proceedings of the IEEE/CVF Conference on Computer Vision and Pattern Recognition*, pages 1439–1449, 2021.
- [18] Shaohan Huang, Li Dong, Wenhui Wang, Yaru Hao, Saksham Singhal, Shuming Ma, Tengchao Lv, Lei Cui, Owais Khan Mohammed, Barun Patra, et al. Language is not all you need: Aligning perception with language models. *Advances in Neural Information Processing Systems*, 36, 2024.
- [19] Chaoya Jiang, Haiyang Xu, Mengfan Dong, Jiayang Chen, Wei Ye, Ming Yan, Qinghao Ye, Ji Zhang, Fei Huang, and Shikun Zhang. Hallucination augmented contrastive learning for multimodal large language model. *arXiv preprint arXiv:2312.06968*, 2023.
- [20] Liqiang Jing, Ruosen Li, Yunmo Chen, Mengzhao Jia, and Xinya Du. Faithscore: Evaluating hallucinations in large vision-language models, 2023.
- [21] Taehyeon Kim, Joonkee Kim, Gihun Lee, and Se-Young Yun. Distort, distract, decode: Instruction-tuned model can refine its response from noisy instructions. In *International Conference on Learning Representations*, 2024.
- [22] Takeshi Kojima, Shixiang Shane Gu, Machel Reid, Yutaka Matsuo, and Yusuke Iwasawa. Large language models are zero-shot reasoners. *Advances in Neural Information Processing Systems*, 35:22199–22213, 2022.
- [23] Sicong Leng, Hang Zhang, Guanzheng Chen, Xin Li, Shijian Lu, Chunyan Miao, and Lidong Bing. Mitigating object hallucinations in large vision-language models through visual contrastive decoding. *arXiv preprint arXiv:2311.16922*, 2023.
- [24] Chunyuan Li, Cliff Wong, Sheng Zhang, Naoto Usuyama, Haotian Liu, Jianwei Yang, Tristan Naumann, Hoifung Poon, and Jianfeng Gao. Llava-med: Training a large language-and-vision assistant for biomedicine in one day. *Advances in Neural Information Processing Systems*, 36, 2024.

- [25] Junnan Li, Dongxu Li, Silvio Savarese, and Steven Hoi. Blip-2: Bootstrapping language-image pre-training with frozen image encoders and large language models. In *International Conference on Machine Learning*. PMLR, 2023.
- [26] Junnan Li, Dongxu Li, Caiming Xiong, and Steven Hoi. Blip: Bootstrapping language-image pre-training for unified vision-language understanding and generation. In *International Conference on Machine Learning*, pages 12888–12900. PMLR, 2022.
- [27] Junnan Li, Ramprasaath Selvaraju, Akhilesh Gotmare, Shafiq Joty, Caiming Xiong, and Steven Chu Hong Hoi. Align before fuse: Vision and language representation learning with momentum distillation. *Advances in Neural Information Processing Systems*, 34:9694–9705, 2021.
- [28] Yifan Li, Yifan Du, Kun Zhou, Jinpeng Wang, Xin Zhao, and Ji-Rong Wen. Evaluating object hallucination in large vision-language models. In Houda Bouamor, Juan Pino, and Kalika Bali, editors, *Proceedings of the 2023 Conference on Empirical Methods in Natural Language Processing*.
- [29] Bin Lin, Bin Zhu, Yang Ye, Munan Ning, Peng Jin, and Li Yuan. Video-llava: Learning united visual representation by alignment before projection. *arXiv preprint arXiv:2311.10122*, 2023.
- [30] Fuxiao Liu, Kevin Lin, Linjie Li, Jianfeng Wang, Yaser Yacoob, and Lijuan Wang. Mitigating hallucination in large multi-modal models via robust instruction tuning. In *International Conference on Learning Representations*, 2023.
- [31] Haotian Liu, Chunyuan Li, Yuheng Li, and Yong Jae Lee. Improved baselines with visual instruction tuning. *arXiv preprint arXiv:2310.03744*, 2023.
- [32] Haotian Liu, Chunyuan Li, Yuheng Li, Bo Li, Yuanhan Zhang, Sheng Shen, and Yong Jae Lee. Llava-next: Improved reasoning, ocr, and world knowledge, January 2024.
- [33] Haotian Liu, Chunyuan Li, Qingyang Wu, and Yong Jae Lee. Visual instruction tuning. In *Advances in Neural Information Processing Systems*, 2023.
- [34] Hanchao Liu, Wenyuan Xue, Yifei Chen, Dapeng Chen, Xiutian Zhao, Ke Wang, Liping Hou, Rongjun Li, and Wei Peng. A survey on hallucination in large vision-language models. *arXiv preprint arXiv:2402.00253*, 2024.
- [35] Yuan Liu, Haodong Duan, Yuanhan Zhang, Bo Li, Songyang Zhang, Wangbo Zhao, Yike Yuan, Jiaqi Wang, Conghui He, Ziwei Liu, et al. Mmbench: Is your multi-modal model an all-around player? *arXiv preprint arXiv:2307.06281*, 2023.
- [36] Yinhan Liu, Myle Ott, Naman Goyal, Jingfei Du, Mandar Joshi, Danqi Chen, Omer Levy, Mike Lewis, Luke Zettlemoyer, and Veselin Stoyanov. Roberta: A robustly optimized bert pretraining approach. *arXiv preprint arXiv:1907.11692*, 2019.
- [37] Jiasen Lu, Dhruv Batra, Devi Parikh, and Stefan Lee. Vilbert: Pretraining task-agnostic visiolinguistic representations for vision-and-language tasks. *Advances in Neural Information Processing Systems*, 32, 2019.
- [38] Jiasen Lu, Christopher Clark, Rowan Zellers, Roozbeh Mottaghi, and Aniruddha Kembhavi. UNIFIED-IO: A unified model for vision, language, and multi-modal tasks. In *International Conference on Learning Representations*, 2023.
- [39] Peter Menzies and Helen Beebee. Counterfactual theories of causation. 2001.
- [40] OpenAI. ChatGPT. <https://openai.com/blog/chatgpt/>, 2023.
- [41] OpenAI. Gpt-4 technical report, 2023.
- [42] OpenAI. GPT-4V(ision) System Card, 2023.
- [43] Alec Radford, Jong Wook Kim, Chris Hallacy, Aditya Ramesh, Gabriel Goh, Sandhini Agarwal, Girish Sastry, Amanda Askell, Pamela Mishkin, Jack Clark, et al. Learning transferable visual models from natural language supervision. In *International Conference on Machine Learning*, pages 8748–8763. PMLR, 2021.
- [44] Neal Roese. Counterfactual thinking and decision making. *Psychonomic bulletin & review*, 6(4):570–578, 1999.
- [45] Neal J Roese. Counterfactual thinking. *Psychological bulletin*, 121(1):133, 1997.
- [46] Anna Rohrbach, Lisa Anne Hendricks, Kaylee Burns, Trevor Darrell, and Kate Saenko. Object hallucination in image captioning. In *Proceedings of the 2018 Conference on Empirical Methods in Natural Language Processing*, pages 4035–4045, 2018.
- [47] H Rom, Neil Alldrin, J Uijlings, I Krasin, et al. The open images dataset v4. *Int J Comput Vis.*, 128:1956–1981, 2020.
- [48] Y. E. Sagduyu, Y. Shi, and T. Erpek. Iot network security from the perspective of adversarial deep learning. In *International Conference on Sensing, Communication, and Networking*, pages 1–9, 2019.
- [49] Zijun Sun, Chun Fan, Qinghong Han, Xiaofei Sun, Yuxian Meng, Fei Wu, and Jiwei Li. Self-explaining structures improve nlp models. *arXiv preprint arXiv:2012.01786*, 2020.
- [50] Zhiqing Sun, Sheng Shen, Shengcao Cao, Haotian Liu, Chunyuan Li, Yikang Shen, Chuang Gan, Liang-Yan Gui, Yu-Xiong Wang, Yiming Yang, et al. Aligning large multimodal models with factually augmented rlhf. *arXiv preprint arXiv:2309.14525*, 2023.
- [51] Shengbang Tong, Zhuang Liu, Yuexiang Zhai, Yi Ma, Yann LeCun, and Saining Xie. Eyes wide shut? exploring the visual shortcomings of multimodal llms. *arXiv preprint arXiv:2401.06209*, 2024.
- [52] Hugo Touvron, Thibaut Lavril, Gautier Izacard, Xavier Martinet, Marie-Anne Lachaux, Timothée Lacroix, Baptiste Rozière, Naman Goyal, Eric Hambro, Faisal Azhar, et al. Llama: Open and efficient foundation language models. *arXiv preprint arXiv:2302.13971*, 2023.

- [53] Amos Tversky, Daniel Kahneman, and Paul Slovic. *Judgment under uncertainty: Heuristics and biases*. Cambridge, 1982.
- [54] Arnaud Van Looveren and Janis Klaise. Interpretable counterfactual explanations guided by prototypes. In *Joint European Conference on Machine Learning and Knowledge Discovery in Databases*, pages 650–665. Springer, 2021.
- [55] Bin Wang, Fan Wu, Xiao Han, Jiahui Peng, Huaping Zhong, Pan Zhang, Xiaoyi Dong, Weijia Li, Wei Li, Jiaqi Wang, et al. Vige: Visual instruction generation and correction. *arXiv preprint arXiv:2308.12714*, 2023.
- [56] Lei Wang, Jiabang He, Shenshen Li, Ning Liu, and Ee-Peng Lim. Mitigating fine-grained hallucination by fine-tuning large vision-language models with caption rewrites. In *International Conference on Multimedia Modeling*, pages 32–45. Springer, 2024.
- [57] Weihang Wang, Qingsong Lv, Wenmeng Yu, Wenyi Hong, Ji Qi, Yan Wang, Junhui Ji, Zhuoyi Yang, Lei Zhao, Song XiXuan, et al. Cogvlm: Visual expert for large language models. 2023.
- [58] Xianmin Wang, Jing Li, Xiaohui Kuang, Yu an Tan, and Jin Li. The security of machine learning in an adversarial setting: A survey. *Journal of Parallel and Distributed Computing*, 130:12 – 23, 2019.
- [59] Jason Wei, Xuezhi Wang, Dale Schuurmans, Maarten Bosma, Fei Xia, Ed Chi, Quoc V Le, Denny Zhou, et al. Chain-of-thought prompting elicits reasoning in large language models. *Advances in Neural Information Processing Systems*, 35:24824–24837, 2022.
- [60] Zhengyuan Yang, Zhe Gan, Jianfeng Wang, Xiaowei Hu, Faisal Ahmed, Zicheng Liu, Yumao Lu, and Lijuan Wang. Unitab: Unifying text and box outputs for grounded vision-language modeling. In *European Conference on Computer Vision*, pages 521–539. Springer, 2022.
- [61] Shukang Yin, Chaoyou Fu, Sirui Zhao, Tong Xu, Hao Wang, Dianbo Sui, Yunhang Shen, Ke Li, Xing Sun, and Enhong Chen. Woodpecker: Hallucination correction for multimodal large language models. *arXiv preprint arXiv:2310.16045*, 2023.
- [62] Alex Young, Bei Chen, Chao Li, Chengen Huang, Ge Zhang, Guanwei Zhang, Heng Li, Jiangcheng Zhu, Jianqun Chen, Jing Chang, et al. Yi: Open foundation models by 01. ai. *arXiv preprint arXiv:2403.04652*, 2024.
- [63] Jiahui Yu, Zirui Wang, Vijay Vasudevan, Legg Yeung, Mojtaba Seyedhosseini, and Yonghui Wu. Coca: Contrastive captioners are image-text foundation models. *Transactions on Machine Learning Research*, 2022.
- [64] Tianyu Yu, Yuan Yao, Haoye Zhang, Taiwen He, Yifeng Han, Ganqu Cui, Jinyi Hu, Zhiyuan Liu, Hai-Tao Zheng, Maosong Sun, et al. Rlhf-v: Towards trustworthy mllms via behavior alignment from fine-grained correctional human feedback. *arXiv preprint arXiv:2312.00849*, 2023.
- [65] Lu Yuan, Dongdong Chen, Yi-Ling Chen, Noel Codella, Xiyang Dai, Jianfeng Gao, Houdong Hu, Xuedong Huang, Boxin Li, Chunyuan Li, et al. Florence: A new foundation model for computer vision. *arXiv preprint arXiv:2111.11432*, 2021.
- [66] Zhuosheng Zhang, Aston Zhang, Mu Li, Hai Zhao, George Karypis, and Alex Smola. Multimodal chain-of-thought reasoning in language models. *arXiv preprint arXiv:2302.00923*, 2023.
- [67] Yiyang Zhou, Chenhang Cui, Jaehong Yoon, Linjun Zhang, Zhun Deng, Chelsea Finn, Mohit Bansal, and Huaxiu Yao. Analyzing and mitigating object hallucination in large vision-language models. In *International Conference on Learning Representations*, 2024.
- [68] Yongchao Zhou, Andrei Ioan Muresanu, Ziwen Han, Keiran Paster, Silviu Pitis, Harris Chan, and Jimmy Ba. Large language models are human-level prompt engineers. In *International Conference on Learning Representations*, 2022.
- [69] Deyao Zhu, Jun Chen, Xiaoqian Shen, Xiang Li, and Mohamed Elhoseiny. Minigpt-4: Enhancing vision-language understanding with advanced large language models. *arXiv preprint arXiv:2304.10592*, 2023.

## A Instruction Details for Counterfactual Keywords

We have utilized counterfactual keywords to trigger counterfactual thoughts into LMMs. Due to space limits in the main manuscript, the detailed methodology for generating these keywords is elaborated in this section. In Sec. 3 of the manuscript, we assessed the impact of embedding counterfactual thought through a series of straightforward experiments, employing a specific set of counterfactual keywords, using an instruction described in table 4. To achieve a more sophisticated keyword extraction in our method, Counterfactual Inception, we implement a five-iteration generation process, which is carefully designed to produce sets of progressively refined counterfactual keywords. These keywords are systematically aligned with their factual counterparts using a more detailed instruction as presented in table 5.

Here, we once again underscore that the iterative method does not guarantee a precise alignment between the generated counterfactual keywords and their factual equivalents, as initially discussed in Sec. 4. This discrepancy underlines the importance of a stringent verification process, which must be conducted in both visual and linguistic representation contexts. Our Dual-modality Verification Process (DVP) is specifically designed to address these challenges, ensuring thorough and accurate assessment in both domains.

### Counterfactual Keywords Generation Prompt:

Analyze the image and list descriptive keywords, and generate a set of counterfactual keywords for each, which should be plausible yet misleading for the given image context in the following format.

Factual Keywords: [\_, \_, \_, ...]  
Counterfactual Keywords: [\_, \_, \_, ...]

Table 4: A simple instruction prompt for generating counterfactual keywords.

### Counterfactual Keywords Generation Prompt:

First, identify and list the key descriptive keywords that accurately represent the elements visible in the provided image. Following this, create a set of counterfactual keywords for each descriptive keyword. These counterfactual keywords should be visually plausible yet not actually present or accurate in the context of the image.

Progressively generate five sets of these counterfactual keywords. Each subsequent set should be increasingly similar and potentially more confusing in comparison to the factual keywords, indicating a gradual approach towards visual similarity with the actual content of the image.

Factual Keywords: [\_, \_, \_, ...]  
Counterfactual Keywords 1: [\_, \_, \_, ...]  
Counterfactual Keywords 2: [\_, \_, \_, ...]  
Counterfactual Keywords 3: [\_, \_, \_, ...]  
Counterfactual Keywords 4: [\_, \_, \_, ...]  
Counterfactual Keywords 5: [\_, \_, \_, ...]

Table 5: A detailed instruction prompt for generating progressively refined counterfactual keywords.

## B Survey Details

For the better understanding of the hallucination effects in LMMs, we have investigated in-depth analysis on the effects beyond the simplicity of closed-ended question formats, such as yes/no queries as described in Sec. 3. Our approach involved engaging 10 human evaluators, recruited through Prolific platform, to conduct a thorough survey. This survey’s primary objective was to explore hallucination effects more intricately by comparing a standard baseline description with its altered version that incorporated counterfactual thinking elements.

This comparison was facilitated through our specialized survey, the details of which are illustrated in fig. 7. The survey was meticulously designed to present the baseline and counterfactual descriptions in a randomized sequence, thereby eliminating any potential bias in the evaluators’ responses. The evaluators faced a two-step task during their analysis. The first step required them to closely examine the descriptions for the given images. Their main task in this step was to identify and list any elements within the description that did not align or match with the corresponding images. This process was critical in discerning discrepancies and potential inaccuracies in the descriptions.

## Evaluation on the two image descriptions



	
<p>[Description 1] The image features a beautiful beach scene with a large, colorful umbrella providing shade for a person sitting underneath it. The umbrella is positioned near the water, offering a relaxing spot for the individual to enjoy the beach atmosphere. In addition to the umbrella, there are two boats visible in the background, one closer to the left side of the image and the other further to the right. The boats add to the coastal ambiance of the scene.</p>	<p>[Description 2] The image features a colorful umbrella, which is open and providing shade on a beach. The umbrella is positioned near the water, with the ocean in the background. The beach appears to be relatively empty, with no other people or objects visible in the scene. The umbrella's vibrant colors stand out against the natural backdrop, creating a visually appealing and relaxing atmosphere.</p>
<p>In the [Description 1], please write down the elements that do not match the image as keywords. (e.g. apple next to the bowl, yellow banana) *</p> <p>Your answer</p>	<p>In the [Description 2], please write down the elements that do not match the image as keywords. (e.g. apple next to the bowl, yellow banana) *</p> <p>Your answer</p>
<p>Please evaluate how much [Description 1] matches the image. The higher the score, the more similar the image and description are. *</p> <p>1 2 3 4 5</p> <p>Inconsistent <input type="radio"/> <input type="radio"/> <input type="radio"/> <input type="radio"/> <input type="radio"/> Consistent</p>	<p>Please evaluate how much [Description 2] matches the image. The higher the score, the more similar the image and description are. *</p> <p>1 2 3 4 5</p> <p>Inconsistent <input type="radio"/> <input type="radio"/> <input type="radio"/> <input type="radio"/> <input type="radio"/> Consistent</p>

Figure 7: Example of user study interface. First, participants were asked to identify and list the discrepancies between the model’s description and the provided image, using keywords. Following this, participants were asked to evaluate how consistent the model’s description was with the image, giving it a score ranging from 1 to 5.

Following this, the evaluators moved to the second step, which involved a more subjective assessment. Based on the elements they identified as inconsistent in the first step, they were asked to assign a consistency score to each description. This score, ranging from 1 (least consistent) to 5 (most consistent), was intended to quantify the degree of hallucination present in each description. By employing this two-step evaluation process, we aimed to explore how the integration of counterfactual thinking into LLMs could mitigate hallucination effects in their responses.

## C Counterfactual Inception

For the optimal counterfactual keywords derived from the proposed DVP, Counterfactual Inception carries out inference on user questions for a given image. As detailed in table 6, we input the inference prompt, which includes both the counterfactual keywords and the question, into a placeholder format in LMMs. This process facilitates the generation of tailored responses that integrate the identified counterfactual scenarios, thereby improving the understanding of the current image context. This enhanced understanding significantly increases the relevance and accuracy of LMMs’ outputs. As a result, incorporating these counterfactual elements leads to a reduction in the occurrence of hallucinations in the model’s responses.

## D Detailed Experimental Setup

### D.1 Baselines

We have established four distinct baselines for our open-source baseline setup: (i) LLaVA-1.5 13B model [31], incorporating CLIP ViT-L/336px, Vicuna v1.5 13B [11], and an MLP layer in its design; (ii) CogVLM-Chat



**Counterfactual Inception:**

Please use counterfactual keywords that are different from the facts as a guide to understand the image well. Then, answer the questions.

Counterfactual keywords: {counterfactual\_keyword}

Question: {question}

Table 6: Detailed prompt of Counterfactual Inception in the inference phase. Note that {counterfactual\_keyword} and {question} denote placeholders for counterfactual keywords and user question for the given image.

model [57], equipped with 17B parameters, featuring EVA2-CLIP-E, a two-layer MLP, and Vicuna1.5-7B [11]; (iii) Qwen-VL-Chat<sup>3</sup> [4], boasting 9.6B parameters, which includes the Qwen-7B language model [3], Openclip’s ViT-BigG as its visual encoder, and a position-aware vision-language adapter with a single-layer cross-attention module; and (iv) Yi-VL-6B [62], utilizing the CLIP ViT-H/14 for visual encoding, Yi-6B-Chat as the language model, complemented by a two-layer MLP with layer normalization.

We have adopted two of the most powerful proprietary models currently available: GPT-4V [42] and Gemini Pro Vision [15]. GPT-4 Vision (GPT-4V), a multi-modal product from OpenAI, facilitates user interaction by allowing image inputs and conversational engagement with the model. Similarly, Google’s Gemini is another multi-modal model capable of understanding images, audio, video, and text. We have utilized the latest APIs for GPT-4V, version `gpt-4-vision-preview`, and for Gemini Vision Pro, designated as `gemini-pro-vision`.

## D.2 Implementation Details

To identify the optimal counterfactual keywords from the iteratively extracted keywords sets, we have introduced Dual-Modality Verification Process (DVP). This process includes two steps: visual and linguistic verification. In the visual verification step, we use CLIP score [43] to drop parts of keywords that are either not visually relevant or too similar. To achieve it, we apply thresholds of 0.2 and 0.8, respectively, discarding any keywords that fall outside this range. Subsequently, we additionally perform linguistic verification using a contradiction score from RTE classification [5], where a threshold of 0.8 is set. Optimal counterfactual keyword sets that are filtered through the doubly robust criterion are selected for the trigger of counterfactual thoughts in LMMs.

During the inference and verification procedure, to control the randomness in language model outputs, we employ greedy sampling and set temperature to 0 during inference. This approach focuses on selecting the token with the highest probability and producing the same output for a given prompt every time. In contrast, when generating counterfactual keywords, we adjust the temperature to 0.8. This modification aims to enhance the diversity of the generated keywords and to assign stochasticity in order to figure out counterfactual scenarios for the given image. Please see the attached code implementation for more details.

## E Additional Qualitative Results

### E.1 Additional Case Study

In our additional case study, we focus on providing further instances demonstrating the effectiveness of our approach, Counterfactual Inception, across various benchmarks. We evaluated our method on discriminative benchmarks such as POPE [28] and MMVP [51], generative benchmark LLaVA-Bench [33], and some real-world images from Open Images Dataset V7 [47].

As in fig. 8, we illustrate qualitative results for POPE and MMVP datasets, both are discriminative benchmarks where models select answers from the options provided. The utilized models in this study are LLaVA-1.5-13B, Gemini, and GPT-4V. Through a comprehensive analysis, we compared the response from the plain model without Counterfactual Inception and the response from the model employing Counterfactual Inception. The findings demonstrate that Counterfactual Inception is effective across various aspects of hallucination mitigation including direction, relation, presence, quantity, text, etc.

In table 7, we utilize LLaVA-Bench (In-the-Wild), which is a generative benchmark, to illustrate the effectiveness of Counterfactual Inception in mitigating descriptive hallucination and improving generative ability. The results reveal the original LLaVA-1.5-13B generates non-existent objects that are contextually plausible and

<sup>3</sup>Note that limited API access for global users, we cannot address Qwen-VL-Plus or Qwne-VL-Max, which can be considered as proprietary models

### Discriminative Capability Case Study: MMVP and POPE.

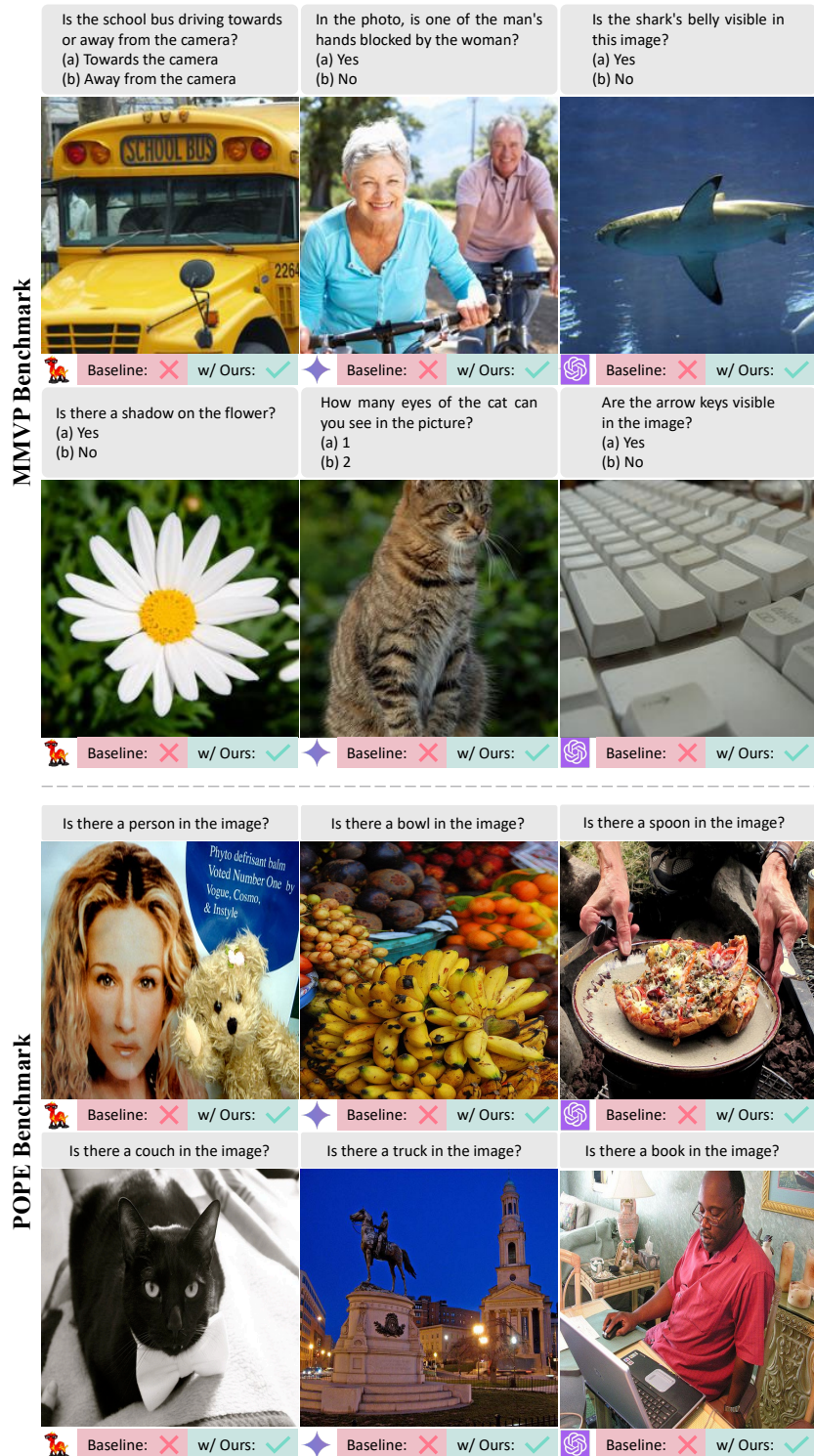


Figure 8: Additional curated case study results in POPE and MMVP Benchmarks. We utilize three baselines (LLaVA-1.5, Gemini, GPT-4V).

misunderstands the object's orientation. Through Counterfactual Inception, it appears that models are less likely to produce ambiguous descriptions.

Additionally, we assess our methodology using images from real-world settings and instantiate the results in table 8. The first example presents that the model confuses the snowboard to bike which is more harmonizable with the snow mountain in the background, and it fails to identify the action of the person. Counterfactual Inception makes the model pinpoint the exact object and action, thus mitigate the object hallucination as represented in the second example. The findings indicate that Counterfactual Inception is also effective in correcting hallucinatory content in unusual scenarios that appear in real-world images.

Generative Capability Case Study: LLaVA-Bench (In-the-Wild).

**Question:** Describe this photo in detail.

**Image:**



**LLaVA-1.5-13B:**

The image depicts a busy highway filled with heavy traffic, with cars and trucks traveling in both directions. The highway is surrounded by trees, adding a touch of nature to the scene. There are numerous cars of various sizes, including smaller cars and larger trucks, all moving along the highway. In addition to the vehicles, **there are several people visible in the scene, likely pedestrians or drivers taking a break. Some of them are located near the edge of the highway, while others are scattered throughout the scene.** The overall atmosphere of the image is one of congestion and bustling activity.

**Counterfactual Keywords:**

free-flowing, rural road, suburban street, avenue

**Counterfactual Inception:**

The image depicts a busy highway filled with heavy traffic, including cars and trucks. The traffic is moving in both directions, with vehicles occupying all lanes of the highway. The scene is set at night, as indicated by the darkness and the glow of the vehicle headlights. The highway is surrounded by trees, adding to the urban atmosphere. The image captures the congestion and bustling nature of city life, as people commute and travel during peak hours.

**Question:** Describe this photo in detail.

**Image:**



**LLaVA-1.5-13B:**

The image features a beautiful aerial view of a large mountain with a lush green forest on top. The mountain is situated near a body of water, possibly an ocean, and is surrounded by a sandy beach. The scene is picturesque, with the mountain and the beach creating a striking contrast. In the distance, **there are several boats visible on the water**, adding to the serene atmosphere of the scene. The combination of the mountain, the forest, the beach, and the boats creates a captivating and peaceful landscape.

**Counterfactual Keywords:**

ground level view, rooftop view, village, clear sky

**Counterfactual Inception:**

The image is an aerial view of a large mountain with a lush green forest on top. The mountain is surrounded by a beautiful blue ocean, and there are several small islands scattered around the area. The scene is picturesque and serene, with the mountain and ocean creating a stunning landscape. The image captures the beauty of nature and the vastness of the world.

**Question:** Describe this photo in detail.

**Image:**



**LLaVA-1.5-13B:**

The image features a painting of a dog dressed as the famous Mona Lisa, complete with a red scarf and a mustache. The dog is posing in a similar manner to the famous portrait, with its head turned to the side and its eyes looking directly at the viewer. The painting captures the essence of the original artwork while adding a unique twist with the dog as the subject.

**Counterfactual Keywords:**

Fox, Drawing, Sketch, Wolf, Cat, Print, Modern

**Counterfactual Inception:**

The image features a painting of a dog, possibly a dachshund, dressed up as the famous painting of the Mona Lisa. The dog is wearing a bandana and is positioned in a way that resembles the famous portrait. The painting is set against a backdrop of mountains, adding to the artistic composition. The dog's attire and the painting's subject matter create a unique and amusing representation of the famous artwork.

Table 7: More case studies within LLaVA-Bench (In-the-Wild), using LLaVA-1.5-13B. We marked the expressions where hallucinations occurred in red.

**Question:** Describe the image in detail.

**Image:**



**LLaVA-1.5-13B:**

The image captures a thrilling moment of a man performing a daring stunt on a **snowboard**. He is in mid-air, jumping high above the snow, with his **snowboard** visible beneath him. The scene takes place in a mountainous area, with a mountain range in the background.

In addition to the snowboarder, **there is another person in the scene, standing further back and observing the impressive jump**. The presence of two people in the image suggests that this might be a shared adventure or a friendly competition.

**Counterfactual Keywords:**

surfer, dive, alpine, cliff, skateboarder, paraglider

**Counterfactual Inception:**

The image features a person performing a daring stunt on a mountain, jumping high into the air with a **bicycle**. The scene is set against a backdrop of snow-covered mountains, creating a thrilling and adventurous atmosphere. The person appears to be a skilled **cyclist**, showcasing their talent and fearlessness as they execute the jump. The **bicycle** can be seen clearly in the air, emphasizing the impressive height of the jump. The overall scene captures the excitement and adrenaline rush of extreme sports and outdoor activities.

**Question:** Describe this photo in detail.

**Image:**



**LLaVA-1.5-13B:**

The image features a dining table with a plate of food and a bottle of beer placed on it. The plate contains a delicious-looking sandwich, which appears to be a wrap, and a salad. The sandwich is cut in half, revealing the filling inside.

In addition to the main dish, **there are several carrots scattered around the table**, adding a touch of color and nutrition to the meal. A person can be seen in the background, likely enjoying the meal or preparing to eat. The overall scene suggests a casual and enjoyable dining experience.

**Counterfactual Keywords:**

soda can, journal, sketchbook, maroon table, wine bottle, tacos

**Counterfactual Inception:**

The image features a dining table with a plate of food on it. The plate contains a sandwich, which is cut in half, and a salad. There is also a bottle of beer placed on the table, adding to the meal. The table is red, and the food is arranged neatly on the plate. The overall scene suggests a casual dining experience with a focus on the sandwich and salad.

Table 8: Case studies conducted with wild images, using LLaVA-1.5-13B. We marked the expressions where hallucinations occurred in red and corrected expressions in blue.

## E.2 Failure Case

Here, we delve into some of failure cases of LLaVA-QA90 benchmark using LLaVA-1.5-13B model to understanding the limitations in table 9. Through the analysis of several failure cases, we identified a common issue: the model often repeated counterfactual keywords in its generated sentences, rather than effectively constructing counterfactual scenarios using these keywords. We hypothesize that this tendency could be linked to the anchoring effect [53], a cognitive bias where initial information disproportionately influences subsequent

responses. This phenomenon suggests potential negative effects of counterfactual thinking implementation in LMMs. Addressing this requires a more advanced approach, which we propose as a direction for future research to enhance counterfactual thinking capabilities in LMMs.

Failure Cases.



<p><b>Question:</b> Can you elaborate on the elements of the picture provided?</p>	
<p><b>Image:</b></p> 	<p><b>Counterfactual Keywords:</b> pond, lake, freight trucks, highway, plateaus</p> <p><b>Counterfactual Inception:</b> The image features a large body of water, possibly a lake or a pond, with a highway running alongside it. The highway is surrounded by a mountainous area, with a cliff overlooking the water. There are several cars and a couple of trucks traveling on the highway, including a few freight trucks. The scene is picturesque and serene, with the water reflecting the surrounding landscape.</p>
<p><b>Question:</b> Can you elaborate on the elements of the picture provided?</p>	
<p><b>Image:</b></p> 	<p><b>Counterfactual Keywords:</b> evening, motorcycle, scooter, driveway, park, vending machine, ATM, payphone</p> <p><b>Counterfactual Inception:</b> The image features a small, dark-colored car parked in a parking space next to a brick building. The car is positioned close to a parking meter, which is located on the left side of the car. There is also a vending machine situated near the car, possibly for the convenience of the people in the area. The scene appears to be set during the daytime, as there is no indication of evening or nighttime lighting.</p>

Table 9: Failure case of LLaVA-1.5-13B in LLaVA-QA90. Using purple letters, we mark the counterfactual keywords that trigger hallucination, along with the expressions containing these hallucinations.

## F Discussion and Limitation

Our study introduces the concept of counterfactual thinking as a catalyst to mitigate hallucination effects in LMMs, revealing potential direction for future exploration. Despite our efforts, the study faced constraints due to limited resources; specifically, our limited budget and computational power restricted our ability to thoroughly examine how varying model sizes are affected by counterfactual thinking in mitigating hallucination effects. This leaves an open question about the differential impacts of counterfactual thinking across smaller and larger LMMs.

Moreover, our focus was predominantly on visual hallucinations, with linguistic hallucinations (such as knowledge mismatches) receiving less attention. As language plays a crucial role in LMMs, understanding how counterfactual thinking can mitigate linguistic errors is essential for a comprehensive understanding of these models. Additionally, while we introduced Dual-modality Verification Process (DVP) for selecting counterfactual keywords, its optimality is not conclusively established. There could be more effective methods for identifying optimal counterfactual keywords, suggesting a need for further research in this area.

The constraints on resources underscore the need for more expansive research in the future, with a focus on larger models to understand the full scope of hallucination effects and counterfactual thinking. Investigating linguistic hallucinations is also critical, as it will provide a more rounded view of the challenges and solutions in LMMs. Lastly, the development and comparison of different methodologies for counterfactual keyword selection are essential for refining our approach to mitigating hallucinations in LMMs. We believe that addressing these limitations will not only broaden our understanding of LMMs but also enhance the reliability and robustness of multi-modal systems.