

Advanced Long-Content Speech Recognition with Factorized Neural Transducer

Xun Gong, *Student Member, IEEE*, Yu Wu, *Member, IEEE*, Jinyu Li, *Senior Member, IEEE*, Shujie Liu, *Member, IEEE*, Rui Zhao, *Member, IEEE*, Xie Chen, *Member, IEEE*, and Yanmin Qian, *Senior Member, IEEE*

Abstract—Long-content automatic speech recognition (ASR) has obtained increasing interest in recent years, as it captures the relationship among consecutive historical utterances while decoding the current utterance. In this paper, we propose two novel approaches, which integrate long-content information into the factorized neural transducer (FNT) based architecture in both non-streaming (referred to as *LongFNT*) and streaming (referred to as *SLongFNT*) scenarios. We first investigate whether long-content transcriptions can improve the vanilla conformer transducer (C-T) models. Our experiments indicate that the vanilla C-T models do not exhibit improved performance when utilizing long-content transcriptions, possibly due to the predictor network of C-T models not functioning as a pure language model. Instead, FNT shows its potential in utilizing long-content information, where we propose the *LongFNT* model and explore the impact of long-content information in both text (*LongFNT-Text*) and speech (*LongFNT-Speech*). The proposed *LongFNT-Text* and *LongFNT-Speech* models further complement each other to achieve better performance, with transcription history proving more valuable to the model. The effectiveness of our *LongFNT* approach is evaluated on LibriSpeech and GigaSpeech corpora, and obtains relative 19% and 12% word error rate reduction, respectively. Furthermore, we extend the *LongFNT* model to the streaming scenario, which is named *SLongFNT*, consisting of *SLongFNT-Text* and *SLongFNT-Speech* approaches to utilize long-content text and speech information. Experiments show that the proposed *SLongFNT* model achieves relative 26% and 17% WER reduction on LibriSpeech and GigaSpeech respectively while keeping a good latency, compared to the FNT baseline. Overall, our proposed *LongFNT* and *SLongFNT* highlight the significance of considering long-content speech and transcription knowledge for improving both non-streaming and streaming speech recognition systems.

Index Terms—ong-contentong-contentl speech recognition, streaming and non-streaming, factorized neural transducer, RNN-T

I. INTRODUCTION

END-to-end (E2E) automatic speech recognition (ASR) models [1, 2], including connectionist temporal classification (CTC) [3], attention-based encoder-decoder (AED) [4–

13], and recurrent neural network transducer (RNN-T) [14–18] have become the dominated models, surpassing traditional hybrid models [16, 19]. A common practice for ASR is to train the model with individual utterances without considering the correlation between utterances. In real-world scenarios like conversations and meetings, speech often appears in long-content formats. This context-rich nature provides an opportunity to enhance recognition accuracy compared to isolated short utterances. For example, certain keywords mentioned earlier may reappear later in a dialogue, or the same acoustic environment can be used to guide the recognition in the future. **Long-content ASR** (also conversational ASR, dialog-aware ASR or large-context ASR), is a special version of the ASR task that aims to improve ASR accuracy by capturing the relationships between the current decoded utterance and consecutive historical utterances pre-segmented by voice-activity-detection (VAD).

In AED architecture, previous approaches to model long-content scenarios mainly includes concatenating consecutive speech or transcriptions of utterances [20, 21] and using auxiliary encoders to model context information in an AED manner [22, 23]. Hori et al. [24] extended their context-expanded transformer to accelerate the decoding process in streaming AED architecture. Recurrent neural language models [25–34] can also be used with consecutive long-content transcriptions. Recently, Wei et al. [35–37] proposed using a latent variational module, context-aware residual attention, and pre-trained encoders to leverage acoustic and text content. These methods offer more comprehensive approaches to improve ASR performance by capturing long-content information.

Transducer-based systems, such as recurrent neural transducer (RNN-T), transformer transducer (T-T) are becoming more popular in industry due to their natural streaming capabilities and low latency, as well as their perceived robustness compared to attention-based systems [1, 38–40]. Narayanan et al. [41] had conducted primitive explorations by simulating long-content training and adaptation to improve performance using short utterances. Schwarz et al. [42] showed that combining input and context audio helps the network learn both speaker and environment adaptations. Kojima [43] explored the utilization of large context. However, incorporating consecutive transcription history into the neural transducer model is still an open area that has not been well explored. In modern ASR systems, however, streaming ASR shows its importance on reducing runtime complexity and real-time efficiency [44–46]. But there is usually a performance degradation compared with the offline systems which is due to the lack usage

This work was supported in part by China NSFC Projects under Grants 62122050 and 62071288, and in part by Shanghai Municipal Science and Technology Commission Project under Grant 2021SHZDZX0102. (Corresponding author: Yanmin Qian.)

Xun Gong, Xie Chen and Yanmin Qian are with the Auditory Cognition and Computational Acoustics Lab, the Department of Computer Science and Engineering and the MoE Key Laboratory of Artificial Intelligence, AI Institute, Shanghai Jiao Tong University, Shanghai 200240, China (e-mail: gongxun@sjtu.edu.cn; chenxie95@sjtu.edu.cn; yanminqian@sjtu.edu.cn).

Yu Wu, Jinyu Li, Shujie Liu and Rui Zhao are with Microsoft Corporation (e-mail: wumark@126.com; jinyuli@microsoft.com; shujliu@microsoft.com; ruzhao@microsoft.com).

of history information. Few works besides Hori et al. [24] have explored long-content ASR to resolve these problem in streaming AED situation. Hence there is still much needed to be done to fully realize the potential of long-content neural transducer models in streaming ASR applications.

In this paper, we propose the novel non-streaming and streaming transducer models, *LongFNT* and *SLongFNT*, respectively, which integrate long-content information into the factorized neural transducer (FNT) [47–49] architecture to solve the above challenge.

We firstly attempted to embed long-content transcriptions into the predictor of the vanilla neural transducer in non-streaming situation, but our experiments showed that it had limited impact on the performance. One possible explanation for the limited impact of long-content transcriptions in the vanilla neural transducer is that the prediction network does not function as a pure language model (LM), which constrains its ability to model long-content transcriptions. It also indicates that effective methods for AED models, such as those proposed in Hori et al. [24], cannot be extended to transducer-based models, as they rely heavily on the LM characteristic of the decoder. Then, we utilized the FNT (or named as modular hybrid autoregressive transducer) architecture [47, 48, 50–52], which factorizes the blank and vocabulary prediction modules, allowing for the use of a standalone LM for vocabulary prediction.

Based on FNT, we propose the **LongFNT** architecture, by fusing two sub-architecture, LongFNT-Text and LongFNT-Speech to utilize long-content text and speech individually. This architecture is proposed in our recent publication [49]. For LongFNT-Text, utterance-level integration and token-level integration are proposed to integrate high-level long-content features from historical transcriptions based on the vocabulary predictor. Concretely, a context encoder is employed to yield the embedding of each token in historical transcriptions. To further improve performance, we employed a pre-trained text encoder, RoBERTa [53]. Besides, we embed long-content speech into the encoder to propose the LongFNT-Speech model.

Furthermore, we propose **SLongFNT** model, which extends our non-streaming LongFNT model into the streaming scenario. Similarly two approaches SLongFNT-Text and SLongFNT-Speech are proposed. The SLongFNT-Text uses LSTM [54] as the vocabulary predictor backbone and traditional attention to integrate long-content information at the token level. Additionally, we explored the use the vocabulary predictor’s hidden state as context to reduce computational cost. For real-time speech processing, we developed SLongFNT-Speech, which uses long-content chunk-based attention and integrates historical utterances with the hidden layer representation of the current chunk for key and value. We explored several ways to downsample the historical features, including statistical and dilated downsampling.

The main contributions of this paper can be summarized as follows:

- Firstly, we introduce the concept of long-content scenarios in ASR, as an opportunity to utilize both historical audio and textual information.
- For non-streaming long-content scenario, we proposed two architectures to explore the long-content information from historical content text and speech respectively, i.e. LongFNT-Text and LongFNT-Speech, and further combined these two methods into one integrated architecture to obtain the final **LongFNT** model, which is built upon our preliminary work [49] with deeper analysis.
- For streaming long-content scenario, we further improved the structure of LongFNT to meet the real-time requirements under streaming conditions. Similarly, we propose SLongFNT-Text and SLongFNT-Speech, and finally combine them to obtain the **SLongFNT** model. Huge accuracy improvement and low latency increase also can be observed in this streaming scenario.

The rest of the paper is organized as follows. Neural transducer architectures are first reviewed in Section II. Section III presents the newly proposed LongFNT which utilizing the long-content information in ASR, and Section IV further explored the streaming version named SLongFNT. The detailed experimental setup, results and analysis are described in Section V,VI, and finally the conclusions are given in Section VII.

II. REVISIT ON NEURAL TRANSDUCER

A. Transformer-based Neural Transducers

Take the acoustic features $\mathbf{X} = \{\mathbf{x}_1, \dots, \mathbf{x}_T\}$ as input and label sequence $\mathbf{y} = \{y_1, \dots, y_L\}$ as output, modern transducer architecture for speech recognition consists of 3 components, a speech encoder, a label predictor and a joint network to predict the tokens. Conformer [55] is a convolutional augmented transformer speech encoder that is widely used in attention-based encoder-decoder and neural transducer architectures to improve the ASR performance. The predictor works like a language model which produces label representation \mathbf{z}_l given non-blank outputs $\mathbf{y}_{\leq l}$, where t is the time index and l is the output label index. The encoder and predictor outputs are combined in the joint network and are subsequently passed through the output layer to compute the probability distribution $\mathbf{z}_{t,l}$ over the output layer:

$$\mathbf{h}_{[1:T]} = \text{Encoder}(\mathbf{X}), \quad (1)$$

$$\mathbf{z}_l = \text{Predictor}(\mathbf{y}_{\leq l}), \quad (2)$$

$$\mathbf{z}_{t,l} = \text{JointNet}(\mathbf{h}_t, \mathbf{z}_l) \quad (3)$$

where $t \in [1, T], l \in [1, L]$ are the frame and label index, respectively. The predicted probability of the neural transducer model and loss can be computed as:

$$P_{ASR}(\hat{y}_{l+1} | \mathbf{x}_{\leq t}, y_l) = \text{softmax}(\mathbf{z}_{t,l}), \quad (4)$$

$$\mathcal{L}_{transducer} = -\log \sum_{\alpha \in \eta^{-1}(\mathbf{y})} P(\alpha | \mathbf{X}), \quad (5)$$

where η is a many-to-one function from all possible transducer paths to the target \mathbf{y} and a special blank symbol, ϕ , is added to the output vocabulary. Therefore the output set is $\{\phi \cup \mathcal{V}\}$, where \mathcal{V} is the vocabulary set.

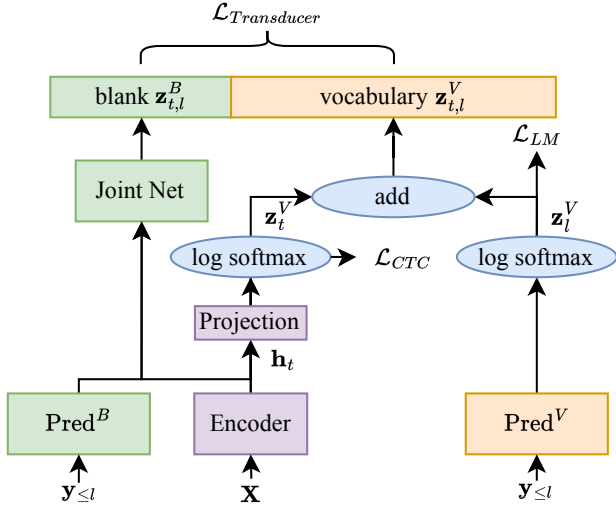


Fig. 1: Illustration of factorized neural transducer (FNT) and its improved version [48].

B. Factorized Neural Transducer

The factorized neural transducer model (FNT) [47, 48] has emerged as a promising architecture, aiming to separately predict the blank token and vocabulary tokens, so that an auxiliary vocabulary predictor fully functions as an LM. The FNT model is comprised of four main components, the conformer encoder, the blank predictor (Pred^B), the joint network for ϕ , and the vocabulary predictor (Pred^V , i.e. LM manner). The whole architecture is illustrated in Figure 1.

$$z_{t,l}^B = \text{Joint}(\mathbf{h}_t, \text{Pred}^B(\mathbf{y}_{\leq l})), \quad (6)$$

$$z_l^V = \log_softmax(\text{Pred}^V(\mathbf{y}_{\leq l})) \\ = \log P_{LM}(\hat{y}_{l+1} | \mathbf{y}_{\leq l}), \quad (7)$$

$$z_t^V = \log_softmax(\text{Linear}(\mathbf{h}_t)), \quad (8)$$

$$z_{t,l}^V = z_t^V[:-1] + \beta z_l^V, \quad (9)$$

where β is a trainable parameter, z_t^V is used for computing CTC loss \mathcal{L}_{CTC} , and z_t^V become $U + 1$ because CTC needs another extra output blank ψ . It's important to note that the blank token (ψ) in CTC is not the same as the blank token (ϕ) in RNN-T mentioned above [3, 14]. For Pred^B , it repeats Equation 2,3 but only predict the ϕ in Equation 6. For Pred^V , LM logits is firstly projected to the vocabulary size and converted to the log probability domain by the log softmax operation, denoted as z_l^V in Equation 7. In Equation 9, then it is added with projected encoder output z_t^V to get $z_{t,l}^V$, i.e. the output of Pred^V . Finally we can compute the posterior of the transducer model as

$$P_{ASR}(\hat{y}_{l+1} | \mathbf{X}, \mathbf{y}_l) = \text{softmax}([z_{t,l}^B, z_{t,l}^V]). \quad (10)$$

and then the loss is computed as

$$\mathcal{L} = \mathcal{L}_{transducer} + \lambda_{LM} \mathcal{L}_{LM} + \lambda_{CTC} \mathcal{L}_{CTC}, \quad (11)$$

where $\lambda_{LM}, \lambda_{CTC}$ are hyper-parameters.

III. LONGFNT: LONG-CONTENT FACTORIZED NEURAL TRANSDUCER ASR

In this section we describe LongFNT, the non-streaming long-content ASR architecture based on factorized neural transducer, which contains LongFNT-Text and LongFNT-Speech parts.

Here, we use p as the index of the current utterance, and then the first/second utterance before utterance p are $p - 1$ and $p - 2$ and etc. Then the historical utterances have acoustic sequences like $\{\dots, \mathbf{X}^{p-2}, \mathbf{X}^{p-1}\}$, and label sequences like $\{\dots, \mathbf{y}^{p-2}, \mathbf{y}^{p-1}\}$, where the current utterance has acoustic sequence \mathbf{X}^p and label sequence \mathbf{y}^p and $\mathbf{X}^p = [\mathbf{x}_1^p, \dots, \mathbf{x}_{T^p}^p], \mathbf{y}^p = [y_1^p, \dots, y_{L^p}^p]$. And then the acoustic representation sequence from speech encoder is $\mathbf{h}_{[1:T^p]}^p$ for current utterance p .

A. LongFNT-Text: Long-content Text Integration of FNT

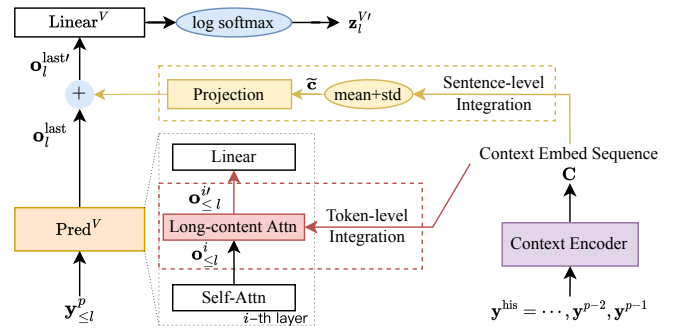


Fig. 2: Architecture of LongFNT-Text: the text-side context encoder and long-content textual integration methods for Pred^V

As shown in Figure 2, we first propose LongFNT-Text, which contains a text-side context encoder and two different textual integration methods. We modify the Pred^V in Equation 7 to expand long-content textual information in FNT.

Context Encoder: The text-side context encoder converts historical label sequences $\mathbf{y}^{\text{his}} = \{\dots, \mathbf{y}^{p-2}, \mathbf{y}^{p-1}\}$ into token-level historical embedding sequence \mathbf{C} :

$$\mathbf{C} = \text{Context-Encoder}(\mathbf{y}^{\text{his}}), \quad (12)$$

where \mathbf{C} has length equal to $\dots + L^{p-2} + L^{p-1}$. During inference, the current utterance information will not be used in the context encoder. The basic context encoder is jointly trained with long-content FNT in a transformer manner. To extract stronger features, we directly use a pre-trained RoBERTa [53] model as the context encoder. We utilize the pre-trained RoBERTa¹ model and freeze it during LongFNT training.

Two textual integration methods are designed for LongFNT-Text. As shown before, FNT factorizes out the vocabulary predictor part by jointly training the speech-text pair data, therefore the historical transcriptions can be injected inside the vocabulary predictor Pred^V or after it.

¹<https://huggingface.co/sentence-transformers/all-roberta-large-v1>

Utterance-level integration: To get the utterance-level embedding \tilde{c} , we first do mean and standard variance (std) such that $\tilde{c} = \text{concat}(\text{mean}(C), \text{std}(C))$, and then enhance z_l^V with utterance-level information \tilde{c} in the yellow box of Figure 2:

$$\mathbf{o}_{\leq l}^{\text{last}} = \text{Pred}^V\text{-Encoder}(\mathbf{y}_{\leq l}), \quad (13)$$

$$\mathbf{o}_l^{\text{last}'} = \mathbf{o}_l^{\text{last}} + \text{Projection}(\tilde{c}), \quad (14)$$

$$z_l^{V'} = \log_softmax(\text{Linear}^V \cdot \text{ReLU}(\mathbf{o}_l^{\text{last}'})), \quad (15)$$

where $\mathbf{o}_{\leq l}^{\text{last}}$ is the l -th textual embedding in the last layer of $\text{Pred}^V\text{-Encoder}$, and $\mathbf{o}_l^{\text{last}'}$ is the historical-enhanced version of $\mathbf{o}_l^{\text{last}}$, and $z_l^{V'}$ is the historical-enhanced logits.

Token-level integration: Different from the utterance-level integration method, we put more granular historical information (C) into Pred^V by adding an auxiliary cross-attention layer inside transformer blocks:

$$\mathbf{o}_{\leq l}^i = \text{MHA}(\mathbf{o}_{\leq l}^{i-1}, \mathbf{o}_{\leq l}^{i-1}, \mathbf{o}_{\leq l}^{i-1}), \quad (16)$$

$$\mathbf{o}_{\leq l}^{i'} = \text{MHA}(\mathbf{o}_{\leq l}^i, C, C), \quad (17)$$

$$\mathbf{o}_{\leq l}^{i'} = \text{FFN}(\mathbf{o}_{\leq l}^{i'}), \quad (18)$$

where Pred^V is a transformer encoder, i is the block index, $\mathbf{o}_{\leq l}$ is the representation of current tokens, FFN is the feed-forward layer and MHA is the multi-head attention layer, respectively. Residual connection is ignored for simplification. In Equation 17, we integrate the long-content context embedding sequence C into the representation $\mathbf{o}_{\leq l}$, where C is key and value and $\mathbf{o}_{\leq l}^i$ is the query in this attention. Meanwhile, there is also a projection layer for C when we use mismatched dimensions for the context encoder and Pred^V .

Finally, the utterance-level integration and the token-level integration can be combined to achieve better utilization of C . Since the Pred^V in FNT is designed to be an LM, we explore the possibility of training it independently on a much larger text corpus (i.e. the external text) than the transcriptions in the FNT training data. The vocabulary of the external LM is the same as that of the FNT system, and is pre-trained using the conventional cross-entropy loss. With the help of large external text data, the model achieves better results, which is then named as **LongFNT-Text**.

B. LongFNT-Speech: Long-content Enhanced Speech Encoder

As shown in Figure 3, we describe our proposed LongFNT-Speech to train the speech encoder on long-content speech, which is pre-segmented into utterances $\{\dots, \mathbf{X}^{p-2}, \mathbf{X}^{p-1}\}$.

$$\dots, \mathbf{h}_{[1:T^{p-1}]}^{p-1}, \mathbf{h}_{[1:T^p]}^p = \text{Encoder}(\dots, \mathbf{X}^{p-1}, \mathbf{X}^p), \quad (19)$$

where \mathbf{h}_t^p is the historical-enhanced t -th acoustic representation of the p -th utterance (i.e. the current one) matches \mathbf{h}_t in Equation 1. The label representations z_t^V is calculated by \mathbf{h}_t^p as in Equation 9. For normal FNT, the whole $\dots, \mathbf{h}^{p-1}, \mathbf{h}_{[1:T]}^p$ is used to compute the transducer loss and for gradient back-propagation. However, LongFNT-Speech only utilizes the current acoustic hidden representations $\mathbf{h}_{[1:T]}^p$ for computing the transducer loss and CTC loss, and backward across historical utterances is ignored during training. Using such extension, the speech encoder receives a longer history and thus benefits both training and evaluation.

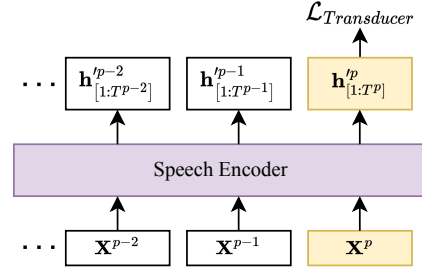


Fig. 3: Architecture of LongFNT-Speech: the speech encoder pipeline with long-content speech input. Only the yellow part is used for gradient back propagation.

C. Training strategies for LongFNT

Combining LongFNT-Text and LongFNT-Speech, the final proposed method is called as **LongFNT**. During training, the large-context encoder obtains not hypotheses but reference (oracle) transcripts. The long-content information utilization is controlled by the number of historical utterances (N_{his}), and will effect the improvement of the LongFNT model. N_{his} is a hyper-parameter, and $N_{\text{his}}^{\text{train}}$ (the number of historical utterances during training) is randomly sampled from the pre-defined distribution $[0, N_{\text{his}}]$ for each utterance, while $N_{\text{his}}^{\text{decode}}$ (the number of historical utterances during decoding) is controlled by N_{his} and available historical utterances. Take $N_{\text{his}} = 3$ as an example, the first decoded utterance has no history ($N_{\text{his}}^{\text{decode}}[1] = 0$), second has $N_{\text{his}}^{\text{decode}}[2] = 1$, and the 10th utterance has $N_{\text{his}}^{\text{decode}}[10] = 3$. Although we can achieve much longer history, it is a huge burden for training as the history length grows and meanwhile causes serialization data training rather than the random shuffling one.

IV. SLONGFNT: SPEED UP LONGFNT ASR IN STREAMING SCENARIO

In streaming ASR, besides the recognition error rate, the recognition latency stands as a pivotal metric. However, the LongFNT approach yields high latency, which inspire us to explore a streaming model that makes efficient use of historical information and keep the benefits of streaming models.

Firstly, we introduce a modified version of the FNT architecture for streaming scenarios named as streaming FNT (SFNT). For speech encoder, we adopt the streaming conformer [55] derived from its offline version. Different from emformer [46], our attention mechanism omits the memory bank and right-context (named as chunk-based attention [56]). During training, the left-context and center-context are concatenated together as a large chunk. During decoding, the left-context and its related states are consistently cached so that the chunked attention is like:

$$\mathbf{H}_t = \text{MHA}(\mathbf{H}_t, \mathbf{H}_{\{u:v\}}, \mathbf{H}_{\{u:v\}}), \quad (20)$$

where $t \in [u : v]$ denotes the frames used in computation which starts from timestamp u and ends at v , and $v - u$ is the summed length of left-context frames and center-context frames. Additionally, we substitute the traditional convolution block with a causal one.

As for Pred^V , as the use of transformer as Pred^V can cause unacceptable delays, so we use LSTM structure [15, 54] to improve the latency.

A. SLongFNT-Text

As mentioned in Section III-A, the context encoder however is not efficient enough in terms of real time latency when we apply transformer-style architecture such as RoBERTa. Thus, we propose an alternative approach: taking Pred^V as the context encoder, rather than the transformer-style context encoder referenced in LongFNT (transformer or RoBERTa). This allows us to mitigate the computational delays associated with using an extra context encoder to process historical utterances.

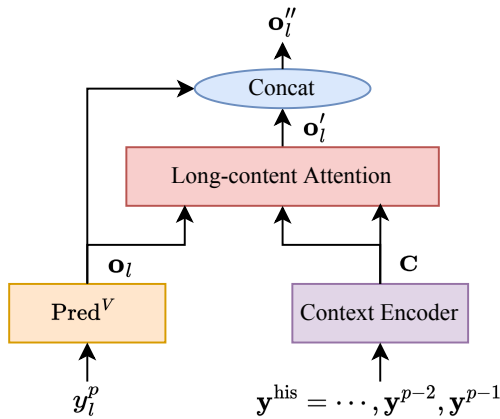


Fig. 4: Architecture of SLongFNT-Text: the long-content self-attention module and two different kinds of historical textual information.

Shown in Figure 4(a), we improve the token-level integration mentioned in Section III-A from concatenating operation to the long-content attention:

$$o_l' = \text{Long-content Attention}(o_l, C, C), \quad (21)$$

where o_l is the output state of Pred^V before the projection layer, i.e. $z_l^V = \log_{\text{softmax}}(\text{Linear}^V(o_l))$, and C is the context embedding sequence, which is referred as RoBERTa or Pred^V in experiments. When using Pred^V as the context encoder, and the hidden states of Pred^V in SFNT is regarded as token-level embeddings C . Moreover, the historical-enhanced representation o_l' is concatenated with o_l , $o_l'' = [o_l, o_l']$ to achieve better integration performance.

B. SLongFNT-Speech

In the streaming FNT mentioned above, the encoder is used with limited acoustic frames in order to ensure low recognition latency, which also leads to a relatively large reduction in recognition accuracy. Therefore, how to use historical information efficiently is explored in a streaming situation and a *SLongFNT-Speech* architecture is proposed. Shown in Figure 5, when feeding external historical speech into the

encoder, a similar technique called *long-content chunk-based attention* can be applied to retain its historical features:

$$H_t = \text{MHA}(H_t, [H^{\text{his}}; H_{\{u:v\}}], [H^{\text{his}}; H_{\{u:v\}}]). \quad (22)$$

where H^{his} is the cached features from historical utterances \dots, H^{p-2}, H^{p-1} . This allows the chunk-based attention to be expanded to a larger global field of perception.

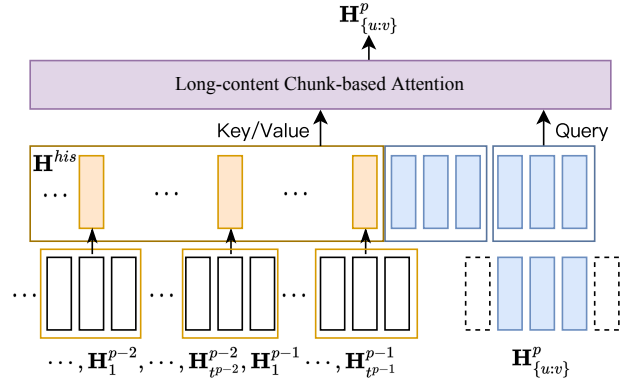


Fig. 5: Architecture of the attention layer in SLongFNT-Speech: the long-content chunk-based self-attention module in the speech encoder. Downsampling is applied to reduce the history length.

Even though caching technique is applied in long-content chunk-based attention, we notice that the computation complexity $O(d \times (v - u + \dots + t^{p-2} + t^{p-1}))$ is still huge, where the historical feature lengths t^{p-2}, t^{p-1} is much longer than the chunk size. This will result in a corresponding increase in computation when performing the attention calculation. Accordingly two downsampling methods are proposed to reduce the increment length for historical acoustic information by rate K into an acceptable magnitude shown in Figure 5.

Statistical Downsampling: The first method is called statistical downsampling. The uncompressed features $h^{<p}$ are firstly broken into discontinuous blocks, and then all frame features in each block are added and normalized to obtain a global representation, i.e. block-wise mean or standard variance. If the whole history is regarded as one block, then the downsampling can be seen as a global mean or standard variance. For each block:

$$\tilde{H}_i = 1/K \sum_{K \cdot i \leq t < K \cdot (i+1)} H_t, \quad (23)$$

where we compute the i -th block historical embedding, and K represents the number of blocks from historical content. Then $H^{\text{his}} = [\tilde{H}_1; \dots; \tilde{H}_K]$ mentioned in Equation 22.

Dilated Downsampling: Another method is called dilated local downsampling, where it is implemented by random selection:

$$\tilde{H}_i = H_t, \text{ where } t \stackrel{\text{uniform}}{\leftarrow} [K \cdot i, K \cdot (i+1)]. \quad (24)$$

By utilizing these two downsampling methods in training, and the statistical downsampling method in inference (which is referred to as ‘mix’ in the experiments section), the proposed SLongFNT-Speech model can achieve better results.

C. Training strategies for SLongFNT

Combining SLongFNT-Text and SLongFNT-Speech, the final proposed streaming version of LongFNT is named **SLongFNT** (Streaming LongFNT). Firstly, we extend the previous FNT model in Section II-B into the streaming version. We mainly follow the setup from [15], using truncated history with no future information. Meanwhile, we follow MoCHA [57] to segment speech into chunks with a specified chunk size and attention caching used to optimize inference speed. In addition, for the convolutional layer in the conformer, we also use causal convolution to ensure that future information will not be utilized in the training process. The training is performed on concatenated utterances, and it enforces time restriction on the self-attention layers by masking attention weights, which can simulate a situation where future content is not available while still considering several look-ahead frames.

V. EXPERIMENTAL SETUP

We conduct experiments with two datasets, LibriSpeech [58] and GigaSpeech Middle (abbr. as GigaSpeech) [59]. LibriSpeech has around 960 hours of audiobook speech, while GigaSpeech has around 1,000 hours of audiobook, podcasting, and YouTube audio. The sampling rate of these two datasets is 16 kHz. The word error rate (WER) averaged over each test set is reported. For acoustic feature extraction, 80-dimensional mel filterbank (Fbank) features are extracted with global level cepstral mean and variance normalization. Frame length and frame shift are 25ms and 10ms respectively. Standard SpecAugment [60] is applied for both datasets. Each utterance has two frequency masks with parameter ($F = 27$) and ten time masks with maximum time-mask ratio ($pS = 0.05$). 5,000 word pieces with Byte Pair Encoding (BPE) [61] are trained using LibriSpeech and GigaSpeech datasets separately. As for the Pred^V part, the text scale is 10.27 million words for LibriSpeech and 9.68 million for GigaSpeech. And the extra text data ('+ external text' mentioned in Section III-A), for LibriSpeech, we use the official extra text corpus which has 812.69 million words (<https://www.openslr.org/11/>), and for GigaSpeech, we use GigaSpeech-XL training text data which has 113.80 million words. The external text is used to pre-train Pred^V to get a better initialization.

As shown in Figure 6, we evaluate the average length of audio and bpe-level tokens in different long-content setups, i.e. the different numbers of historical utterances. In our experiments utilizing Librispeech and Gigaspeech, we maintained the temporal sequence of sentences using successive utterance ids, such as XXX_01, XXX_02 and etc. Gigaspeech occasionally exhibits sequence discontinuities, but given their typical session lengths over one hour, such breaks have a marginal impact on continuity. While not every Librispeech book's content is fully represented, each session's content is intact and sequential. During testing, for any utterance with non-consecutive historical utterances, we adaptively treat the immediately preceding utterance as historical content to balance both relevance and efficiency. Take '03,05,06' utterance sequence as an example, during the inference of '06' with $N_{\text{his}} = 2$ and '04' is missing, we would consider '03' and

'05' as the preceding historical content for '06'. For the first utterance, there is no historical information, whereas the second utterance has only '01' as its historical content.

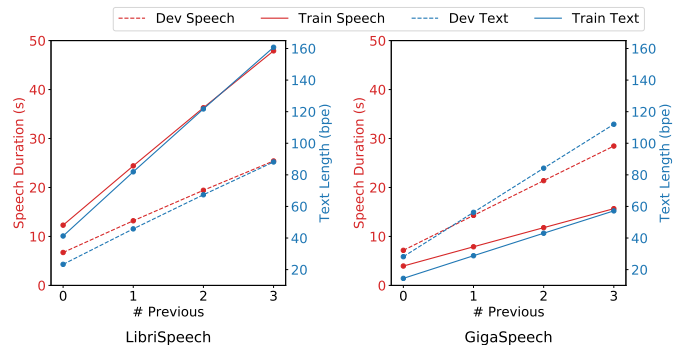


Fig. 6: The statistics of speech and words in the LibriSpeech (left) and GigaSpeech (right). Red denotes speech, and blue denotes text. Solid line denotes train set and dotted line denotes dev set. The left vertical axis of each figure denotes the speech duration (ms), while the right one denotes the text length (bpe5000). The horizontal axis #Previous denotes N_{his} .

The non-streaming FNT baseline follows the single-utterance settings of factorized neural transducer (FNT) [48]. And the non-streaming C-T baseline has the same architecture of speech encoder and predictor and training setup where as FNT, the predictor has the same shape as Pred^B . The subsampling layer is a VGG2L-like network, which contains four convolution layers with the down-sampling rate of 4. The encoder has 18 conformer layers, in which the inner size of the feed-forward layer is 1,024, and the attention dimension is 512 with 8 heads. The Pred^B has two unidirectional LSTM layers with 1,024 hidden size and the joint dimension is set to 512. The Pred^V use vanilla 8 transformer layers, which has 256 attention dimension with 8 heads. The textual input for Pred^B and Pred^V is prefixed with a start-of-sequence (SOS) token. The hyper-parameter weights are fixed as $\lambda_{CTC} = 0.1$. The context encoder has the same shape as Pred^V if training from scratch, and utilizes the frozen RoBERTa model otherwise. The input of the context encoder is also always started with a start-of-sequence (SOS) symbol for distinction. During inference, we keep beam size equal to 8. As for the FNT's external larger text-trained LM (external text), we use 16 transformer layers with 512 attention dimension with 8 heads. In the following experiments, the default number of long-content sentences N_{his} is two. We also conducted ablation studies to explore the effects of varying this number. Throughout both training and decoding, we consistently incorporate $\leq N_{\text{his}}$ sentences as the historical textual content. Two possible long-content text forms, i.e. oracle and hypotheses, are fed into LongFNT model series to obtain the results. Both FNT and LongFNT follow consistent training stages. When no external text is utilized, both models are trained from scratch. However, when '+external text' is incorporated, the Pred^V is pre-trained using the external text data.

As for the streaming experiments, the basic training/inference setup remains the same, but the conformer encoder is with chunk-wise casual convolution layer. We train the streaming encoder with 8 left chunks and 1 center chunk (per chunk is 40ms, i.e. totally 320ms delay in the basic streaming FNT system). Furthermore, in streaming human-computer interaction scenarios, we have to take the speech time into consideration when evaluating the real decoding time. Under this scenario, the non-streaming ASR system will be suspended until all the audio frames have been received, which will cause high latency, while the streaming one can process the speech as far as it receives the audio chunk. And the training stages for SFNT/SLongFNT remains the same as FNT/LongFNT for ‘+ long text’, ‘+ external text’ and etc.

We measure the end-latency under single core of Intel(R) Xeon(R) Gold 6132 CPU @ 2.60GHz:

$$\text{End-Latency}^p = T_{\text{end}}^p - T^p, \quad (25)$$

where T^p is the length of utterance p , and T_{end}^p denotes the total computation time elapsed from the moment the first frame is fed to the encoder until the final bpe token is decoded for utterance p . Meanwhile, we evaluate the average end-latency for the whole dev set. To be notified, the context embedding sequence C is simulated to compute in another CPU core to avoid any latency issues during the inference process.

VI. EXPERIMENTAL RESULTS AND ANALYSIS

A. Evaluation on the non-streaming LongFNT model

In our initial experiments, we investigated whether the performance of the vanilla C-T model could be improved by incorporating long-content transcription history (‘+ long text’), in the first block of Table I. We observed that the vanilla C-T model demonstrated only minimal improvements when using extended long-content text or utterance-level integration, even with the use of oracle transcripts. Moreover, when incorporating hypotheses, the system performance actually degraded. This outcome can be attributed to the fact that the predictor network in traditional neural transducer models is not a pure language model and cannot easily leverage longer history to achieve performance improvements.

In terms of FNT, shown in the second block of Table I, including the decoded/oracle long-content transcription history in the text input (‘+ long text’) does very limited help on both LibriSpeech and GigaSpeech. When the factorized predictor V is trained with extra text data (+external text), the system can obtain small but consistent improvements on all test sets. It demonstrates that the FNT architecture can factorize and model the language knowledge more accurately and can be benefited from a powerful language model. However, the long-content text history also does not further improve system upon the external text, which indicates that it is non-trivial to explore how to better leverage long-content information in the neural transducer. Additionally, while the normal speech encoder is indeed capable of handling long-form speech, our experiment ‘FNT + long speech’ reveals that directly integrating long-content speech with the FNT results in a performance drop

TABLE I: Performance (WER) (%) comparison on LibriSpeech test sets and GigaSpeech dev/test sets under the non-streaming scenario. Text has two modes, ‘oracle’ denotes that the historical text is obtained from the ground truth transcripts, while ‘hypotheses’ denotes that the historical text is from the decoding results.

Model	Text	Libri-test		Giga	
		clean	other	dev	test
C-T	-	3.1	6.6	16.1	15.7
+ long text	oracle	3.1	6.5	15.8	15.5
+ long text	hyp	3.1	6.7	16.1	15.9
+ utterance-level integ.	oracle	3.1	6.5	16.0	15.5
+ utterance-level integ.	hyp	3.2	6.9	16.4	16.2
FNT	-	3.2	6.4	16.8	16.3
+ long text	oracle	3.2	6.3	16.5	16.2
+ long text	hyp	3.2	6.4	16.7	16.4
+ external text	-	3.0	6.1	16.4	16.0
+ external + long text	hyp	3.0	6.1	16.4	16.1
+ long speech	-	3.2	6.5	17.0	16.6
<i>FNT with LM fusion</i>					
+ Single-utterance LM	-	2.6	5.7	16.0	15.6
+ Cross-utterance LM [25, 62]	oracle	2.2	5.1	14.6	14.3
+ Cross-utterance LM [25, 62]	hyp	2.4	5.5	15.5	15.1
LongFNT-Text	hyp	2.5	5.5	15.2	14.9
+ LM Fusion	hyp	2.2	4.8	14.4	14.0
LongFNT-Speech	-	2.8	6.0	15.9	15.7
LongFNT	hyp	2.4	5.4	14.8	14.3

across all sets. This underscore the need to find a more optimal approach for leveraging long-content speech.

In the last, the newly proposed LongFNT model is evaluated and the results are shown in the last block of Table I. Compared to the previous C-T and FNT systems, all the proposed models using long information can get significant improvements, which demonstrates the better utilization of long-content history information with the new model. In contrast to ‘FNT + long speech’, LongFNT-Speech exhibits superior performance. This enhancement can be attributed to our strategy of confining the gradient back-propagation. To further validate the efficacy of LongFNT-Text, we replicated the cross-utterance transformer LM as detailed in [51, 62] in the third block of Table I. Nonetheless, it is worth noting that these methods aren’t entirely analogous to LongFNT-Text. The primary distinction arises from their reliance on shallow fusion, whereas LongFNT-Text operates independently of such a fusion mechanism. Shown in Table I, it is evident that cross-utterance LM fusion (hyp) garners an improvement over conventional fusion and baseline. Meanwhile, LongFNT-Text outperforms cross-utterance LM fusion on GigaSpeech, possibly due to its enhanced robustness. Furthermore, when LongFNT-Text is applied with shallow fusion, its performance notably surpasses that of ‘+cross-utterance LM fusion (hyp)’. Such a synergy effectively captures the long-content textual information. Furthermore, it is observed that both two types of historical information, i.e. text and speech, are both helpful for long-content speech recognition, and LongFNT-Text is slightly better than the LongFNT-Speech. The final LongFNT model integrating historical knowledge from both text and speech achieves the best system performance, and compared to the

limited gain from the naive long text usage in C-T and FNT, the proposed LongFNT obtains around 20% and 10% relative WER reductions on LibriSpeech and GigaSpeech respectively.

B. Ablation Studies on the non-streaming LongFNT model

1) *The Number of Historical Utterances*: Performance comparison of successive historical utterance counts are evaluated with the proposed LongFNT model, and the results are shown in Table II. The correlation between the number of historical utterances and the recognition error rate can be observed, and $N_{\text{his}}=0$ means no historical utterance is used, i.e. the FNT baseline. As N_{his} grows, the WER of the current utterance is reduced gradually with the increased historical length N_{his} . After $N_{\text{his}} > 2$, the improvement is limited but training resources are very consumed. So the previous two utterances history are the most appropriate trade-off point between accuracy and cost in LongFNT, and we set $N_{\text{his}}=2$ to learn appropriate long-content information for all the following experiments.

TABLE II: Performance (WER) (%) comparison of successive historical utterance counts on GigaSpeech dev/test sets for LongFNT series. Specially, N_{his} for the proposed LongFNT model series is decoded under $N_{\text{his}}^{\text{train}} = 2$ while $N_{\text{his}}^{\text{decode}} = 0$ as in Section III-C. All results are evaluated using decoded hypotheses as the historical text.

N_{his}	0	1	2	3
FNT	16.8/16.3	-	-	-
LongFNT-Text	17.0/16.4	16.0/15.6	15.2/14.9	15.3/14.8
LongFNT-Speech	16.7/16.3	16.2/15.8	15.9/15.7	15.8/15.5
LongFNT	16.9/16.4	15.8/15.4	14.8/14.3	14.7/14.3

TABLE III: Performance (WER) (%) comparison of different components in LongFNT-Text (The final LongFNT-Text system is the line denoted with *).

Model	Text	Libri-test		Giga	
		clean	other	dev	test
FNT	-	3.2	6.4	16.8	16.3
+ utterance-level integ.	oracle	2.9	6.1	16.0	15.8
+ utterance-level integ.	hyp	3.0	6.3	16.5	16.2
+ token-level integ.	oracle	2.9	6.0	15.7	15.4
+ token-level integ.	hyp	3.0	6.1	16.0	15.7
+ external text	-	3.0	6.1	16.4	16.0
++ utterance-level integ.	hyp	2.9	5.9	16.0	15.5
+++ RoBERTa	hyp	2.8	5.8	15.9	15.3
++ token-level integ.	hyp	2.6	5.7	15.8	15.4
+++ RoBERTa	hyp	2.6	5.6	15.8	15.4
+ utterance- + token- integ.	hyp	2.8	5.8	15.9	15.5
++ external text	hyp	2.5	5.6	15.6	15.2
+++ RoBERTa (*)	hyp	2.5	5.5	15.2	14.9

2) *Effectiveness of different components in LongFNT-Text*: In this subsection, we evaluate the effectiveness of the proposed LongFNT model and explore the impact of each module on the final performance. Table III presents the results of our analysis on the efficiency of different integration methods for LongFNT-Text.

In the first block of Table III, experiments indicate that token-level integration is more significant than utterance-level integration. When considering only utterance-level integration, the system achieves a WER reduction of 0.2/0.1 absolute on the LibriSpeech and 0.3/0.1 absolute on the GigaSpeech datasets. However, when token-level integration is utilized, the WER reduction improves to 0.2/0.3 absolute on the LibriSpeech corpus and 0.8/0.6 absolute on the GigaSpeech corpus. A similar trend can be observed in the second block, token-level integration outperforms utterance-level integration by ~ 0.4 absolute WER reduction on LibriSpeech and 0.2 \sim 0.5 on GigaSpeech, after adding external text (i.e. with large LM, ‘+ external text’) and after using RoBERTa model (‘+++ RoBERTa’).

As mentioned previously in Section V, in the real scenario, ground truth (oracle) text can not be accessed, and we evaluate the above methods using decoded transcriptions (hypotheses) to get real performance and explore the importance of those two types in different LongFNT-Text modes. Shown as the 1st block of Table III, experiments indicate that models decoded using hypotheses experienced a relative 1% \sim 5% performance drop compared to those decoded using oracle text, and the degradation on the GigaSpeech is larger compared to the that on the LibriSpeech. This may be attributed to the fact that the basic error rate influences the performance of hypotheses, and a system with low WER is necessary to achieve performance improvements in long-content speech recognition. Additionally, we observe that the utterance-level integration is more sensitive to the long-content transcriptions quality compared to the token-level one, as it drops more 0.1% \sim 0.2% absolute WER.

This indicates the shortcoming of statistical averaging pooling for utterance-level integration.

Then we discovered that long-content transcriptions can be effectively utilized in conjunction with external text, thereby leveraging the advantages of FNT. Results in the 2nd and 3rd blocks of Table III demonstrate a relative performance increase of at least 2% across all datasets for different textual integration methods (‘+token-level’, ‘+ utterance-level’, ‘+ utterance-level + token-level’). These results highlight the effectiveness of employing a external-text-boosted vocabulary predictor to further enhance the performance of our models.

Furthermore, We also investigated the importance of replacing the train-from-scratch context encoder with a pre-trained RoBERTa model, and found that the importance varied across the LibriSpeech and GigaSpeech datasets. For LibriSpeech, the performance only improves by 0.1% absolute WER reduction, and in some cases, no improvement was observed in the test-clean set for the LongFNT-Text model. In contrast, for GigaSpeech, we observed a consistent improvement in performance of at least 0.3% \sim 0.5% absolute WER reduction. This phenomenon is interesting because the impact of the RoBERTa model was minimal in the LibriSpeech dataset. This may be attributed to the fact that the influence of transcriptions is relatively smaller in this dataset, and the context encoder has a similar ability to model the long-content textual information.

C. Evaluation on streaming SLongFNT model

Table IV presents the performance comparison in streaming scenario, and here we no longer explore the performance of C-T with the long-term history (the specific reasons can be seen in Section VI-A). We first set a benchmark based on the impact of long-content text on the original FNT model, which the basic streaming FNT (SFNT) has obvious performance drop compared with the non-streaming FNT model in Table I. The results presented in lines 1-3 of the first block of the Table IV align with the conclusions drawn in Section VI-A for non-streaming system with oracle/hypotheses historical condition. With the help of external text, whether there is long-content text or not, the streaming FNT model has been improved consistently, although the improvement is relatively small.

TABLE IV: performance (WER) (%) comparison on LibriSpeech test sets and GigaSpeech dev/test sets under the streaming scenario. Text has two modes, ‘oracle’ denotes that the historical text is obtained from ground truth transcripts, while ‘hyp’ denotes that the historical text is from the decoded hypotheses.

Model	Text	Libri-test		Giga	
		clean	other	dev	test
SFNT	-	4.1	10.0	22.9	22.0
+ long text	oracle	3.8	9.3	21.4	20.6
+ long text	hyp	4.0	9.8	22.8	22.2
+ external text	-	3.9	9.7	22.3	21.5
+ external + long text	hyp	3.8	9.4	21.9	21.0
SLongFNT-Text	hyp	3.7	8.8	21.2	20.0
SLongFNT-Speech	-	3.3	7.8	19.7	18.8
SLongFNT	hyp	3.1	7.5	19.1	18.2

In the second block of Table IV, it shows the performance of our proposed SLongFNT models individually. For the utilization of long-content transcriptions, i.e. SLongFNT-Text, it achieves 11/8% relative WER reduction on LibriSpeech/GigaSpeech, which is a comparable improvement with non-streaming LongFNT-Text. As for the utilization of long-content speech, i.e. SLongFNT-Speech, the downsampling rate is set to $K = 4$ to consider the balance between the inference speed and accuracy, and 15/14% relative WER reduction on LibriSpeech/GigaSpeech are observed. It is found that the improvement of SLongFNT-Speech is larger than that of LongFNT-Speech, which may be due to the greater importance of speech encoder in the streaming condition. Finally, the SLongFNT system combining historical knowledge from both text and speech achieves $\sim 25\%$ relative WERR on LibriSpeech and $\sim 17\%$ relative WERR on GigaSpeech, compared to the baseline streaming FNT system.

D. Ablation Studies on the streaming SLongFNT model

At first, we follow the $N_{\text{his}} = 2$ setup for the exploration of SLongFNT-Text/Speech architecture to find optimal architecture setup for SLongFNT.

1) *Exploring different text integration methods for SLongFNT-Text*: In the second block of Table V, we investigate different components of SLongFNT-Text. First of all, we explore the external context encoder method (directly

TABLE V: The ablation study of different components proposed in SLongFNT. For SLongFNT-Text, the second block shows different integration methods. For SLongFNT-Speech, the third block shows different down-sampling strategies.

Model	Libri-test		Giga	
	clean	other	dev	test
SFNT	4.1	10.0	22.9	22.0
SLongFNT	3.1	7.5	19.1	18.2
<i>SLongFNT-Text (w/ RoBERTa or Pred^V context encoder)</i>				
w/ RoBERTa (oracle)	3.7	8.9	19.2	18.3
w/ RoBERTa (hyp)	3.9	9.5	21.6	20.8
+ external text	3.7	8.8	21.2	20.0
w/ Pred ^V (oracle)	3.8	9.1	19.5	18.4
w/ Pred ^V (hyp)	4.0	9.8	22.1	21.2
+ external text	3.9	9.6	21.8	20.9
<i>SLongFNT-Speech (w/ downsampling methods)</i>				
w/o downsample (K=1)	3.2	7.5	19.4	18.6
mean	4.0	9.6	22.3	21.5
mean+std	4.0	9.8	22.5	21.6
statistical (K=2)	3.3	7.6	19.5	18.6
statistical (K=4)	3.3	7.9	19.9	19.1
statistical (K=8)	3.5	8.2	20.7	20.3
statistical (K=16)	3.8	9.3	22.0	21.2
dilated (K=2)	3.3	7.9	19.9	19.1
dilated (K=4)	3.4	8.0	20.2	19.4
mix (K=4)	3.3	7.8	19.7	18.8

use the same RoBERTa model mentioned in Section III-A), and the method of extracting context embedding is the same as LongFNT. RoBERTa (hypotheses) is consistently worse than RoBERTa (oracle), and the drop is larger for datasets with worse WER (i.e. 7% relative WER degradation on LibriSpeech while 14% for GigaSpeech) due to the incorrect textual content. Similar to LongFNT-Text, with the help of external text, the RoBERTa-based SLongFNT-Text model achieves $>8\%$ relative WER improvement on both datasets.

However, in real streaming scenario, the CPU is overloaded for current chunk’s inference, thus computing context embeddings by RoBERTa causes higher latency. We then try to utilize the hidden state from Pred^V, which does not require external computing resources. With Pred^V as the internal context encoder, the final SLongFNT-Text also achieves significant improvement, and it is smaller than the RoBERTa context encoder but still obvious.

2) *Exploring different downsampling methods for SLongFNT-Speech*: In the third block of Table V, we investigate different downsampling methods for SLongFNT-Speech mentioned in Section IV-B, and downsampling rate $K = 1$ indicates the system without downsampling. We first considered the corner cases, those are, to calculate the mean vector of all long-content acoustic representations (mean), and to calculate the mean and standard variance of all long-content acoustic representations (mean+std). Although these modes are simple, experimental results show that both methods can be still better than the SFNT baseline (line 1), and the ‘mean’ performs slightly better than the model with ‘mean+std’. Thus we choose ‘mean’ as the implementation of statistical downsampling.

The statistical and dilated downsampling with different rates are then applied. It is observed that the statistical downsam-

pling with $K = 2$ gets almost no WER degradation, and the performance drop will become obvious when $K > 4$. Compared to the dilated downsampling mode, the statistical mode is consistently better. Moreover, we tried to combine statistical and dilated downsampling modes with $K = 4$, i.e. using the statistical with dilated downsampling methods during training and using statistical downsampling only for decoding, SLongFNT-Speech (shown as the last line in Table V) can achieve better results and perform the appropriate trade-off between the accuracy and computation cost.

3) *The Number of Historical Utterances*: We study the influence of different historical information lengths on the recognition accuracy and delay of the SLongFNT model, and then select the most suitable number for the following experiments. From Table VI, it is found that as the number of historical utterances N_{his} increases, the performance of SLongFNT-Text/-Speech and the final model SLongFNT are gradually improved. The impact from historical speech is larger than that from historical text. Similar as the observation for non-streaming LongFNT, $N_{his} = 2$ also seems to be the appropriate trade-off point between accuracy and computational cost for this streaming SLongFNT, and it is applied on SLongFNT in the further experiments.

TABLE VI: Performance (WER) (%) comparison of successive utterance counts N_{his} on GigaSpeech dev/test sets for SLongFNT series.

N_{his}	0	1	2	3
SFNT	22.9/22.0	-	-	-
SLongFNT-Text	23.2/22.4	21.8/20.8	21.2/20.0	21.4/20.2
SLongFNT-Speech	22.7/21.7	20.3/19.9	19.7/18.8	19.5/18.5
SLongFNT	23.1/22.3	19.9/19.4	19.1/18.2	18.7/18.0

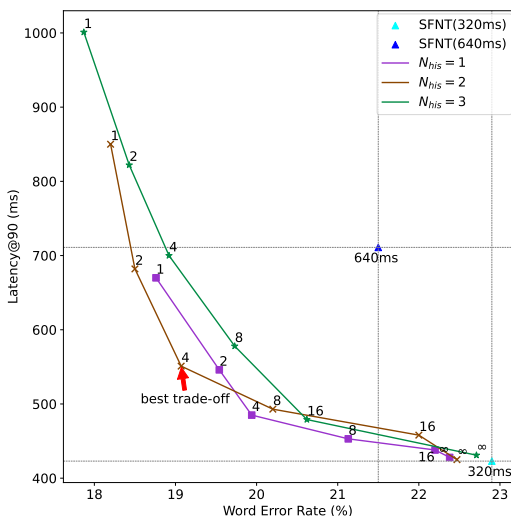


Fig. 7: Latency (ms) and word error rate (%) trade-off on dev set of GigaSpeech. ∞ denotes ‘mean’ in Table V. Different downsampling rates K and N_{his} are presented. The numbers on the line are the related downsampling rates K .

4) *Decoding Latency*: Decoding speed is another concern when people deploy the streaming ASR systems. Illustrated

in Figure 7, we evaluated the end-latency for the proposed SLongFNT systems with different number of historical utterances ($N_{his} = 0,1,2,3$) and different downsampling rates ($K = 1,2,4,8,16,\infty$), where ∞ denotes mean pooling. The results demonstrate that as the word error rate decreases, the latency increases. We can balance the trade-off between latency and model accuracy (error rate) by choosing $N_{his} = 2, K = 4$, which results in the latency of 545ms. In this setup, the latency for SLongFNT-Text is recorded at 473ms, while SLongFNT-Speech exhibits a latency of approximately 497ms.

Meanwhile, the figure also demonstrates that the downsampling ratio has a significant impact on latency, and the increase of historical statements gradually increases overall recognition delay. When the downsampling ratio is greater than 4, the rate of latency attenuation gradually slows down. At this point, the infinity downsampling latency is similar to $N_{his} = 0$, where we consider ‘mean’ as an approximation that approaches infinity (∞). Moreover, another basic streaming FNT model with larger chunk-size=640ms is also constructed and shown in the figure, denoted as SFNT(640ms). It is observed that the newly proposed SLongFNT with $N_{his} = 2$ & $K = 2$, has the similar latency as SFNT (640ms) but with much better accuracy. It is worth noting that when taking the RoBERTa context encoder into consideration, an additional average latency of 200ms is added to the current model. This issue can be addressed by using Pred^V as the context encoder, as mentioned in Section IV-A.

E. Illustration on the Long-Content Speech Recognition Results

The Table VII presents several examples that demonstrate how LongFNT corrects the results of normal FNT by utilizing long-content textual information. For the first block, when using ground truth as the history, LongFNT successfully used the historical word ‘WADIAK’, and makes the appropriate modification. However, when using hypotheses as history (i.e. ‘WADIAC’) that is incorrectly decoded, the LongFNT utilizes the wrong historical information and cannot correct the error ‘WADIAC’. For the second and third blocks, when the hypotheses history are correct, LongFNT is also able to utilize the historical words and then make successful modifications.

In order to analyze the effectiveness of the LongFNT model under long-term history, we draw upon the long-content attention for token-level integration in Pred^V . An example of the proposed long-content attention during inference is depicted in Figure 8, and the left is the attention in the bottom layer and the right is the attention in the top layer. As shown in Figure 8a, the attention in the bottom layer exhibits a column-based pattern, indicating that specific inputs in the long-content text play a crucial role regardless of their position in the input. Additionally, historical utterance $p - 2$ has smaller attention scores compared to utterance $p - 1$. In Figure 8b, the attention in the top layer focuses more on connecting keywords occurred in history and correcting the current word ‘WADIAC’, corresponding to Table VII. These results demonstrate that the proposed long-content attention mechanism can effectively capture long-range context, thereby improving the system performance.

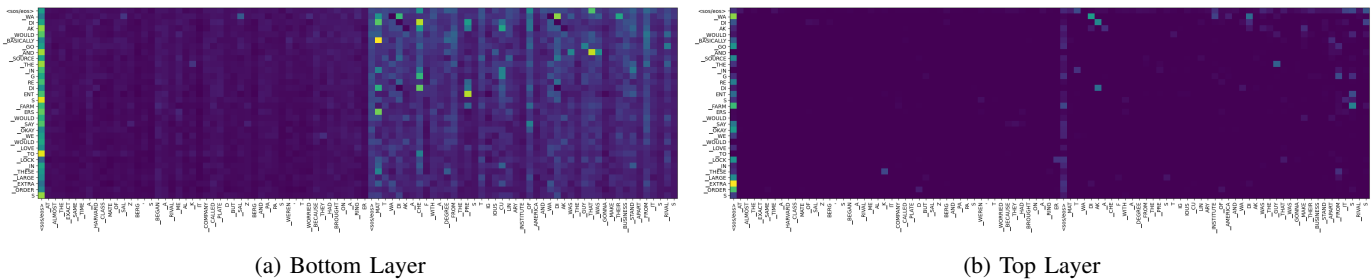


Fig. 8: The long-content attention of token-level integration in Pred^V ($N_{\text{his}} = 2$). The left is the attention in the bottom layer and the right is the attention in the top layer. The example is the same as the first block in Table VII, where the utterance id is POD100000004_S0000075 in GigaSpeech dev set. Its historical sentences are POD100000004_S0000073 and POD100000004_S0000074, with sentences separated by the SOS token ($\langle \text{sos}/\text{eos} \rangle$).

TABLE VII: Examples of decoded results (Hyp.) comparison between the normal FNT and proposed LongFNT model. For LongFNT, two types of text histories (Hist.), i.e. ground truth and hypotheses, are shown, and G.T. means the real ground truth transcription. SOS token is ignored for simplification.

Hist.gt	... matt WADIAK a chef with a degree from the prestigious culinary institute
Hist.hyp	... matt WADIAC a chef with a degree from the prestigious culinary institute
G.T.	WADIAK would basically go and source the ingredients ...
Hyp.FNT	WADIAC would basically go and source the ingredients...
Hyp.LongFNT	
Hist.gt:	WADIAK would basically go and source the ingredients ...
Hist.hyp:	WADIAC would basically go and source the ingredients ...
Hist.hyp	... well bessy how are YOU ...
G.T.	better and not better if YOU know what that means
Hyp.FNT	better and not better if YO know what that means
Hyp.LongFNT	better and not better if YOU know what that means
Hist.hyp	... getting a meal KIT every week
G.T.	... plus the meal KITS helped green hone her cooking skills
Hyp.FNT	... plus the meal KIDS helped green horn her cooking skills
Hyp.LongFNT	... plus the meal KITS helped green hone her cooking skills

VII. CONCLUSION

In this paper, we introduce two novel approaches, **LongFNT** and **SLongFNT**, to incorporate long-content information into the factorized neural transducer (FNT) architecture, and achieve significant improvements in both non-streaming and streaming speech recognition scenarios.

At first, we investigated the effectiveness of incorporating long-content history into conformer transducer models and found little improvement. Subsequently, experiments are conducted based on FNT to explore an efficient network for long-content history utilization. We propose LongFNT, using two integration methods for utilizing long-content text (LongFNT-Text) and long-content speech (LongFNT-Speech), and it achieves 19/12% relative word error rate reduction (relative WERR) on LibriSpeech/GigaSpeech, outperforming FNT and CT baselines. We then extended LongFNT to the streaming scenario with SLongFNT, and it achieves 26/17% relative WERR on LibriSpeech/GigaSpeech, outperforming streaming FNT baselines. The experiments demonstrate that incorporating long-content information can significantly improve ASR performance, and our proposed models offer a promising

solution for improving long-content speech recognition in real-world scenario with both non-streaming and streaming situations.

REFERENCES

- [1] J. Li, “Recent advances in end-to-end automatic speech recognition,” *APSIPA Transactions on Signal and Information Processing*, vol. 11, no. 1, 2022.
- [2] R. Prabhavalkar, T. Hori, T. N. Sainath, R. Schlüter, and S. Watanabe, “End-to-end speech recognition: A survey,” *arXiv preprint arXiv:2303.03329*, 2023.
- [3] A. Graves, S. Fernández, F. Gomez, and J. Schmidhuber, “Connectionist temporal classification: labelling unsegmented sequence data with recurrent neural networks,” in *2006 Proceedings of International Conference on Machine Learning (ICML)*, 2006, p. 369–376.
- [4] A. Vaswani, N. Shazeer, N. Parmar, J. Uszkoreit *et al.*, “Attention is all you need,” *Advances in neural information processing systems*, vol. 30, Dec. 2017.
- [5] T. Hori, S. Watanabe, and J. R. Hershey, “Joint CTC/attention decoding for end-to-end speech recognition,” in *Proceedings of the 55th Annual Meeting of the Association for Computational Linguistics (ACL)*, 2017, pp. 518–529.
- [6] S. Karita, N. Chen, T. Hayashi, T. Hori *et al.*, “A comparative study on transformer vs rnn in speech applications,” in *2019 IEEE Automatic Speech Recognition and Understanding Workshop (ASRU)*. IEEE, 2019, pp. 449–456.
- [7] S. Watanabe, T. Hori, S. Kim, J. R. Hershey, and T. Hayashi, “Hybrid ctc/attention architecture for end-to-end speech recognition,” *IEEE Journal of Selected Topics in Signal Processing*, vol. 11, no. 8, pp. 1240–1253, 2017.
- [8] W. Chan, N. Jaitly, Q. Le, and O. Vinyals, “Listen, attend and spell: A neural network for large vocabulary conversational speech recognition,” in *2016 IEEE international conference on acoustics, speech and signal processing (ICASSP)*. IEEE, 2016, pp. 4960–4964.
- [9] J. K. Chorowski, D. Bahdanau, D. Serdyuk, K. Cho, and Y. Bengio, “Attention-based models for speech recognition,” *Advances in neural information processing systems*, vol. 28, 2015.

- [10] C.-C. Chiu, T. N. Sainath, Y. Wu, R. Prabhavalkar *et al.*, “State-of-the-art speech recognition with sequence-to-sequence models,” *2018 IEEE International Conference on Acoustics, Speech and Signal Processing (ICASSP)*, pp. 4774–4778, 2017.
- [11] X. Gong, Z. Zhou, and Y. Qian, “Knowledge Transfer and Distillation from Autoregressive to Non-Autoregressive Speech Recognition,” in *Proc. Interspeech 2022*, 2022, pp. 2618–2622.
- [12] X. Gong, Y. Lu, Z. Zhou, and Y. Qian, “Layer-Wise Fast Adaptation for End-to-End Multi-Accent Speech Recognition,” in *Proc. Interspeech 2021*, 2021, pp. 1274–1278.
- [13] Y. Qian, X. Gong, and H. Huang, “Layer-wise fast adaptation for end-to-end multi-accent speech recognition,” *IEEE/ACM Transactions on Audio, Speech, and Language Processing*, vol. 30, pp. 2842–2853, 2022.
- [14] A. Graves, “Sequence transduction with recurrent neural networks,” in *2012 Proceedings of International Conference of Machine Learning (ICML) Workshop on Representation Learning*, Nov. 2012.
- [15] X. Chen, Y. Wu, Z. Wang, S. Liu, and J. Li, “Developing real-time streaming transformer transducer for speech recognition on large-scale dataset,” in *2021 IEEE International Conference on Acoustics, Speech and Signal Processing (ICASSP)*. IEEE, 2021, pp. 5904–5908.
- [16] T. N. Sainath, Y. He, B. Li, A. Narayanan *et al.*, “A streaming on-device end-to-end model surpassing server-side conventional model quality and latency,” *2020 IEEE International Conference on Acoustics, Speech and Signal Processing (ICASSP)*, pp. 6059–6063, 2020.
- [17] E. Battenberg, J. Chen, R. Child, A. Coates *et al.*, “Exploring neural transducers for end-to-end speech recognition,” *2017 IEEE Automatic Speech Recognition and Understanding Workshop (ASRU)*, pp. 206–213, 2017.
- [18] J. Li, Y. Wu, Y. Gaur, C. Wang *et al.*, “On the comparison of popular end-to-end models for large scale speech recognition,” in *Proc. Interspeech 2020*, 2020, pp. 1–5.
- [19] J. Li, R. Zhao, Z. Meng, Y. Liu *et al.*, “Developing RNN-T models surpassing high-performance hybrid models with customization capability,” in *Proc. Interspeech 2020*, 2020, pp. 3590–3594.
- [20] S. Kim and F. Metze, “Dialog-Context Aware end-to-end Speech Recognition,” in *2018 IEEE Spoken Language Technology Workshop (SLT)*, Dec. 2018, pp. 434–440.
- [21] T. Hori, N. Moritz, C. Hori, and J. Le Roux, “Transformer-Based Long-Context End-to-End Speech Recognition,” in *Proc. Interspeech 2020*, Oct. 2020, pp. 5011–5015.
- [22] R. Masumura, T. Tanaka, T. Moriya, Y. Shinohara *et al.*, “Large Context End-to-end Automatic Speech Recognition via Extension of Hierarchical Recurrent Encoder-decoder Models,” in *2019 IEEE International Conference on Acoustics, Speech and Signal Processing (ICASSP)*, May 2019, pp. 5661–5665.
- [23] R. Masumura, N. Makishima, M. Ithori, A. Takashima, and Tothers, “Hierarchical transformer-based large-context end-to-end asr with large-context knowledge distillation,” in *2021 IEEE International Conference on Acoustics, Speech and Signal Processing (ICASSP)*, 2021, pp. 5879–5883.
- [24] T. Hori, N. Moritz, C. Hori, and J. L. Roux, “Advanced long-context end-to-end speech recognition using context-expanded transformers,” in *Proc. Interspeech 2021*, 2021, pp. 2097–2101.
- [25] K. Irie, A. Zeyer, R. Schlüter, and H. Ney, “Training language models for long-span cross-sentence evaluation,” in *2019 IEEE Automatic Speech Recognition and Understanding Workshop (ASRU)*, Dec. 2019, pp. 419–426.
- [26] T. Mikolov and G. Zweig, “Context dependent recurrent neural network language model,” in *2012 IEEE Spoken Language Technology Workshop (SLT)*, Miami, FL, USA, Dec. 2012, pp. 234–239.
- [27] Q. H. Tran, I. Zukerman, and G. Haffari, “Inter-document contextual language model,” in *2016 Proceedings of the Conference of the North American Chapter of the Association for Computational Linguistics (NAACL)*, 2016, pp. 762–766.
- [28] T. Mikolov and G. Zweig, “Context dependent recurrent neural network language model,” in *2012 IEEE Spoken Language Technology Workshop (SLT)*. IEEE, 2012, pp. 234–239.
- [29] B. Liu and I. Lane, “Dialog context language modeling with recurrent neural networks,” in *2017 IEEE International Conference on Acoustics, Speech and Signal Processing (ICASSP)*. IEEE, 2017, pp. 5715–5719.
- [30] T. Wang and K. Cho, “Larger-context language modelling with recurrent neural network,” in *2016 Proceedings of the 54th Annual Meeting of the Association for Computational Linguistics (ACL)*, 2016, pp. 1319–1329.
- [31] R. Lin, S. Liu, M. Yang, M. Li *et al.*, “Hierarchical recurrent neural network for document modeling,” in *2015 Proceedings of the Conference on Empirical Methods in Natural Language Processing (EMNLP)*, 2015, pp. 899–907.
- [32] S.-H. Chiu, T.-H. Lo, and B. Chen, “Cross-sentence Neural Language Models for Conversational Speech Recognition,” in *2021 International Joint Conference on Neural Networks (IJCNN)*, Jul. 2021, pp. 1–7.
- [33] W. Xiong, L. Wu, J. Zhang, and A. Stolcke, “Session-level language modeling for conversational speech,” in *2018 Proceedings of the Conference on Empirical Methods in Natural Language Processing (EMNLP)*, 2018, pp. 2764–2768.
- [34] X. Gong, W. Wang, H. Shao, X. Chen, and Y. Qian, “Factorized aed: Factorized attention-based encoder-decoder for text-only domain adaptive asr,” in *2023 IEEE International Conference on Acoustics, Speech and Signal Processing (ICASSP)*, 2023, pp. 1–5.
- [35] K. Wei, Y. Zhang, S. Sun, L. Xie, and L. Ma, “Conversational speech recognition by learning conversation-level characteristics,” in *2019 IEEE International Conference on Acoustics, Speech and Signal Processing (ICASSP)*, 2022, pp. 6752–6756.
- [36] W. Kun, Z. Yike, S. Sining, X. Lei, and M. Long,

- “Leveraging acoustic contextual representation by audio-textual cross-modal learning for conversational asr,” in *Proc. Interspeech 2021*, 2022, pp. 1016–1020.
- [37] W. Kun, G. Pengcheng, and J. Ning, “Improving Transformer-based Conversational ASR by Inter-Sentential Attention Mechanism,” in *Proc. Interspeech 2022*, 2022, pp. 3804–3808.
- [38] C.-C. Chiu, W. Han, Y. Zhang, R. Pang *et al.*, “A Comparison of End-to-End Models for Long-Form Speech Recognition,” in *2019 IEEE Automatic Speech Recognition and Understanding Workshop (ASRU)*, Dec. 2019, pp. 889–896.
- [39] K. Rao, H. Sak, and R. Prabhavalkar, “Exploring architectures, data and units for streaming end-to-end speech recognition with rnn-transducer,” in *2017 IEEE Automatic Speech Recognition and Understanding Workshop (ASRU)*, Dec. 2017, pp. 193–199.
- [40] Y. He, T. N. Sainath, R. Prabhavalkar, I. McGraw *et al.*, “Streaming end-to-end speech recognition for mobile devices,” *2019 IEEE International Conference on Acoustics, Speech and Signal Processing (ICASSP)*, pp. 6381–6385, 2018.
- [41] A. Narayanan, R. Prabhavalkar, C.-C. Chiu, D. Rybach *et al.*, “Recognizing Long-Form Speech Using Streaming End-to-End Models,” in *2019 IEEE Automatic Speech Recognition and Understanding Workshop (ASRU)*, Dec. 2019, pp. 920–927.
- [42] A. Schwarz, I. Sklyar, and S. Wiesler, “Improving RNN-T ASR Accuracy Using Context Audio,” in *Proc. Interspeech 2021*, 2021, pp. 1792–1796.
- [43] A. Kojima, “Large-context automatic speech recognition based on rnn transducer,” in *2021 Asia-Pacific Signal and Information Processing Association Annual Summit and Conference (APSIPA ASC)*. IEEE, 2021, pp. 460–464.
- [44] A. Zeyer, R. Schmitt, W. Zhou, R. Schlüter, and H. Ney, “Monotonic segmental attention for automatic speech recognition,” in *2022 IEEE Spoken Language Technology Workshop (SLT)*. IEEE, 2023, pp. 229–236.
- [45] N. Moritz, T. Hori, and J. Le Roux, “Streaming end-to-end speech recognition with joint ctc-attention based models,” in *2019 IEEE Automatic Speech Recognition and Understanding Workshop (ASRU)*. IEEE, 2019, pp. 936–943.
- [46] Y. Shi, Y. Wang, C. Wu, C.-F. Yeh, J. Chan, F. Zhang, D. Le, and M. Seltzer, “Emformer: Efficient memory transformer based acoustic model for low latency streaming speech recognition,” in *ICASSP 2021-2021 IEEE International Conference on Acoustics, Speech and Signal Processing (ICASSP)*. IEEE, 2021, pp. 6783–6787.
- [47] X. Chen, Z. Meng, S. Parthasarathy, and J. Li, “Factorized neural transducer for efficient language model adaptation,” in *2022 IEEE International Conference on Acoustics, Speech and Signal Processing (ICASSP)*, 2022, pp. 8132–8136.
- [48] R. Zhao, J. Xue, P. Parthasarathy, V. Miljanic, and J. Li, “Fast and accurate factorized neural transducer for text adaption of end-to-end speech recognition models,” in *2023 IEEE International Conference on Acoustics, Speech and Signal Processing (ICASSP)*, 2022.
- [49] X. Gong, Y. Wu, J. Li, S. Liu *et al.*, “Longfnt: Long-form speech recognition with factorized neural transducer,” in *2023 IEEE International Conference on Acoustics, Speech and Signal Processing (ICASSP)*, 2023.
- [50] E. Variiani, D. Rybach, C. Allauzen, and M. Riley, “Hybrid autoregressive transducer (hat),” in *ICASSP 2020-2020 IEEE International Conference on Acoustics, Speech and Signal Processing (ICASSP)*. IEEE, 2020, pp. 6139–6143.
- [51] A. Zeyer, A. Merboldt, R. Schlüter, and H. Ney, “A new training pipeline for an improved neural transducer,” in *Proc. Interspeech 2020*, May 2020.
- [52] Z. Meng, T. Chen, R. Prabhavalkar, Y. Zhang *et al.*, “Modular hybrid autoregressive transducer,” in *2022 IEEE Spoken Language Technology Workshop (SLT)*, 2023, pp. 197–204.
- [53] Y. Liu, M. Ott, N. Goyal, J. Du *et al.*, “Roberta: A robustly optimized bert pretraining approach,” *arXiv preprint arXiv:1907.11692*, 2019.
- [54] S. Hochreiter and J. Schmidhuber, “Long short-term memory,” *Neural Computation*, vol. 9, pp. 1735–1780, 1997.
- [55] A. Gulati, J. Qin, C.-C. Chiu, N. Parmar *et al.*, “Conformer: Convolution-augmented transformer for speech recognition,” in *Proc. Interspeech 2020*, May 2020, pp. 5036–5040.
- [56] N. Moritz, T. Hori, and J. L. Roux, “Dual Causal/Non-Causal Self-Attention for Streaming End-to-End Speech Recognition,” in *Proc. Interspeech 2021*, 2021, pp. 1822–1826.
- [57] C.-C. Chiu and C. Raffel, “Monotonic chunkwise attention,” in *2018 International Conference on Learning Representations (ICLR)*, 2018. [Online]. Available: <https://openreview.net/forum?id=Hko85plCW>
- [58] V. Panayotov, G. Chen, D. Povey, and S. Khudanpur, “Librispeech: An ASR corpus based on public domain audio books,” in *2015 IEEE International Conference on Acoustics, Speech and Signal Processing (ICASSP)*, 2015, pp. 5206–5210.
- [59] G. Chen, S. Chai, G. Wang, J. Du *et al.*, “GigaSpeech: An Evolving, Multi-Domain ASR Corpus with 10,000 Hours of Transcribed Audio,” in *Proc. Interspeech 2021*, 2021, pp. 3670–3674.
- [60] D. S. Park, W. Chan, Y. Zhang, C.-C. Chiu *et al.*, “Specaugment: A simple data augmentation method for automatic speech recognition,” *Proc. Interspeech 2019*, pp. 2613–2617, Sep. 2019.
- [61] T. Kudo and J. Richardson, “Sentencepiece: A simple and language independent subword tokenizer and detokenizer for neural text processing,” in *2018 Proceedings of the Conference on Empirical Methods in Natural Language Processing: System Demonstrations*, 2018, pp. 66–71.
- [62] X. Chen, S. Parthasarathy, W. Gale, S. Chang, and M. Zeng, “Lstm-lm with long-term history for first-pass decoding in conversational speech recognition,” *arXiv preprint arXiv:2010.11349*, 2020.



Xun Gong (Student Member, IEEE) received the B.Eng. degree from Zhiyuan College, Shanghai Jiaotong University, Shanghai, China, in 2021. He is currently working toward the Ph.D. degree with the Auditory Cognition and Computational Acoustics Lab, Department of Computer Science and Engineering, Shanghai Jiao Tong University, Shanghai, China, under the supervision of Yanmin Qian. His current research interests include speech recognition and its adaptation.




Rui Zhao received the Ph.D. degree from Tsinghua University, Beijing, China, in 2005. From 2005 to 2011, she was a Researcher at Toshiba (China) research and development center, where she has been working on Mandarin digit speech recognition, robust speech recognition in car environment, and embedded speech recognition system. Now she is a Principal Applied Scientist at Microsoft, Redmond, WA, USA. Her research interests includes end-to-end speech recognition, end-to-end speech translation.



Yu Wu is a senior researcher at the Natural Language Computing Group, Microsoft Research Asia (MSRA). He obtained B.S. degree and Ph.D. at Beihang University. His research focuses on end-to-end speech recognition, conversational system, and speech pre-training.



Xie Chen is currently a Tenure-Track Associate Professor in the Department of Computer Science and Engineering at Shanghai Jiao Tong University, China. He obtained his Bachelor's degree in the Electronic Engineering department from Xiamen University in 2009, a Master's degree in the Electronic Engineering department from Tsinghua University in 2012, and a Ph.D. degree in the information engineering department at Cambridge University (U.K.) in 2017. Prior to joining SJTU, he worked at Cambridge University as a Research Associate from 2017 to 2018, and in the speech and language research group at Microsoft as a senior and principal researcher from 2018 to 2021. His main research interest lies in deep learning, especially its application to speech processing, including speech recognition and synthesis.



Jinyu Li (M'08, SM'21) earned his Ph.D. from Georgia Institute of Technology in 2008. From 2000 to 2003, he was a Researcher in the Intel China Research Center and Research Manager in iFlytek, China. He joined Microsoft in 2008 and now serves as Partner Applied Science Manager, leading a dynamic team dedicated to designing and enhancing speech modeling algorithms and technologies. Their aim is to ensure that Microsoft products maintain cutting-edge quality within the industry. His diverse research areas include end-to-end modeling for speech recognition and speech translation, deep learning, acoustic modeling, and noise robustness. He has been a member of IEEE Speech and Language Processing Technical Committee since 2017. He also served as the associate editor of IEEE/ACM Transactions on Audio, Speech and Language Processing from 2015 to 2020. He was awarded as the Industrial Distinguished Leader at Asia-Pacific Signal and Information Processing Association (APSIPA) in 2021 and APSIPA Sadaoki Furui Prize Paper Award in 2023.



Yanmin Qian (Senior Member, IEEE) received the B.S. degree from the Department of Electronic and Information Engineering, the Huazhong University of Science and Technology, Wuhan, China, in 2007 and the Ph.D. degree from the Department of Electronic Engineering, Tsinghua University, Beijing, China, in 2012. Since 2013, he has been with the Department of Computer Science and Engineering, Shanghai Jiao Tong University, Shanghai, China, where he is currently a Full Professor. From 2015 to 2016, he was an Associate Researcher with the Speech Group, Cambridge University Engineering Department, Cambridge, U.K. He has authored or coauthored more than 200 papers in peer-reviewed journals and conferences on speech and language processing, including T-ASLP, Speech Communication, ICASSP, INTERSPEECH, and ASRU. He has applied for more than 80 Chinese and American patents and was the recipient of the five championships of international challenges. His research interests include automatic speech recognition and translation, speaker and language recognition, speech separation and enhancement, music generation and understanding, speech emotion perception, multimodal information processing, natural language understanding, and deep learning and multimedia signal processing. He was the recipient of several top academic awards in China, including Chang Jiang Scholars Program of the Ministry of Education, Excellent Youth Fund of the National Natural Science Foundation of China, and the First Prize of Wu Wenjun Artificial Intelligence Science and Technology Award (First Completion). He was also the recipient of several awards from international research committee, including the Best Paper Award in Speech Communication and Best Paper Award from IEEE ASRU in 2019. He is also the Member of IEEE Signal Processing Society Speech and Language Technical Committee.



Shujie Liu is a principal researcher and research manager in Microsoft Research Asia. He received the Ph.D. degree in computer science from Harbin Institute of Technology, Harbin, China. His research interests include natural language processing and spoken language processing, such as text/speech machine translation (MT), natural language generation (NLG), conversation systems, speech pre-training, text to speech generation (TTS), automatic speech recognition (ASR).