

vid-TLDR: Training Free Token merging for Light-weight Video Transformer

Joonmyung Choi* Sanghyeok Lee* Jaewon Chu Minhyuk Choi Hyunwoo J. Kim[†]

Department of Computer Science and Engineering, Korea University

{pizard, cat0626, allonsy07, sodlqnfl23, hyunwoojkim}@korea.ac.kr

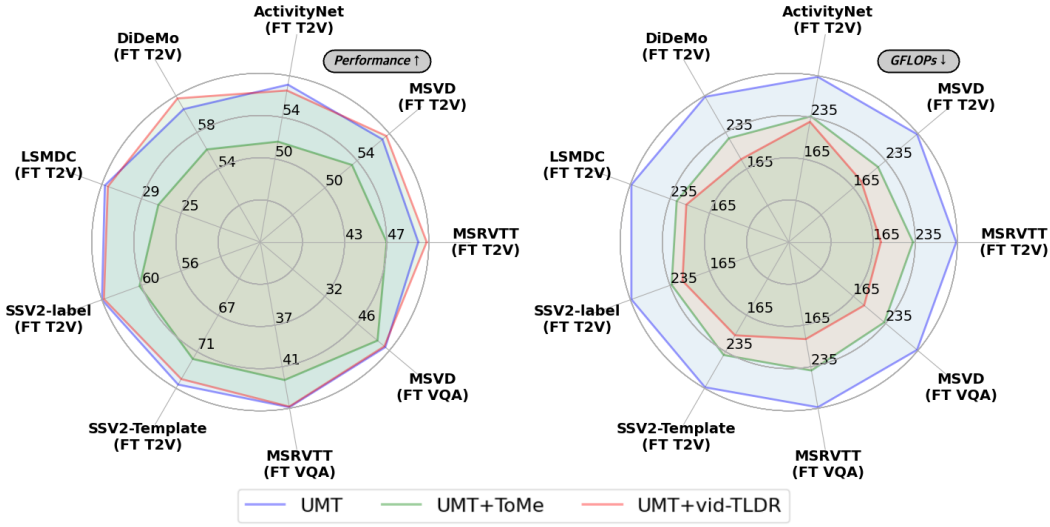


Figure 1. Comparison of vid-TLDR with UMT-B [33]. Without any additional training, vid-TLDR obtains comparable or even better performance (top) while reducing the considerable computational cost (bottom).

Abstract

Video Transformers have become the prevalent solution for various video downstream tasks with superior expressive power and flexibility. However, these video transformers suffer from heavy computational costs induced by the massive number of tokens across the entire video frames, which has been the major barrier to training the model. Further, the patches irrelevant to the main contents, e.g., backgrounds, degrade the generalization performance of models. To tackle these issues, we propose training free token merging for lightweight video Transformer (vid-TLDR) that aims to enhance the efficiency of video Transformers by merging the background tokens without additional training. For vid-TLDR, we introduce a novel approach to capture the salient regions in videos only with the attention map. Further, we introduce the saliency-aware token merging strategy by dropping the background tokens and sharpening the

object scores. Our experiments show that vid-TLDR significantly mitigates the computational complexity of video Transformers while achieving competitive performance compared to the base model without vid-TLDR. Code is available at <https://github.com/mlvlab/vid-TLDR>.

1. Introduction

With the success of Transformers in computer vision, e.g., classification [14, 52], object detection [10, 32, 43, 61, 75, 77] segmentation [59, 64], a line of works [16, 33, 51, 57, 60, 76] have proposed video Transformers to comprehend the video for various downstream tasks. The attention mechanism in Transformers shows the desirable characteristics for video understanding such as the ability to capture the spatial and temporal dependencies at the same time. Consequently, these video Transformers have been the primary

backbones for the various downstream tasks in the video domain, including action recognition [65, 73], video-text retrieval [17, 38], video question-answering [18, 63], etc. Meanwhile, the self-attention scheme entails the dot-product calculation between tokens, which brings the quadratic cost in the number of tokens. This is quite problematic for previous video Transformers like UMT [33] that tokenize the whole video into a large number of tokens.

In the image domain, several works have tried to mitigate the heavy computation of attention by refining the attention itself [6, 25, 58, 66], or limiting the range of attention by a pre-defined window [13, 39]. Yet, these works are not a favorable solution for video Transformers. For instance, the architecture must be altered with proposed approaches, which incurs further re-training with large datasets. Instead, recent works have proposed token reduction methods based on the flexibility of Transformers with the number of input tokens. For instance, prior works [35, 47] simply prune or merge the uninformative tokens to reduce the computational cost based on attentiveness. However, due to the low reliability of the attention in the early layer as discussed in [35], they mainly reduce the tokens in the middle layer of the Transformers. Further, we have observed that video Transformers contain a temporal bias, which makes it difficult to adopt attentiveness as the informativeness of the tokens.

Based on these observations, we propose vid-TLDR, Training free token merging for Light-weight viDeo Trans-formeR, to effectively merge the tokens through two steps. First, we conduct *saliency detection via attention sharpness*. We observe that our proposed metric understands the salient region, which is more informative than backgrounds, even with the attention map in the first layer of Transformers. We also introduce the *saliency-aware token merging*, a training-free plug-in module to suppress the tokens irrelevant to the target tasks. Through saliency-aware token merging, we effectively drop the information of tokens in backgrounds and further contrast the informativeness of the foreground objects. Based on these components, we minimize the hindrance from the irrelevant tokens in the low layer of video Transformers. Through experiments, we show that, without any additional training, the adoption of vid-TLDR brings performance improvements of (+0.8%, +0.5%, +1.1%) with at least 39.5% lower FLOPs in UMT-B [33] on MSRVT [68], MSVD [11], DiDeMo [2], respectively. To summarize, the contributions of vid-TLDR are presented as follows:

- We propose the novel token merging method vid-TLDR, which reduces the tokens irrelevant to target tasks from the early layers of the video Transformer.
- We detect the salient region of videos based on the sharpness of the attention scores even from the first layer.
- Based on the saliency scores, we also propose saliency-aware token merging that performs the background drop, and foreground sharpening for adaptively adjusting the

informativeness of the tokens.

- vid-TLDR shows the competitive performance with the baselines across four benchmarks in video-text retrieval and two benchmarks in video question-answering. It is worth noting that vid-TLDR even shows superior performance while reducing the computational complexity.

2. Preliminaries

In this section, we briefly review the video Transformers and token reduction approaches, then introduce techniques to measure the informativeness of tokens using the attention map of the video Transformers.

Video Transformer. In Transformers [53], the self-attention mechanism is defined as

$$\text{Attention}(Q, K, V) = \text{softmax}\left(\frac{QK^\top}{\sqrt{d}}\right)V, \quad (1)$$

where $Q, K, V \in \mathbb{R}^{N \times C}$ are the projection of the tokens X by learnable matrices $W_Q, W_K, W_V \in \mathbb{R}^{C \times C}$. Given a video clip composed of T frames in the resolution of $H \times W$, video Transformers first generate the tokens $X \in \mathbb{R}^{N \times C}$ by considering the clip as the set of tubes, where $N = \frac{T}{t} \times \frac{H}{P} \times \frac{W}{P}$, and $(t \times P \times P)$ is the size of each tube. All tokens in the video Transformers interact with others across the frames by spatiotemporal attention. Despite the advantage of capturing both spatial and temporal dependencies, it also demands enormous computational resources to handle the large number of tokens. Compared to one image, the computational cost for a clip is increased by $(\frac{T}{t})^2$ times since the cost of attention is quadratic in the number of tokens. This cost further increases as the number of frames per tube t decreases.

Token Reduction Methods. Based on the flexibility of Transformers in the number of tokens, token reduction approaches [8, 15, 26, 36, 47] reduce the intermediate tokens by pruning or merging them, leading to the lower computational cost $O((N')^2C + N'C^2)$, where $N' < N$. To minimize information loss after reduction, they mainly prune/merge the tokens based on the attentiveness defined as

$$a_{\text{cls}} = \text{softmax}\left(\frac{q_{\text{cls}}K^\top}{\sqrt{d}}\right), \quad (2)$$

where q_{cls} is the query vector of the class token. Prior works achieve a competitive performance with the original model through additional training. In parallel, ToMe [8] has demonstrated the possibility of training-free token merging in the image domain using the similarity of the tokens. This simple plug-in approach is favorable for video Transformers considering its huge complexity, yet the capability to capture the informativeness of the tokens is absent.

Informativeness of tokens. Previous works [35, 47], due to the low reliability of the attention map in the early stage,

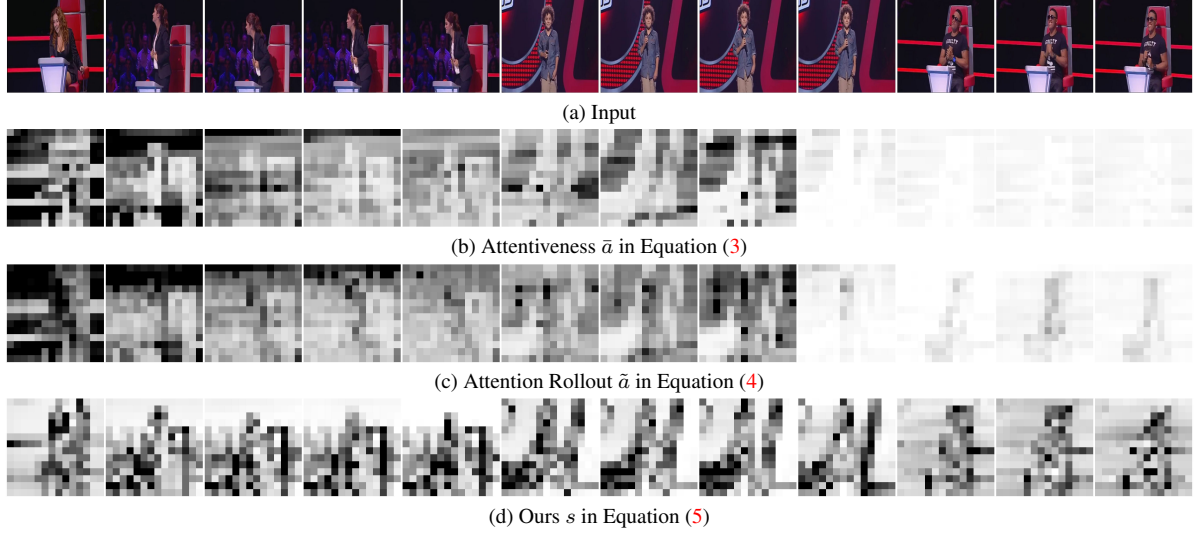


Figure 2. Visualization of the attention map of each method. Both attentiveness \bar{a} and attention Rollout \tilde{a} confused with foreground objects and the background, also have a temporal bias, resulting in overall low attention in the later frames. These problems are mitigated in our method, focusing on the object across all frames.

could not reduce the tokens in the earlier layers. However, we believe that the early pruning/merging is desirable for video Transformers from two perspectives: 1) it prevents the interaction between the tokens irrelevant to the main contents by only retaining the salient tokens, and 2) it largely alleviates the complexity of the entire layers with fewer tokens from the beginning of Transformer. To validate this, we explore whether the attention map is a sufficient approximation of the informativeness estimator even in the first layer. Note that, due to the absence of the class tokens in recent video Transformers, we modify Equation (2) by summarizing the whole query vector as

$$\bar{a} = \frac{1}{N} \sum_i^N \text{softmax} \left(\frac{q_i K^\top}{\sqrt{d}} \right), \quad (3)$$

where q_i is the query vector of i -th token. Further, we visualize the attention rollout [1], which is the well-known saliency detector by quantifying the flow of attention from the tokens in l -th layer to output, defined as

$$\tilde{A} = \prod_{i=l}^L A^i \text{ and } \tilde{a} = \frac{1}{N} \sum_i^N \tilde{A}_i, \quad (4)$$

where L is the number of layer in Transformers, and A^i is the attention map in i -th layer. As shown in Figure 2, the attentiveness \bar{a} failed to capture salient tokens due to the low reliability of the attention map in the early stage, and attention rollout \tilde{a} also largely confused the foreground and background objects. Further, we have observed the temporal biases of video Transformers, *e.g.*, the later frames tend to exhibit lower activation regardless of the importance of the frames. In this paper, we will propose a more reliable informativeness score based on the attention map that can be utilized from the earlier layers for vid-TLDR.

3. Method

In this section, we introduce vid-TLDR, **T**rainig free to-ken merging for **L**ight-weight **v**iDeo transforme**R**. The goal of vid-TLDR is to effectively merge the tokens from the early stage by two steps: 1) Saliency detection via attention sharpness (Section 3.1), 2) Saliency-aware token merging (Section 3.2).

3.1. Saliency detection via attention sharpness

As discussed in Section 2, existing works do not reduce the tokens in the first few layers because of the low reliability. However, we believe that tokens irrelevant to the target tasks should be reduced as early as possible to minimize their adverse influence. To devise a way to identify such tokens, we first analyze the attention scores $a_i = \text{softmax}(\frac{q_i K^\top}{\sqrt{d}})$ in the first self-attention layer concerning the foreground and background query q_i , respectively. Figure 4 reveals that the background tokens are quite equally affected by neighboring tokens that exhibit similar patterns, whereas the tokens of foreground objects gather the information from more specific tokens showing sharper attention scores compared to backgrounds. Based on this observation, we devise a *sharpness function* S to capture the saliency of tokens with entropy. Specifically, when the approximated saliency score of i -th token is defined as $s_i = S(a_i)$, and the entropy of a_i is defined as $H_i = -\sum_j^N a_{ij} \log a_{ij}$, we negate H_i by $H' = [-H_1, \dots, -H_N]$ and formulate the sharpness function S as

$$s_i = S(a_i) = \frac{H'_i - \min(H')}{\max(H') - \min(H')}, \quad (5)$$

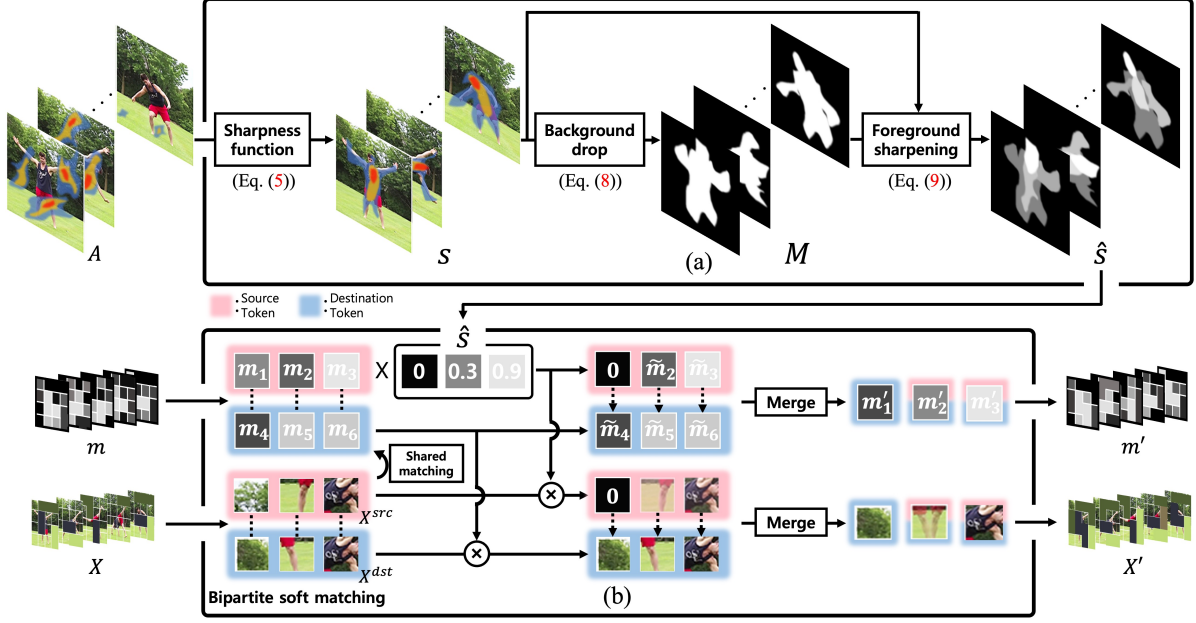


Figure 3. Pipeline of **vid-TLDR**. (a) Given the attention map A , the saliency score s is approximated by the *sharpness function* S (Eq. (5)). After that, we generate *background drop* mask M (Eq. (8)) to minimize the disturbance of background tokens. With s and M , we perform *foreground sharpening* to generate \hat{s} (Eq. (9)). (b) Given the tokens X and their corresponding mass m , we conduct the matching to group the input tokens. Following that, we update the mass m to \tilde{m} with \hat{s} (Eq. (10)) to highlight important foreground tokens and minimize the hindrance of background tokens. With updated mass \tilde{m} , the grouped tokens are merged into a token m' and X' (Eq. (11))



Figure 4. Visualization of attention scores in the first layer of UMT-B [33]. Given the query q_i denoted as a yellow square, we visualize the attention score a_i . Tokens in the foreground objects show a sharper attention map compared to the background tokens.

Since an informative foreground token has low entropy, the saliency score s_i of it gets higher.

Remarks. To validate that proposed saliency scores $s = S(a_i)$ are effective for early reduction, we conduct the toy experiments by pruning the 400 tokens in each layer of UMT [33] in video-text-retrieval task with MSRVTT [68]. In Table 1, we demonstrate the advantage of early reduction compared to the base model in the first row. We believe that since the approximated saliency score s detects the salient region from the early layers as shown in Figure 2d, the tokens are reduced as early as possible to prevent the influence from the tokens irrelevant to the target tasks. As a result, when we drop the tokens in the first layer, vid-TLDR achieves the

Layer	GFLOPs	T2V	V2T	Mean
-	303.3	51.0	49.0	50.0
1	237.6	49.6	51.1	50.4
2	243.1	49.6	50.8	50.2
3	248.6	49.9	50.5	50.2
4	254.0	49.6	50.7	50.2
5	259.5	49.7	50.6	50.2
6	265.0	49.6	50.7	50.2
7	270.5	48.8	50.1	49.5

Table 1. The comparative study of where to reduce the tokens.

best results with the lowest FLOPs.

3.2. Saliency-aware token merging

Given the saliency scores $s = [s_1, \dots, s_N]$ of the tokens, one naïve approach to reduce the tokens is simply to prune the tokens through thresholding as above. Yet, for the efficient inference of video Transformers, the tokens should be batched by pruning the same number of tokens despite the varying number of background tokens in each video. To this end, instead of simply pruning the tokens, we present saliency-aware token merging by introducing the objectiveness scores during merging.

For grouping the tokens, we leverage the bipartite soft matching in ToMe [8]. The tokens X are grouped based on the bipartite soft matching between two sets $X^{\text{src}}, X^{\text{dst}} \subset X$,

Dataset	Metric	UMT-B			UMT-L		
		Base	ToMe	Ours	Base	ToMe	Ours
MSRVTT	GFLOPs ↓	303.3	231.4	178.0	984.6	529.7	563.1
	R@1 ↑	50.0	47.0 (−3.0)	50.8 (+0.8)	58.7	55.8 (−2.9)	58.5 (−0.2)
	R@5 ↑	76.8	73.2 (−3.6)	75.7 (−1.1)	81.3	79.6 (−1.7)	81.3 (±0.0)
	R@10 ↑	83.9	82.1 (−1.8)	83.8 (−0.1)	86.8	86.1 (−0.7)	86.9 (±0.0)
MSVD	GFLOPs ↓	303.3	218.7	182.2	984.6	574.5	563.1
	R@1 ↑	57.1	53.4 (−3.7)	57.6 (+0.5)	70.3	69.5 (−0.8)	70.5 (+0.2)
	R@5 ↑	81.6	77.5 (−4.1)	81.9 (+0.3)	89.3	88.7 (−0.6)	89.2 (−0.1)
	R@10 ↑	87.7	85.2 (−2.5)	87.9 (+0.2)	93.2	92.7 (−0.5)	92.8 (−0.4)
ActivityNet	GFLOPs ↓	303.3	236.8	227.6	984.6	574.5	572.9
	R@1 ↑	57.2	51.7 (−5.5)	56.6 (−0.6)	65.6	62.5 (−3.1)	65.2 (−0.4)
	R@5 ↑	83.7	80.7 (−3.0)	83.4 (−0.3)	89.1	86.9 (−2.2)	88.7 (−0.4)
	R@10 ↑	91.6	89.6 (−2.0)	91.3 (−0.3)	94.9	93.6 (−1.3)	94.5 (−0.4)
DiDeMo	GFLOPs ↓	303.3	223.9	183.6	984.6	574.5	559.0
	R@1 ↑	60.6	56.1 (−4.5)	61.7 (+1.1)	68.1	68.0 (−0.1)	70.4 (+2.3)
	R@5 ↑	85.3	82.2 (−3.1)	86.1 (+0.8)	90.0	89.4 (−0.6)	90.5 (+0.5)
	R@10 ↑	91.1	90.0 (−1.1)	91.1 (±0.0)	93.4	93.8 (+0.4)	94.1 (+0.7)
LSMDC	GFLOPs ↓	303.3	223.2	206.2	984.6	574.5	583.7
	R@1 ↑	32.7	27.3 (−5.4)	32.4 (−0.3)	42.2	39.2 (−3.0)	41.9 (−0.3)
	R@5 ↑	54.1	49.1 (−5.0)	53.3 (−0.8)	64.9	61.6 (−3.3)	64.1 (−0.8)
	R@10 ↑	63.3	57.3 (−6.0)	63.2 (−0.1)	72.3	68.7 (−3.6)	70.8 (−1.5)
SSV2-label	GFLOPs ↓	303.3	232.2	212.9	984.6	627.2	610.9
	R@1 ↑	64.0	60.2 (−3.8)	63.8 (−0.2)	72.4	69.9 (−2.5)	72.1 (−0.3)
	R@5 ↑	88.3	86.1 (−2.2)	87.7 (−0.6)	93.4	92.2 (−1.2)	93.0 (−0.4)
	R@10 ↑	92.9	91.6 (−1.3)	92.7 (−0.2)	96.7	95.8 (−0.9)	96.5 (−0.2)
SSV2-Template	GFLOPs ↓	303.3	241.4	203.7	984.6	627.2	572.9
	R@1 ↑	74.6	71.8 (−3.8)	74.0 (−0.6)	78.4	77.0 (−1.4)	78.1 (−0.3)
	R@5 ↑	93.9	93.9 (±0.0)	93.4 (−0.5)	95.9	95.1 (−0.8)	95.8 (−0.1)
	R@10 ↑	96.8	96.6 (−0.2)	96.3 (−0.5)	97.8	97.7 (−0.1)	97.9 (+0.1)

Table 2. Video-text retrieval on MSRVTT [68], MSVD [11], ActivityNet [9], DiDeMo [2], LSMDC [49], SSV2-Label/Template [30].

then merges the grouped tokens into

$$x'_i = \sum_{j \in \mathcal{G}_i} \frac{m_j x_j}{\sum_{j' \in \mathcal{G}_i} m_{j'}}, \quad (6)$$

where $\{x_i\}_{i \in \mathcal{G}_i} \subset X$, $\forall \mathcal{G}_i, \mathcal{G}_j, \mathcal{G}_i \cap \mathcal{G}_j = \emptyset$, and m_i is the mass of token x_i . Then, the attention is also changed with m as

$$A = \text{softmax} \left(\frac{QK^\top}{\sqrt{d}} + \log m \right). \quad (7)$$

Originally, for the mass m of the tokens, ToMe use the number of constituent tokens. Although it has been proven to be effective in alleviating redundancies, it does not consider the importance of each token. Here, we redefine the mass for saliency-aware token merging based on two perspectives: 1) the hindrance imposed by the uninformative tokens should be minimized, and 2) the mass should reflect the importance of the tokens even within the foreground objects. To this end, we first minimize the hindrance from the background tokens by introducing *background drop* mask. Given the saliency scores, we define the mask as

$$M_i = \begin{cases} 1 & \text{if } s_i > \bar{s}, \\ 0 & \text{otherwise,} \end{cases} \quad (8)$$

where $\bar{s} = \frac{\sum_i^N s_i}{N}$. In other words, we consider the tokens having the saliency scores lower than the average as the backgrounds and set the scores as 0. After that, with M , we conduct *foreground sharpening* to highlight more informative tokens among the foreground objects by rescaling the saliency scores as

$$\hat{s} = \frac{M \odot (s - \bar{s})}{\max(M \odot (s - \bar{s}))}, \quad (9)$$

where \odot indicates the element-wise multiplication. Yet, we have one more issue while adopting \hat{s} as the mass. If we impose $\hat{s} = 0$ to every token in the group \mathcal{G}_i , it may lose the entire information after fusion. So, we prevent this by updating the mass with \hat{s} as

$$\tilde{m}_i = \begin{cases} \hat{s} * m_i, & \text{if } x_i \in X^{\text{src}} \\ m_i & \text{if } x_i \in X^{\text{dst}}, \end{cases} \quad (10)$$

Then, Equation (6) is modified as

$$x'_i = \sum_{j \in \mathcal{G}_i} \frac{\tilde{m}_j x_j}{\sum_{j' \in \mathcal{G}_i} \tilde{m}_{j'}} \text{ and } m'_i = \sum_{j \in \mathcal{G}_i} \tilde{m}_j, \quad (11)$$

Method	#Pairs	MSR.	MSVD	Act.	DiDe.
ClipBERT [29]	5.4M	22.0	-	21.3	20.4
Frozen [5]	5M	31.0	33.7	-	34.6
VIOLET [16]	138M	34.5	-	-	32.6
All-in-one [56]	138M	37.9	-	22.4	32.7
LAVENDER [34]	30M	40.7	50.1	-	53.4
Singularity [30]	17M	42.7	-	48.9	53.1
OmniVL [55]	17M	47.8	-	-	52.4
VINDLU [12]	25M	46.5	-	55.0	61.2
CLIP4Clip [40]	400M	44.5	46.2	40.5	42.8
CLIP-ViP [69]	500M	54.2	-	53.4	50.5
InternVideo [60]	646M	55.2	58.4	62.2	57.9
UMT-B [33]	25M	51.0	<u>44.9</u>	58.3	61.6
UMT-L [33]	25M	58.8	<u>58.2</u>	66.8	70.4
UMT-B-Ours	25M	50.9	45.0	57.8	63.0
UMT-L-Ours	25M	58.1	57.8	66.5	72.4

Table 3. Text-to-video retrieval on MSRVT (MSR.) [68], DiDeMo (DiDe.) [2], ActivityNet (Act.) [9], MSVD [11]. “#Pairs” denotes the number of pre-training pairs. Underlined results indicate the number reported in the official repository that corrects the misconfiguration of UMT [33] in MSVD.

where m'_i is the mass of i -th fused token. Namely, as shown in Figure 3, we guarantee the information of the X^{dst} while updating the mass of the source token. Note that, although the same number of tokens are merged in each video, we could further reduce the uninformative tokens based on saliency-aware token merging. We show that this background drop and foreground sharpening for token merging achieves promising improvements (see Section 4.2).

4. Experiments

Baselines. To show that vid-TLDR effectively boosts video Transformer, we opt for UMT [33] as the baseline, which achieves state-of-the-art performance on various video tasks. Since vid-TLDR is the training-free plug-in module, we simply apply it right after the self-attention in the early layer of UMT and evaluate it without any additional training. We conduct vid-TLDR in the first four layers. The detailed reduced number of tokens for each dataset is provided in the supplement. In multi-modal tasks, we adopt vid-TLDR on the vision encoder of UMT. Except for the reduced number of tokens, we conduct whole experiments under the same evaluation settings of UMT. We also report the results with the previous merging method, ToMe [8], which can be added to the pre-trained video Transformer. For the settings of ToMe, we respect the default setups, where the same number of tokens are merged based on the similarity in every layer. For a fair comparison, we try to maintain similar FLOPs.

4.1. Experimental results.

Video-text retrieval First, we summarize the results of video-text retrieval with MSRVT [68], MSVD [11], ActivityNet [9], and DiDeMo [2], LSMDC [49], Something-

Method	#Pairs	GFLOPs	MSR-QA	MSVD-QA
ALPRO [31]	5M	392.5	42.1	45.9
JustAsk [71]	69M	340.7	41.5	47.5
All-in-one [56]	138M	1017.0	44.3	47.9
MERLOT [76]	180M	-	43.1	-
VIOLET [16]	138M	282.0	43.9	47.9
Singularity [30]	17M	211.0	43.9	-
OmniVL [55]	17M	-	44.1	51.0
VINDLU [12]	25M	278.5	44.6	-
FrozenBiLM [72]	400M	340.7	47.0	54.8
InternVideo [60]	646M	666.2	47.1	55.5
VideoCoCa [70]	4.8B	29820	46.0	56.9
UMT-B [33]	25M	303.3	44.9	49.5
UMT-L [33]	25M	984.6	47.1	55.2
UMT-B-Ours	25M	188.5	44.8	49.4
UMT-L-Ours	25M	569.8	47.0	54.9

Table 4. Video question-answering on MSRVT-QA [67] & MSVD-QA [67].

Something [30]. Video-text retrieval contains two subtasks: video-to-text retrieval, and text-to-video retrieval. Video-to-text retrieval is to find the most relevant text concerning the given video, while text-to-video retrieval is conducted in the opposite direction. We report the average of the results in Table 2. As summarized, our proposed method consistently shows competitive performances compared to base UMT [33] and outperforms ToMe[7] in every backbone and dataset. Compared to ToMe, vid-TLDR shows a performance gap of (+4.3%, +2.1%) R@1 in UMT-B, UMT-L even with the lower FLOPs on average. Further, vid-TLDR with UMT-B even surpasses the base model with the improvements of (+0.8%, +0.5%, +1.1%) R@1 while reducing FLOPs by (41.3%, 40.0%, 39.5%) in MSRVT, MSVD, DiDeMo, respectively. And, we also observe similar improvements of (+0.2%, +2.3%) R@1 with UMT-L in MSVD and DiDeMo. We further provide the comparison with other video backbones in text-to-video retrieval (Table 3). For reporting the table, we experiment with the model used in Table 2. Although we largely reduce the computational cost of UMT-B, and UMT-L by 36.5%, 42.7% on average, they still show superior performance compared to other video backbones in MSRVT, DiDeMo, and ActivityNet.

Video question answering. We experiment with video question answering with MSR-QA [67] and MSVD-QA [67], summarizing the results in Table 4. In MSR-QA, the official number of UMT-B and UMT-L is 44.9% and 47.1%, respectively. After adopting vid-TLDR on each model, we achieved the competitive performance of 44.8% and 47.0% while reducing FLOPs by 37.9% in UMT-B, and 42.1% in UMT-L. Similarly, we could lessen the computational cost in MSVD-QA with the small performance degradation despite

Method	UCF101		SSv2	
	GFLOPs	Acc	GFLOPs	Acc
VideoMAE [51]	180.5	91.3	180.5	70.8
+ToMe [8]	58.4	75.7	58.4	58.5
+vid-TLDR	56.1	90.1	56.6	69.6

Table 5. Action recognition with VideoMAE on UCF101 [50] & Something Something V2 [19]

Method	FLOPs	Base	Novel	HM
ViFi-CLIP [48]	563	92.9	67.7	78.3
+ToMe [8]	279	72.0	44.8	55.3
+vid-TLDR	279	91.3	63.2	74.7

Table 6. Base-to-novel generalization on UCF101 [50]

the much lower FLOPs. Specifically, the performance drop is only 0.1% and 0.3% in UMT-B and UMT-L with much lower FLOPs compared to the original model. To summarize, vid-TLDR boosts the model with a minor accuracy drop in video question answering as well as video-text retrieval.

vid-TLDR with other video Transformers and tasks. To demonstrate the generalizability of vid-TLDR with other video Transformers and tasks, we apply vid-TLDR to other video Transformers (VideoMAE [51], and ViFi-CLIP [48]). The results of action recognition with VideoMAE are in Table 5, and the result of base-to-novel generalization (*i.e.*, training only with the base classes, then evaluating on both seen (base) and unseen (novel) classes) with ViFi-CLIP are in Table 6. We use Something Something V2 [19] for action recognition and UCF101 [50] for both action recognition and base-to-novel generalization tasks. Experimental results are promising that vid-TLDR lessens the complexity of VideoMAE by almost 70% with a minimal performance degradation compared to ToMe (*e.g.*, 14.4% improvement over ToMe in UCF101). Also, in the base-to-novel generalization, vid-TLDR halving the FLOPs of ViFi-CLIP surpassing ToMe with a 19.4% gain in the harmonic mean (HM).

4.2. Ablation studies

In this section, we provide the ablations studies of vid-TLDR. We studied the effectiveness of each proposed component with UMT-B [33] and MSRVTT [68] and show the results in Table 7. The first row of the table indicates the base model without any token reduction. First, regarding the metric for informativeness, we have compared our proposed saliency scores s in Equation (9) with the attentiveness \bar{a} in Equation (3), and attention rollout \tilde{a} in Equation (4). For comparison, based on each metric, we simply prune the token having the low scores, equal to the number used for reporting Table 2. As shown in the table, since the tokens are dropped in the earlier layers, the attentiveness and attention rollout may drop the salient tokens resulting in a substantial

\bar{a}	\tilde{a}	s	B.D & F.S	GFLOPs	T2V	V2T	Mean
-	-	-	-	303.3	51.0	49.0	50.0
✓				175.9	50.8	47.2	49.0
	✓			479.2	50.2	48.3	49.3
		✓		175.9	50.6	50.0	50.3
✓			✓	178	50.9	50.7	50.8

Table 7. Ablations studies on vid-TLDR. The first row indicates the base UMT-B [33] without vid-TLDR. B.D. and F.S. denote the background drop and foreground sharpening in saliency-aware token merging.

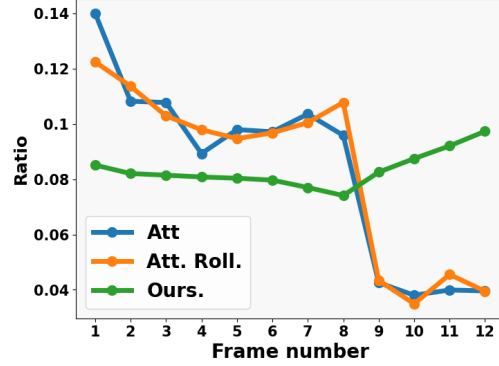


Figure 5. The ratio of the sum of the scores in each frame. Given the informativeness scores in the first layer of the video Transformer, we extract the sum of scores in each frame and then calculate the ratio to the total scores across all the frames.

performance drop in both text-to-video retrieval and video-to-text retrieval. Specifically, the performance degradation on average is 1.0%, 0.7% when using \bar{a} and \tilde{a} . Further, although attention rollout shows slightly better performance than simple attentiveness, it shows worse FLOPs due to the repeated forward process for estimating attention flows. On the other hand, by dropping the tokens based on our saliency scores s estimated by the sharpness of attention, we could lessen the FLOPs with superior performance compared to base. Finally, introducing the saliency-aware token merging with background drop and foreground sharpening, we have achieved the +0.8% gain despite the 58.7% FLOPs compared to the original UMT.

4.3. Analysis

Temporal bias. As we discussed in in Section 2, the video Transformers contains the temporal bias that neglects the later frames of a video. For a better understanding, we here quantitatively compare three metrics, attentiveness \bar{a} (Att.), attention rollout \tilde{a} (ATT. Roll.), and our saliency scores \hat{s} . We measure each score with UMT-B [33] in MSRVTT [68]. After normalizing the score across all frames, we calculate the sum of the scores for each frame. In other words, it represents the ratio of scores per each frame concerning the total score. (see Figure 5) In both attentiveness and attention rollout, the earlier frames show higher scores compared to



Figure 6. Qualitative results of vid-TLDR. Given video clips, we visualize the merged tokens and their corresponding mass.

later frames, specifically, the score of the first frame is almost $\times 3$ times higher than the last frame. As a result, if we rely on these metrics, it is prone to merge the tokens in the later frame without considering their informativeness of them. Whereas, as shown in the figure, our proposed \hat{s} shows the more robust ratio across the frame, capturing the informative tokens even in the last frame.

Visualization of vid-TLDR results. In Figure 6, we show the qualitative results to understand the behavior of vid-TLDR. Given video clips of MSRVTT, we visualize the merged token. We further provide the heatmaps for analyzing the mass of each token. More precisely, we divide the mass of merged tokens by the number of constituent tokens to represent the mass concerning each input token. As shown in the figure, through the saliency-aware token merging, the foreground object shows a much higher mass than the background tokens. In short, through Equation (7), our vid-TLDR minimizes the hindrance from the background tokens during the self-attention layer.

5. Related works

Vision Transformer. ViT [14] has become one of the most popular and basic components in the computer vision domain along with CNNs. With the surge of large-scale datasets, its lower inductive bias compared to CNNs endows it with robust generalization, leading to another successive adoption on several downstream tasks in computer vision, including classification [14, 52], detection [10, 32, 43, 61, 75, 77] segmentation [59, 64], image encoding [3, 21, 62] for generation [28]. Although Transformer architecture shows promising results on computer vision the attention mechanism [4] incurs quadratic complexity and restrains its scalability. So, there have been many attempts to mitigate this problem. These attempts can be categorized as ameliorating model architecture itself, leveraging pre-trained models, or reducing the input tokens. For example, [23, 25, 54, 58, 74] focused on the attention mechanism itself to approximate the complexity to linear. More recent works enabled acceleration

even without model modification by pruning [24, 27, 44] or merging [7, 8, 42, 45] input tokens, with minimal performance degradation.

Video understanding. Video understanding is not the same as the image, since frames of video are not independent images, but highly related to each other in the temporal axis. Prior works have leveraged transformers for understanding video, including retrieval [12, 16, 30, 33, 40, 55, 56, 70], question answering [12, 30, 31, 55, 56, 60, 70, 71, 76], captioning [20, 37] and representation learning [22, 51, 57]. Especially, along with the success of image foundation models, some works [41, 48] leverage CLIP [46], which is pre-trained ViTs with the large-scale image-text pairs, for understanding video. Also, recent studies [33, 51, 57, 60, 76] focus on scaling the Transformers for video foundation models to utilize the flexibility for multi-modal tasks. Yet, despite the intensive computational cost caused by the massive number of tokens, efficient video Transformers are less explored.

6. Conclusion

In this paper, we propose vid-TLDR, training free token merging for light-weight video Transformer. We demonstrate the necessity of performing early token merging in video Transformers and delineate the associated challenges. To address these challenges, we design the new token-merging mechanism as follows. First, we devise a better saliency detector using attention sharpness which can localize salient regions even in the early layers of the Transformer and mitigate the temporal biases of video Transformers. In addition, we revise the mass of token merging so that the influence of uninformative tokens is suppressed and the importance of tokens within the foreground objects is taken into account. The experiments show that our method consistently outperforms previous merging methods in every backbone and dataset even with lower computation, verifying both the efficacy and efficiency of our method in video Transformers.

References

- [1] Samira Abnar and Willem Zuidema. Quantifying attention flow in transformers. *arXiv:2005.00928*, 2020. 3
- [2] Lisa Anne Hendricks, Oliver Wang, Eli Shechtman, Josef Sivic, Trevor Darrell, and Bryan Russell. Localizing moments in video with natural language. In *ICCV*, 2017. 2, 5, 6, 12
- [3] Roman Bachmann, David Mizrahi, Andrei Atanov, and Amir Zamir. Multima: Multi-modal multi-task masked autoencoders. In *ECCV*, 2022. 8
- [4] Dzmitry Bahdanau, Kyunghyun Cho, and Yoshua Bengio. Neural machine translation by jointly learning to align and translate. *arXiv:1409.0473*, 2014. 8
- [5] Max Bain, Arsha Nagrani, Gül Varol, and Andrew Zisserman. Frozen in time: A joint video and image encoder for end-to-end retrieval. In *ICCV*, 2021. 6
- [6] Iz Beltagy, Matthew E. Peters, and Arman Cohan. Longformer: The long-document transformer. *arXiv:2004.05150*, 2020. 2
- [7] Daniel Bolya and Judy Hoffman. Token merging for fast stable diffusion. *CVPR Workshop on Efficient Deep Learning for Computer Vision*, 2023. 6, 8
- [8] Daniel Bolya, Cheng-Yang Fu, Xiaoliang Dai, Peizhao Zhang, Christoph Feichtenhofer, and Judy Hoffman. Token merging: Your vit but faster. *ICLR*, 2022. 2, 4, 6, 7, 8, 12
- [9] Fabian Caba Heilbron, Victor Escorcia, Bernard Ghanem, and Juan Carlos Niebles. Activitynet: A large-scale video benchmark for human activity understanding. In *CVPR*, 2015. 5, 6, 12
- [10] Nicolas Carion, Francisco Massa, Gabriel Synnaeve, Nicolas Usunier, Alexander Kirillov, and Sergey Zagoruyko. End-to-end object detection with transformers. In *ECCV*, 2020. 1, 8
- [11] David Chen and William Dolan. Collecting highly parallel data for paraphrase evaluation. In *Proceedings of the 49th Annual Meeting of the Association for Computational Linguistics: Human Language Technologies*, 2011. 2, 5, 6, 12
- [12] Feng Cheng, Xizi Wang, Jie Lei, David Crandall, Mohit Bansal, and Gedas Bertasius. Vindlu: A recipe for effective video-and-language pretraining. In *CVPR*, 2023. 6, 8
- [13] Xiangxiang Chu, Zhi Tian, Yuqing Wang, Bo Zhang, Haibing Ren, Xiaolin Wei, Huaxia Xia, and Chunhua Shen. Twins: Re-visiting the design of spatial attention in vision transformers. *NeurIPS*, 2021. 2
- [14] Alexey Dosovitskiy, Lucas Beyer, Alexander Kolesnikov, Dirk Weissenborn, Xiaohua Zhai, Thomas Unterthiner, Mostafa Dehghani, Matthias Minderer, Georg Heigold, Sylvain Gelly, et al. An image is worth 16x16 words: Transformers for image recognition at scale. *ICLR*, 2020. 1, 8
- [15] Mohsen Fayyaz, Soroush Abbasi Koohpayegani, Farnoush Rezaei Jafari, Sunando Sengupta, Hamid Reza Vaezi Joze, Eric Sommerlade, Hamed Pirsiavash, and Jürgen Gall. Adaptive token sampling for efficient vision transformers. In *ECCV*, 2022. 2
- [16] Tsu-Jui Fu, Linjie Li, Zhe Gan, Kevin Lin, William Yang Wang, Lijuan Wang, and Zicheng Liu. VIOLET: End-to-End Video-Language Transformers with Masked Visual-token Modeling. In *arXiv:2111.1268*, 2021. 1, 6, 8
- [17] Valentin Gabeur, Chen Sun, Karteek Alahari, and Cordelia Schmid. Multi-modal transformer for video retrieval. In *ECCV*, 2020. 2
- [18] Difei Gao, Luwei Zhou, Lei Ji, Linchao Zhu, Yi Yang, and Mike Zheng Shou. Mist: Multi-modal iterative spatial-temporal transformer for long-form video question answering. In *CVPR*, 2023. 2
- [19] Raghav Goyal, Samira Ebrahimi Kahou, Vincent Michalski, Joanna Materzynska, Susanne Westphal, Heuna Kim, Valentin Haenel, Ingo Fruend, Peter Yianilos, Moritz Mueller-Freitag, et al. The” something something” video database for learning and evaluating visual common sense. In *ICCV*, 2017. 7
- [20] Xin Gu, Guang Chen, Yufei Wang, Libo Zhang, Tiejian Luo, and Longyin Wen. Text with knowledge graph augmented transformer for video captioning. In *CVPR*, 2023. 8
- [21] Kaiming He, Xinlei Chen, Saining Xie, Yanghao Li, Piotr Dollár, and Ross Girshick. Masked autoencoders are scalable vision learners. In *CVPR*, 2022. 8
- [22] Bingkun Huang, Zhiyu Zhao, Guozhen Zhang, Yu Qiao, and Limin Wang. Mgm: Motion guided masking for video masked autoencoding. In *ICCV*, 2023. 8
- [23] A. Katharopoulos, A. Vyas, N. Pappas, and F. Fleuret. Transformers are rnns: Fast autoregressive transformers with linear attention. In *ICML*, 2020. 8
- [24] Sehoon Kim, Sheng Shen, David Thorsley, Amir Gholami, Woosuk Kwon, Joseph Hassoun, and Kurt Keutzer. Learned token pruning for transformers. In *KDD*, 2022. 8
- [25] Nikita Kitaev, Łukasz Kaiser, and Anselm Levskaya. Reformer: The efficient transformer. In *ICLR*, 2020. 2, 8
- [26] Zhenglun Kong, Peiyan Dong, Xiaolong Ma, Xin Meng, Wei Niu, Mengshu Sun, Xuan Shen, Geng Yuan, Bin Ren, Hao Tang, et al. Spvit: Enabling faster vision transformers via latency-aware soft token pruning. In *ECCV*, 2022. 2
- [27] Heejun Lee, Minki Kang, Youngwan Lee, and Sung Ju Hwang. Sparse token transformer with attention back tracking. In *ICLR*, 2022. 8
- [28] Kwonjoon Lee, Huiwen Chang, Lu Jiang, Han Zhang, Zhuowen Tu, and Ce Liu. Vitgan: Training gans with vision transformers. *arXiv:2107.04589*, 2021. 8
- [29] Jie Lei, Linjie Li, Luwei Zhou, Zhe Gan, Tamara L. Berg, Mohit Bansal, and Jingjing Liu. Less is more: Clipbert for video-and-language learning via sparse sampling. In *CVPR*, 2021. 6
- [30] Jie Lei, Tamara L. Berg, and Mohit Bansal. Revealing single frame bias for video-and-language learning. In *ACL*, 2023. 5, 6, 8
- [31] Dongxu Li, Junnan Li, Hongdong Li, Juan Carlos Niebles, and Steven CH Hoi. Align and prompt: Video-and-language pre-training with entity prompts. In *CVPR*, 2022. 6, 8
- [32] Feng Li, Hao Zhang, Shilong Liu, Jian Guo, Lionel M Ni, and Lei Zhang. Dn-detr: Accelerate detr training by introducing query denoising. In *CVPR*, 2022. 1, 8
- [33] Kunchang Li, Yali Wang, Yizhuo Li, Yi Wang, Yanan He, Limin Wang, and Yu Qiao. Unmasked teacher: Towards training-efficient video foundation models. *ICCV*, 2023. 1, 2, 4, 6, 7, 8, 12

- [34] Linjie Li, Zhe Gan, Kevin Lin, Chung-Ching Lin, Ce Liu, Zicheng Liu, and Lijuan Wang. Lavender: Unifying video-language understanding as masked language modeling. In *CVPR*, 2023. 6
- [35] Youwei Liang, Chongjian Ge, Zhan Tong, Yibing Song, Jue Wang, and Pengtao Xie. Not all patches are what you need: Expediting vision transformers via token reorganizations. In *ICLR*, 2022. 2
- [36] Youwei Liang, Chongjian Ge, Zhan Tong, Yibing Song, Jue Wang, and Pengtao Xie. Not all patches are what you need: Expediting vision transformers via token reorganizations. *ICLR*, 2022. 2
- [37] Kevin Lin, Linjie Li, Chung-Ching Lin, Faisal Ahmed, Zhe Gan, Zicheng Liu, Yumao Lu, and Lijuan Wang. Swinbert: End-to-end transformers with sparse attention for video captioning. In *CVPR*, 2022. 8
- [38] Song Liu, Haoqi Fan, Shengsheng Qian, Yiru Chen, Wenkui Ding, and Zhongyuan Wang. Hit: Hierarchical transformer with momentum contrast for video-text retrieval. In *ICCV*, 2021. 2
- [39] Ze Liu, Yutong Lin, Yue Cao, Han Hu, Yixuan Wei, Zheng Zhang, Stephen Lin, and Baining Guo. Swin transformer: Hierarchical vision transformer using shifted windows. In *ICCV*, 2021. 2
- [40] Huaishao Luo, Lei Ji, Ming Zhong, Yang Chen, Wen Lei, Nan Duan, and Tianrui Li. Clip4clip: An empirical study of clip for end to end video clip retrieval and captioning. *Neurocomputing*, 2022. 6, 8
- [41] Yiwei Ma, Guohai Xu, Xiaoshuai Sun, Ming Yan, Ji Zhang, and Rongrong Ji. X-clip: End-to-end multi-grained contrastive learning for video-text retrieval. In *ACM Multimedia*, 2022. 8
- [42] Dmitrii Marin, Jen-Hao Rick Chang, Anurag Ranjan, Anish Prabhu, Mohammad Rastegari, and Oncel Tuzel. Token pooling in vision transformers for image classification. In *WACV*, 2023. 8
- [43] Depu Meng, Xiaokang Chen, Zejie Fan, Gang Zeng, Houqiang Li, Yuhui Yuan, Lei Sun, and Jingdong Wang. Conditional detr for fast training convergence. In *ICCV*, 2021. 1, 8
- [44] Lingchen Meng, Hengduo Li, Bor-Chun Chen, Shiyi Lan, Zuxuan Wu, Yu-Gang Jiang, and Ser-Nam Lim. Adavit: Adaptive vision transformers for efficient image recognition. In *CVPR*, 2022. 8
- [45] Zizheng Pan, Bohan Zhuang, Haoyu He, Jing Liu, and Jianfei Cai. Less is more: Pay less attention in vision transformers. In *AAAI*, 2022. 8
- [46] Alec Radford, Jong Wook Kim, Chris Hallacy, Aditya Ramesh, Gabriel Goh, Sandhini Agarwal, Girish Sastry, Amanda Askell, Pamela Mishkin, Jack Clark, et al. Learning transferable visual models from natural language supervision. In *ICML*, 2021. 8
- [47] Yongming Rao, Wenliang Zhao, Benlin Liu, Jiwen Lu, Jie Zhou, and Cho-Jui Hsieh. Dynamicvit: Efficient vision transformers with dynamic token sparsification. *NeurIPS*, 2021. 2
- [48] Hanoona Rasheed, Muhammad Uzair Khattak, Muhammad Maaz, Salman Khan, and Fahad Shahbaz Khan. Fine-tuned clip models are efficient video learners. In *Proceedings of the IEEE/CVF Conference on Computer Vision and Pattern Recognition*, pages 6545–6554, 2023. 7, 8
- [49] Anna Rohrbach, Atousa Torabi, Marcus Rohrbach, Niket Tandon, Christopher Pal, Hugo Larochelle, Aaron Courville, and Bernt Schiele. Movie description. *IJCV*, 2017. 5, 6
- [50] Khurram Soomro, Amir Roshan Zamir, and Mubarak Shah. Ucf101: A dataset of 101 human actions classes from videos in the wild. *arXiv:1212.0402*, 2012. 7
- [51] Zhan Tong, Yibing Song, Jue Wang, and Limin Wang. Videomae: Masked autoencoders are data-efficient learners for self-supervised video pre-training. *NeurIPS*, 2022. 1, 7, 8
- [52] Hugo Touvron, Matthieu Cord, Matthijs Douze, Francisco Massa, Alexandre Sablayrolles, and Hervé Jégou. Training data-efficient image transformers & distillation through attention. In *ICML*. PMLR, 2021. 1, 8
- [53] Ashish Vaswani, Noam Shazeer, Niki Parmar, Jakob Uszkoreit, Llion Jones, Aidan N Gomez, Łukasz Kaiser, and Illia Polosukhin. Attention is all you need. *NeurIPS*, 2017. 2
- [54] A. Vyas, A. Katharopoulos, and F. Fleuret. Fast transformers with clustered attention. *NeurIPS*, 2020. 8
- [55] Junke Wang, Dongdong Chen, Zuxuan Wu, Chong Luo, Luowei Zhou, Yucheng Zhao, Yujia Xie, Ce Liu, Yu-Gang Jiang, and Lu Yuan. Omnivl: One foundation model for image-language and video-language tasks. *NeurIPS*, 2022. 6, 8
- [56] Jinpeng Wang, Yixiao Ge, Rui Yan, Yuying Ge, Kevin Qinghong Lin, Satoshi Tsutsui, Xudong Lin, Guanyu Cai, Jianping Wu, Ying Shan, et al. All in one: Exploring unified video-language pre-training. In *Proceedings of the IEEE/CVF Conference on Computer Vision and Pattern Recognition*, pages 6598–6608, 2023. 6, 8
- [57] Limin Wang, Bingkun Huang, Zhiyu Zhao, Zhan Tong, Yinan He, Yi Wang, Yali Wang, and Yu Qiao. Videomae v2: Scaling video masked autoencoders with dual masking. In *CVPR*, 2023. 1, 8
- [58] Sinong Wang, Belinda Z Li, Madian Khabsa, Han Fang, and Hao Ma. Linformer: Self-attention with linear complexity. *arXiv:2006.04768*, 2020. 2, 8
- [59] Yuqing Wang, Zhaoliang Xu, Xinlong Wang, Chunhua Shen, Baoshan Cheng, Hao Shen, and Huaxia Xia. End-to-end video instance segmentation with transformers. In *CVPR*, 2021. 1, 8
- [60] Yi Wang, Kunchang Li, Yizhuo Li, Yinan He, Bingkun Huang, Zhiyu Zhao, Hongjie Zhang, Jilan Xu, Yi Liu, Zun Wang, et al. Internvideo: General video foundation models via generative and discriminative learning. *arXiv:2212.03191*, 2022. 1, 6, 8
- [61] Yingming Wang, Xiangyu Zhang, Tong Yang, and Jian Sun. Anchor detr: Query design for transformer-based detector. In *AAAI*, 2022. 1, 8
- [62] QuanLin Wu, Hang Ye, Yuntian Gu, Huishuai Zhang, Liwei Wang, and Di He. Denoising masked autoencoders help robust classification. In *ICLR*, 2023. 8
- [63] Junbin Xiao, Pan Zhou, Tat-Seng Chua, and Shuicheng Yan. Video graph transformer for video question answering. In *ECCV*, 2022. 2
- [64] Enze Xie, Wenhai Wang, Zhiding Yu, Anima Anandkumar, Jose M Alvarez, and Ping Luo. Segformer: Simple and

- efficient design for semantic segmentation with transformers. In *NeurIPS*, 2021. 1, 8
- [65] Zhen Xing, Qi Dai, Han Hu, Jingjing Chen, Zuxuan Wu, and Yu-Gang Jiang. Svformer: Semi-supervised video transformer for action recognition. In *CVPR*, 2023. 2
- [66] Yongyang Xiong, Zhanpeng Zeng, Rudrasish Chakraborty, Mingxing Tan, Glenn Fung, Yin Li, and Vikas Singh. Nyströmformer: A nyström-based algorithm for approximating self-attention. In *AAAI*, 2021. 2
- [67] Dejing Xu, Zhou Zhao, Jun Xiao, Fei Wu, Hanwang Zhang, Xiangnan He, and Yueting Zhuang. Video question answering via gradually refined attention over appearance and motion. In *MM*, 2017. 6
- [68] Jun Xu, Tao Mei, Ting Yao, and Yong Rui. Msr-vtt: A large video description dataset for bridging video and language. In *CVPR*, 2016. 2, 4, 5, 6, 7, 12
- [69] Hongwei Xue, Yuchong Sun, Bei Liu, Jianlong Fu, Ruihua Song, Houqiang Li, and Jiebo Luo. Clip-vip: Adapting pre-trained image-text model to video-language representation alignment. *arXiv:2209.06430*, 2022. 6
- [70] Shen Yan, Tao Zhu, Zirui Wang, Yuan Cao, Mi Zhang, Soham Ghosh, Yonghui Wu, and Jiahui Yu. Video-text modeling with zero-shot transfer from contrastive captioners. *arXiv:2212.04979*, 2022. 6, 8
- [71] Antoine Yang, Antoine Miech, Josef Sivic, Ivan Laptev, and Cordelia Schmid. Just ask: Learning to answer questions from millions of narrated videos. In *ICCV*, 2021. 6, 8
- [72] Antoine Yang, Antoine Miech, Josef Sivic, Ivan Laptev, and Cordelia Schmid. Zero-shot video question answering via frozen bidirectional language models. *NeurIPS*, 35, 2022. 6
- [73] Jiewen Yang, Xingbo Dong, Liujun Liu, Chao Zhang, Jiajun Shen, and Dahai Yu. Recurring the transformer for video action recognition. In *CVPR*, 2022. 2
- [74] Manzil Zaheer, Guru Guruganesh, Kumar Avinava Dubey, Joshua Ainslie, Chris Alberti, Santiago Ontanon, Philip Pham, Anirudh Ravula, Qifan Wang, Li Yang, et al. Big bird: Transformers for longer sequences. *NeurIPS*, 33, 2020. 8
- [75] Yuhang Zang, Wei Li, Kaiyang Zhou, Chen Huang, and Chen Change Loy. Open-vocabulary detr with conditional matching. In *ECCV*, 2022. 1, 8
- [76] Rowan Zellers, Ximing Lu, Jack Hessel, Youngjae Yu, Jae Sung Park, Jize Cao, Ali Farhadi, and Yejin Choi. Merlot: Multimodal neural script knowledge models. *NeurIPS*, 2021. 1, 6, 8
- [77] Xizhou Zhu, Weijie Su, Lewei Lu, Bin Li, Xiaogang Wang, and Jifeng Dai. Deformable detr: Deformable transformers for end-to-end object detection. *ICLR*, 2021. 1, 8

vid-TLDR: Training Free Token merging for Light-weight Video Transformer

Supplementary Material

A. A deeper exploration into temporal bias

We here present the discussion for the behavior of video Transformers regarding temporal bias. We have observed that the positional encoding in temporal-spatial attention even has learned the data bias, *i.e.*, the main contents of the clip are generally positioned at the front or middle. For better understanding, we visualize the attention map built with 1) positional encoding (PE) + representation, 2) representation only, and 3) PE only. Figure A reveals that PE of video Transformers causes the temporal bias, *i.e.* focusing on the early frame.




Figure A. Visualization of temporal bias caused by PE.

B. Detailed reduced number of tokens

In this section, we present the hyperparameters indicating the number of reduced tokens for each dataset and task, as shown in Table A. According to the goal of vid-TLDR, which focuses on early-stage merging, all experiments involved reduction in the first four layers.

C. Zero-shot retrieval results

To validate the effectiveness of vid-TLDR, we report additional zero-shot retrieval results for baseline model [33], existing token merging method (ToMe [8]) and ours across MSVD [11], MSRVT [68], DiDeMo [2], ActivityNet [9]. All experiments were conducted with evaluation only, without additional training. The average results for text-to-video and video-to-text retrieval accuracy across these four datasets are presented in Table B, C, D, E, and F. We conducted a grid search to determine the effective number of tokens to reduce. In the case of ToMe, tokens were merged uniformly across layers following the default configuration, and a grid search was conducted with 20-25 tokens per layer. On the other

Table A. Number of tokens reduced in each experiment.

Task	Method	Dataset	Block index					
			1	2	3	4	5	- Top
Retrieval	UMT-B	MSRVTT	600	200	100	0	0	0
		MSVD	600	200	100	100	0	0
		ActivityNet	500	0	0	0	0	0
		DiDeMo	500	400	0	0	0	0
		LSMDC	400	150	150	0	0	0
		SSV2-Label	200	200	200	100	0	0
		SSV2-Template	400	300	0	0	0	0
	UMT-L	MSRVTT	550	400	0	0	0	0
		MSVD	600	200	100	100	0	0
		ActivityNet	600	300	0	0	0	0
		DiDeMo	800	0	0	0	0	0
		LSMDC	250	250	200	200	0	0
		SSV2-Label	450	250	100	0	0	0
		SSV2-Template	350	300	100	50	0	0
VQA	UMT-B	MSRVTT	600	200	0	0	0	0
		MSVD	600	200	0	0	0	0
	UMT-L	MSRVTT	400	400	100	0	0	0
		MSVD	400	400	100	0	0	0

hand, our method merged in the first four front layers, exploring total reductions of 300, 330, and 360 tokens. Across all configurations, vid-TLDR consistently achieves higher R@1 with lower FLOPs compared to ToMe. On average, it achieves 25.0% and 11.8% reduction in FLOPs, along with 2.6% and 2.2% higher R@1 for UMT-B and UMT-L.

Table B. Comparison of zero-shot retrieval performance for four datasets.

Dataset	#Pairs	Metric	UMT-B			UMT-L		
			Base	ToMe	Ours	Base	ToMe	Ours
MSVD	5M	GFLOPs ↓	78.5	66.2	50.6	267.8	182.1	165.3
		R@1 ↑	47.4	45.6 (-1.8)	48.1 (+0.7)	55.3	53.6 (-1.7)	56.3 (+1.0)
		R@5 ↑	72.2	70.8 (-1.4)	72.5 (+0.3)	79.4	78.9 (-0.5)	79.6 (+0.2)
		R@10 ↑	80.2	79.8 (-0.4)	80.4 (+0.2)	85.9	85.1 (-0.8)	86.1 (+0.2)
	17M	GFLOPs ↓	78.5	62.8	50.2	267.8	182.1	165.3
		R@1 ↑	52.0	50.7 (-1.3)	53.3 (+1.3)	62.7	61.0 (-1.7)	62.7 (±0.0)
		R@5 ↑	75.7	74.8 (-0.9)	77.0 (+1.3)	83.7	83.2 (-0.5)	83.8 (+0.1)
		R@10 ↑	83.6	83.0 (-0.6)	84.0 (+0.4)	89.7	88.8 (-0.9)	90.3 (+0.6)
	25M	GFLOPs ↓	78.5	66.2	50.6	267.8	182.1	153.6
		R@1 ↑	52.1	50.1 (-2.0)	53.6 (+1.5)	61.8	60.3 (-1.5)	62.5 (+0.7)
		R@5 ↑	77.1	76.1 (-1.0)	78.1 (+1.0)	83.3	82.5 (-0.8)	83.2 (-0.1)
		R@10 ↑	84.7	84.1 (-0.6)	85.4 (+0.7)	88.8	88.3 (-0.5)	88.8 (±0.0)
MSRVTT	5M	GFLOPs ↓	78.5	66.2	50.2	267.8	182.1	164.8
		R@1 ↑	27.9	26.4 (-1.5)	27.7 (-0.2)	31.8	30.4 (-1.4)	32.7 (+0.9)
		R@5 ↑	49.8	46.7 (-3.1)	49.8 (±0.0)	54.7	52.4 (-2.3)	55.1 (+0.4)
		R@10 ↑	58.4	55.9 (-2.5)	58.3 (-0.1)	64.2	62.9 (-1.3)	64.6 (+0.4)
	17M	GFLOPs ↓	78.5	66.2	50.6	267.8	182.1	163.0
		R@1 ↑	33.6	32.5 (-1.1)	33.8 (+0.2)	40.6	37.6 (-3.0)	39.9 (-0.7)
		R@5 ↑	56.4	54.1 (-2.3)	57.0 (+0.6)	62.0	60.1 (-1.9)	61.9 (-0.1)
		R@10 ↑	66.4	63.9 (-2.5)	66.6 (+0.2)	71.4	68.9 (-2.5)	70.9 (-0.5)
	25M	GFLOPs ↓	78.5	66.2	44.7	267.8	160.9	146.5
		R@1 ↑	32.8	31.1 (-1.7)	33.3 (+0.5)	38.9	36.3 (-2.6)	39.2 (+0.3)
		R@5 ↑	54.3	52.8 (-1.5)	54.7 (+0.4)	61.1	59.0 (-2.1)	61.2 (+0.1)
		R@10 ↑	32.8	31.1 (-1.7)	33.3 (+0.5)	38.9	36.3 (-2.6)	39.2 (+0.3)
DIDEMO	5M	GFLOPs ↓	78.5	66.2	47.3	267.8	182.1	166.2
		R@1 ↑	35.8	29.7 (-6.0)	35.9 (+0.1)	35.1	33.7 (-1.4)	36.6 (+1.5)
		R@5 ↑	61.9	55.5 (-6.4)	60.6 (-1.3)	60.2	60.0 (-0.2)	62.1 (+1.9)
		R@10 ↑	70.1	65.1 (-5.0)	69.0 (-1.1)	68.7	69.5 (+0.8)	71.0 (+2.3)
	17M	GFLOPs ↓	78.5	62.8	44.5	267.8	182.1	166.7
		R@1 ↑	41.1	38.6 (-2.5)	42.3 (+1.2)	46.5	45.4 (-1.0)	48.7 (+2.2)
		R@5 ↑	66.7	64.7 (-2.0)	68.4 (+1.7)	71.1	71.8 (+0.7)	74.3 (+3.2)
		R@10 ↑	75.4	73.8 (-1.6)	77.0 (+1.6)	79.2	80.1 (+0.9)	81.3 (+2.1)
	25M	GFLOPs ↓	78.5	62.8	48.2	267.8	182.1	162.5
		R@1 ↑	41.0	38.6 (-2.4)	44.0 (+3.0)	49.3	47.9 (-1.3)	52.0 (+2.8)
		R@5 ↑	66.6	64.5 (-2.1)	68.9 (+2.3)	73.9	72.6 (-1.3)	74.9 (+1.1)
		R@10 ↑	75.8	73.0 (-2.8)	77.7 (+1.9)	80.2	81.1 (+0.9)	82.4 (+2.2)
ANET	5M	GFLOPs ↓	78.5	66.2	49.0	267.8	182.1	162.0
		R@1 ↑	27.1	24.9 (-2.2)	28.1 (+1.0)	31.0	29.7 (-1.3)	31.3 (+0.3)
		R@5 ↑	51.6	49.1 (-2.5)	52.4 (+0.8)	59.7	57.9 (-1.8)	59.6 (-0.1)
		R@10 ↑	63.0	61.0 (-2.0)	64.1 (+1.1)	71.7	70.2 (-1.5)	71.6 (-0.1)
	17M	GFLOPs ↓	78.5	62.8	45.0	267.8	182.1	151.7
		R@1 ↑	32.7	31.7 (-1.0)	33.9 (+1.2)	41.8	40.3 (-1.5)	41.7 (-0.1)
		R@5 ↑	57.7	57.4 (-0.3)	59.6 (+1.9)	68.6	67.1 (-1.5)	68.8 (+0.2)
		R@10 ↑	69.2	68.9 (-0.3)	70.7 (+1.5)	79.2	78.2 (-1.0)	79.1 (-0.1)
	25M	GFLOPs ↓	78.5	62.8	51.0	267.8	182.1	152.7
		R@1 ↑	34.2	32.6 (-1.6)	35.7 (+1.5)	40.7	41.0 (+0.3)	41.8 (+1.1)
		R@5 ↑	59.1	58.1 (-1.0)	60.9 (+1.8)	67.9	67.8 (-0.1)	68.4 (+0.5)
		R@10 ↑	70.5	69.5 (-1.0)	72.0 (+1.5)	79.3	78.4 (-0.9)	79.0 (-0.3)

Table C. Detailed zero-shot retrieval performance on MSVD.

Dataset	Pairs	Metic	Type	UMT-B			UMT-L		
				Base	ToMe	Ours	Base	ToMe	Ours
MSVD	5M	FLOPS ↓	(G)	78.5	66.2	50.6	267.8	182.1	165.3
		R@1 ↑	T2V	36.2	33.6	37.0	44.4	42.0	44.3
			V2T	58.5	57.5	59.1	66.1	65.2	68.2
		R@5 ↑	T2V	65.7	64.3	66.1	73.3	72.0	73.2
			V2T	78.7	77.3	78.8	85.5	85.8	86.0
	17M	R@10 ↑	T2V	76.1	74.8	76.4	82.4	80.5	82.0
			V2T	84.3	84.8	84.3	89.4	89.6	90.2
		FLOPS ↓	(G)	78.5	62.8	50.2	267.8	182.1	165.3
			(G)	78.5	62.8	50.2	267.8	182.1	165.3
		R@1 ↑	T2V	41.4	38.6	42.2	49.9	48.1	50.0
			V2T	62.5	62.8	64.3	75.4	73.9	75.4
		R@5 ↑	T2V	70.6	69.0	71.3	77.7	76.6	77.6
			V2T	80.8	80.5	82.7	89.6	89.7	90.0
	25M	R@10 ↑	T2V	80.1	78.9	80.5	85.3	84.3	85.5
			V2T	87.0	87.0	87.5	94.0	93.3	95.1
		FLOPS ↓	(G)	78.5	66.2	50.6	267.8	182.1	153.6
			(G)	78.5	66.2	50.6	267.8	182.1	153.6
		R@1 ↑	T2V	42.3	39.0	42.7	49.0	48.1	49.3
			V2T	61.9	61.2	64.5	74.5	72.4	75.7
		R@5 ↑	T2V	71.7	69.6	72.1	76.9	75.4	77.0
			V2T	82.5	82.5	84.0	89.7	89.6	89.4
		R@10 ↑	T2V	80.8	79.4	81.3	84.7	83.2	84.2
			V2T	88.5	88.8	89.4	92.8	93.3	93.3

Table D. Detailed zero-shot retrieval performance on MSRVT.

Dataset	Pairs	Metic	Type	UMT-B			UMT-L		
				Base	ToMe	Ours	Base	ToMe	Ours
MSRVT	5M	FLOPS ↓	(G)	78.5	66.2	50.2	267.8	182.1	164.8
		R@1 ↑	T2V	29.6	27.8	29.9	33.3	31.4	34.0
			V2T	26.2	25.0	25.4	30.2	29.4	31.3
		R@5 ↑	T2V	52.8	48.4	52.3	58.1	53.3	57.1
			V2T	46.7	44.9	47.3	51.3	51.4	53.0
	17M	R@10 ↑	T2V	61.9	57.4	61.6	66.7	64.4	66.1
			V2T	54.9	54.3	55.0	61.6	61.4	63.1
		FLOPS ↓	(G)	78.5	66.2	50.6	267.8	182.1	163.0
			(G)	78.5	66.2	50.6	267.8	182.1	163.0
		R@1 ↑	T2V	35.5	32.5	36.5	42.6	39.7	42.1
			V2T	31.6	32.4	31.0	38.6	35.5	37.7
		R@5 ↑	T2V	59.3	55.8	59.6	64.4	62.0	63.9
			V2T	53.5	52.3	54.4	59.6	58.1	59.8
	25M	R@10 ↑	T2V	68.6	64.1	68.9	73.1	70.5	72.4
			V2T	64.1	63.7	64.2	69.6	67.3	69.4
		FLOPS ↓	(G)	78.5	66.2	44.7	267.8	160.9	146.5
			(G)	78.5	66.2	44.7	267.8	160.9	146.5
		R@1 ↑	T2V	35.2	31.7	35.3	40.7	37.9	41.0
			V2T	30.3	30.4	31.3	37.1	34.6	37.4
		R@5 ↑	T2V	57.8	53.9	57.4	63.4	61.4	63.6
			V2T	50.7	51.7	52.0	58.7	56.6	58.8
		R@10 ↑	T2V	66.0	61.8	65.6	71.8	69.0	71.5
			V2T	61.4	62.2	62.8	68.9	66.2	68.6

Table E. Detailed zero-shot retrieval performance on DiDeMo

Dataset	#Pairs	Metric	Type	UMT-B			UMT-L		
				Base	ToMe	Ours	Base	ToMe	Ours
DiDeMo	5M	FLOPs ↓	(G)	78.5	66.2	47.3	267.8	182.1	166.2
		R@1 ↑	T2V	35.7	28.0	35.6	34.0	32.1	35.9
			V2T	35.8	31.4	36.1	36.2	35.3	37.2
		R@5 ↑	T2V	62.2	52.9	61.2	60.4	57.7	61.0
			V2T	61.6	58.1	60.0	60.0	62.3	63.2
	17M	R@10 ↑	T2V	70.6	62.3	69.3	68.7	67.9	70.2
			V2T	69.6	67.9	68.7	68.6	71.2	71.9
		FLOPs ↓	(G)	78.5	62.8	44.5	267.8	182.1	166.7
		R@1 ↑	T2V	41.9	36.9	42.6	46.4	44.8	49.7
			V2T	40.3	40.3	42.0	46.5	46.0	47.6
		R@5 ↑	T2V	66.7	63.0	68.6	70.0	72.3	73.9
			V2T	66.6	66.4	68.3	72.2	71.3	74.8
25M		R@10 ↑	T2V	75.0	71.9	77.2	78.8	80.2	80.9
			V2T	75.8	75.8	76.8	79.5	79.9	81.6
		FLOPs ↓	(G)	78.5	62.8	48.2	267.8	160.9	162.5
		R@1 ↑	T2V	41.2	35.6	44.6	48.6	47.9	52.0
			V2T	40.8	41.5	43.4	49.9	48.4	52.0
		R@5 ↑	T2V	65.4	62.0	68.9	72.9	72.9	74.0
			V2T	67.7	67.0	68.9	74.8	74.1	75.9
		R@10 ↑	T2V	74.9	70.2	76.8	79.0	80.1	81.0
			V2T	76.7	75.9	78.6	81.4	81.6	83.8

Table F. Detailed zero-shot retrieval performance on Activitynet.

Dataset	#Pairs	Metric	Type	UMT-B			UMT-L		
				Base	ToMe	Ours	Base	ToMe	Ours
ANET	5M	FLOPs ↓	(G)	78.5	66.2	49.0	267.8	182.1	162.0
		R@1 ↑	T2V	28.3	24.7	29.3	31.9	29.4	31.4
			V2T	25.9	25.1	26.8	30.0	30.1	31.1
		R@5 ↑	T2V	53.0	48.9	53.2	60.2	57.4	59.6
			V2T	50.2	49.4	51.6	59.1	58.5	59.6
	17M	R@10 ↑	T2V	64.2	60.5	64.3	72.0	69.6	71.5
			V2T	61.7	61.4	64.0	71.3	70.9	71.7
		FLOPs ↓	(G)	78.5	62.8	45.0	267.8	182.1	151.7
		R@1 ↑	T2V	33.8	31.5	34.6	42.8	40.1	42.1
			V2T	31.6	32.0	33.2	40.7	40.4	41.2
		R@5 ↑	T2V	59.1	57.4	60.7	69.6	67.0	69.4
			V2T	56.2	57.5	58.5	67.6	67.2	68.2
	25M	R@10 ↑	T2V	70.4	68.5	71.1	79.8	77.9	79.2
			V2T	67.9	69.2	70.3	78.6	78.5	79.1
		FLOPs ↓	(G)	78.5	62.8	51.0	267.8	182.1	152.7
		R@1 ↑	T2V	35.5	32.6	36.4	41.9	41.6	42.8
			V2T	32.8	32.6	34.9	39.5	40.4	40.8
		R@5 ↑	T2V	60.6	57.8	61.3	68.6	68.1	68.8
			V2T	57.6	58.5	60.5	67.6	67.5	67.9
		R@10 ↑	T2V	71.8	69.0	72.4	79.6	78.7	79.6
			V2T	69.2	70.1	71.6	78.4	78.2	78.5