

# SUN Team’s Contribution to ABAW 2024 Competition: Audio-visual Valence-Arousal Estimation and Expression Recognition

Denis Dresvyanskiy\*

Ulm University, Germany  
ITMO University, Russia

denis.dresvyanskiy@uni-ulm.de

Maxim Markitantov\*

St. Petersburg Federal Research Center  
of the Russian Academy of Sciences (SPC RAS), Russia

markitantov.m@iiias.spb.su

Jiawei Yu

Information and Computing Sciences Dept.  
Utrecht University, The Netherlands

j.yu@uu.nl

Peitong Li

Information and Computing Sciences Dept.  
Utrecht University, The Netherlands

p.li1@uu.nl

Heysem Kaya

Information and Computing Sciences Dept.  
Utrecht University, The Netherlands

h.kaya@uu.nl

Alexey Karpov

St. Petersburg Federal Research Center  
of the Russian Academy of Sciences (SPC RAS), Russia

karpov@iiias.spb.su

## Abstract

*As emotions play a central role in human communication, automatic emotion recognition has attracted increasing attention in the last two decades. While multimodal systems enjoy high performances on lab-controlled data, they are still far from providing ecological validity on non-lab-controlled, namely ‘in-the-wild’ data. This work investigates audiovisual deep learning approaches for emotion recognition in-the-wild problem. We particularly explore the effectiveness of architectures based on fine-tuned Convolutional Neural Networks (CNN) and Public Dimensional Emotion Model (PDEM), for video and audio modality, respectively. We compare alternative temporal modeling and fusion strategies using the embeddings from these multi-stage trained modality-specific Deep Neural Networks (DNN). We report results on the AffWild2 dataset under Affective Behavior Analysis in-the-Wild 2024 (ABAW’24) challenge protocol.*

\*These authors contributed equally to this work

## 1. Introduction

This paper presents our contribution to the 2024 edition [28] of the Affective Behavior Analysis in-the-wild (ABAW) challenge series [17–27, 46]. The challenges in the field of affective computing have boosted the development of state-of-the-art methods, while also ensuring the reproducibility and comparability of the developed methods under a common experimental protocol.

This year, sub-challenges of ABAW include 8-class categorical emotion recognition (Expression Challenge-EXPR), featuring Ekman’s six basic emotions (anger, disgust, fear, happiness, sadness, surprise), plus *neutral* and *others* classes as well as emotion primitives (arousal and valence) regression challenge (VA). We participated in these two sub-challenges. For the challenge data, its annotation process and further details, we refer the reader to [28] and the former editions of ABAW. We continue with the details of the proposed approach in the next section.

## 2. Methodology

### 2.1. Acoustic Emotion Recognition System

We proposed three slightly different models. The backbone of all models is based on the PDEM. The Public Dimensional Emotion Model (PDEM), designed for predicting arousal, valence, and dominance, is the first publicly available transformer-based dimensional Speech Emotion Recognition (SER) model [45]. It is fine-tuned on the pre-trained wav2vec2-large-robust model, which is one of the variants of Wav2Vec 2.0 [1].

On top of each model, we stack two Gated Recurrent Unit (GRU) layers with 256 neurons (AudioModelV1) or two transformer layers with self-attention mechanisms, each with 32 and 16 heads (AudioModelV1 and AudioModelV2). After the last transformer layer, we aggregate the information along the time axis using Convolutional Neural Networks (CNN) and apply two subsequent Fully Connected Layers (FCLs) for feature compression and for the classification or regression layer, depending on the challenge. We fine-tune all the layers from the top to the last two (AudioModelV1 and AudioModelV2) or four (AudioModelV3) encoding layers of the backbone model.

### 2.2. Visual Emotion Recognition System

For the visual emotion recognition system, we have trained the final model in several stages. First of all, we have pre-trained the modified static models (EfficientNet-B1, -B4, and ViT-B-16) on the pre-training datasets introduced in 3.1.1. Next, to further enhance the efficacy and robustness of the static Facial Expression Recognition (FER) models, they have been fine-tuned on the AffWild2 dataset. Finally, the fine-tuned static models have been frozen and used as accurate feature extractors that provide valuable affective features for consecutive temporal aggregation using the dynamic FER model. In the next subsections, we describe the parts of the pipeline of the final visual dynamic FER system.

#### 2.2.1 Static Models

To construct an accurate emotion recognition model, especially for the visual data, a robust and efficient feature extractor is needed. Those models are called static as they are trained on and provide emotion predictions as well as informative facial features per-frame, not paying attention to the temporal context. In the context of FER, such state-of-the-art models are based either on CNN or recently introduced Visual Transformer (ViT) neural network architectures. In this work, we experimented with both approaches, as various models can demonstrate different performances given in-the-wild nature of the data. Specifically, we have employed the EfficientNet [41] (B1 and B4 versions, compris-

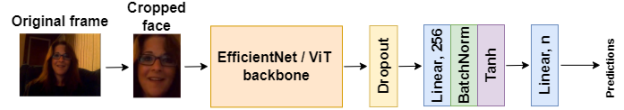


Figure 1. The neural network architecture of modified frame-level FER models.  $n$  – number of neurons, 8 for classification task and 2 for regression task. After generation of predictions, a *softmax* or *tanh* activation function is applied depending on the task type.

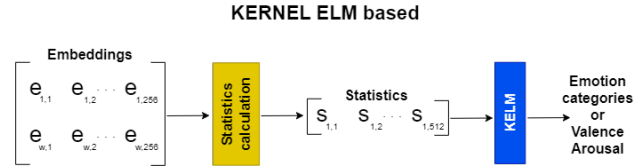


Figure 2. The architecture of Kernel ELM based dynamic emotion recognition model.

ing 7.8M and 19.3M parameters, respectively) and Visual Transformer-B-16 [9] architectures that are pre-trained on ImageNet [6, 40].

However, before fine-tuning those models on various emotion recognition datasets (including AffWild2), we have slightly modified them as depicted in Figure 1. Thus, we removed the last layer responsible for the classification and stacked on top of it (1) the dropout followed by deep embeddings layer (feed-forward) with 256 neurons, batch normalization, and *Tanh* activation function, (2) the new classification or regression layer with the corresponding number of neurons (8 for the classification task, 2 for arousal-valence regression). For classification task, a softmax activation function is used, while for regression (Valence and Arousal) we used the *Tanh* as it transforms the output values into the  $[-1, 1]$  range.

#### 2.2.2 Dynamic Models

It is well-known that emotions are temporal phenomena. They last for a certain period and are reflected in the facial, vocal, and body dynamics. To exploit this aspect, we developed dynamic FER models that take into account the temporal context during the decision-making process. An overview of these model architectures is given in Figures 2 and 3.

In the emotion recognition literature, there are many different approaches for temporal information aggregation, including functionals-aggregation (calculation of statistics over period of time), recurrent neural networks [10], and recently introduced Transformers-based architectures [4, 34, 44]. Although recurrent neural networks have been most popular in FER domain so far, the Transformers-based architectures are taking the lead in the last years.

To leverage the most effective architectures and build

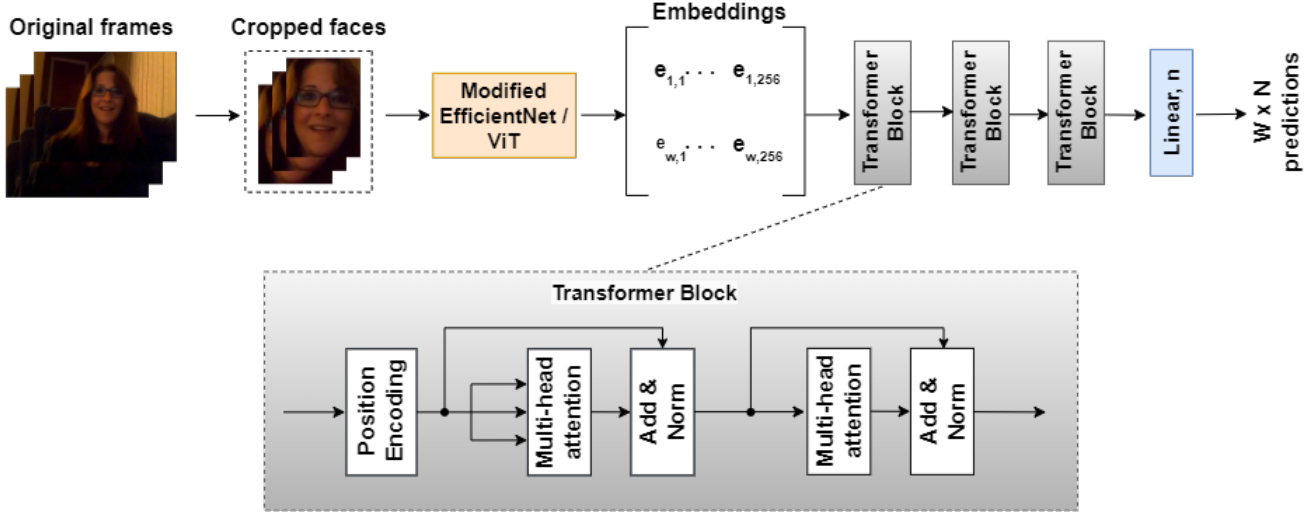


Figure 3. Pipeline and architecture of the transformer-based sequence to one video emotion recognition model.  $W$  – the temporal window size (in the number of frames),  $N$  – the number of neurons in the decision-making head (either 8 for classification or 2 for regression task).

a robust FER model, we employed the Transformer-based temporal aggregation method as well. The implemented FER dynamic model is schematically depicted in Figure 3. Thus, the dynamic model consists of a static feature extractor and the temporal part that consists of three consecutive Transformer-encoder-based layers inspired by [43]. Lastly, the classification or regression head completes the decision-making process. For the regression case, a *Tanh* activation function is used.

We should note that the feature extractor is firstly pre-trained on several FER datasets, then fine-tuned on the AfWild2 dataset frames, and is finally frozen so that it does not change its weights during the training of the dynamic model. As we fixed the number of static embeddings by modifying respective static models, the feature extractor always outputs 256 features per frame. For the Transformer-based layers, we set the number of heads equal to 8 and dropout equals 0.1. Additionally, the positional encoding employed in [43] is applied to visual embeddings.

For the comparison and as an alternative, we developed a simpler temporal aggregation method: the statistical-based model that calculates functionals over a fixed period. Here, based on previous work on an earlier version of ABAW challenge [10], we fix the analysis window to 2 seconds. We apply mean, minimum, and maximum functional statistics to non-overlapping 2-second windows and apply Kernel Extreme Learning Machine (KELM) [13]. KELM aims to solve a regularized least squares regression problem between a kernel (instance similarity) matrix  $\mathbf{K}$  and a target vector (or matrix)  $\mathbf{T}$  from the training dataset, and hence is very fast to train given the kernel. The set of weights ( $\beta$ ) in

KELM is calculated via:

$$\beta = (\mathbf{I}/C + \mathbf{K})^{-1}\mathbf{T}, \quad (1)$$

where  $\mathbf{I}$  is the identity matrix, and  $C$  is the regularization coefficient optimized via cross-validation on the challenge development set. The prediction for a test instance  $x$  is obtained via  $\hat{y} = K(\mathbf{D}, x)\beta$ , where  $K(\cdot)$  and  $\mathbf{D}$  denote the kernel function and the training dataset, respectively. KELM is used both for regression and classification in this study. For the classification (Expr) task, considering the challenge performance measure and the class imbalance, we use the Weighted KELM [48] that weights each instance inversely proportional to the training set instance count of that class. This extension is not only more memory-efficient compared to upsampling but also found to yield more accurate results in challenging audio [15] and video-based [2] recognition tasks.

### 2.3. Fusion Schemes

Fusion, particularly to leverage complementary multi-modal information is an important stage in video-based emotion recognition systems. In our experiments, we experimented with decision (late) and model-based fusion strategies. In the latter, the features from audio and video models are concatenated and fed to attention mechanisms (self-attention and cross-attention).

For late fusion, we experimented with two schemes. First, we used Dirichlet-based Random Weighted Fusion (DWF), where fusion matrices containing weights per model-class combination are randomly sampled from the Dirichlet distribution. A large pool of such matrices is generated and the matrix that gives the best performance in

terms of the task-wise challenge measure is selected for the test set submission. This approach is shown to generalize well to in-the-wild emotion recognition in former studies [10, 16].

The second decision fusion approach is based on Random Forests (RF) [3], where the concatenated probability vectors from the base models are stacked to RF. To avoid over-fitting, out-of-bag predictions are probed to optimize the number of trees.

### 3. Experimental Setup

#### 3.1. Experimental Data

For all experiments presented in this work, the AffWild2 dataset and corresponding labels from the 6th ABAW challenge [28] have been used.

The AffWild2 dataset is an audiovisual in-the-wild corpus, that serves as a comprehensive benchmark for multiple affective behavior analysis tasks and is utilized in ABAW Competition series. Comprising 594 videos with approximately 3 million frames from 584 subjects, it is annotated in terms of Valence and Arousal emotional continuous labels ranging from -1 to 1. Additionally, a subset of 548 videos (approximately 2.7 million frames) is annotated for expression recognition across 8 classes, including 6 Ekman’s basic expressions, the Neutral state, and *Other*.

The dataset is subject-independently partitioned into training, validation, and test sets, ensuring no subject overlap across partitions. Thus, the AffWild2 dataset poses several emotion recognition challenges to be solved, advancing affective computing research in unconstrained settings.

##### 3.1.1 Pre-training Data

To pre-train our static FER models, we used a range of publicly available datasets, namely, Remote Collaborative and Affective Interactions (RECOLA) [39], [30], SEMAINE [37], AFEW-VA [29] (which is based on AFEW [8]), AffectNet [38], SAVEE [14], EMOTIC [31], ExpW [47], FER+ [11], RAF-DB [33]. To pre-train those models, Ekman’s six basic emotions were selected from the aforementioned datasets along with Valence and Arousal values. We summarized the information about all used corpora in Table 1.

After the pre-training phase, the static FER models have been fine-tuned on the AffWild2 dataset.

#### 3.2. Data Preprocessing

##### 3.2.1 Audio

Before training an audio model, in addition to extracting audio signals from multimedia files, we perform voice activity detection. Due to the specific nature of the acoustic

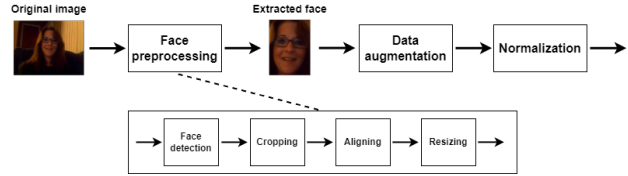


Figure 4. Pipeline of the image preprocessing for the static FER models.

data provided by the ABAW24 challenge organizers, audio data may include background noise and multiple speakers, making it difficult to identify the target speaker, methods based only on audio analysis are not suitable. Therefore, we rely on video modality by analyzing the video data frame by frame. For this purpose, facial landmarks are extracted using the MediaPipe framework [35], then mouth landmarks are detected, and the corresponding region of interest is extracted. It is used to determine whether the target speaker’s mouth is open or closed. Simultaneously, we filter the acoustic data from noise using Spleeter by deezer\*.

After that, we downsample all videos with varying frame rates to 5 Frames Per Second (FPS), which helps to fix the window length. Then, 4-second windows with a step of two seconds are formed on the filtered detected voice segments. In case of the EXPR challenge, to obtain the target label at each second, we compute the most frequent frame-wise label. In case of the VA challenge, we utilize all downsampled values. Therefore, each window has four labels and 20 valence/arousal values for the EXPR and VA challenges, respectively.

To enhance the generalizability of the audio models, we employ several augmentation techniques, including polarity inversion, the addition of white noise or variation in audio volume, and Label Smoothing [36]. These techniques help to reduce the confidence level of the models in their emotion predictions.

##### 3.2.2 Video

Depending on the model type (static or dynamic), several preprocessing steps have been applied. For the static FER model, we have depicted the preprocessing pipeline in Figure 5. We first detect faces and crop them, adding 15 pixels to all bounding box boundaries to include the chin and other human facial features. we have utilized the RetinaFace model [5, 7] based on the MobileNet [12] architecture, namely the *MobileNet-0.25* version. We have chosen this model because it is one of the most effective face recognition models known nowadays, yet very computationally efficient, since it has only around 1.7 million parameters. The next step in the static data preprocessing pipeline is

\*<https://github.com/deezer/spleeter>

Table 1. The summary of pre-training corpora used in this work. Note that in the “Data volume” column, only the volume of data utilized in this work is presented.

Dataset	Modality	Data volume	Annotations	Conditions
RECOLA [39]	Audio, Visual	3:50 hours	A, V	In-the-wild
SEWA [30]	Audio, Visual	9:10 hours	A, V	In-the-wild
SEMAINE [37]	Audio, Visual	6:30 hours	A, V	Lab.
AFEW-VA [29]	Visual	≈30,000 frames	A, V	In-the-wild
AffectNet [38]	Visual	420,299 images	C, A, V	In-the-wild
SAVEE [14]	Audio, Visual	≈24 minutes	C	Lab.
EMOTIC [31]	Visual	23,571 images	C, A, V	In-the-wild
ExpW [47]	Visual	91,793 images	C	In-the-wild
FER+ [11]	Visual	35,887 images	C	Lab.
RAF-DB [33]	Visual	29,672 images	C	In-the-wild

A – Arousal, V – Valence, C – Categories  
 Lab. - Laboratory conditions

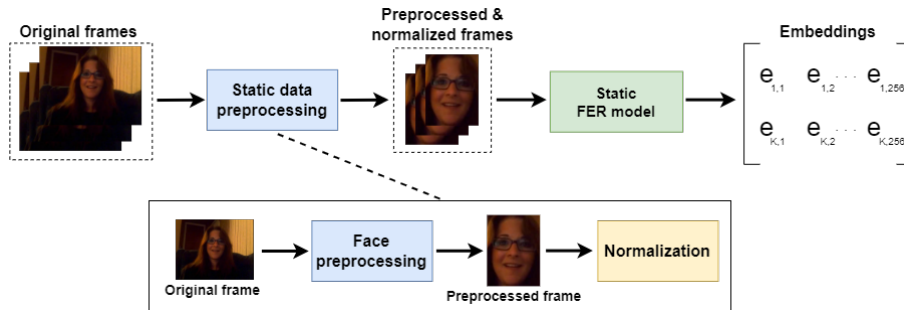


Figure 5. Pipeline of preprocessing of the video data for dynamic emotion recognition modeling.

to resize the image and normalize the pixel values. In this work, we employed the needed image resolutions and normalization values provided by the authors of corresponding models (EfficientNet-B1 [41] and ViT-B-16 [9]). Finally, to improve the performance and robustness of the deep learning model, various data augmentation techniques are applied. During the training of the static emotion recognition models, we have used the following image augmentation techniques: random image padding, grayscaling, random changing of brightness, contrast, saturation, and hue of the image, noise addition (gaussian noise), random rotation, random cropping, image posterization, changing of sharpness, equalization, and flipping. All augmentation techniques were applied to the image with a probability equal to 0.05. Thus, approximately 46% of images have been augmented every training epoch.

In the context of the dynamic FER model, the data preprocessing pipeline is depicted in Figure 5. It closely mirrors the static methodology except for one important step: we use additional normalization of embeddings to avoid the gradient explosion that can arise in the early stages of training. Two different normalization methods have been used:

MinMax scaling and Per-video-MinMax scaling. The difference in methods is that MinMax scaling computes the corresponding min and max values across the whole training set (and then applied to every instance), while the Per-video-MinMax scaling computes min and max values for every video separately (and applies those values only within the corresponding video).

It is well-known that Transformer-based models can operate with sequences of arbitrary length. However, different video frame rates (FPS) of videos and varying lengths of the video sequences can significantly harm the training process. Therefore, to stabilize it and ensure convergence, we down-sampled all videos with varying frame rates to 5 FPS and fixed the window length. It is experimentally shown that the size of a temporal window can significantly influence the efficacy of the FER model [10]. That is why we have done experiments with different temporal context lengths, namely: 1, 2, 3, 4, 6, and 8 seconds. Finally, the model with the highest competition measure value is used for test set submissions.

### 3.2.3 Post-processing

After getting class probabilities or Valence and Arousal values for every frame, several post-processing steps are applied. Since dynamic models are trained using reduced FPS, we first interpolated the models’ predictions to align them with the ground truth labels on the validation set and the actual video FPS on the test set. We used linear interpolation, filling in missing values between two consecutive predictions. After interpolation, we applied the smoothing using Hamming window [42]. The size of the window has been chosen to be 0.5 seconds.

## 4. Experimental Results

The challenge measures for expression (EXPR) and dimensional emotion (VA) challenges are F1 and Concordance Correlation Coefficient (CCC), respectively. CCC is recently popularly used in regression tasks over the *Pearson’s Correlation* (PC), as it also considers the difference in means [32]:

$$CCC = \frac{2 \cdot \sigma_{t,p}}{\sigma_t^2 + \sigma_p^2 + (\mu_t - \mu_p)^2}, \quad (2)$$

where  $\mu_t$  and  $\mu_p$  denote the averaged ground truth and predicted scores for all test clips, respectively;  $\sigma_t$  and  $\sigma_p$  denote the respective standard deviations;  $\sigma_{t,p}$  is the covariance between  $t$  and  $p$ .

### 4.1. Audio-based Models

For acoustic modality, we generated three base models via End-to-End (E2E) fine-tuning of the PDEM model. All of the top approaches used data augmentation and Spleeter for background noise separation. Note that the results reported here are on 4-second windows excluding the unvoiced segments, rather than frame-wise over which the ground truth annotations are provided. The best development set performance for the EXPR and VA challenges are presented in Tables 2 and 3, respectively. On both tasks, the best development set performance is obtained with AudioModelV3. We therefore use (and fuse) these models’ predictions for our test set submissions.

Table 2. Best development set results per acoustic base-model on the EXPR challenge.

Model	F1	Recall	Precision
AudioModelV3	<b>0.347</b>	0.350	0.376
AudioModelV2	0.335	0.342	0.343
AudioModelV1	0.319	0.312	0.341

### 4.2. Video-based Models

We experimented with EfficientNet-B1 and ViT models for extracting features for subsequent modeling. Using

Table 3. Best development set results per acoustic base-model on the VA challenge.

Model	Arousal	Valence	Average
AudioModelV3	0.400	0.290	<b>0.345</b>
AudioModelV1	0.377	0.282	0.329
AudioModelV2	0.375	0.241	0.308

the functionals-based approach, where the embeddings are summarized over 2-second non-overlapping windows, we obtained decent results on both EXPR (see Table 4) and VA. Based on the results of the EXPR challenge, we optimized the VA model using the combination of mean, min, and max functionals. The best development set CCC (0.489 average over two dimensions) was obtained using EfficientNetB1 model, with corresponding CCC performances of 0.398 and 0.581 for valence and arousal, respectively. Note that the results reported for the functionals-based approach are on 2-second windows, rather than frame-wise.

Table 4. Best development set results using Functionals-based video summarization approach. Embeddings are extracted from fine-tuned ViT model.

Functionals	F1	Acc.	Precision	Recall
mean, max, min	<b>0.354</b>	0.478	0.338	0.416
mean, max	0.344	0.462	0.328	0.412
mean, min	0.352	0.469	0.336	0.419

Extensive experiments with end-to-end models showed the sensitivity of these models to hyperparameters. These models’ predictions are post-processed to match the ground truth label frequency. Our best performance (0.387 F1 score) on the EXPR challenge was obtained with ViT as an embedding extractor, followed by three Transformer layers for temporal modeling. The best E2E video model on the VA task was, on the other hand, EfficientNet-B1, reaching an average CCC performance of 0.574, with corresponding arousal and valence CCC scores of 0.626 and 0.523, respectively. These along with the best functional-based system’s predictions are later used for test set predictions.

### 4.3. Multimodal Models and Test Submissions

We selected the best-performing audio and visual models, extracted embeddings, and experimented with the attention mechanism. This approach did not outperform the video-only system on the development set. Therefore, we used decision-based fusion schemes described earlier for the fusion. For our test set probes, we used one unimodal (best face-based E2E system) and three multimodal systems, based on the development set performances. By the time of writing, the test set results are not available to the challenge participants. Table 5 reports the development

Table 5. Development set CCC performances of the submitted systems for the VA challenge. DWF: Dirichlet-based Random Weighted Fusion, RF: Random Forest-based fusion.

Sys #	Modality	Method	Average	Valence	Arousal
1	Visual	Face-based E2E model (EfficientNet-B1 + Transformer layers)	0.574	0.523	0.626
2	Audio-visual	Sys1 + Best Audio (DWF)	0.591	0.532	0.649
3	Audio-visual	Sys1 + Best audio + Best Functional (DWF)	0.584	0.528	0.641
4	Audio-visual	Sys1 + Best audio + Best Functional (RF)	0.763	0.738	0.787

Table 6. Development set performances of the submitted systems for the EXPR challenge. DWF: Dirichlet-based Random Weighted Fusion, RF: Random Forest-based fusion.

Sys #	Modality	Method	F1
1	Visual	Face-based E2E model (ViT + Transformer layers)	0.397
2	Audio-visual	Sys1 + Best Audio (DWF)	0.458
3	Audio-visual	Sys1 + Best Audio + Best Functional (DWF)	0.457
4	Audio-visual	Sys1 + Best Audio + Best Functional (RF)	0.999

set performances of the VA challenge, whereas Table 6 reports the corresponding development set performances of the EXPR challenge submissions. From 6, we see that the RF-based fusion overfits, even though a small number of trees (10) is used for fusion. For the sake of completeness, we submit predictions using both RF and DWF late fusion schemes.

## 5. Conclusion and Future Work

The results of our research highlight the potential of deep learning models for audiovisual emotion recognition in unconstrained, "in-the-wild" settings. The face-based end-to-end dynamic models, leveraging salient embeddings extracted by Visual Transformer and EfficientNet-B1 model, achieved a competitive efficacy, outperforming the traditional functional-based approaches on the AffWild2 dataset. However, optimizing video models still remains computationally very demanding, posing additional challenges in deploying these solutions for "in-the-wild" scenarios.

While our experiments on the development set suggested that combining audio and video modalities through fusion techniques could significantly enhance performance, we do not have an opportunity to draw definitive conclusions about the advantages of multi-modal fusion approaches for the 6th ABAW challenge yet, as the test set results have not yet been revealed.

Looking ahead, further research could explore other novel fusion strategies that take into account additional contextual information such as background sound, participants' postures and gestures, linguistics, and other valuable complementary sources of information. Ultimately, progress in this field holds promise for enhancing human-computer interaction and enabling a natural unconstrained usage of computer systems and robots in human society.

## References

- [1] Alexei Baevski, Yuhao Zhou, Abdelrahman Mohamed, and Michael Auli. wav2vec 2.0: A framework for self-supervised learning of speech representations. *Advances in neural information processing systems*, 33:12449–12460, 2020. 2
- [2] Pınar Baki, Heysem Kaya, Elvan Çiftçi, Hüseyin Güleç, and Albert Ali Salah. A multimodal approach for mania level prediction in bipolar disorder. *IEEE Transactions on Affective Computing*, 13(4):2119–2131, 2022. 3
- [3] Leo Breiman. Bagging predictors. *Machine learning*, 24: 123–140, 1996. 4
- [4] Aayushi Chaudhari, Chintan Bhatt, Achyut Krishna, and Pier Luigi Mazzeo. Vitfer: facial emotion recognition with vision transformers. *Applied System Innovation*, 5(4):80, 2022. 2
- [5] Jiankang Deng, Jia Guo, Y Zhou, J Yu, I Kotsia, and S Zafeiriou. Retinaface: Single-stage dense face localisation in the wild. arxiv 2019. *arXiv preprint arXiv:1905.00641*, 1905. 4
- [6] Jia Deng, Wei Dong, Richard Socher, Li-Jia Li, Kai Li, and Li Fei-Fei. Imagenet: A large-scale hierarchical image database. In *2009 IEEE Conference on Computer Vision and Pattern Recognition*, pages 248–255, 2009. 2
- [7] Jiankang Deng, Jia Guo, Evangelos Ververas, Irene Kotsia, and Stefanos Zafeiriou. RetinaFace: Single-shot multi-level face localisation in the wild. In *2020 IEEE/CVF Conference on Computer Vision and Pattern Recognition (CVPR)*, pages 5202–5211, 2020. 4
- [8] Abhinav Dhall, Roland Goecke, Simon Lucey, Tom Gedeon, et al. Collecting large, richly annotated facial-expression databases from movies. *IEEE multimedia*, 19(3):34, 2012. 4
- [9] Alexey Dosovitskiy, Lucas Beyer, Alexander Kolesnikov, Dirk Weissenborn, Xiaohua Zhai, Thomas Unterthiner, Mostafa Dehghani, Matthias Minderer, Georg Heigold, Sylvain Gelly, Jakob Uszkoreit, and Neil Houlsby. An image is worth 16x16 words: Transformers for image recognition at

- scale. In *International Conference on Learning Representations*, 2021. 2, 5
- [10] Denis Dresvyanskiy, Elena Ryumina, Heysem Kaya, Maxim Markitantov, Alexey Karpov, and Wolfgang Minker. End-to-end modeling and transfer learning for audiovisual emotion recognition in-the-wild. *Multimodal Technologies and Interaction*, 6(2), 2022. 2, 3, 4, 5
- [11] Ian J Goodfellow, Dumitru Erhan, Pierre Luc Carrier, Aaron Courville, Mehdi Mirza, Ben Hamner, Will Cukierski, Yichuan Tang, David Thaler, Dong-Hyun Lee, et al. Challenges in representation learning: A report on three machine learning contests. In *Neural Information Processing: 20th International Conference, ICONIP 2013, Daegu, Korea, November 3-7, 2013. Proceedings, Part III 20*, pages 117–124. Springer, 2013. 4, 5
- [12] Andrew G. Howard, Menglong Zhu, Bo Chen, Dmitry Kalenichenko, Weijun Wang, Tobias Weyand, Marco Andreetto, and Hartwig Adam. MobileNets: Efficient convolutional neural networks for mobile vision applications. *CoRR*, abs/1704.04861, 2017. 4
- [13] Guang-Bin Huang, Hongming Zhou, Xiaojuan Ding, and Rui Zhang. Extreme Learning Machine for Regression and Multiclass Classification. *Systems, Man, and Cybernetics, Part B: Cybernetics, IEEE Transactions on*, 42(2):513–529, 2012. 3
- [14] Philip Jackson and SJUoSG Haq. Surrey audio-visual expressed emotion (SAVEE) database. *University of Surrey: Guildford, UK*, 2014. 4, 5
- [15] Heysem Kaya and Alexey A. Karpov. Introducing Weighted Kernel Classifiers for Handling Imbalanced Paralinguistic Corpora: Snoring, Addressee and Cold. In *Proc. Interspeech 2017*, pages 3527–3531, 2017. 3
- [16] Heysem Kaya, Furkan Gürpınar, and Albert Ali Salah. Video-based emotion recognition in the wild using deep transfer learning and score fusion. *Image and Vision Computing*, 65:66–75, 2017. Multimodal Sentiment Analysis and Mining in the Wild Image and Vision Computing. 4
- [17] Dimitrios Kollias. Abaw: Valence-arousal estimation, expression recognition, action unit detection & multi-task learning challenges. In *Proceedings of the IEEE/CVF Conference on Computer Vision and Pattern Recognition*, pages 2328–2336, 2022. 1
- [18] Dimitrios Kollias. Abaw: learning from synthetic data & multi-task learning challenges. In *European Conference on Computer Vision*, pages 157–172. Springer, 2023.
- [19] Dimitrios Kollias. Multi-label compound expression recognition: C-expr database & network. In *Proceedings of the IEEE/CVF Conference on Computer Vision and Pattern Recognition*, pages 5589–5598, 2023.
- [20] Dimitrios Kollias and Stefanos Zafeiriou. Expression, affect, action unit recognition: Aff-wild2, multi-task learning and arcface. *arXiv preprint arXiv:1910.04855*, 2019.
- [21] Dimitrios Kollias and Stefanos Zafeiriou. Affect analysis in-the-wild: Valence-arousal, expressions, action units and a unified framework. *arXiv preprint arXiv:2103.15792*, 2021.
- [22] Dimitrios Kollias and Stefanos Zafeiriou. Analysing affective behavior in the second abaw2 competition. In *Proceedings of the IEEE/CVF International Conference on Computer Vision*, pages 3652–3660, 2021.
- [23] Dimitrios Kollias, Viktoriia Sharmanska, and Stefanos Zafeiriou. Face behavior a la carte: Expressions, affect and action units in a single network. *arXiv preprint arXiv:1910.11111*, 2019.
- [24] Dimitrios Kollias, Panagiotis Tzirakis, Mihalis A Nicolaou, Athanasios Papaioannou, Guoying Zhao, Björn Schuller, Irene Kotsia, and Stefanos Zafeiriou. Deep affect prediction in-the-wild: Aff-wild database and challenge, deep architectures, and beyond. *International Journal of Computer Vision*, pages 1–23, 2019.
- [25] D Kollias, A Schulc, E Hajiyev, and S Zafeiriou. Analysing affective behavior in the first abaw 2020 competition. In *2020 15th IEEE International Conference on Automatic Face and Gesture Recognition (FG 2020)(FG)*, pages 794–800, 2020.
- [26] Dimitrios Kollias, Viktoriia Sharmanska, and Stefanos Zafeiriou. Distribution matching for heterogeneous multi-task learning: a large-scale face study. *arXiv preprint arXiv:2105.03790*, 2021.
- [27] Dimitrios Kollias, Panagiotis Tzirakis, Alice Baird, Alan Cowen, and Stefanos Zafeiriou. ABAW: Valence-arousal estimation, expression recognition, action unit detection & emotional reaction intensity estimation challenges. In *Proceedings of the IEEE/CVF Conference on Computer Vision and Pattern Recognition*, pages 5888–5897, 2023. 1
- [28] Dimitrios Kollias, Panagiotis Tzirakis, Alan Cowen, Stefanos Zafeiriou, Chunchang Shao, and Guanyu Hu. The 6th affective behavior analysis in-the-wild (abaw) competition. *arXiv preprint arXiv:2402.19344*, 2024. 1, 4
- [29] Jean Kossaifi, Georgios Tzimiropoulos, Sinisa Todorovic, and Maja Pantic. A few-va database for valence and arousal estimation in-the-wild. *Image and Vision Computing*, 65:23–36, 2017. 4, 5
- [30] Jean Kossaifi, Robert Walecki, Yannis Panagakis, Jie Shen, Maximilian Schmitt, Fabien Ringeval, Jing Han, Vedhas Pandit, Antoine Toisoul, Björn Schuller, et al. Sewa db: A rich database for audio-visual emotion and sentiment research in the wild. *IEEE Transactions on Pattern Analysis and Machine Intelligence*, 43(3):1022–1040, 2019. 4, 5
- [31] Ronak Kosti, Jose M. Alvarez, Adria Recasens, and Agata Lapedriza. EMOTIC: Emotions in context dataset. In *Proceedings of the IEEE Conference on Computer Vision and Pattern Recognition (CVPR) Workshops*, 2017. 4, 5
- [32] I Lawrence and Kuei Lin. A concordance correlation coefficient to evaluate reproducibility. *Biometrics*, pages 255–268, 1989. 6
- [33] Shan Li, Weihong Deng, and JunPing Du. Reliable crowdsourcing and deep locality-preserving learning for expression recognition in the wild. In *Proceedings of the IEEE Conference on Computer Vision and Pattern Recognition (CVPR)*, 2017. 4, 5
- [34] Zheng Lian, Bin Liu, and Jianhua Tao. Ctnet: Conversational transformer network for emotion recognition. *IEEE/ACM Transactions on Audio, Speech, and Language Processing*, 29:985–1000, 2021. 2



- [35] Camillo Lugaresi, Jiuqiang Tang, Hadon Nash, Chris McClanahan, Esha Uboweja, Michael Hays, Fan Zhang, Chuo-Ling Chang, Ming Guang Yong, Juhyun Lee, et al. Mediapipe: A framework for building perception pipelines. *arXiv preprint arXiv:1906.08172*, 2019. 4
- [36] Michal Lukasik, Srinadh Bhojanapalli, Aditya Menon, and Sanjiv Kumar. Does label smoothing mitigate label noise? In *International Conference on Machine Learning*, pages 6448–6458, 2020. 4
- [37] Gary McKeown, Michel Valstar, Roddy Cowie, Maja Pantic, and Marc Schroder. The semaine database: Annotated multimodal records of emotionally colored conversations between a person and a limited agent. *IEEE Transactions on Affective Computing*, 3(1):5–17, 2011. 4, 5
- [38] Ali Mollahosseini, Behzad Hasani, and Mohammad H Mahrour. Affectnet: A database for facial expression, valence, and arousal computing in the wild. *IEEE Transactions on Affective Computing*, 10(1):18–31, 2017. 4, 5
- [39] Fabien Ringeval, Andreas Sonderegger, Juergen Sauer, and Denis Lalanne. Introducing the recola multimodal corpus of remote collaborative and affective interactions. In *2013 10th IEEE International Conference and Workshops on Automatic Face and Gesture Recognition (FG)*, pages 1–8. IEEE, 2013. 4, 5
- [40] Olga Russakovsky, Jia Deng, Hao Su, Jonathan Krause, Sanjeev Satheesh, Sean Ma, Zhiheng Huang, Andrej Karpathy, Aditya Khosla, Michael Bernstein, et al. Imagenet large scale visual recognition challenge. *International Journal of Computer Vision*, 115:211–252, 2015. 2
- [41] Mingxing Tan and Quoc V. Le. EfficientNet: Rethinking model scaling for convolutional neural networks. In *Proceedings of the 36th International Conference on Machine Learning, ICML 2019, 9-15 June 2019, Long Beach, California, USA*, pages 6105–6114. PMLR, 2019. 2, 5
- [42] John W Tukey. *The measurement of power spectra: from the point of view of communications engineering*. Dover, 1958. 6
- [43] Ashish Vaswani, Noam Shazeer, Niki Parmar, Jakob Uszkoreit, Llion Jones, Aidan N Gomez, Łukasz Kaiser, and Illia Polosukhin. Attention is all you need. In *Advances in Neural Information Processing Systems*. Curran Associates, Inc., 2017. 3
- [44] Johannes Wagner, Andreas Triantafyllopoulos, Hagen Wierstorf, Maximilian Schmitt, Felix Burkhardt, Florian Eyben, and Björn W. Schuller. Dawn of the transformer era in speech emotion recognition: Closing the valence gap. *IEEE Transactions on Pattern Analysis and Machine Intelligence*, 45(9): 10745–10759, 2023. 2
- [45] Johannes Wagner, Andreas Triantafyllopoulos, Hagen Wierstorf, Maximilian Schmitt, Felix Burkhardt, Florian Eyben, and Björn W Schuller. Dawn of the transformer era in speech emotion recognition: closing the valence gap. *IEEE Transactions on Pattern Analysis and Machine Intelligence*, 2023. 2
- [46] Stefanos Zafeiriou, Dimitrios Kollias, Mihalis A Nicolaou, Athanasios Papaioannou, Guoying Zhao, and Irene Kotzia. Aff-wild: Valence and arousal ‘in-the-wild’ challenge. In *Computer Vision and Pattern Recognition Workshops (CVPRW), 2017 IEEE Conference on*, pages 1980–1987. IEEE, 2017. 1
- [47] Zhanpeng Zhang, Ping Luo, Chen Change Loy, and Xiaoou Tang. From facial expression recognition to interpersonal relation prediction. *International Journal of Computer Vision*, 126:550–569, 2018. 4, 5
- [48] Weiwei Zong, Guang-Bin Huang, and Yiqiang Chen. Weighted extreme learning machine for imbalance learning. *Neurocomputing*, 101:229 – 242, 2013. 3