

Electioneering the Network: Dynamic Multi-Step Adversarial Attacks for Community Canvassing

Saurabh Sharma

University of California, Santa Barbara
saurabhsharma@cs.ucsb.edu

Ambuj Singh

University of California, Santa Barbara
ambuj@cs.ucsb.edu

ABSTRACT

The problem of online social network manipulation for community canvassing is of real concern in today's world. Motivated by the study of voter models, opinion and polarization dynamics on networks, we model community canvassing as a dynamic process over a network enabled via gradient-based attacks on GNNs. Existing attacks on GNNs are all single-step and do not account for the dynamic cascading nature of information diffusion in networks. We consider the realistic scenario where an adversary uses a GNN as a proxy to predict and manipulate voter preferences, especially uncertain voters. Gradient-based attacks on the GNN inform the adversary of strategic manipulations that can be made to proselytize targeted voters. In particular, we explore *minimum budget attacks for community canvassing* (MBACC). We show that the MBACC problem is NP-Hard and propose Dynamic Multi-Step Adversarial Community Canvassing (MAC) to address it. MAC makes dynamic local decisions based on the heuristic of low budget and high second-order influence to convert and perturb target voters. MAC is a dynamic multi-step attack that discovers low-budget and high-influence targets from which efficient cascading attacks can happen. We evaluate MAC against single-step baselines on the MBACC problem with multiple underlying networks and GNN models. Our experiments show the superiority of MAC which is able to discover efficient multi-hop attacks for adversarial community canvassing. Our code implementation and data is available at <https://github.com/saurabhsharma1993/mac>.

CCS CONCEPTS

• **Computing methodologies** → **Machine learning; Adversarial learning; Neural networks; Semi-supervised learning settings.**

KEYWORDS

Adversarial machine learning, social networks, network optimization, graph neural networks, semi-supervised learning

ACM Reference Format:

Saurabh Sharma and Ambuj Singh. 2024. Electioneering the Network: Dynamic Multi-Step Adversarial Attacks for Community Canvassing. In *Proceedings of USA (Under review)*. ACM, New York, NY, USA, 10 pages. <https://doi.org/XXXXXXX.XXXXXXX>

Permission to make digital or hard copies of all or part of this work for personal or classroom use is granted without fee provided that copies are not made or distributed for profit or commercial advantage and that copies bear this notice and the full citation on the first page. Copyrights for components of this work owned by others than the author(s) must be honored. Abstracting with credit is permitted. To copy otherwise, or republish, to post on servers or to redistribute to lists, requires prior specific permission and/or a fee. Request permissions from permissions@acm.org.
Under review, USA,

© 2024 Copyright held by the owner/author(s). Publication rights licensed to ACM.
ACM ISBN 978-1-4503-XXXX-X/18/06
<https://doi.org/XXXXXXX.XXXXXXX>

1 INTRODUCTION

The prevalence of online social networks has radically changed today's political landscapes. Election campaigns and debates play out over online platforms, massively influencing voter preferences and ultimately bearing a large impact on election outcomes. This opens the door to malicious agents having control over the platform's underlying cyber-infrastructure to sabotage and electioneer the network in favor of a particular political party. In this paper, we explore and leverage the paradigm of attacks on graph neural networks to understand the dynamics of adversarial community canvassing and voter manipulation.

Graph neural networks are susceptible to gradient-based adversarial attacks [24, 37, 38], which cause misclassification on target nodes. While there is plenty of work on attacking and fortifying GNNs against adversarial attacks, the use of attacks on GNNs as a tool for malicious electioneering has not been explored so far. Further, information diffusion on a network follows a dynamic cascading process [14], however multi-step attacks on networks have not been explored and existing work focuses on single-step attacks. We consider the realistic scenario where an adversary uses the GNN as a proxy to predict and manipulate voter preferences, especially uncertain voters. Gradient-based attacks on the GNN inform the adversary of strategic manipulations that can be made to proselytize targeted voters. In particular, we explore *minimum budget attacks for community canvassing*.

Motivated by the study of voter models [29], opinion and polarization dynamics on networks [13], we model community canvassing as a dynamic process over a network enabled via gradient-based attacks on GNNs. We consider a 2-party election wherein voters are connected in a social network and their preferences are influenced by their neighbors. In particular, the voter preference can be predicted by a GNN using neighborhood structure and discrete voter attributes shared on online platforms. We assume that the preferences of a few voters are fixed and known, analogous to the GNN's training set, and the preferences of the remaining voters can be estimated by the trained GNN. Therefore, from the perspective of a community-on-community attack, the objective of the attacking community is to force the GNN to misclassify polar opposite voters.

The signal from the GNN change in classification informs edge insertion from a set of voters within the attacking community to polar opposite target voters until the *predicted voter label converts*. Post label-converting, the model perturbs the voter attributes in order to maximize influence of the attacking community in that voter's local neighborhood. Newly converted voters can further convert other target voters in subsequent iterations to maximize the attacking community's footprint. This makes the attack a multi-step dynamic network process, as initial choices impact the actions in later stages. Finally, the objective of the attacking community

is to convert a fixed number of polar opposite voters under minimum budget cost. We call this the minimum budget adversarial community canvassing (MBACC) problem.

In this work, we show that the MBACC problem is NP-Hard and so no exact solution exists in polynomial time. Therefore, we propose the Dynamic Multi-Step Adversarial Canvassing (MAC) algorithm, which makes dynamic local decisions based on the heuristic of low budget and high influence for choosing vulnerable targets. In each step, MAC uses a single-step canvassing attack to convert vulnerable target voters, which require minimum budget and have high second-order look-ahead influence. The minimum budget is computed efficiently using the bisection method and by a single computation of first-order gradients which are used to rank the possible perturbations. For estimating the look-ahead influence, we use the change in misclassification probability over all target voters using the optimal voter perturbation. At each step, MAC converts the voter with the least budget and highest influence, and then perturbs their attributes if the look-ahead influence exceeds a certain threshold. The process stops after the desired number of target voters is converted.

A short summary of our contributions is given below:

- We formulate the novel problem of Minimum Budget Adversarial Community Canvassing (MBACC), which arises in the realistic scenario of manipulation of online social networks during elections. Our work lies at the intersection of adversarial machine learning, network science and political science, and we are the first to study this problem to the best of our knowledge.
- We show the NP-Hardness of MBACC and propose MAC, a dynamic and efficient multi-step attack. MAC is a dynamic multi-step attack that discovers low-budget and high-influence targets from which efficient cascading attacks can happen.
- We evaluate MAC against single-step baselines on the MBACC problem with multiple underlying networks and GNN models. Our experiments show the superiority of MAC which is able to discover efficient multi-hop attacks for adversarial community canvassing.

2 RELATED WORK

Adversarial attacks on GNNs: Adversarial attacks on network embeddings based on gradients were initially explored in FGA [7]. This was a direct adaptation of the Fast Gradient Sign Method (FGSM) to the discrete graph topology, whereby edge converts were scored using the gradient of the attack loss and the highest scoring convert was chosen. Concurrently, Concurrently, Nettack [37] considered unnoticeable and non-gradient based attacks by taking a linearized 2-layer GCN which allowed exact computation of the effect on the loss due to an edge convert. Thereafter, Topology PGD [34] adapted the PGD attack to graph topology by relaxing the edge converts to continuous variables and then sampling from the induced probability distribution. Other works consider local graph heuristics, Delete Internally and Connect Externally (DICE) [32], and RL-based attack methods (RLS2V) [11]. Recent work on adaptive attacks [24] also uses a brute-force attack technique that outperforms all others on smaller graphs. The literature makes a distinction between local

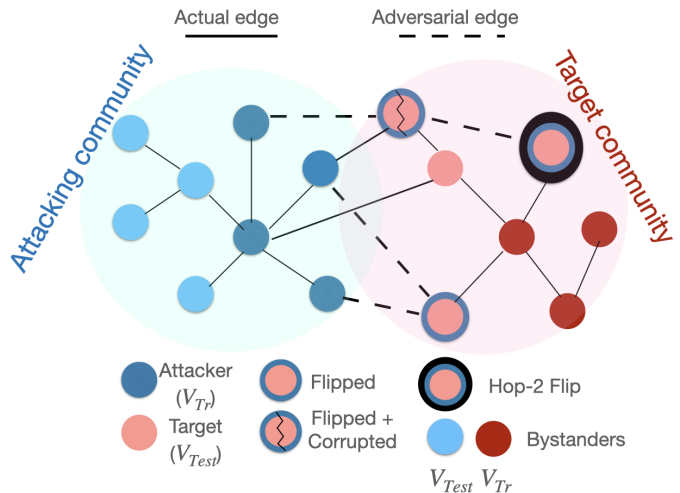


Figure 1: We introduce the problem of minimum budget adversarial community canvassing (MBACC). The attacking community makes adversarial edge insertions to convert target community nodes, then perturbs their node attributes, and uses converted nodes to further convert other targets.

attacks on specific target nodes, and global attacks on all nodes. Gradient-based attacks can be done during training (poisoning) as well as testing (evasion). The downstream graph tasks considered are node classification, link prediction and community detection. We also note there is significant work on black-box adversarial attacks on graph data. In this paper, differently from all prior work, we consider local white-box attacks on community canvassing, that are multi-step.

Robustness budget: Prior work considers certifiable perturbation size for local attacks [4, 31], that aim to spend minimum budget to misclassify a target node. For global attacks, vulnerable node selection, based on degree and margin heuristics, to focus budget on easy to misclassify nodes, is explored in [36]. Global attacks with dynamic budget adjustment based to achieve minimum budget attacks are considered in [35]. Differently from prior work, we propose a multi-step gradient-based attack for community canvassing with minimum total budget.

Community deception attack: The problem of hiding important individuals from community detection algorithms is of interest in the context of privacy and security. Few works consider non-gradient based methods [32], and gradient-based attack is explored by FGA [7]. Differently from these, we wish to manipulate the community structure for canvassing, using a gradient-based approach.

Voter models on networks: The classical voter model on networks [29] simulates a stochastic process, whereby two people meet in a social network and one randomly changes their voter preference. This is a special case of an infection spread or epidemic SI model, where a node is either susceptible or infected. The time the network takes to reach a state of consensus depends on the structural properties. Recent work explores gradient-based adversarial attack on the voter model [10], that guides the network towards a particular consensus. Differently, our network process is guided by

a GNN instead of the classical voter model, whereby voter preference is dictated by the GNN classification.

Polarization and opinion dynamics: Related line of work considers the dynamics of opinion formation [13], influencing opinion and fighting malicious opinion control [2]. In similar vein, polarization dynamics are considered in the the context of filter bubbles [9] and echo chambers [8]. Orthogonal to these, we consider community canvassing by adversarial attacks on a GNN trained for predicting voter preference.

3 PRELIMINARIES

Consider a graph $G = (A, X)$, with the associated adjacency matrix $A \in \{0, 1\}^{n \times n}$ and node attribute matrix $X \in \{0, 1\}^{n \times d}$ respectively, and node labels $Y \in \{0, 1\}^n$. We refer to the associated node-ids as $\mathcal{V} = \{1, \dots, n\}$, which are further split into training, validation and test as $\mathcal{V} = (\mathcal{V}_{Tr}, \mathcal{V}_{Val}, \mathcal{V}_{Test})$. At the node-level, we denote the node feature $x_v \in \{0, 1\}^d$, and the node label $y_v \in \{0, 1\}$. For convenience, we denote the sub-matrix of A containing link connectivity from a set of nodes \mathcal{S} to a set of nodes \mathcal{T} as $A_{\mathcal{S}, \mathcal{T}}$, the sub-matrix of X containing features for a set of nodes \mathcal{S} as $X_{\mathcal{S}}$, and the length m vector of ones as 1_m .

We consider the large family of graph neural networks [16, 20] to construct layerwise hidden representations and finally output classifier logit scores $O \in \mathbb{R}^{n \times 2}$,

$$O = \text{GNN}(A, X, W) \quad (1)$$

where W refers to the learnable parameters of the GNN. The predicted labels $y'_v \in \{0, 1\}$ for each node $v \in \mathcal{V}$ are given by the class with the maximum logit score. In the typical semi-supervised learning scheme for node classification, referred to as transductive learning, the GNN parameters W are learned by minimizing the cross-entropy classification loss on the training nodes,

$$\mathcal{L}(A, X, W) = - \sum_{v \in \mathcal{V}_{Tr}} \ln \sigma(O_v, y_v) \quad (2)$$

In the white-box adversarial attack model, an adversary aims to perturb the adjacency A and features X to cause a target node v to be misclassified. This is done by maximizing the attack loss on the node, such as negative cross-entropy loss [15] on the classifier probabilities or Carlini-Wagner (CW) loss [6] on the classifier logits, with respect to A and X . We denote the available set of link and feature perturbations as P_A and P_X respectively. Similarly, the gradients on link and feature perturbations are denoted by \hat{P}_A and \hat{P}_X respectively.

4 PROBLEM STATEMENT AND HARDNESS

We consider a multi-step adversarial attack framework, wherein attacks happen over multiple steps instead of just a single-step. The attacks take place within a 2-community network, wherein attackers and targets belong to different communities. The attackers cannot make arbitrary changes and can only make perturbations to the part of the network within their control. More specifically, they can only insert links where at least one endpoint is within the attacking community. Similarly, they can only perturb features of nodes within the attacking community. In each step, the attackers perturb the network and aim to cause misclassification at a vulnerable target. Once misclassified, a target can play the role

of an attacker and is free to perturb the network. This leads to a multi-step attack process whereby targets can be attacked through multi-hop paths emanating from the attacking community.

The notion of multi-step attacks is motivated from cascading network processes [14, 18, 33] whereby network diffusion is responsible for the spread of rumour, disease and marketing campaigns from an initial seed set to the rest of the network. Specifically, in this work, the community canvassing process starts from an initial set within the attacking community and stops after the attacking community reaches a desired size. To this end, w.l.o.g, we consider the set of *training nodes* with label 0, i.e., $\mathcal{S} = \{v | y_v = 0, v \in \mathcal{V}_{Tr}\}$ as the initial set of attackers. For the targets, we consider the set of *test nodes* with predicted label 1, i.e., $\mathcal{T} = \{v | y'_v = 1, v \in \mathcal{V}_{Test}\}$.

The objective of the attacking community is to change the predicted labels of C nodes in T from 1 to 0 under the *minimum budget*. The attackers can make the following perturbations to the network,

- Insert a link (u, v) , where $u \in \mathcal{S}$ and $v \in \mathcal{T}$. Each link insertion has a cost of 1. Since link insertions within the attacking community and deletion of links from attackers to the targets do not help the attackers, these are not considered.
- Perturb the attributes, $X_u \leftarrow X'_u$, where $u \in \mathcal{S}$, with cost $\|X_u - X'_u\|_1$.
- If the predicted label y'_v changes from 1 to 0, where $v \in \mathcal{T}$, then v has been converted from an attacker to a target. Remove v from the targets and add it to the attacking set. Update $\mathcal{S} \leftarrow \mathcal{S} + \{v\}$, $\mathcal{T} \leftarrow \mathcal{T} - \{v\}$.

We call this the *Minimum Budget Adversarial Community Canvassing (MBACC)* problem.

The problem of community canvassing via multi-step attacks is practical in a real-world context. Consider the targeted spread of misinformation in an online social network for influencing election outcomes [22, 23, 26]. The zealot voters in the attacking community aim to propagate misinformation and change the preferences of uncertain voters in the opposition. The target set of voters is those that are likely to be in the opposing community, as predicted by a machine learning model such as a GNN. The presence of links between voters and their attributes are often publicly available, as well as the labels of zealot nodes in both communities. It is straightforward to train a GNN and make perturbations to the network to change the predicted labels. This would have a real-world effect since the predicted label indicates the community that the node is most likely to be in. In this work, we hope to surface such vulnerabilities of networks to misinformation during elections.

NP-Hardness of MBACC: We reduce the decision form of the Knapsack problem to MBACC. Suppose, we're given n items x_i with value v_i and weight w_i , and a maximum weight W . The decision form of the Knapsack problem asks if there exists a subset of items z with a total weight $\leq W$ whose value $\geq V$. For reduction to MBACC, consider a weighted star network with target node t at the center that is connected to n source nodes x_i . The weight on the edge between node x_i and t is set to v_i . The node feature on node t is 1 and node x_i is w_i . The initial label on node t is 1 and the initial label on other nodes is 0. The cost of changing the feature at a node from a value of n to $m = |n - m|$. The GNN classifier parameters are tuned such that the predicted label on node t is converted when

the weighted sum of its neighborhood of nodes with feature value = 0 and label = 0 is at least V . This concludes the proof. \square

5 DYNAMIC MULTI-STEP ADVERSARIAL CANVASSING

Under the attack framework of the MBACC problem, we propose MAC, Dynamic Multi-Step Adversarial Canvassing. Our entire pipeline is presented in Algorithm 2. MAC is a dynamic multi-step attack that discovers vulnerable low-budget and high-influence targets from which efficient cascading attacks can happen. At each step, we use a single-step canvassing attack to convert the most vulnerable target node into an attacker. The most vulnerable target node is found using the heuristic of low-budget and high look-ahead influence. First, we find the subset of targets which require the minimum budget to convert at that state of the network. Then, amongst all these minimum budget targets, we choose the one that has the highest look-ahead influence over the remaining target set as the most vulnerable. Thereafter, we perturb the network so as to convert the most vulnerable target, and make additional influential perturbations at the converted target if its look-ahead influence exceeds a certain threshold. The look-ahead influence and influential perturbations enhance the single-step canvassing attack by finding targets from which cascading attacks can happen with higher probability, thus making the attack efficient.

5.1 Single-Step Adversarial Canvassing

MAC is decomposed into multiple steps of single-step adversarial canvassing, wherein attackers make perturbations to the part of the network within their control, specifically the link matrix $A_{S,\mathcal{T}}$ and the feature matrix X_S . In single-step adversarial canvassing, we use first-order gradients on $A_{S,\mathcal{T}}$ and X_S to rank the candidate set of perturbations for converting a particular target into an attacker. Specifically, the candidate link perturbations, P_A , and feature perturbations, P_X are,

$$P_A = 1_{|S|} 1_{|\mathcal{T}|}^T - A_{S,\mathcal{T}}$$

$$P_X = 1_{|S|} 1_d^T - 2X_S$$

which describes the possible link insertions from S to \mathcal{T} and converting of the binary attributes on S .

While it's an NP-Hard combinatorial optimization problem to find the minimal perturbation set, given that the link and feature matrices are both discrete, first-order gradients work well enough in practice to find the required perturbations [7, 34]. The attacking community maximizes an attack loss on a particular target with respect to the perturbations on $A_{S,\mathcal{T}}$ and X_S . We consider the negative cross-entropy loss as our attack loss for a target node $v \in \mathcal{T}$,

$$\mathcal{L}_{atk}(v) = \mathcal{L}_{atk}(A_{S,\mathcal{T}}, X_S, v) = \ln \sigma(O_{v,1}) \quad (3)$$

We then compute the first-order gradients on link perturbations, \hat{P}_A , and feature perturbations, \hat{P}_X , with respect to the attack loss,

$$\hat{P}_A = \max \left\{ \left(\frac{\partial \mathcal{L}_{atk}(v)}{\partial A_{S,\mathcal{T}}} + \left(\frac{\partial \mathcal{L}_{atk}(v)}{\partial A_{\mathcal{T},S}} \right)^T \right) \odot \frac{P_A}{2}, 0 \right\} \quad (4)$$

$$\hat{P}_X = \max \left\{ \frac{\partial \mathcal{L}_{atk}(v)}{\partial X_S} \odot P_X, 0 \right\} \quad (5)$$

Algorithm 1: Bisection search to find minimum budget.

Input: $G = (A, X)$, Attackers \mathcal{S} , Targets \mathcal{T} , \hat{P} , Target node v .
Output: $B(v)$, minimum budget to misclassify v .

- 1 Init bounds $U = \deg(v)$ and $L = 0$
- 2 **do**
- 3 | $U = 2U$
- 4 **while** v is classified correctly by the top- U perturbations in \hat{P} ;
- 5 **do**
- 6 | $C = \lfloor \frac{U+L}{2} \rfloor$
- 7 | **if** v is classified correctly by the top- C perturbations in \hat{P}
- 8 | | **then**
- 9 | | $L = C$
- 10 | | **else**
- 11 | | $U = C$
- 11 | | **end**
- 12 **while** $U - L > 1$;
- return:** U

where we symmetrize the link gradient and filter out non-positive gradients that do not contribute in maximizing the attack loss.

Note that we only compute the gradients once for all the perturbations. While it's possible to recompute gradients after every perturbation [7], we find that this is not that necessary to find the minimal set of perturbations. Moreover, as shall be shown, by merging and sorting the perturbations using the gradients, we can find the minimal perturbation set and minimum budget efficiently. Finally, suppose the minimum budget required to convert v is $B(v)$, then we find the top- $B(v)$ indices in the union of link and feature perturbations,

$$\hat{P} = \text{sort}(\text{merge}(\hat{P}_A, \hat{P}_X)) \quad (6)$$

$$i_A, i_X = \text{argtop-}k_{k=B(v)} \hat{P} \quad (7)$$

Using the index sets i_A and i_X we can make the updates to the network to convert v ,

$$[A_{S,\mathcal{T}}]_{i_A} \leftarrow [A_{S,\mathcal{T}} + P_A]_{i_A}, \quad A_{\mathcal{T},S} \leftarrow A_{S,\mathcal{T}}^T \quad (8)$$

$$[X_S]_{i_X} \leftarrow [X_S + P_X]_{i_X} \quad (9)$$

5.2 Budget Computation

To compute the minimum budget $B(v)$ that converts node v , we use the bisection method [5, 30]. Algorithm 1 shows the entire pipeline. As mentioned earlier, we only compute the sorted gradients, \hat{P} , once and run bisection search over these gradients to find the minimal set of perturbations required to convert v . We initialize the lower and upper bound for search as 0 and $\deg(v)$, the degree of v , respectively. Thereafter, the upper bound is doubled until it is sufficient to convert v . After fixing the upper bound, bisection search repeatedly halves the search interval by checking feasibility of conversion at the midpoint of the interval and converges logarithmically.

5.3 Second Order Look-ahead Influence and Influential Perturbations

To enhance the multi-step search for adversarial canvassing perturbations, we incorporate second order gradient based look-ahead

influence into MAC. Due to the multi-step nature of the attack, considering only first order perturbations in the network neglects the cascading network effect which can decrease the overall budget. Specifically, target nodes which get converted into attackers have the potential to convert other targets with lesser budget, as they are already embedded in that community. However, this can only be effective after the converted target’s features are perturbed to fall into the feature distribution of the attackers, and then link perturbations from this target to other targets can convert them. Therefore, we use second order gradient information to find the look-ahead influence of all vulnerable targets, i.e., the targets which need the minimum budget for conversion.

The look-ahead influence is conditioned on the state of the network after making the perturbations to convert the particular target v , i.e., we first perturb the network using single-step canvassing on v and then compute look-ahead influence. We consider the following first-order influence loss which is the sum of a CW-type loss on all target nodes except v ,

$$L_{infl}(X, A, \mathcal{T}, v) = \sum_{w \in \mathcal{T} \setminus \{v\}} (GNN(A, X, W)_{w,0} - GNN(A, X', W)_{w,1}) \quad (10)$$

As we’re interested in the influence of the target v particularly, we constrict the feature perturbations P_X to the node v , and compute their first-order gradients, \hat{P}_X . The feature x_v at node v is then perturbed locally,

$$P_X = \mathbf{1}_d^T - 2x_v \quad (11)$$

$$\hat{P}_X = \max \left\{ \frac{\partial L_{infl}(A, X, \mathcal{T}, v)}{\partial x_v} \odot P_X, 0 \right\} \quad (12)$$

$$[x_v]_{i_X} \leftarrow [x_v + P_X]_{i_X}, \text{ where } i_X = \text{argtop-k } \hat{P}_X \quad (13)$$

Since these feature perturbations are made to maximize influence on the entire target community instead of just a single target, we call them influential perturbations. The resulting global feature matrix after local influential perturbations at v is denoted as X' .

We then constrict the link perturbations P_A from node v to the remaining targets $\mathcal{T} \setminus \{v\}$ and find the second order effect of influential perturbations using gradients \hat{P}_A from the influence loss.,

$$P_A = \mathbf{1}_{|\mathcal{T} \setminus \{v\}|}^T - A_{v, \mathcal{T} \setminus \{v\}} \quad (14)$$

$$\hat{P}_A = \max \left\{ \left(\frac{\partial L_{infl}(A, X', \mathcal{T}, v)}{\partial A_{v, \mathcal{T} \setminus \{v\}}} + \left(\frac{\partial L_{infl}(A, X', \mathcal{T}, v)}{\partial A_{\mathcal{T} \setminus \{v\}, v}} \right)^T \right) \odot \frac{P_A}{2}, 0 \right\} \quad (15)$$

We note that herein the influence loss uses the perturbed feature X' , therefore the look-ahead influence takes into account second order gradient effects. However, the gradients \hat{P}_A themselves are not second-order since X' itself doesn’t contain any first-order gradients. Finally, we denote the look-ahead influence $I(v)$ of a node v as the mean of all non-negative gradients in \hat{P}_A averaged over the remaining targets,,

$$I(v) = \frac{\mathbf{1}^T \hat{P}_A}{|\mathcal{T} \setminus \{v\}|} \quad (16)$$

Putting it all together, at each step, for each target, MAC first computes the minimum budget of perturbations required for conversion using single-step canvassing and bisection search. Then, the most

Algorithm 2: MAC

Input: $G=(A,X)$, Attackers \mathcal{S} , Targets \mathcal{T} , C , k , α
Output: Minimum budget to convert C targets

- 1 Init budget $\mathcal{B} = 0$
- 2 **do**
- 3 **for** $v \in \mathcal{T}$ **do**
- 4 Compute \hat{P} , the sorted set of perturbations to convert v , and call Algorithm 1 to compute $B(v)$
- 5 **end**
- 6 Find M , the set of minimum budget nodes
- 7 **for** $v \in M$ **do**
- 8 Compute the look-ahead influence $I(v, k)$
- 9 **end**
- 10 $t \leftarrow$ node in M with highest look-ahead influence
- 11 Perturb the network to convert t , $\mathcal{B} \leftarrow \mathcal{B} + B(v)$
- 12 If $I(t) > \alpha$ then make k influential perturbations at t , $\mathcal{B} \leftarrow \mathcal{B} + k$
- 13 Recompute $\mathcal{T} = \{v | y'_v = 1, v \in \mathcal{V}_{Test}\}$
- 14 **while** C targets have been converted;
- return:** \mathcal{B}

vulnerable target is chosen using the look-ahead influence as the tie-breaker amongst all minimum budget targets. Thereafter, the network is perturbed to convert the most vulnerable target. If its look-ahead influence exceeds a threshold, α , then the top- k influential perturbations are made to the converted target’s features.

After each single-step canvassing attack to convert the most vulnerable target followed by potential influential perturbations, we recompute the target set as $\mathcal{T} = \{v | y'_v = 1, v \in \mathcal{V}_{Test}\}$.

5.4 Complexity

In each step, for each target, MAC makes 1 backward pass to compute gradients and $O(\log \Delta)$ forward passes to check if the target gets misclassified, where Δ is the maximum allowed budget, which we set as the maximum degree of the graph. For the set of minimum budget nodes, the look-ahead influence makes 2 forward and 2 backward passes. Time taken for a forward or backward pass in a 2-layer GNN is $O(|E|)$ assuming small input, hidden and output sizes. Thus, each single-step canvassing attack followed by influential perturbations takes $O(|\mathcal{T}| |E| \log \Delta)$ time. In most real-world scenarios and the benchmarks we consider in this paper, the number of targets is approximately half of the entire network, so that $|\mathcal{T}| = O(|V|)$. Further, the number of nodes to convert, C , can be chosen such that $C = O(|V|)$. Putting it all together, the total runtime complexity of MAC can be easily determined as,

$$O(|V|^2 \cdot |E| \cdot \log \Delta) \quad (17)$$

6 EXPERIMENTS

Datasets We use both real-world and synthetically generated 2-community networks to evaluate our adversarial attacks for community canvassing. The statistics of all the benchmarks are shown in Table. 1. Cora-2 and Citeseer-2 contain 2-community subgraphs of the multi-community citation networks Cora and Citeseer [27]. Both datasets contain sparse bag-of-words feature vectors for each

node. The CoAuthorCS-2 is a 2-community subgraph of the multi-community co-author network CoAuthor CS [28]. The node feature vectors are binary and correspond to the presence of keywords. Polblogs [1] is a real-world network of political bloggers where the label represents the blog’s political leanings: liberal or conservative. Stochastic block model (SBM) [19, 25] is a random graph model with community structure. We use the one-hot encoding of the node label as the feature vector for Polblogs and SBM.

Table 1: Overall dataset statistics. $|\mathcal{S}|, |\mathcal{V}_0|, |\mathcal{T}|, |\mathcal{V}_1|$ denote initial size of attacking set, attacking community, target set and target community respectively.

Dataset	$ \mathcal{V} $	$ \mathcal{E} $	$ \mathcal{S} $	$ \mathcal{V}_0 $	$ \mathcal{T} $	$ \mathcal{V}_1 $	Feats
Cora-2	652	2350	34	351	249	301	1433
Citeseer-2	852	3170	39	396	362	456	3703
CoAuthorCS-2	836	2270	42	428	340	408	6805
Polblogs	1222	16714	57	586	529	636	1222
SBM	1490	13790	74	745	338	745	1490

Baselines We compare our proposed dynamic MAC attack to both single-step and multiple-step baselines. For single-step baselines, we use NETTACK [37] and FGA [7]. NETTACK generates unnoticeable perturbations on the links and features by attacking a linearized 2-layer GCN surrogate, where the perturbations are ranked using a fast scoring scheme. FGA generates link perturbations by computing first-order gradients on the attack loss, in particular FGA recomputes gradients after every perturbation. For both NETTACK and FGA, we constrain the link perturbations to be from sources to targets and feature perturbations to be only on the sources. To find the minimum budget to convert a target with NETTACK and FGA, we again use bisection search. As both NETTACK and FGA are single-step attacks, we run them on each node in \mathcal{T}_C , the targets converted by dynamic MAC, and sum up the budgets for all the node-level perturbations. We also construct multi-step variants to decompose the performance of dynamic MAC. In particular, MAC (No IP) and MAC (Fixed IP) do not use influential perturbations and thresholding on look-ahead influence respectively. MAC-LP and MAC-FP use only link and feature perturbations respectively in each step.

We compare the baselines on the following popular GNN backbone architectures: (i) GCN [20]: This is a first-order approximation of a spectral GNN [12] which acts a low-pass filter. The aggregation function over all the nodes in matrix form is $I - \tilde{L}$, where \tilde{L} is the symmetrically normalized Laplacian of the graph with added self-loops. (ii) GraphSAGE [16] is a generalized GNN architecture that can scale to large graphs. We use mean aggregation for GraphSAGE. Notably, the degree of source nodes matters during aggregation for GNN but not for GraphSAGE.

Evaluation metric: The efficacy of the proposed dynamic MAC and baselines is evaluated using the minimum budget needed to convert $C = 150$ target nodes on the respective network. We use a fixed number of targets to convert to make the results across different datasets comparable. We also ran the attacks for more than 150 nodes but the attacks do not always succeed beyond that

point as nodes start backflipping due to network effects, therefore we choose 150 conversions as our standard for evaluation.

6.0.1 Implementation details. For SBM graph generation, we set the within-comm probability $p = 0.02$ and between-comm probability $q = 0.005$. Following prior work [37], we make a 10/10/80 split of the nodes into training, validation and testing sets respectively. We use a 2-layer GNN backbones with a hidden layer of size 16 and intermediate ReLU and dropout layers. We train our models for 200 epochs and a patience of 50 with learning rate $1e-2$ and weight decay regularization $5e-4$. The influence parameter k is set to 8 for Cora-2, Citeseer-2, and Coauthor-CS, 4 for Polblogs and 16 for SBM. The look-ahead influence threshold is set through manual inspection of influences of targets converted by MAC (Fixed IP). We use all training nodes of the attacking community for our source set \mathcal{S} , and all testing nodes of the target community for our target set \mathcal{T} . The maximum upper bound to convert a node is set to the maximum degree in the graph during bisection search. If the budget exceeds the upper bound we report that the node cannot be converted. MAC and the attack baselines are implemented using the DeepRobust library in Pytorch [21]. The attacking community has an initial majority within $[0.45, 0.55]$ in all the datasets and we stop the attack after 150 targets have been converted. If the attack is unable to increase the size of the converted targets for 40 steps, we halt and report failure. We report the mean values averaged over 5 trials for all the models. We use models with GCN backbones for all our follow-up experiments, and note that the SAGE backbone yields the same insights. All models are trained and attacked on a single NVIDIA RTX2080 GPU with 8GM RAM.

6.1 Evaluation of canvassing attacks

We compare the proposed dynamic MAC to baseline attacks on the 5 benchmark datasets with GCN and SAGE backbones in Table 2. MAC (Dynamic IP) outperforms both single-step and multi-step baselines and MAC (Fixed IP) does second best in almost all the scenarios. On the citation networks, Cora-2, Citeseer-2, and CoauthorCS-2, only MAC (Dynamic IP) and MAC (Fixed IP) are able to achieve the required number of 150 target conversions. This underscores the need for influential perturbations at the converted nodes. The single-step attacks do not account for the cascading effect of the perturbations, and therefore either do not succeed or incur a very high budget. Moreover, NETTACK also incurs high budget due to its constraint on unnoticeable perturbations. FGA does not consider feature perturbations which we found to be very helpful in our attacks with MAC. The multi-step MAC baselines do much better because they can discover efficient multi-hop attack paths through the converted targets. However, MAC-LP and MAC-FP do not converge on Cora-2, Citeseer-2, and CoauthorCS-2 i.e., the converted targets convert back and forth because perturbations in later steps can cause them to again move back across the classifier boundary. This emphasizes that both link and feature perturbations are required for a strong multi-step attack. For datasets with no real features, we observe that MAC-FP does better than MAC-LP and even outperforms MAC (Dynamic IP) on SBM with GCN backbone. We hypothesize that this is because feature perturbations can diffuse through the node’s entire neighborhood, while link perturbations are more pairwise in nature. Further, the

Table 2: Minimum budget required to convert 150 targets for MAC and baseline attacks on 5 benchmark datasets for GCN and SAGE backbones. The attacking community has an initial size within [0.45,0.55] in all the datasets. ∞ means that attack could not converge. LP, FP and IP denote link, feature and influential perturbations respectively. Thesholding on look-ahead influence is not used in MAC (Fixed IP). MAC (Dynamic IP) does the best in all scenarios.

	Dataset	Cora-2		Citeseer-2		CoAuthorCS-2		Polblogs		SBM	
		GCN	SAGE	GCN	SAGE	GCN	SAGE	GCN	SAGE	GCN	SAGE
Single-step	NETTACK [37]	∞	∞	∞	∞	∞	∞	8303	8501	4500	4531
	FGA [7]	∞	∞	∞	∞	∞	∞	5673	6258	8478	8572
Multi-step	MAC-LP	∞	∞	∞	∞	∞	∞	517	<u>410</u>	992	861
	MAC-FP	∞	∞	∞	∞	∞	∞	461	<u>418</u>	171	<u>183</u>
	MAC (No IP)	∞	∞	∞	∞	∞	∞	475	410	918	801
	MAC (Fixed IP)	<u>1385</u>	<u>1313</u>	<u>1560</u>	<u>1522</u>	<u>1560</u>	<u>1563</u>	<u>438</u>	474	224	289
	MAC (Dynamic IP)	1098	976	1323	1460	1290	855	311	335	<u>192</u>	162

cumulative effect of feature perturbations in the network adds up over multiple steps. The effect of look-ahead influence and influential perturbations is seen by comparing MAC (No IP), MAC (Fixed IP) and MAC (Dynamic IP), where we see a decrease in budget in that order in almost all cases. Influential perturbations are made strategically at the converted targets to affect all the target community and hence cause a decrease in the budget. By thresholding on the look-ahead influence, dynamic MAC is able to significantly decrease the budget from MAC (Fixed IP) by saving cost on making perturbations at targets with low influence.

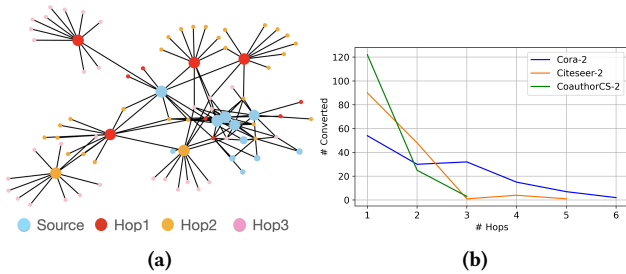


Figure 2: (a): Qualitative visualization of MAC attack on Cora-2. Node sizes indicate number of outgoing attack edges and node colors denote hop-distances from source nodes. (b): Number of MAC conversions with increasing hop distances for Cora-2, Citeseer-2 and CoauthorCS-2. Target nodes converted by MAC in the initial phase later become the preferred attackers. MAC even discovers attack pathways of length 6, which indicates the dynamic nature of the attack.

6.2 Cascading multi-step attack dynamics

The main advantage of the proposed dynamic multi-step MAC attack over single-step attacks stems from its ability to discover multi-hop pathways for attack. To understand this more deeply, in Figure. 2a, we qualitatively visualize a subgraph spanned by the dynamic MAC attack edges on Cora-2 and color each node according to its hop-distance from the source nodes in this subgraph. Further, we use node size to indicate the number of attack perturbations the

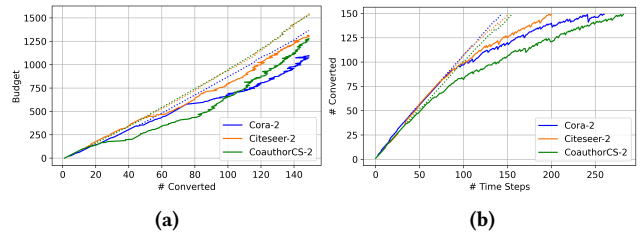


Figure 3: (a): Budget spent as a function of increasing number of converted targets. (b): Number of targets converted as a function of time steps. Dotted and solid lines indicate MAC (Fixed IP) and MAC (Dynamic IP) respectively. MAC (Dynamic IP) takes longer than MAC (Fixed IP) to achieve the same number of converts but uses lesser budget.

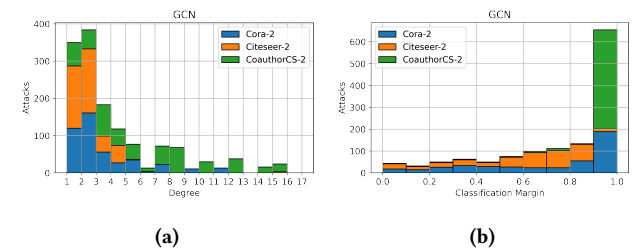


Figure 4: (a): Attack perturbations contributed by a node as a function of its degree. (b): Attack perturbations contributed by a node as a function of its classification margin. Dominant attackers generally correspond to low degree centrality and high classification margin.

node contributes in the course of the multi-step attack. We clearly see a pattern of cascading conversions, whereby a node converted earlier later converts many more and so on inductively. Therefore, the MAC attack prefers cascading conversions, which is similar to a dynamic infection spread model [3, 17]. However, minimum budget adversarial community canvassing should be seen as a targeted infection whereby the infection spreads to more vulnerable target nodes instead of stochastically. We also see from the node sizes that

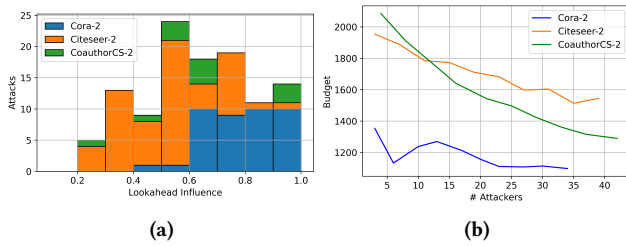


Figure 5: (a): Attack perturbations contributed by a node as a function of its lookahead influence in MAC (Fixed IP). Higher influence nodes contribute more attacks. (b): Budget as a function of increasing number of attackers in the source set. Budget decays near monotonically with more attackers.

a few nodes are dominant attackers while others contribute very little to the attack.

To understand the quantitative impact of multi-hop paths to the dynamic MAC attack, in Figure. 2b, we plot the number of target conversions with increasing hop distances for Cora-2, Citeseer-2 and CoauthorCS-2. Multi-hop path conversions account for a sizable number of the total conversions, which indicates that multi-hop path nodes require lesser budget as the attack proceeds. Further, the hop length goes up to 6, indicating the dynamic nature of the MAC attack.

6.3 Time evolution of attack

To understand how the multi-step MAC attack unrolls over time, we plot budget spent as a function of nodes converted and nodes converted as a function of time for MAC (Dynamic IP) and MAC (Fixed IP) in Figure. 3a and Figure. 3b respectively. We observe that for MAC (Fixed IP) the budget grows linearly as a function of nodes converted and nodes converted also grows linearly as a function of the number of steps. In this regard, MAC (Fixed IP) is a conservative attack since it applies influential perturbations at each converted node regardless of its influence, therefore it converges quickly and with high budget. In contrast, for MAC (Dynamic IP), the budget and nodes converted both grow sub-linearly. Thus, even though it takes longer to converge than MAC (Fixed IP), it spends a lesser amount of budget by making influential perturbations more strategically than MAC (Fixed IP).

6.4 Characteristics of attackers

Motivated by our finding that most of the attack perturbations arise from a few dominant attackers, we plot the histogram of attack perturbations contributed by nodes with respect to their degree and classification margin in Figure. 4a and Figure. 4b respectively. For each dataset, we count the number of attacks arising from nodes with the same degree and classification margin lying within the same interval. Here, the classification margin is defined as the difference in probability of the correct and incorrect classes. We observe the high correlation of attacks to nodes with low-degree and high classification margin. Therefore, linking a target to a low-degree and/or high classification margin attacker is a good attack strategy. Further, this suggests possible heuristics to defend against such attacks.

6.5 Effect of look-ahead influence

To validate the effectiveness of the proposed second-order lookahead influence, we plot the histogram of attack perturbations contributed by nodes with respect to their influence in Figure. 5a. For each dataset, we normalize the influence to lie between the interval $[0,1]$, divide the interval uniformly, and count the number of attack perturbations contributed by nodes whose influence lies within that interval. To treat each node fairly, We carry out the analysis on MAC (Fixed IP), so that the influential perturbations are made at each node. We observe the high correlation of attacks contributed to the influence at that node across all the datasets. Note that the influence is computed at the step when the node is converted, but even then it provides a good signal of how important that node will be later on in the attack. This shows that the second-order lookahead influence closely follows the actual influence of a node in terms of the attack perturbations it makes. Further, by thresholding on the influence, we are able to save budget by not applying influential perturbations on low-influence nodes.

6.6 Effect of attacking set size

In the preceding, we have used all the nodes in the attacking community’s training set as our attacking set. However, it is possible to use much fewer attackers, since the MAC attack successively adds converted nodes to its set of attackers. The attackers can be ordered using the classification margin provided by the GCN, as high margin usually corresponds to a better attacking node. This allows us to construct smaller attacking sets in a methodical way. To understand the effect of the attacking set size on the budget, in Figure. 5b, we plot budget as a function of initial attacking set size. We observe that the budget decays near monotonically with increasing attacking set size, which is reasonable since having more attackers expands the range of targets that can be easily attacked. However, even starting with an attacking set of less than five nodes, the dynamic MAC attack is able to achieve the required number of conversions on all the datasets, indicating the vulnerability of the networks to a multi-step attack.

7 CONCLUSION

In this paper we introduced MBACC, the problem of minimum budget adversarial community canvassing, in which an attacking community seeks to convert target community nodes using a minimum budget of edge insertions and node attribute perturbations. Existing single-step attacks are not sufficient to address this problem as they can’t leverage multi-step attack pathways. To address this, we propose Dynamic Multi-Step Adversarial Canvassing (MAC), which dynamically converts nodes based on the heuristic of low budget and high second-order look-ahead influence. MAC convincingly outperforms single-step baselines on real-world and synthetic datasets with different backbone GNN architectures by discovering efficient multi-hop attack paths. Our analysis of its attack dynamics reveals the phenomenon of cascading multi-hop converts; targets in later stages are converted by nodes that are converted in earlier stages of the attack. We leave the question of defenses against such attacks for future work.

REFERENCES

- [1] Lada A Adamic and Natalie Glance. 2005. The political blogosphere and the 2004 US election: divided they blog. In *Proceedings of the 3rd international workshop on Link discovery*. 36–43.
- [2] Victor Amelkin and Ambuj K Singh. 2019. Fighting opinion control in social networks via link recommendation. In *Proceedings of the 25th ACM SIGKDD international conference on knowledge discovery & data mining*. 677–685.
- [3] Roy M Anderson and Robert M May. 1991. *Infectious diseases of humans: dynamics and control*. Oxford university press.
- [4] Aleksandar Bojchevski and Stephan Günnemann. 2019. Certifiable robustness to graph perturbations. *Advances in Neural Information Processing Systems* 32 (2019).
- [5] Stephen P Boyd and Lieven Vandenbergh. 2004. *Convex optimization*. Cambridge university press.
- [6] Nicholas Carlini and David Wagner. 2017. Towards evaluating the robustness of neural networks. In *2017 IEEE Symposium on Security and Privacy (SP)*. Ieee, 39–57.
- [7] Jinyin Chen, Yangyang Wu, Xuanheng Xu, Yixian Chen, Haibin Zheng, and Qi Xuan. 2018. Fast gradient attack on network embedding. *arXiv preprint arXiv:1809.02797* (2018).
- [8] Mayee F Chen and Miklós Z Rácz. 2021. An adversarial model of network disruption: Maximizing disagreement and polarization in social networks. *IEEE Transactions on Network Science and Engineering* 9, 2 (2021), 728–739.
- [9] Uthsav Chitra and Christopher Musco. 2020. Analyzing the impact of filter bubbles on social network polarization. In *Proceedings of the 13th International Conference on Web Search and Data Mining*. 115–123.
- [10] Katsumi Chiyomaru and Kazuhiro Takemoto. 2022. Adversarial attacks on voter model dynamics in complex networks. *Physical Review E* 106, 1 (2022), 014301.
- [11] Hanjun Dai, Hui Li, Tian Tian, Xin Huang, Lin Wang, Jun Zhu, and Le Song. 2018. Adversarial attack on graph structured data. In *International conference on machine learning*. PMLR, 1115–1124.
- [12] Michaël Defferrard, Xavier Bresson, and Pierre Vandergheynst. 2016. Convolutional neural networks on graphs with fast localized spectral filtering. *Advances in neural information processing systems* 29 (2016).
- [13] Noah E Friedkin and Eugene C Johnsen. 1990. Social influence and opinions. *Journal of mathematical sociology* 15, 3-4 (1990), 193–206.
- [14] Aram Galstyan and Paul Cohen. 2007. Cascading dynamics in modular networks. *Physical Review E* 75, 3 (2007), 036109.
- [15] Ian J Goodfellow, Jonathon Shlens, and Christian Szegedy. 2014. Explaining and harnessing adversarial examples. *arXiv preprint arXiv:1412.6572* (2014).
- [16] Will Hamilton, Zhitao Ying, and Jure Leskovec. 2017. Inductive representation learning on large graphs. *Advances in neural information processing systems* 30 (2017).
- [17] Herbert W Hethcote. 2000. The mathematics of infectious diseases. *SIAM review* 42, 4 (2000), 599–653.
- [18] Mahdi Jalili and Matjaž Perc. 2017. Information cascades in complex networks. *Journal of Complex Networks* 5, 5 (2017), 665–693.
- [19] Brian Karrer and Mark EJ Newman. 2011. Stochastic blockmodels and community structure in networks. *Physical review E* 83, 1 (2011), 016107.
- [20] Thomas N Kipf and Max Welling. 2016. Semi-Supervised Classification with Graph Convolutional Networks. In *International Conference on Learning Representations*.
- [21] Yaxin Li, Wei Jin, Han Xu, and Jiliang Tang. 2020. Deeprobust: A pytorch library for adversarial attacks and defenses. *arXiv preprint arXiv:2005.06149* (2020).
- [22] Alice E Marwick and Rebecca Lewis. 2017. Media manipulation and disinformation online. (2017).
- [23] Susan Morgan. 2018. Fake news, disinformation, manipulation and online tactics to undermine democracy. *Journal of Cyber Policy* 3, 1 (2018), 39–43.
- [24] Felix Mujkanovic, Simon Geisler, Stephan Günnemann, and Aleksandar Bojchevski. 2022. Are Defenses for Graph Neural Networks Robust? *Advances in Neural Information Processing Systems* 35 (2022), 8954–8968.
- [25] Mark Newman. 2018. *Networks*. Oxford university press.
- [26] Punyajoy Saha, Binny Mathew, Kiran Garimella, and Animesh Mukherjee. 2021. “Short is the Road that Leads from Fear to Hate”: Fear Speech in Indian WhatsApp Groups. In *Proceedings of the Web conference 2021*. 1110–1121.
- [27] Prithviraj Sen, Galileo Namata, Mustafa Bilgic, Lise Getoor, Brian Galligher, and Tina Eliassi-Rad. 2008. Collective classification in network data. *AI magazine* 29, 3 (2008), 93–93.
- [28] Oleksandr Shchur, Maximilian Mumme, Aleksandar Bojchevski, and Stephan Günnemann. 2018. Pitfalls of graph neural network evaluation. *arXiv preprint arXiv:1811.05868* (2018).
- [29] Vishal Sood and Sidney Redner. 2005. Voter model on heterogeneous graphs. *Physical review letters* 94, 17 (2005), 178701.
- [30] Pedro Tabacof and Eduardo Valle. 2016. Exploring the space of adversarial images. In *2016 international joint conference on neural networks (IJCNN)*. IEEE, 426–433.
- [31] Binghui Wang, Meng Pang, and Yun Dong. 2023. Turning Strengths into Weaknesses: A Certified Robustness Inspired Attack Framework against Graph Neural Networks. In *Proceedings of the IEEE/CVF Conference on Computer Vision and Pattern Recognition*. 16394–16403.
- [32] Marcin Waniek, Tomasz P Michalak, Michael J Wooldridge, and Talal Rahwan. 2018. Hiding individuals and communities in a social network. *Nature Human Behaviour* 2, 2 (2018), 139–147.
- [33] Duncan J Watts. 2002. A simple model of global cascades on random networks. *Proceedings of the National Academy of Sciences* 99, 9 (2002), 5766–5771.
- [34] Kaidi Xu, Hongge Chen, Sijia Liu, Pin-Yu Chen, Tsui-Wei Weng, Mingyi Hong, and Xue Lin. 2019. Topology attack and defense for graph neural networks: an optimization perspective. In *Proceedings of the 28th International Joint Conference on Artificial Intelligence*. 3961–3967.
- [35] Mengmei Zhang, Xiao Wang, Chuan Shi, Lingjuan Lyu, Tianchi Yang, and Junping Du. 2023. Minimum Topology Attacks for Graph Neural Networks. In *Proceedings of the ACM Web Conference 2023*. 630–640.
- [36] Guanghui Zhu, Mengyu Chen, Chunfeng Yuan, and Yihua Huang. 2023. Simple and Efficient Partial Graph Adversarial Attack: A New Perspective. *arXiv preprint arXiv:2308.07834* (2023).
- [37] Daniel Zügner, Amir Akbarnejad, and Stephan Günnemann. 2018. Adversarial attacks on neural networks for graph data. In *Proceedings of the 24th ACM SIGKDD international conference on knowledge discovery & data mining*. 2847–2856.
- [38] Daniel Zügner and Stephan Günnemann. 2019. Adversarial Attacks on Graph Neural Networks via Meta Learning. In *International Conference on Learning Representations (ICLR)*.

A EFFICACY OF PROXY GNN

We validate the assumption that an adversarial community canvassing attack can be guided by a proxy GNN. In particular, we report the test accuracy of both GCN and GraphSage backbones on the benchmark datasets before the attack in Table. 3, the model attains an accuracy greater than 95% on in all but one instance. This validates our assumption that the predicted label from a proxy GNN can be used to predict voter preferences. Thus, the only information required by an adversary is (1) the link structure of the graph, (2) the node attributes, and (3) ground truth labels for a few nodes.

Table 3: Test accuracy of GNN models before attack. The high test accuracy shows that we can use GNNs as a proxy for predicting the voter preference.

Dataset	Test accuracy	
	GCN	SAGE
Cora-2	0.93	0.93
Citeseer-2	0.97	0.98
CoauthorCS-2	0.97	0.96
Polblogs	0.96	0.96
SBM	0.99	0.99

B TARGET BACKFLIPPING

In Figure. 6, we represent the time evolution of the MAC attack on Polblogs, where we see a backflipping problem emerge in the latter stages of the attack. When running the dynamic MAC attack for a large number of steps we see that local network changes begin having a complicated effect at the global level. More concretely, we see that the targets that were initially converted convert back into targets again due to changes made by the attack in the part of the network that influences them. Moreover, such backflipping targets are likely to be very contentious and need multiple attacks to be completely claimed, or otherwise are never claimed. Therefore, the attack gets stuck in repeatedly trying to reclaim these backflipping targets and is unable to propagate similar to the initial stages. Thus, the budget rises very steeply in the later stages of the attack. We

experimented with an attack that avoids making changes which may cause backflipping, however this still doesn't ameliorate the problem made by the attack. We hypothesize that the long-range indirect effects of local changes made in the network are bound to show up when the attack is run for multiple steps.

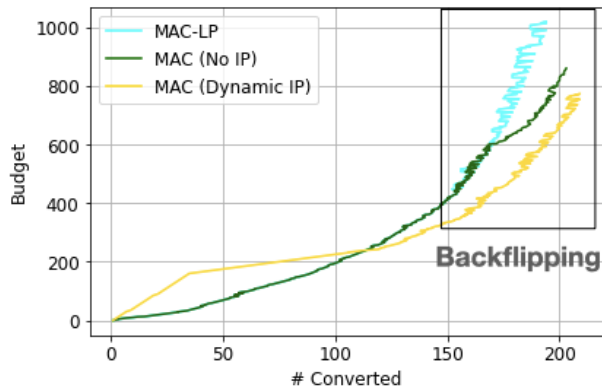


Figure 6: Target backflipping when the MAC-Dynamic IP is run for a large number of steps on Polblogs. Targets that were initially converted later convert back into targets due to network effects from other converted nodes.