

Probabilistic reachable sets of stochastic nonlinear systems with contextual uncertainties [★]

Xun Shen ^a, Ye Wang ^b, Kazumune Hashimoto ^a, Yuhu Wu ^c, Sebastien Gros ^d

^aGraduate School of Engineering, Osaka University, Osaka, 565-0871, Japan

^bDepartment of Electrical and Electronic Engineering, The University of Melbourne, VIC, 3010, Australia

^cKey Laboratory of Intelligent Control and Optimization for Industrial Equipment of Ministry of Education, School of Control Science and Engineering, Dalian University of Technology, Dalian, 116024, China

^dCenter for Autonomous Marine Operations and Systems and Department of Engineering Cybernetics, Norwegian University of Science and Technology (NTNU), Trondheim, NO-7491 Norway

Abstract

Validating and controlling safety-critical systems in uncertain environments necessitates probabilistic reachable sets of future state evolutions. The existing methods of computing probabilistic reachable sets normally assume that the uncertainties are independent of the state. However, this assumption falls short in many real-world applications, where uncertainties are state-dependent, referred to as *contextual uncertainties*. This paper formulates the problem of computing probabilistic reachable sets of stochastic nonlinear states with contextual uncertainties by seeking minimum-volume polynomial sublevel sets with contextual chance constraints. The formulated problem cannot be solved by the existing sample-based approximation method since the existing methods do not consider the conditional probability densities. To address this, we propose a consistent sample approximation of the original problem by leveraging the conditional density estimation and resampling. The obtained approximate problem is a tractable optimization problem. Additionally, we prove the almost uniform convergence of the proposed sample-based approximation, showing that it gives the optimal solution almost consistently with the original ones. Through a numerical example, we evaluate the effectiveness of the proposed method against existing approaches, highlighting its capability to significantly reduce the bias inherent in sample-based approximation without considering a conditional probability density.

Key words: Uncertainty quantification, probabilistic reachable sets, conditional probability, stochastic nonlinear systems, stochastic optimization.

1 Introduction

The future state evolution of a dynamical system under stochastic uncertainty may have infinitely possible realizations [1]. Instead of accessing the safety of a specific scenario of the future state trajectory, it is necessary to clarify the safety of a set of future state trajectories, thereby ensuring safety from a probabilistic viewpoint. A probabilistic reachable set of future state trajectory

specifies a confidence region, indicating that future states are located with a given probability level [2–4]. Explicitly expressing probabilistic reachable sets is crucial for the design of robust controllers [5, 6], safety-critical validation [7, 8], and anomaly detection [9]. Computing probabilistic reachable sets can be approached as a chance-constrained optimization problem [10]. However, the robustness of constraints adds a layer of complexity to the chance-constrained optimization problem, which makes the search for solutions particularly difficult. This complexity underscores the challenges faced in seeking solutions [11–14].

To tackle the challenging issue of intractable problems, approximation methods have been proposed to find approximate solutions to the original problem. Among these methods, the set-based approach has been pro-

[★] This paper was not presented at any IFAC meeting. Corresponding author Y. Wang.

Email addresses: shenxun@eei.eng.osaka-u.ac.jp (Xun Shen), ye.wang1@unimelb.edu.au (Ye Wang), hashimoto@eei.eng.osaka-u.ac.jp (Kazumune Hashimoto), wuyuhu@dlut.edu.cn (Yuhu Wu), sebastien.gros@ntnu.no (Sebastien Gros).

posed to compute probabilistic reachable sets in [15]. For uncertain linear discrete-time systems, the linear matrix inequality technique has been applied to develop a method for computing the ellipsoidal boundaries of future state evolution in [16]. In [10], a method for computing the probabilistic bound of general nonlinear systems has been proposed based on the scenario approach in [2, 11, 15]. However, the method based on the standard scenario approach gives the solution that converges to the robust optimization solution instead of the random problem [14], which often yields a fully robust confidence region. This region, although useful, does not precisely cater to the desired probability level of the confidence region.

The sampling-and-discarding approach, an enhanced version of the standard scenario approach, offers a more refined approximation for chance-constrained optimization problems [17–19]. This method is distinguished by its ability to establish an exact relation between the risk level and the number of removal samples, which presents a systematic algorithm for sample elimination [20, 21]. Although it represents a significant improvement in approximating chance constraints, the computational burden of this method increases dramatically due to the necessity of solving scenario programs repeatedly to identify the support samples. To mitigate the computations, [3, 12] defines the minimum-volume polynomial sublevel set proposed in [22] in a probabilistic version and proposes a sample-based continuous approximate problem that can be solved with low computational complexity and preserve a proper approximation to chance-constrained optimization. Smooth functions inspire the sample-based continuous approximation to emulate the indicator function [23, 24], thereby transforming a mixed-integer program into a nonlinear continuous program.

A significant limitation of the above existing methods is their assumption of independence between uncertainties and system states. However, in various real-world applications, the probability distributions of uncertainties also depend on the state, a phenomenon referred to here as *contextual uncertainties*. In these cases, uncertainty samples are paired with state samples, rather than being distributed across different contexts or states. Directly using the uncertainty samples to construct sample-based approximations by the existing methods leads to a biased sample-based approximation of the chance constraints for each context since the samples are not extracted identically with the desired probability distribution of the corresponding context [25]. Consequently, the solution to the approximate problem is not guaranteed to converge to the original one. Distributionally chance-constrained optimization can improve performance in the worst case [26]. However, the bias caused by the sample-based approximation cannot be eliminated. The information inside the uncertainty-state data pair should be utilized fully to improve the sample-based approxi-

mation of the chance constraints for the case with contextual uncertainties.

In this work, we address the challenge of computing probabilistic reachable sets of a class of stochastic nonlinear systems with contextual uncertainties. We propose a novel resampling-based method to identify a minimum-volume polynomial sublevel set by solving a stochastic optimization problem, incorporating contextual chance constraints. Traditional sample-based approximation methods prove inadequate for this case, as they fail to consider conditional probability densities. To overcome these limitations, we make the following contributions in this paper:

- A re-sampling-based probabilistic reachable set computation algorithm that employs conditional density estimation and a resampling strategy, drawing inspiration from the field of machine learning and the concept of conditional density ratio estimation [27, 28].
- Two almost uniform convergence results of the proposed sample-based approximate problem (Theorem 1 and Theorem 2), showing that it gives the optimal solution almost consistently with the original ones.
- A probability feasibility result with only finite samples available (Theorem 3), ensuring a bounded probability of giving an infeasibility solution for the proposed method.

Through a numerical example, we compare our proposed method against various existing approaches, demonstrating its superior ability to mitigate the bias typically associated with sample-based approximations, even in scenarios that do not directly account for conditional probabilities.

The remainder of this paper is organized as follows: Section 2 gives the formulation of the addressed problem and explains the challenging issue of the problem after introducing the system with contextual uncertainties; Section 3 presents the proposed algorithm with the analysis of almost uniform convergence and probability feasibility with finite samples; Section 4 gives the results of numerical examples for validation the proposed algorithm; Finally, some conclusions are drawn in Section 5.

2 Problem Description

2.1 Addressed system

Define the system state and the vector of random disturbances of an autonomous system at a time $k \in \mathbb{Z}_+$ by $\mathbf{x}_k := [x_{1,k} \dots x_{n,k}]^\top \in \mathbb{R}^n$ and $\mathbf{w}_k := [w_{1,k} \dots w_{s,k}]^\top \in \mathbb{R}^s$, respectively. Consider the system dynamics as

$$\mathbf{x}_{k+1} = f(\mathbf{x}_k, \mathbf{w}_k), \quad (1)$$

where $f : \mathbb{R}^n \times \mathbb{R}^s \rightarrow \mathbb{R}^n$ is a continuous nonlinear equation, which is perfectly known. It is different from the assumption that the perfect information of the system model is available since the conditional density of \mathbf{w} may absorb some incomplete knowledge of the underlying dynamic model that only holds the state-independent uncertainty.

Let Ω be a sample space and \mathcal{F} be the σ -algebra of subsets of Ω . With a probability measure μ_\circ defined on Borel space (Ω, \mathcal{F}) , a probability space $(\Omega, \mathcal{F}, \mu_\circ)$ is formed. Consider an augmented random vector $\boldsymbol{\delta} := (\mathbf{X}, \mathbf{W})$, which has a support denoted by $\boldsymbol{\Delta} := \mathcal{X} \times \mathcal{W}$, where $\mathcal{X} \subseteq \mathbb{R}^n$ and $\mathcal{W} \subseteq \mathbb{R}^q$. $\boldsymbol{\delta} : \Omega \rightarrow \boldsymbol{\Delta}$ is used to represent a random variable and $\delta \in \boldsymbol{\Delta}$ signifies a specific realization of $\boldsymbol{\delta}$ within $\boldsymbol{\Delta}$.

Let $\boldsymbol{\Delta}_s \subseteq \boldsymbol{\Delta}$ be a subset of $\boldsymbol{\Delta}$. Given a continuous probability density function $p(\delta)$ with the support $\boldsymbol{\Delta}$, the probability that the augmented random variable $\boldsymbol{\delta}$ resides within the subset $\boldsymbol{\Delta}_s$ can be expressed as

$$\Pr\{\boldsymbol{\delta} \in \boldsymbol{\Delta}_s\} := \int_{\boldsymbol{\Delta}_s} p(\delta) d\delta.$$

The random variable $\boldsymbol{\delta}$ comprises two components: \mathbf{X} and \mathbf{W} . $\mathbf{x} \in \mathcal{X}$ and $\mathbf{w} \in \mathcal{W}$ represent the realizations of \mathbf{X} and \mathbf{W} within their regions, \mathcal{X} and \mathcal{W} , respectively. Suppose that the probability density function $p(\delta)$ is a joint density written by $p(\mathbf{x}, \mathbf{w})$ with $\delta = (\mathbf{x}, \mathbf{w})$. Then, both \mathbf{X} and \mathbf{W} are absolutely continuous with probability densities written by [29]

$$p_{\mathbf{X}}(\mathbf{x}) := \int_{\mathcal{W}} p(\mathbf{x}, \mathbf{w}) d\mathbf{w},$$

$$p_{\mathbf{W}}(\mathbf{w}) := \int_{\mathcal{X}} p(\mathbf{x}, \mathbf{w}) d\mathbf{x}.$$

Consider that $p_{\mathbf{X}}(\mathbf{x}) > 0$ and $p(\mathbf{x}, \mathbf{w}) > 0$ hold for any $\mathbf{x} \in \mathcal{X}$ and any $(\mathbf{x}, \mathbf{w}) \in \mathcal{X} \times \mathcal{W}$. We can define a conditional probability density by

$$p_{\mathbf{W}}^c(\mathbf{w}|\mathbf{X} = \mathbf{x}) := \frac{p(\mathbf{x}, \mathbf{w})}{p_{\mathbf{X}}(\mathbf{x})}. \quad (2)$$

For notation simplicity, we omit “ $\mathbf{X} =$ ” in the conditional probability density. Define the conditional probability of having $\mathbf{W} \in \mathcal{W}_s \subseteq \mathcal{W}$ when $\mathbf{X} = \mathbf{x}$ by

$$\Pr\{\mathbf{W} \in \mathcal{W}_s | \mathbf{x}\} := \int_{\mathcal{W}_s} p_{\mathbf{W}}^c(\mathbf{w}|\mathbf{x}) d\mathbf{w}. \quad (3)$$

In this paper, \mathbf{w}_k is referred as a *contextual uncertainty* conditioned on \mathbf{x}_k . We have the following assumption regarding the conditional probability.

Assumption 1 Consider the random variable at time k , denoted by $\boldsymbol{\delta}_k := (\mathbf{X}_k, \mathbf{W}_k)$ with its realization given

by $\delta_k := (\mathbf{x}_k, \mathbf{w}_k)$. Suppose that the conditional probability density $p_{\mathbf{W}_k}^c(\mathbf{w}_k|\mathbf{x}_k)$ is identical as in (2) for every time $k \in \mathbb{N}_+$.

For the system (1), a system trajectory among the infinite horizon can be defined by

$$\boldsymbol{\tau}_\infty := \{\mathbf{x}_0, \mathbf{w}_0, \mathbf{x}_1, \mathbf{w}_1, \dots, \mathbf{x}_k, \mathbf{w}_k, \dots, \mathbf{x}_\infty, \mathbf{w}_\infty\}. \quad (4)$$

By the Ionescu Tulcea theorem [30], an initial state \mathbf{x}_0 and a stationary conditional probability distribution $p_{\mathbf{W}}^c(\mathbf{w}|\mathbf{x})$ defines a unique probability measure on the set $\mathbf{T}_\infty := (\mathcal{X} \times \mathcal{W})^\infty$ of the trajectory $\boldsymbol{\tau}_\infty$ as in (4). Since the dynamic function $f(\cdot, \cdot)$ in (1) is continuous and the conditional probability density $p_{\mathbf{W}_k}^c(\mathbf{w}_k|\mathbf{x}_k)$ is a continuous distribution, then the conditional probability density $p_{\mathbf{X}_k}^c(\mathbf{x}_k|\mathbf{x}_{k-1})$ for any given $\mathbf{x}_k \in \mathcal{X}$ exists, which leads to the existence of the conditional probability density $p_{\mathbf{X}_k}^c(\mathbf{x}_k|\mathbf{x}_0)$ for any $\mathbf{x}_0 \in \mathcal{X}$ and $k \in \mathbb{N}_+$.

2.2 Problem formulation

Let $\mathbf{e}(\mathbf{x}_k) := [1 \ x_{1,k} \ \dots \ x_{n,k} \ \dots \ x_{1,k}^d \ \dots \ x_{n,k}^d]^\top$ be a vector of monomials of degree up to $d > 0$ ¹. The polynomial function parameterized by $\boldsymbol{\theta}_k \in \mathbb{R}^{n_\theta}$ as the probabilistic reachable set at time k can be defined as

$$q(\mathbf{x}_k, \boldsymbol{\theta}_k) := \mathbf{e}^\top(\mathbf{x}_k) M(\boldsymbol{\theta}_k) \mathbf{e}(\mathbf{x}_k), \quad (5)$$

where n_θ is the dimension of the parameter vector $\boldsymbol{\theta}_k$, $\forall k \in \mathbb{N}_+$ and $M(\boldsymbol{\theta}_k)$ is a symmetric gram matrix, which is positive semidefinite. Here, the parameter vector $\boldsymbol{\theta}_k$ including all the parameters in $M(\boldsymbol{\theta}_k)$. The degree of $q(\mathbf{x}_k, \boldsymbol{\theta}_k)$ is $2d$. To proceed further, we restrict the range of $q(\mathbf{x}_k, \boldsymbol{\theta}_k)$ to be non-negative, which yields $q(\mathbf{x}_k, \boldsymbol{\theta}_k)$ to be polynomial sum-of-squares (SoS) [31]. For each time $k \in \mathbb{N}_+$, given a parameter vector $\boldsymbol{\theta}_k$ and the degree d , a polynomial sublevel set of \mathbf{x}_k as a probabilistic reachable set can be defined by

$$\mathcal{V}(\boldsymbol{\theta}_k, d) := \{\mathbf{x}_k \in \mathcal{X}_k : q(\mathbf{x}_k, \boldsymbol{\theta}_k) \leq 1\}, \quad (6)$$

where $q(\mathbf{x}_k, \boldsymbol{\theta}_k)$ is defined in (5).

We concern the probability that \mathbf{x}_k locates in $\mathcal{V}(\boldsymbol{\theta}_k, d)$ as a conditional probability, given the initial state is \mathbf{x}_0 . This probability depends on the initial state \mathbf{x}_0 and the parameter vector $\boldsymbol{\theta}_k$, and is defined as follows:

$$\mathbb{P}_k(\boldsymbol{\theta}_k, \mathbf{x}_0) := \int_{\mathcal{X}} \mathbb{I}_1(q(\mathbf{x}_k, \boldsymbol{\theta}_k)) p_{\mathbf{X}_k}^c(\mathbf{x}_k|\mathbf{x}_0) d\mathbf{x}_k, \quad (7)$$

where $\mathbb{I}_1(z)$ is an indicator function. If $z \leq 1$, then $\mathbb{I}_1(z) = 1$. Otherwise $\mathbb{I}_1(z) = 0$.

¹ For example, when $d = 2$, $n = 2$, $\mathbf{e}(\mathbf{x}_k) := [1 \ x_{1,k} \ x_{2,k} \ x_{1,k}x_{2,k} \ x_{1,k}^2 \ x_{2,k}^2]^\top$.

This work aims to identify the tightest $\mathcal{V}(\boldsymbol{\theta}_k, d)$ such that $\mathbb{P}_k(\boldsymbol{\theta}_k, \mathbf{x}_0) \geq 1 - \alpha$. Drawing from the insights in [22], it is elucidated that maximizing the determinant of $M^{-1}(\boldsymbol{\theta}_k)$ serves to augment the curvature of $q(\mathbf{x}_k, \boldsymbol{\theta}_k)$ across all possible directions. Consequently, minimizing the volume of $\mathcal{V}(\boldsymbol{\theta}_k, d)$ effectively involves maximizing the determinant of $M^{-1}(\boldsymbol{\theta}_k)$. Therefore, given an initial state \mathbf{x}_0 , the addressed problem can be formulated as

$$\begin{aligned} \min_{\boldsymbol{\theta}_k \in \Theta} J(\boldsymbol{\theta}_k, \mathbf{x}_0) &:= \log \det M^{-1}(\boldsymbol{\theta}_k) & (\mathcal{P}_\alpha^k(\mathbf{x}_0)) \\ \text{s.t. } \mathbf{x}_j &= f(\mathbf{x}_{j-1}, \mathbf{w}_{j-1}), \quad j = 1, \dots, k, \\ \mathbb{P}_k(\boldsymbol{\theta}_k, \mathbf{x}_0) &\geq 1 - \alpha. \end{aligned} \quad (8)$$

Let $\Theta_{k,\alpha}(\mathbf{x}_0)$ be the feasibility region of problem $\mathcal{P}_\alpha^k(\mathbf{x}_0)$ and

$$J_{k,\alpha}^*(\mathbf{x}_0) := \min\{J(\boldsymbol{\theta}_k, \mathbf{x}_0) : \boldsymbol{\theta}_k \in \Theta_{k,\alpha}(\mathbf{x}_0)\}$$

be the optimal objective value. Furthermore, the optimal solution set of problem $\mathcal{P}_\alpha^k(\mathbf{x}_0)$ is defined by

$$U_{k,\alpha}(\mathbf{x}_0) := \{\boldsymbol{\theta}_k \in \Theta_{k,\alpha}(\mathbf{x}_0) : J(\boldsymbol{\theta}_k, \mathbf{x}_0) = J_{k,\alpha}^*(\mathbf{x}_0)\}.$$

Based on the above definitions, the solution $\boldsymbol{\theta}_{k,\alpha}^*(\mathbf{x}_0) \in U_{k,\alpha}(\mathbf{x}_0)$ is an optimal solution of problem $\mathcal{P}_\alpha^k(\mathbf{x}_0)$. The set $\mathcal{V}(\boldsymbol{\theta}_{k,\alpha}^*(\mathbf{x}_0), d)$ specified by $\boldsymbol{\theta}_{k,\alpha}^*(\mathbf{x}_0)$ is called a *minimal $(1 - \alpha)$ -reachable polynomial sublevel set of \mathbf{x}_k conditioned on \mathbf{x}_0* . If problem $\mathcal{P}_\alpha^k(\mathbf{x}_0)$ can be solved efficiently, the minimum-volume polynomial sublevel set with chance constraints in (8) can be obtained.

2.3 Challenging issue and the goal of this paper

The existence of the probabilistic constraint (8) introduces significant complexity to solving problem $\mathcal{P}_\alpha^k(\mathbf{x}_0)$. It is crucial to notice that the constraint (8) is not a general chance constraint, which involves random variables whose probability distribution is independent of other variables. Constraint (8) involves a conditional probability, and therefore (8) can also be called a *contextual chance constraint* [32]. An optimization problem incorporating contextual chance constraints poses at least the same level of difficulty as those with general chance constraints. To effectively solve problem $\mathcal{P}_\alpha^k(\mathbf{x}_0)$, an understanding of the conditional probability of \mathbf{X}_k given $\mathbf{X}_0 = \mathbf{x}_0$ is imperative.

As suggested in [20,33], optimization problems including probabilistic constraints can be addressed using *sample average approximation* (SAA) methods. These methods leverage a dataset of available historical observations of the system (1), as represented by

$$\mathcal{D}_N := \left\{ (\mathbf{x}_s^{(i)}, \mathbf{w}_s^{(i)}) \right\}_{i=1}^N. \quad (9)$$

However, a notable limitation when applying SAA methods is that they do not recognize the constraint (8) as a contextual chance constraint. Consequently, the aforementioned aspect of the conditional probability of \mathbf{X}_k given $\mathbf{X}_0 = \mathbf{x}_0$ is overlooked. To illustrate the significance of this oversight, we use the following example that reveals the challenges introduced by a traditional SAA method to solve problem $\mathcal{P}_\alpha^k(\mathbf{x}_0)$.

Example 1 Consider the system

$$\mathbf{x}_{k+1} = A\mathbf{x}_k + \mathbf{w}_k,$$

where $A = \begin{bmatrix} 0.99 & 0.01 \\ 0.01 & 0.99 \end{bmatrix}$, with two different initial states $\mathbf{x}_0^{\text{t1}} = [3 \ 1]^\top$ and $\mathbf{x}_0^{\text{t2}} = [2.5 \ 1]^\top$. The mean of \mathbf{w}_0 is identical to $[0 \ 0]^\top$ while the covariance matrix depends on the initial point as follows:

$$\Sigma(\mathbf{x}_0^{\text{t1}}) = \begin{bmatrix} 0.425 & 0.05 \\ 0.05 & 0.275 \end{bmatrix}, \quad \Sigma(\mathbf{x}_0^{\text{t2}}) = \begin{bmatrix} 0.15 & -0.02 \\ -0.02 & 0.15 \end{bmatrix}.$$

The objective is to obtain the minimal $(1 - \alpha)$ -reachable polynomial sublevel sets of \mathbf{x}_k conditioned on \mathbf{x}_0^{t1} and \mathbf{x}_0^{t2} when $k = 1$ with $\alpha = 0.2$ and $d = 2$.

Based on the SAA method in [20], problem $\mathcal{P}_\alpha^k(\mathbf{x}_0)$ with $k = 1$ and $\alpha = 0.2$ can be approximated by a sample approximate problem as follows:

$$\begin{aligned} \min_{\boldsymbol{\theta}_1 \in \Theta} \log \det M^{-1}(\boldsymbol{\theta}_1) & \quad (\vec{\mathcal{P}}_{\alpha_s}^1(\mathbf{x}_0, \mathcal{D}_N^{\mathbf{W}})) \\ \text{s.t. } \tilde{\mathbf{x}}_1^{(i)} &= A\mathbf{x}_0 + \tilde{\mathbf{w}}^{(i)}, \quad i = 1, \dots, N, \\ \frac{1}{N} \sum_{i=1}^N \mathbb{I}_1 \left(q(\tilde{\mathbf{x}}_1^{(i)}, \boldsymbol{\theta}_1) \right) &\geq 1 - \alpha_s, \end{aligned} \quad (10)$$

where $\mathcal{D}_N^{\mathbf{W}} = \left\{ \tilde{\mathbf{w}}^{(i)} \right\}_{i=1}^N$ is the sample set of \mathbf{w}_0 . We adopt a more conservative probability level than the required level as $\alpha_s \in [0, \alpha)$. From this formulation, it can be figured out that the optimal solution of problem $\vec{\mathcal{P}}_{\alpha_s}^1(\mathbf{x}_0, \mathcal{D}_N^{\mathbf{W}})$ depends on the initial state \mathbf{x}_0 and the sample set $\mathcal{D}_N^{\mathbf{W}}$.

In the following, we show the results by solving problem $\vec{\mathcal{P}}_{\alpha_s}^1(\mathbf{x}_0, \mathcal{D}_N^{\mathbf{W}})$ under four different conditions, each characterized by conditioned state, initial state \mathbf{x}_0 and the sample set $\mathcal{D}_N^{\mathbf{W}}$ with $N = 1000$.

Case 1: Obtain the minimal $(1 - \alpha)$ -reachable polynomial sublevel set of \mathbf{x}_1 conditioned on \mathbf{x}_0^{t1} .

- Initial state: $\mathbf{x}_0 = \mathbf{x}_0^{\text{t1}}$.

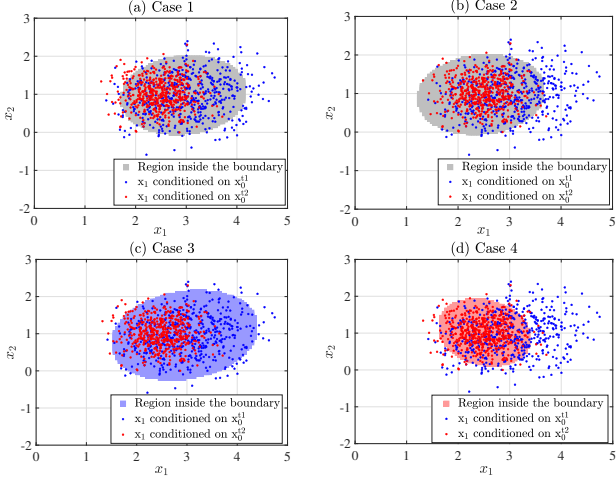


Fig. 1. Bounds in different cases: (a) Case 1; (b) Case 2; (c) Case 3; (d) Case 4.

Table 1
Probability that the state locates within the obtained region.

Case number	1	2	3	4
Probability	0.785	0.967	0.807	0.803

- Mixed sample set $\mathcal{D}_N^{\mathbf{W}}: \tilde{\mathbf{w}}^{(i)} \sim \mathcal{N}(\mathbf{0}, \Sigma(\mathbf{x}_0^{t1}))$ if $i \leq 500$.
Otherwise, $\tilde{\mathbf{w}}^{(i)} \sim \mathcal{N}(\mathbf{0}, \Sigma(\mathbf{x}_0^{t2}))$.

Case 2: Obtain the minimal $(1-\alpha)$ -reachable polynomial sublevel set of \mathbf{x}_1 conditioned on \mathbf{x}_0^{t2} .

- Initial state: $\mathbf{x}_0 = \mathbf{x}_0^{t2}$.
- Mixed sample set $\mathcal{D}_N^{\mathbf{W}}: \tilde{\mathbf{w}}^{(i)} \sim \mathcal{N}(\mathbf{0}, \Sigma(\mathbf{x}_0^{t1}))$ if $i \leq 500$.
Otherwise, $\tilde{\mathbf{w}}^{(i)} \sim \mathcal{N}(\mathbf{0}, \Sigma(\mathbf{x}_0^{t2}))$.

Case 3: Obtain the minimal $(1-\alpha)$ -reachable polynomial sublevel set of \mathbf{x}_1 conditioned on \mathbf{x}_0^{t1} .

- Initial state: $\mathbf{x}_0 = \mathbf{x}_0^{t1}$.
- Sample set $\mathcal{D}_N^{\mathbf{W}}: \tilde{\mathbf{w}}^{(i)} \sim \mathcal{N}(\mathbf{0}, \Sigma(\mathbf{x}_0^{t1}))$, $i = 1, \dots, 1000$.

Case 4: Obtain the minimal $(1-\alpha)$ -reachable polynomial sublevel set of \mathbf{x}_1 conditioned on \mathbf{x}_0^{t2} .

- Initial state: $\mathbf{x}_0 = \mathbf{x}_0^{t2}$.
- Sample set $\mathcal{D}_N^{\mathbf{W}}: \tilde{\mathbf{w}}^{(i)} \sim \mathcal{N}(\mathbf{0}, \Sigma(\mathbf{x}_0^{t2}))$, $i = 1, \dots, 1000$.

In Case 1, a minimal $(1-\alpha)$ -reachable polynomial sublevel set for \mathbf{x}_1 is obtained under the condition on initial state \mathbf{x}_0^{t1} for a confidence level with $\alpha = 0.2$. This set is depicted as the grey area in Fig. 1(a). The blue and red points correspond to samples of \mathbf{x}_1 with initial states \mathbf{x}_0^{t1} and \mathbf{x}_0^{t2} , respectively. However, as shown in Table 1, the probability of blue points falling within this grey region is only 0.785, failing to meet the desired level of $1-\alpha = 0.8$.

In contrast, Case 3, illustrated by the blue region in Fig. 1(c), achieves a success with a probability of 0.807 for blue points within the desired area, as noted in Table 1. This improvement over case 1 is attributed to the adherence to $p_{\mathbf{W}_0}^{\varepsilon}(\mathbf{w}_0|\mathbf{x}_0^{t1})$ in sample selection.

Similarly, Cases 2 and 4 compare the results based on different sampling sets. Case 2, as shown in Fig. 1(b), employs a biased sample set, resulting in an over-conservative success probability of 0.967. Meanwhile, Case 4, as shown in Fig. 1(d), correctly utilizes samples drawn according to $p_{\mathbf{W}_0}^{\varepsilon}(\mathbf{w}_0|\mathbf{x}_0^{t2})$, achieving a probability level of 0.803.

It is worth noticing that samples $\mathbf{w}_s^{(i)}$, $i = 1, \dots, N$ are extracted according to the conditional probability distribution for $\mathbf{x}_s^{(i)}$. The sample $\mathbf{x}_s^{(i)}$ may vary widely among themselves. Additionally, there exists a case when initial state $\mathbf{x}_0 \neq \mathbf{x}_s^{(i)}$, $\forall i = 1, \dots, N$. As a result, a sample set $\mathbf{w}_s^{(i)}$, $i = 1, \dots, N$ cannot be regarded as aligned with any conditional probability. This discrepancy implies that directly applying an SAA method may not yield a consistent or accurate approximation of the original problem $\mathcal{P}_{\alpha}^k(\mathbf{x}_0)$.

To address the above discussed challenges, the goals of this paper are

- to propose a resampling method that leverages historical observation set to formulate an improved sample-based approximation of problem $\mathcal{P}_{\alpha}^k(\mathbf{x}_0)$.
- to design an efficient sample-based algorithm to compute probabilistic reachable sets of the system (1).

3 The Proposed Algorithm

3.1 Targeted approximation of the original problem

Consider that the samples of states and disturbances in historical observation set \mathcal{D}_N as in (9) are independent and identically distributed (i.i.d.), $(\mathbf{x}_s^{(i)}, \mathbf{w}_s^{(i)}) \sim p(\mathbf{x}, \mathbf{w})$. Given a dataset \mathcal{D}_N in (9) and an initial state $\mathbf{X}_0 = \mathbf{x}_0$, we propose a resampling-based method to approximate problem $\mathcal{P}_{\alpha}^k(\mathbf{x}_0)$.

We first introduce an assumption on $q(\mathbf{x}_k, \boldsymbol{\theta}_k)$ for the continuity analysis of $\mathbb{P}_k(\boldsymbol{\theta}_k, \mathbf{x}_0)$ in (7). Let $\text{cl}\{Z\}$ be the closure of a set Z and

$$\text{supp } p_{\mathbf{X}_k}^{\varepsilon} := \text{cl}\{\mathbf{x}_k \in \mathcal{X} : p_{\mathbf{X}_k}^{\varepsilon}(\mathbf{x}_k|\mathbf{x}_0) > 0\}.$$

For each $\boldsymbol{\theta}_k \in \Theta \subseteq \mathbb{R}^{n\theta}$, let us define the set

$$\mathcal{X}_k^{\text{supp}}(\boldsymbol{\theta}_k) := \{\mathbf{x}_k \in \text{supp } p_{\mathbf{X}_k}^{\varepsilon} : q(\mathbf{x}_k, \boldsymbol{\theta}_k) = 1\}.$$

Assumption 2 For each $\mathbf{x}_0 \in \mathcal{X}$ and $\boldsymbol{\theta}_k \in \Theta$, $k \in \mathbb{N}_+$, it holds

$$\Pr \{ \mathcal{X}_k^{\text{supp}}(\boldsymbol{\theta}_k) \} := \int_{\mathcal{X}_k^{\text{supp}}(\boldsymbol{\theta}_k)} p_{\mathbf{x}_k}^c(\mathbf{x}_k | \mathbf{x}_0) d\mathbf{x}_k = 0. \quad (11)$$

Assumption 2 implies the continuity of $\mathbb{P}_k(\boldsymbol{\theta}_k, \mathbf{x}_0)$ [34], which guarantees that the feasible set $\Theta_{k,\alpha}(\mathbf{x}_0)$ and optimal solution set $U_{k,\alpha}(\mathbf{x}_0)$ of problem $\mathcal{P}_\alpha^k(\mathbf{x}_0)$ are measurable sets for all $\alpha \in [0, 1]$, $\mathbf{x}_0 \in \mathcal{X}$, $k \in \mathbb{N}_+$.

In this paper, we would like to propose a resampling algorithm based on the dataset \mathcal{D}_N to generate N_r predicted state scenarios at any time k . The i -th predicted scenario at step k is denoted by $\tilde{\mathbf{x}}_k^{(i)}$ and N_r predicted state scenarios $\tilde{\mathbf{x}}_k^{(i)}$, $i = 1, \dots, N_r$ form the set $\tilde{\mathcal{X}}_k^{N_r}$ as denoted below:

$$\tilde{\mathcal{X}}_k^{N_r} := \{ \tilde{\mathbf{x}}_k^{(i)} \}_{i=1}^{N_r}. \quad (12)$$

The method to generate $\tilde{\mathcal{X}}_k^{N_r}$ will be discussed in detail in Section 3.3.

Based on the predicted scenario set $\tilde{\mathcal{X}}_k^{N_r}$ in (12), we can formulate a sample-based approximation of $\mathbb{P}_k(\boldsymbol{\theta}_k, \mathbf{x}_0)$ in (7) as

$$\tilde{\mathbb{P}}_k(\boldsymbol{\theta}_k, \mathbf{x}_0, \mathcal{D}_N, \tilde{\mathcal{X}}_k^{N_r}) := \frac{1}{N_r} \sum_{i=1}^{N_r} \mathbb{I}_1(q(\tilde{\mathbf{x}}_k^{(i)}, \boldsymbol{\theta}_k)). \quad (13)$$

Then, an approximate problem of problem $\mathcal{P}_\alpha^k(\mathbf{x}_0)$ can be formulated as

$$\begin{aligned} \min_{\boldsymbol{\theta}_k \in \Theta} \quad & \log \det M^{-1}(\boldsymbol{\theta}_k) && (\tilde{\mathcal{P}}_{\alpha_s}^k(\mathbf{x}_0, \mathcal{D}_N, \tilde{\mathcal{X}}_k^{N_r})) \\ \text{s.t.} \quad & \tilde{\mathbb{P}}_k(\boldsymbol{\theta}_k, \mathbf{x}_0, \mathcal{D}_N, \tilde{\mathcal{X}}_k^{N_r}) \geq 1 - \alpha_s. && (14) \end{aligned}$$

Solving problem $\tilde{\mathcal{P}}_{\alpha_s}^k(\mathbf{x}_0, \mathcal{D}_N, \tilde{\mathcal{X}}_k^{N_r})$ is still challenging since (14) is a non-smooth constraint due to the indicator function used in (13). To address this issue, we adopt the algorithm in [33] to solve it by using the smooth approximation of the indicator function.

Let $\tilde{\Theta}_{k,\alpha_s}(\mathbf{x}_0, \mathcal{D}_N, \tilde{\mathcal{X}}_k^{N_r})$ be the feasibility region of problem $\tilde{\mathcal{P}}_{\alpha_s}^k(\mathbf{x}_0, \mathcal{D}_N, \tilde{\mathcal{X}}_k^{N_r})$ and

$$\begin{aligned} \tilde{J}_{k,\alpha_s}(\mathbf{x}_0, \mathcal{D}_N, \tilde{\mathcal{X}}_k^{N_r}) := \\ \min \{ J(\boldsymbol{\theta}_k, \mathbf{x}_0) : \boldsymbol{\theta}_k \in \tilde{\Theta}_{k,\alpha_s}(\mathbf{x}_0, \mathcal{D}_N, \tilde{\mathcal{X}}_k^{N_r}) \} \end{aligned}$$

be the optimal objective value. Furthermore, the optimal solution set of problem $\tilde{\mathcal{P}}_{\alpha_s}^k(\mathbf{x}_0, \mathcal{D}_N, \tilde{\mathcal{X}}_k^{N_r})$ is defined by

$$\begin{aligned} \tilde{U}_{k,\alpha_s}(\mathbf{x}_0, \mathcal{D}_N, \tilde{\mathcal{X}}_k^{N_r}) := \{ \boldsymbol{\theta}_k \in \tilde{\Theta}_{k,\alpha_s}(\mathbf{x}_0, \mathcal{D}_N, \tilde{\mathcal{X}}_k^{N_r}) : \\ J(\boldsymbol{\theta}_k, \mathbf{x}_0) = \tilde{J}_{k,\alpha_s}(\mathbf{x}_0, \mathcal{D}_N, \tilde{\mathcal{X}}_k^{N_r}) \}. \end{aligned}$$

Notice that the predicted scenario set $\tilde{\mathcal{X}}_k^{N_r}$ can be obtained from \mathbf{x}_0 and \mathcal{D}_N by a designed algorithm. If the initial state \mathbf{x}_0 is given, the optimal objective value $\tilde{J}_{k,\alpha_s}(\mathbf{x}_0, \mathcal{D}_N, \tilde{\mathcal{X}}_k^{N_r})$ and the optimal solution set $\tilde{U}_{k,\alpha_s}(\mathbf{x}_0, \mathcal{D}_N, \tilde{\mathcal{X}}_k^{N_r})$ are dependent on the dataset \mathcal{D}_N and sample set $\tilde{\mathcal{X}}_k^{N_r}$. Since \mathcal{D}_N and $\tilde{\mathcal{X}}_k^{N_r}$ are randomly generated, the optimal objective value $\tilde{J}_{k,\alpha_s}(\mathbf{x}_0, \mathcal{D}_N, \tilde{\mathcal{X}}_k^{N_r})$ is a random variable, and the optimal solution set $\tilde{U}_{k,\alpha_s}(\mathbf{x}_0, \mathcal{D}_N, \tilde{\mathcal{X}}_k^{N_r})$ is a random set.

In the sequel, we aim to delve into the following tasks:

- Utilizing the dataset \mathcal{D}_N to achieve a conditional probability density estimation;
- Designing a resampling-based algorithm with samples generated by the estimated probability density;
- Exploring whether the optimal objective value and the optimal solution set of the approximate problem $\tilde{\mathcal{P}}_{\alpha_s}^k(\mathbf{x}_0, \mathcal{D}_N, \tilde{\mathcal{X}}_k^{N_r})$ converges to those of the original problem $\mathcal{P}_\alpha^k(\mathbf{x}_0)$ as the number of sample goes to infinity;
- Investigating if the optimal solution of Problem $\tilde{\mathcal{P}}_{\alpha_s}^k(\mathbf{x}_0, \mathcal{D}_N, \tilde{\mathcal{X}}_k^{N_r})$ can be ensured within a bounded probability, given only finite samples available.

3.2 Conditional density estimation

We first introduce a conditional density estimation method, leveraging historical dataset \mathcal{D}_N . The conditional density estimation is pivotal for the design of our resampling algorithm. Inspired by [32], the weighted kernel density estimation can be applied to calculate the weights of samples. However, the weighted kernel density estimation is unreliable in high-dimensional problems [35]. This paper adapts the least-squares conditional density estimation method presented in [36–38] to this problem. Based on the conditional density estimation, we compute the samples yielding the probability distribution of the states and disturbances.

We use a function to denote the conditional probability density $p_{\mathbf{W}}^c(\mathbf{w} | \mathbf{x})$ as

$$\pi(\mathbf{x}, \mathbf{w}) := p_{\mathbf{W}}^c(\mathbf{w} | \mathbf{x}) = \frac{p(\mathbf{x}, \mathbf{w})}{p_{\mathbf{X}}(\mathbf{x})}. \quad (15)$$

$\pi(\mathbf{x}, \mathbf{w})$ expresses the essential that the conditional probability density is a function of \mathbf{x} and \mathbf{w} , which is called the *density ratio function*.

Let us define a basis function as

$$\boldsymbol{\phi}(\mathbf{x}, \mathbf{w}) := [\phi_1(\mathbf{x}, \mathbf{w}), \dots, \phi_b(\mathbf{x}, \mathbf{w})]^\top, \quad (16)$$

which is required to satisfy $\boldsymbol{\phi}(\mathbf{x}, \mathbf{w}) \geq \mathbf{0}^b$ for all $(\mathbf{x}, \mathbf{w}) \in \mathcal{X} \times \mathcal{W}$. With this basis function, we model the density

ratio function $\pi(\mathbf{x}, \mathbf{w})$ defined in (15) by a linear model as

$$\hat{\pi}_{\beta}(\mathbf{x}, \mathbf{w}) := \beta^{\top} \phi(\mathbf{x}, \mathbf{w}), \quad (17)$$

where $\beta := [\beta_1, \dots, \beta_b]^{\top}$ is the parameter vector to be learned from samples. Notice that we can adapt the model $\hat{\pi}_{\beta}(\mathbf{x}, \mathbf{w})$ to a kernel model by setting the basis function $\phi(\mathbf{x}, \mathbf{w})$ dependent on all samples in \mathcal{D}_N and choosing the basis function number $b = N$.

For a given basis function $\phi(\mathbf{x}, \mathbf{w})$ and a dataset \mathcal{D}_N , the objective is to optimize the linear coefficient β such that the density ratio function $\hat{\pi}_{\beta}(\mathbf{x}, \mathbf{w})$ closely approximates the conditional probability density $\pi(\mathbf{x}, \mathbf{w})$. To achieve this, a loss function is required for the optimization. Moreover, it requires that the estimated density $\hat{\pi}_{\beta}(\mathbf{x}, \mathbf{w})$ converges to the conditional probability density $\pi(\mathbf{x}, \mathbf{w})$, as the sample number approaches infinity.

With a dataset \mathcal{D}_N , let us define a sample-based loss function as

$$\hat{\mathcal{L}}_{\lambda}(\beta) := \beta^{\top} \hat{\mathbf{H}}\beta - 2\hat{\mathbf{h}}^{\top} \beta + \lambda \beta^{\top} \beta, \quad (18)$$

where

$$\hat{\mathbf{H}} := \frac{1}{N} \sum_{i=1}^N \int_{\mathcal{W}} \phi(\mathbf{x}_s^{(i)}, \mathbf{w}) \phi(\mathbf{x}_s^{(i)}, \mathbf{w})^{\top} d\mathbf{w}, \quad (19a)$$

$$\hat{\mathbf{h}}^{\top} := \frac{1}{N} \sum_{i=1}^N \phi(\mathbf{x}_s^{(i)}, \mathbf{w}_s^{(i)}). \quad (19b)$$

Based on the defined loss function in (18), the analytical solution of the learned parameter can be formulated as

$$\tilde{\beta} := \arg \min_{\beta \in \mathbb{R}^b} \hat{\mathcal{L}}_{\lambda}(\beta) = \left(\hat{\mathbf{H}} + \lambda \mathbf{I}_b \right)^{-1} \hat{\mathbf{h}}, \quad (20)$$

where \mathbf{I}_b is the b -dimensional identity matrix. With this learned parameter $\tilde{\beta}$ in (20), the *Least-Squares Conditional Density Estimation* (LS-CDE) is given as [38]

$$\hat{p}_{\mathbf{W}}^c(\mathbf{w}|\mathbf{x}) := \frac{\tilde{\beta}^{\top} \phi(\mathbf{x}, \mathbf{w})}{\int_{\mathcal{W}} \tilde{\beta}^{\top} \phi(\mathbf{x}, \mathbf{w}) d\mathbf{w}}. \quad (21)$$

The convergence of $\hat{p}_{\mathbf{W}}^c(\mathbf{w}|\mathbf{x})$ is given in [38, Theorem 1]. We briefly review the convergence analysis for the LS-CDE. Note that the learned parameter $\tilde{\beta}$ depends on the dataset \mathcal{D}_N and the coefficient λ . To link with the number of samples N , we re-denote this coefficient by λ_N . Let $\mu_{\mathbf{X}}$ be the probability measure on \mathcal{X} associated with $p_{\mathbf{X}}(\cdot)$ and $\mu_{\mathbf{W}}$ be finite Lebesgue measure \mathcal{W} . We use $\mu_{\mathbf{X}} \times \mu_{\mathbf{W}}$ to denote a product measure of $\mu_{\mathbf{X}}$ and $\mu_{\mathbf{W}}$. [38, Theorem 1] is summarized as the following lemma.

Lemma 1 *As $N \rightarrow \infty$, if $\lambda_N \rightarrow 0$ with $\lambda_N^{-1} = o(n^{2/(2+\gamma)})$, $\gamma \in (0, 2)$, then*

$$\|\hat{\pi}_{\beta} - \pi\|_2 = \mathcal{O}_p(\lambda_N^{1/2}), \quad (22)$$

where $\|\cdot\|_2$ is the $L_2(\mu_{\mathbf{X}} \times \mu_{\mathbf{W}})$ -norm, and \mathcal{O}_p is the asymptotic order in probability.

Based on the LS-CDE $\hat{p}_{\mathbf{W}}^c(\mathbf{w}|\mathbf{x})$, an approximation of the probability $\mathbb{P}_k(\boldsymbol{\theta}_k, \mathbf{x}_0)$ in (7) can be formulated as

$$\hat{\mathbb{P}}_k(\boldsymbol{\theta}, \mathbf{x}_0, \mathcal{D}_N) := \int_{\mathcal{X}} \mathbb{I}_1(q(\mathbf{x}_k, \boldsymbol{\theta})) \hat{p}_{\mathbf{X}_k}^c(\mathbf{x}_k|\mathbf{x}_0) d\mathbf{x}_k, \quad (23)$$

where $\hat{p}_{\mathbf{X}_k}^c(\mathbf{x}_k|\mathbf{x}_0)$ is the estimated probability density of \mathbf{x}_k conditioned on \mathbf{x}_0 when using the LS-CDE $\hat{p}_{\mathbf{W}}^c(\mathbf{w}|\mathbf{x})$ instead of the actual condition density $p_{\mathbf{W}}^c(\mathbf{w}|\mathbf{x})$ (which is likely unknown in practice). Note that we can choose the basis function $\phi(\cdot)$ in (16), e.g. a Gaussian function, to ensure $\hat{p}_{\mathbf{X}_k}^c(\mathbf{x}_k|\mathbf{x}_0)$ satisfying Assumption 2.

3.3 Resampling-based probabilistic reachable sets

Leveraging the estimated conditional probability density, we next propose a recursive algorithm designed to generate the predicted scenario set at each time k . Then, this dataset is used to solve the approximate problem, thereby computing probabilistic reachable sets of stochastic states.

Starting from \mathbf{x}_0 , we first extract N_r samples from \mathcal{W} according to the LS-CDE $\hat{p}_{\mathbf{W}}^c(\mathbf{w}|\mathbf{x})$ as follows:

$$\tilde{\mathbf{W}}_0 := \left\{ \tilde{\mathbf{w}}_0^{(i)} \right\}_{i=1}^{N_r}, \quad \tilde{\mathbf{w}}_0^{(i)} \sim \hat{p}_{\mathbf{W}}^c(\mathbf{w}|\mathbf{x}_0). \quad (24)$$

The predicted scenarios at $k = 1$ are then computed by

$$\tilde{\mathbf{x}}_1^{(i)} = f(\mathbf{x}_0, \tilde{\mathbf{w}}_0^{(i)}), \quad i = 1, \dots, N_r, \quad (25)$$

which gives the predicted scenario set of $\tilde{\mathbf{x}}_1^{(i)}$ as

$$\tilde{\mathcal{X}}_1 := \left\{ \tilde{\mathbf{x}}_1^{(i)} \right\}_{i=1}^{N_r}. \quad (26)$$

For time $k > 1$, we extract N_r samples from \mathcal{W} by

$$\tilde{\mathcal{W}}_{k-1} := \left\{ \tilde{\mathbf{w}}_{k-1}^{(i)} \right\}_{i=1}^{N_r}, \quad \tilde{\mathbf{w}}_{k-1}^{(i)} \sim \hat{p}_{\mathbf{W}}^c(\mathbf{w}|\tilde{\mathbf{x}}_{k-1}^{(i)}), \quad (27)$$

and the predicted scenarios at k are consequently computed from $\tilde{\mathcal{W}}_{k-1}$ by

$$\tilde{\mathbf{x}}_k^{(i)} = f(\tilde{\mathbf{x}}_{k-1}^{(i)}, \tilde{\mathbf{w}}_{k-1}^{(i)}), \quad i = 1, \dots, N_r, \quad (28)$$

which forms the predicted scenario set $\tilde{\mathcal{X}}_k^{N_r}$ as in (12) for $k > 1$.

Algorithm 1 Resampling-based probabilistic reachable sets.

Inputs: data set \mathcal{D}_N , initial state \mathbf{x}_0 , probability level α_s , predictive horizon T ;
Establish the basis function $\phi(\mathbf{x}, \mathbf{w})$ in (16) and compute the parameter $\tilde{\beta}$ by (20);
 $k \leftarrow 1$;
while $k < T$ **do**
 if $k = 1$ **then**
 Sample $\tilde{\mathbf{W}}_{k-1}$ by (24);
 Compute the predicted scenario $\tilde{\mathbf{x}}_k$ by (25);
 Obtain the predicted scenario set $\tilde{\mathcal{X}}_1^{N_r}$;
 else
 Sample $\tilde{\mathbf{W}}_{k-1}$ by (27) and also based on the predicted scenario $\tilde{\mathbf{x}}_k$ by (28);
 Obtain the predicted scenario set $\tilde{\mathcal{X}}_k^{N_r}$;
 end if
 Solve problem $\tilde{\mathcal{P}}_{\alpha_s}^k(\mathbf{x}_0, \mathcal{D}_N, \tilde{\mathcal{X}}_k^{N_r})$ to obtain θ_k ;
 $k \leftarrow k + 1$;
end while
Output: $\theta_1, \dots, \theta_T$

Finally, the resampling-based algorithm to obtain probabilistic reachable sets is summarized in Algorithm 1.

3.4 Almost uniform convergence

The solutions of problem $\tilde{\mathcal{P}}_{\alpha_s}^k(\mathbf{x}_0, \mathcal{D}_N, \tilde{\mathcal{X}}_k^{N_r})$ might deviate from the solutions of problem $\mathcal{P}_{\alpha}^k(\mathbf{x}_0)$ due to that

- (a) The sample set $\tilde{\mathcal{X}}_k^{N_r}$ is extracted based on the LS-CDE $\hat{p}_{\tilde{\mathbf{W}}_k}^c(\mathbf{w}_k|\mathbf{x}_k)$ instead of the actual conditional probability density $p_{\tilde{\mathbf{W}}_k}^c(\mathbf{w}_k|\mathbf{x}_k)$ as it is unknown;
- (b) The constraint (14) in the approximate problem $\tilde{\mathcal{P}}_{\alpha_s}^k(\mathbf{x}_0, \mathcal{D}_N, \tilde{\mathcal{X}}_k^{N_r})$ is discrete approximation of the probability integral.

In the following, we give two theoretical results of almost uniform convergence for problem $\tilde{\mathcal{P}}_{\alpha_s}^k(\mathbf{x}_0, \mathcal{D}_N, \tilde{\mathcal{X}}_k^{N_r})$. We first establish that the approximate constraint (14) converges to the original constraint outlined in (8) with probability 1 as the number of samples approaches infinity. Subsequently, we demonstrate that the set of optimal solutions for the approximate problem $\tilde{\mathcal{P}}_{\alpha_s}^k(\mathbf{x}_0, \mathcal{D}_N, \tilde{\mathcal{X}}_k^{N_r})$ also converges to a subset of the optimal solution set for the original problem $\mathcal{P}_{\alpha}^k(\mathbf{x}_0)$ with probability 1 as the number of samples approaches infinity.

First, we present the almost uniform convergence of the approximate constraint (14) in the following theorem.

Theorem 1 *Suppose that Assumptions 1 and 2 hold. Consider that $\lambda_N \rightarrow 0$ with $\lambda_N^{-1} = o(N^{2/(2+\gamma)})$, $\gamma \in (0, 2)$ as $N \rightarrow \infty$. Then,*

$$\sup_{\theta \in \Theta_c, \mathbf{x}_0 \in \mathcal{X}_c} \left| \tilde{\mathbb{P}}_k(\theta, \mathbf{x}_0, \mathcal{D}_N, \tilde{\mathcal{X}}_k^{N_r}) - \mathbb{P}_k(\theta, \mathbf{x}_0) \right| \rightarrow 0, \quad (29)$$

with probability 1 as $N, N_r \rightarrow \infty$, where Θ_c is any compact subset of $\Theta \subseteq \mathbb{R}^{n_\theta}$, and for any $\epsilon > 0$, there exists a subset $\mathcal{X}_c \subseteq \mathcal{X}$ such that $\mu_{\mathbf{X}}(\mathcal{X} \setminus \mathcal{X}_c) < \epsilon$.

PROOF. The proof can be found in Appendix A. \square

Theorem 1 shows that the approximate constraint (14) converges uniformly on any compact set of θ and a subset of \mathcal{X} with probability measure sufficiently close to 1.

We next give the almost uniform convergence of the proposed resampling-based approximate method as summarized in Algorithm 1 for problem $\tilde{\mathcal{P}}_{\alpha_s}^k(\mathbf{x}_0, \mathcal{D}_N, \tilde{\mathcal{X}}_k^{N_r})$.

Theorem 2 *Suppose that Assumptions 1 and 2 hold. Assume that Θ is compact and $\lambda_N \rightarrow 0$ with $\lambda_N^{-1} = o(n^{2/(2+\gamma)})$, $\gamma \in (0, 2)$ as $N \rightarrow \infty$. Then, for every $\epsilon > 0$ and if $k < \infty$, there exists a subset $\mathcal{X}_c \subseteq \mathcal{X}$ such that $\mu_{\mathbf{X}}(\mathcal{X} \setminus \mathcal{X}_c) < \epsilon$,*

$$\sup_{\mathbf{x}_0 \in \mathcal{X}_c} \left| \tilde{J}_{k,\alpha}(\mathbf{x}_0, \mathcal{D}_N, \tilde{\mathcal{X}}_k^{N_r}) - J_{k,\alpha}^*(\mathbf{x}_0) \right| \rightarrow 0, \quad (30)$$

and

$$\sup_{\mathbf{x}_0 \in \mathcal{X}_c} \mathbb{D} \left(\tilde{U}_{k,\alpha}(\mathbf{x}_0, \mathcal{D}_N, \tilde{\mathcal{X}}_k^{N_r}), U_{k,\alpha}(\mathbf{x}_0) \right) \rightarrow 0, \quad (31)$$

with probability 1 as $N, N_r \rightarrow \infty$, where

$$\mathbb{D}(Z_1, Z_2) := \sup_{z \in Z_1} \inf_{z' \in Z_2} \|z - z'\|$$

is the deviation of set Z_1 from set Z_2 .

PROOF. The proof can be found in Appendix B. \square

Theorem 2 exhibits that the optimal solution set of the resampling-based approximation converges to a subset of the original problem for \mathbf{x}_0 on a set that could be a sufficiently large subset of \mathcal{X} .

3.5 Probabilistic feasibility with finite samples

Theorem 2 demonstrates that the optimal solution of problem $\mathcal{P}_{\alpha}^k(\mathbf{x}_0)$ can be achieved by solving problem $\tilde{\mathcal{P}}_{\alpha_s}^k(\mathbf{x}_0, \mathcal{D}_N, \tilde{\mathcal{X}}_k^{N_r})$, provided that the sample numbers $N, N_r \rightarrow \infty$. However, from the practical point of view,

² Notice that we choose the same notation \mathcal{X}_c for different cases since it can be easily proved that we could always find a common part that can be extended to the one with probability measure sufficiently close to 1 due to the assumption that the probability density is positive everywhere.

we can only have a finite number of samples. Thus, it becomes crucial to evaluate the viability of the approximate solution, derived with finite samples. In the following, we discuss the theoretical result for the resampling-based approximation with only finite N and N_r .

Theorem 3 *Suppose that Assumptions 1 and 2 hold. Assume that Θ is compact. If $\exists \bar{N}$, $N > \bar{N}$, there exists a confidence level $\alpha_s \in [0, \alpha)$ such that*

$$\bar{M} = \inf_{\theta \in \Theta, \mathbf{x}_0 \in \mathcal{X}_c} M(\theta, \mathbf{x}_0) > 0, \quad (32)$$

where

$$M(\theta, \mathbf{x}_0) := \mathbb{P}_k(\theta, \mathbf{x}_0) - \widehat{\mathbb{P}}_k(\theta, \mathbf{x}_0, \mathcal{D}_N) + (\alpha - \alpha_s). \quad (33)$$

For any $\mathbf{x}_0 \in \mathcal{X}_c$, denote $\theta_k^y(\mathbf{x}_0)$ such that $\theta_k^y(\mathbf{x}_0) \notin \Theta_{k,\alpha}(\mathbf{x}_0)$. Then,

$$\sup_{\mathbf{x}_0 \in \mathcal{X}_c} \Pr \left\{ \theta_k^y(\mathbf{x}_0) \in \tilde{\Theta}_{k,\alpha_s}(\mathbf{x}_0, \mathcal{D}_N, \tilde{\mathcal{X}}_k^{N_r}) \right\} \leq \exp \left\{ -2N_r \bar{M}^2 \right\}. \quad (34)$$

Here, for any $\epsilon > 0$, there is a subset of \mathcal{X} such that $\mu_{\mathbf{X}}(\mathcal{X} \setminus \mathcal{X}_c) < \epsilon$.

PROOF. The proof can be found in Appendix C. \square

Theorem 3 reveals that the proposed approximation with finite samples has a bounded probability of leading an infeasible solution. The probability bound requires sufficient samples to ensure the accuracy of the LS-CDE and a slightly smaller threshold $\alpha_s < \alpha$ to ensure constraint satisfaction. The explicit bound of the sample number for LS-CDE regarding the choice of α_s is not given here, which is left for future work.

4 Example

4.1 Description

Consider the nonlinear model of air charging and engine speed dynamics in an engine powertrain system as introduced in [39]. We use the Euler discretization with a sample step of 0.02 s to obtain a discrete-time engine powertrain model as

$$\begin{bmatrix} x_{1,k+1} \\ x_{2,k+1} \end{bmatrix} = \begin{bmatrix} x_{1,k} \\ x_{2,k} \end{bmatrix} + 0.02 \begin{bmatrix} f_1(\mathbf{x}_k, \mathbf{w}_k) \\ f_2(\mathbf{x}_k, \mathbf{w}_k) \end{bmatrix},$$

where $\mathbf{x}_k = [x_{1,k} \ x_{2,k}]^\top$, $\mathbf{w}_k = [w_{1,k} \ w_{2,k}]^\top$ and

$$\begin{aligned} f_1(\mathbf{x}_k, \mathbf{w}_k) &= 5(\sqrt{10 - x_{1,k}} - w_{1,k}x_{1,k}x_{2,k}), \\ f_2(\mathbf{x}_k, \mathbf{w}_k) &= \sin(w_{2,k}0.02k). \end{aligned}$$

For notation simplicity, we use $\mathbf{x} := [x_1 \ x_2]^\top$ to represent the state without labeling time index k . The historical observation set \mathcal{D}_N is generated i.i.d. from $\mathcal{X} \times \mathcal{W}$ according to

$$p(\mathbf{x}, \mathbf{w}) = \frac{1}{4\pi^2 \sqrt{\det(\Sigma)}} \exp \left\{ -\frac{1}{2} \mathbf{z}^\top \Sigma^{-1} \mathbf{z} \right\},$$

where

$$\mathbf{z} = \begin{bmatrix} x_1 - 2.2473 \\ x_2 - 5.3955 \\ w_1 - 0.5 - 0.1 \sin \left(\pi \sqrt{0.5x_1^2 + 0.25x_2^2} \right) \\ w_2 - \pi - 0.25\pi \sin \left(\pi \sqrt{0.15x_1^2 + 0.35x_2^2} \right) \end{bmatrix},$$

$$\Sigma = \begin{bmatrix} 0.9594 & 0 & 0 & 0 \\ 0 & 0.2306 & 0 & 0 \\ 0 & 0 & \sigma_3(\mathbf{x}) & 0 \\ 0 & 0 & 0 & \sigma_4(\mathbf{x}) \end{bmatrix},$$

$$\sigma_3(\mathbf{x}) = 0.15 + 0.025 \cos \left(\pi \sqrt{0.75x_1^2 + 0.15x_2^2} \right),$$

$$\sigma_4(\mathbf{x}) = 0.3\pi + 0.1\pi \cos \left(\pi \sqrt{0.1x_1^2 + 0.6x_2^2} \right).$$

For every \mathbf{x} , the conditional probability density of \mathbf{w} is

$$p_{\mathbf{X}}^c(\mathbf{w}|\mathbf{x}) = \frac{1}{2\pi \sqrt{\det(\tilde{\Sigma})}} \exp \left\{ -\frac{1}{2} \tilde{\mathbf{z}}^\top \tilde{\Sigma}^{-1} \tilde{\mathbf{z}} \right\},$$

where

$$\tilde{\mathbf{z}} = \begin{bmatrix} w_1 - 0.5 - 0.1 \sin \left(\pi \sqrt{0.5x_1^2 + 0.25x_2^2} \right) \\ w_2 - \pi - 0.25\pi \sin \left(\pi \sqrt{0.15x_1^2 + 0.35x_2^2} \right) \end{bmatrix},$$

$$\tilde{\Sigma}_{\mathbf{x}} = \begin{bmatrix} \sigma_3(\mathbf{x}) & 0 \\ 0 & \sigma_4(\mathbf{x}) \end{bmatrix}.$$

With this example, we compare the performance of the following methods:

- **Proposed:** the method proposed in this paper;
- **Scenario:** scenario approach-based method [2, 40];
- **SCA:** sample-based continuous approximation [3].

Scenario and **SCA** solve problem $\vec{\mathcal{P}}_{\alpha_s}^1(\mathbf{x}_0, \mathcal{D}_N^{\mathbf{W}})$ at each time k by constructing $\mathcal{D}_N^{\mathbf{W}}$ directly from samples $\mathbf{w}_s^{(i)}$, $i = 1, \dots, N$ in \mathcal{D}_N . **Scenario** takes $\alpha_s = 0$. **SCA** takes α_s slightly smaller than α and the indicator function is replaced by its smooth approximation.

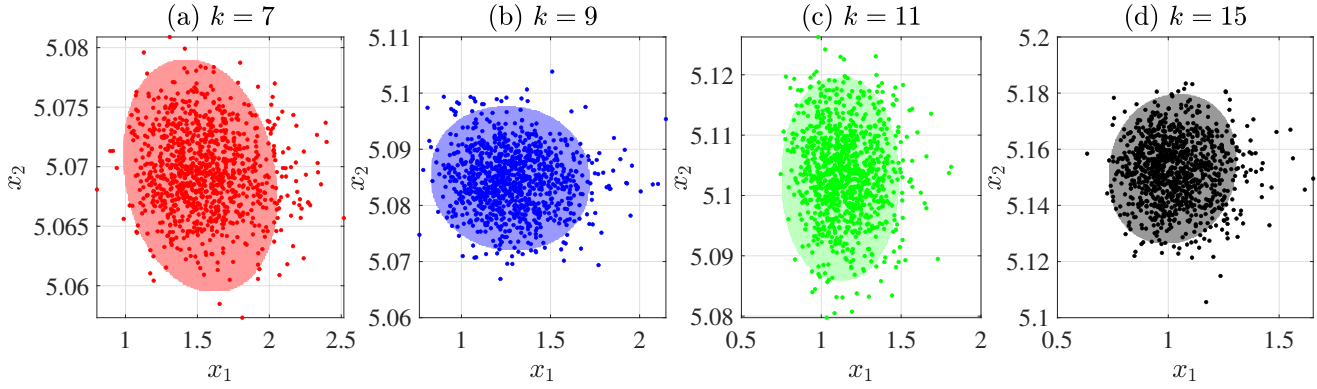


Fig. 2. The confidence regions obtained by **Proposed** with $N = 1000$, $N_r = 500$, $d = 2$, $\alpha_s = 0.185$: (a) $t = 7$; (b) $t = 9$; (c) $t = 11$; (d) $t = 15$. Here, the points are the data. The colored regions are the obtained confidence regions.

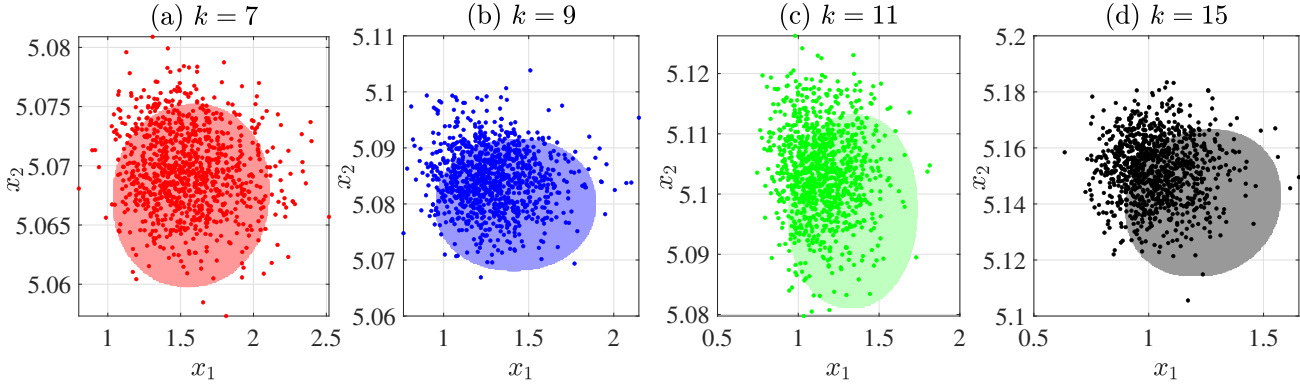


Fig. 3. The confidence regions obtained by **SCA** with $N_r = 500$, $d = 2$, $\alpha_s = 0.185$, $\mu = 15$: (a) $t = 7$; (b) $t = 9$; (c) $t = 11$; (d) $t = 15$. Here, the points are the data. The colored regions are the obtained confidence regions.

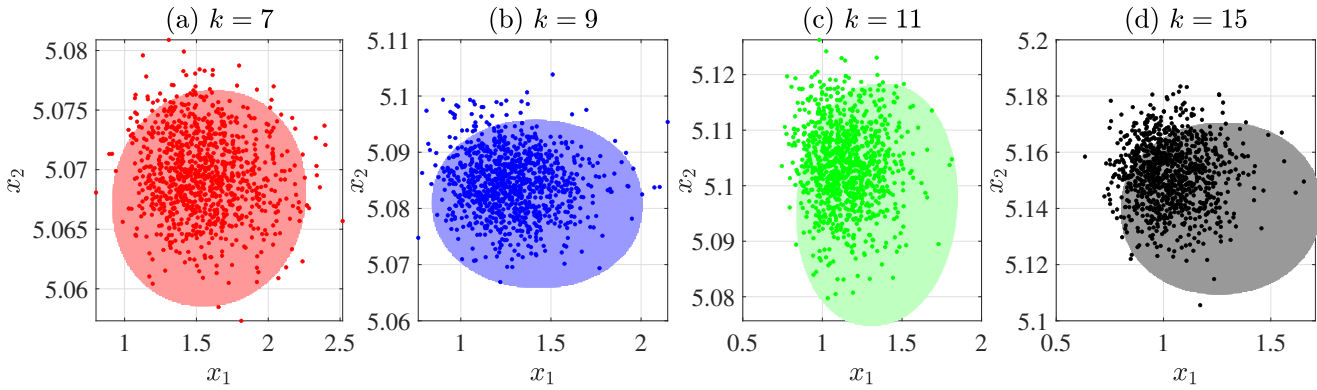


Fig. 4. The confidence regions obtained by **Scenario** with $N_r = 500$, $d = 2$: (a) $t = 7$; (b) $t = 9$; (c) $t = 11$; (d) $t = 15$. Here, the points are the data. The colored regions are the obtained confidence regions.

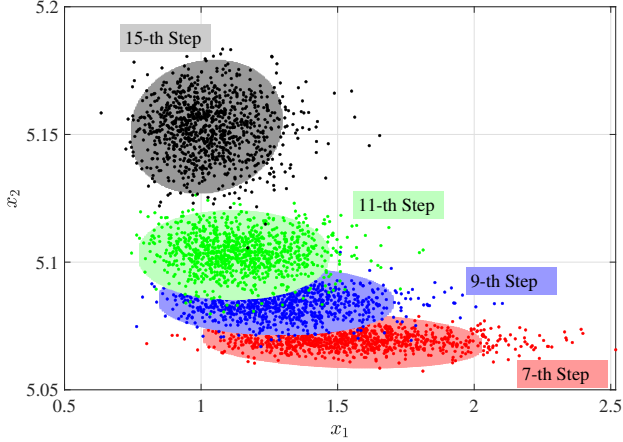


Fig. 5. The confidence regions obtained by **Proposed** with $N = 1000$, $N_r = 500$, $d = 2$, $\alpha_s = 0.185$. Integration of Fig. 2. Here, the points are the data. The colored regions are the obtained confidence regions.

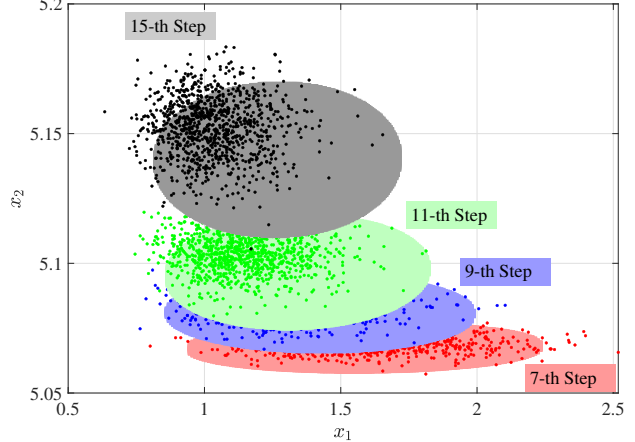


Fig. 7. The confidence regions obtained by **Scenario** with $N_r = 500$, $d = 2$. Integration of Fig. 4. Here, the points are the data. The colored regions are the obtained confidence regions.

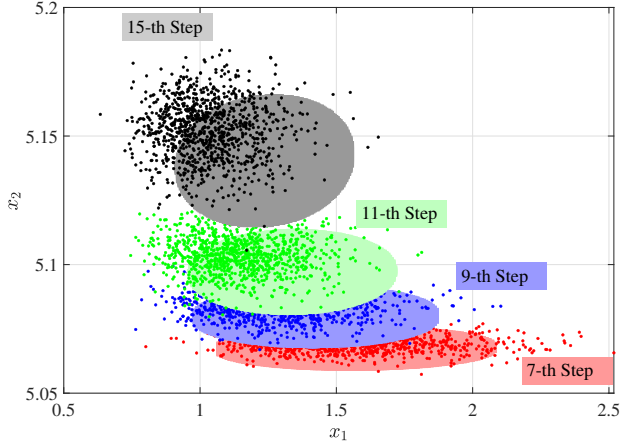


Fig. 6. The confidence regions obtained by **SCA** with $N_r = 500$, $d = 2$, $\alpha_s = 0.185$. Integration of Fig. 3. Here, the points are the data. The colored regions are the obtained confidence regions.

4.2 Results and discussions

The initial state is set as $\mathbf{x}_0 = [3.3767 \ 5.0524]^\top$. The desired probability level for the confidence region is set as $\alpha = 0.2$. For **Proposed**, the number of samples for learning LS-CDE is chosen as $N = 1000$. For each method, the number of samples N_r for probabilistic constraint approximation is chosen from the set $\{100, 200, 500, 800, 1000\}$. For **Proposed** and **SCA**, the risk level is chosen as $\alpha_s = 0.185$, which is slightly smaller than the required confidence level $\alpha = 0.2$ to preserve the probabilistic feasibility.

Figs. 2, 3, and 4 illustrate the confidence regions at time $k = 7, 9, 11, 15$ by **Proposed**, **SCA**, and **Scenario**, respectively. Additionally, Figs. 5, 6, and 7 integrated the plots in (a), (b), (c), and (d) of Figs. 2, 3, and 4. As

time k increases, the confidence regions determined by **SCA** and **Scenario** start to diverge from the observed data points. This divergence, attributed to their disregard for the conditional probability density of \mathbf{w}_k , becomes increasingly pronounced over time. In contrast, **Proposed**, which accounts for the conditional probability density of \mathbf{w}_k , maintains closely aligned confidence regions with the observed data points. Notably, **Scenario** produces significantly larger confidence regions compared to **SCA** and **Proposed**, resulting from its conservative approach of encompassing all training data points within the region, thereby exceeding the necessary confidence level.

An extensive statistical evaluation was conducted by executing Monte-Carlo simulations for three methods. Each method underwent 1000 Monte-Carlo runs, with a randomly generated initial state \mathbf{x}_0 . From these 1000 Monte-Carlo runs, we accessed the violation probability \Pr_{vio} as the probability of having $\Pr\{\mathbf{X}_k \in \mathcal{V}(\boldsymbol{\theta}_k, d)\} < 1 - \alpha$, and the expected risk level $\mathbb{E}\{\alpha\}$ as the mean value of $1 - \Pr\{\mathbf{X}_k \in \mathcal{V}(\boldsymbol{\theta}_k, d)\}$. A \Pr_{vio} value close to zero and an $\mathbb{E}\{\alpha\}$ close to 0.2 indicate that the obtained confidence region closely matches the desired performance.

Tables 2 and 3 report the comparison results of three methods with the degree $d = 2$ for time $k = 11$ and $k = 15$, respectively. **Scenario** yields the obtained optimal values significantly higher than those of the other two methods, which aligns with the results of having larger confidence regions as shown in Figs. 4 and 7. However, **Scenario** fails to achieve a conservative $\mathbb{E}\{\alpha\}$, deviating from the ideal being close to zero. This is due to its disregard for the conditional probability density in data sampling, leading to sample-based constraints deviating from the no-biased approximations. Such approximations result in biased confidence regions, inadequately addressing risk even with a large confidence region. The

Table 2
Statistical analysis of the performance (mean). Results of 1000 trials are reported ($d = 2, k = 11$).

Methods	N_r	$\log \det M^{-1}(\theta_k)$	\Pr_{vio}	$\mathbb{E}\{\alpha\}$
Scenario	100	0.7764	0.079	0.197
	200	0.7901	0.031	0.176
	500	0.8411	0	0.160
	800	0.9142	0	0.132
	1000	1.1214	0	0.102
SCA	100	-0.5383	1	0.470
	200	-0.4239	1	0.374
	500	-0.3764	1	0.356
	800	-0.3443	1	0.353
	1000	-0.3391	1	0.354
Proposed	100	-0.4588	0.068	0.195
	200	-0.3856	0.055	0.191
	500	-0.3312	0.002	0.186
	800	-0.2922	0.000	0.185
	1000	-0.2814	0.000	0.181

Table 3
Statistical analysis of the performance (mean). Results of 1000 trials are reported ($d = 2, k = 15$).

Methods	N_r	$\log \det M^{-1}(\theta_k)$	\Pr_{vio}	$\mathbb{E}\{\alpha\}$
Scenario	100	0.7985	1	0.256
	200	0.8146	1	0.253
	500	0.9446	0.827	0.236
	800	1.0782	0.271	0.196
	1000	1.1837	0.037	0.184
SCA	100	-0.3471	1	0.527
	200	-0.2833	1	0.517
	500	-0.0756	1	0.511
	800	-0.0510	1	0.425
	1000	-0.0357	1	0.392
Proposed	100	-0.2706	0.056	0.193
	200	-0.2609	0.045	0.192
	500	-0.2573	0.007	0.188
	800	-0.2349	0.000	0.185
	1000	-0.2272	0.00	0.183

biased sample-based approximation also adversely affects **SCA**. Despite obtaining significantly smaller confidence regions than **Scenario**, **SCA** encounters high violation probabilities of observed data falling outside these regions. This discrepancy amplifies as time k increases.

Conversely, **Proposed** effectively mitigates this bias through the implementation of the LS-CDE and the designed resampling strategy. The proposed resampling strategy ensures that the sample-based approximation aligns closely with the original problem as proved by Theorem 2. Consequently, as reported in Tables 2 and 3, with **Proposed**, the obtained violation probabilities \Pr_{vio} are close to zero and the expected risk levels $\mathbb{E}\{\alpha\}$ are around $\alpha_s = 0.185$ being indeed close to the desired value of 0.2.

5 Conclusions

In this paper, we have proposed a novel method to compute probabilistic reachable sets of future state trajectories of a stochastic nonlinear system with contextual uncertainties as a minimum-volume polynomial sublevel set with chance constraints. The contextual uncertainties obey the probability density conditioned on the current state. The probabilistic reachable sets can be obtained by solving a stochastic optimization problem. However, the formulated problem cannot be directly solved by the existing sample-based approximate method due to their disregard for conditional probability densities.

To tackle this issue, we propose a resampling-based approximation of the original problem. First, the least-square conditional density estimation is implemented to learn the conditional probability density. Then, based on the estimated conditional density, we design a resampling strategy to obtain new samples for approximating the original problem. As theoretical results, we have proved the almost uniform convergence of the sample-based approximation, showing that the proposed sample-based approximation gives the optimal solution consistent with the original ones under the condition of sufficient data samples. Through a numerical example, we benchmark the proposed method against two existing methods, demonstrating its ability to rectify the bias inherent in sample-based approximations that neglect conditional probability density. As one future work, probabilistic reachable sets obtained in this paper will be applied into developing stochastic model predictive control for safety-critical systems.

Acknowledgements

Dr Ye Wang acknowledges support from the Australian Research Council via the Discovery Early Career Researcher Award (DE220100609).

References

- [1] S. Haesaert, P.M. Van denHof, and A. Abate, "Data-driven and model-based verification via Bayesian identification and reachability analysis." *Automatica*, vol. 79, pp. 115–126, 2017.

- [2] X. Shen, T. Ouyang, Y. Zhang, X. Zhang, "Computing probabilistic bounds on state trajectories for uncertain systems." *IEEE Transactions on Emerging Topics in Computational Intelligence*, vol. 7, no. 1, pp. 285 - 290, 2023.
- [3] X. Shen, "Sample-based continuous approximation for computing probabilistic boundary of future state trajectory in uncertain dynamical systems." *IEEE Transactions on Emerging Topics in Computational Intelligence*, early access, DOI: 10.1109/TETCI.2023.3332558.
- [4] F. Mirko and T. Alamo. "Probabilistic reachable and invariant sets for linear systems with correlated disturbance." *Automatica*, vol. 132, 109808, 2021.
- [5] T. Bloemers, T. Oomen, and R. Toth, "Frequency response data-driven LPV controller synthesis for mimo systems." *IEEE Control Systems Letters*, vol. 6, pp. 2264–2269, 2022.
- [6] A. Karimi and C. Kammer, "A data-driven approach to robust control of multivariable systems by convex optimization." *Automatica*, vol. 85, pp. 227–233, 2017.
- [7] M. Zanon and S. Gros, "Safe reinforcement learning using robust MPC." *IEEE Transactions on Automatic Control*, vol. 66, no. 8, pp. 3638–3652, 2021.
- [8] P. Akella and A. Ames, "A barrier-based scenario approach to verifying safety-critical systems." *IEEE Robotics and Automation Letters*, vol. 7, no. 4, pp. 11062 – 11069, 2022.
- [9] Y. Wan, T. Keviczky, M. Verhaegen, and F. Gustafsson, "Data-driven robust receding horizon fault estimation." *Automatica*, vol. 71, pp. 210–221, 2016.
- [10] F. Dabbene, D. Henrion, C. Lagoa, and P. Shcherbakov, "Randomized approximations of the image set of nonlinear mappings with applications to filtering." *IFAC-PapersOnLine*, vol. 48, no. 14, pp. 37–42, 2015.
- [11] G. Calafiore and M. C. Campi, "The scenario approach to robust control design." *IEEE Transactions on Automatic Control*, vol. 51, no. 5, pp. 742–753, 2006.
- [12] X. Shen, T. Ouyang, N. Yang, J. Zhuang, "Sample-based neural approximation approach for probabilistic constrained programs," *IEEE Transactions on Neural Networks and Learning Systems*, vol. 34, no. 2, pp. 1058-1065, 2023.
- [13] M. Campi, G. Calafiore, and S. Garatti, "Interval predictor models: identification and reliability." *Automatica*, vol. 45, no. 2, pp. 382–392, 2009.
- [14] K. Margellos, P. Goulart, and J. Lygeros, "On the road between robust optimization and the scenario approach for chance constrained optimization problems." *IEEE Transactions on Automatic Control*, vol. 59, no. 8, pp. 2258–2263, 2014.
- [15] T. Alamo, J. M. Bravo, M. J. Redondo, and E. F. Camacho, "A set-membership state estimation algorithm based on DC programming." *Automatica*, vol. 44, pp. 216–224, 2008.
- [16] M. Kishida and R. B. Braatz, "Ellipsoidal bounds on state trajectories for discrete-time systems with linear fractional uncertainties." *Optim. Eng.*, vol. 16, pp. 695–711, 2015.
- [17] M. Campi and S. Garatti, "A sampling-and-discarding approach to chance-constrained optimization: feasibility and optimality." *Journal of Optimization Theory and Applications*, vol. 148, no. 2, pp. 257–280, 2011.
- [18] S. Garatti and M. Campi, "Risk and complexity in scenario optimization." *Mathematical Programming*, vol. 191, pp. 243–279, 2022.
- [19] L. Romao, A. Papachristodoulou, and K. Margellos, "On the exact feasibility of convex scenario programs with discarded constraints." *IEEE Transactions on Automatic Control*, vol. 68, no. 4, pp. 1986–2001, 2022.
- [20] J. Luedtke and S. Ahmed, "A sample approximation approach for optimization with probabilistic constraints." *SIAM Journal on Optimization*, vol. 19, no. 2, pp. 674-699, 2008.
- [21] X. Shen and S. Ito, "Approximate methods for solving chance-constrained linear programs in probability measure space." *Journal of Optimization Theory and Applications*, early access, DOI: 10.1007/s10957.023.02342.w.
- [22] A. Magnani, S. Lall, and S. Boyd, "Tractable fitting with convex polynomials via sum-of-squares," in *44th IEEE Conference on Decision and Control, and the European Control Conference*, 2005.
- [23] C. Chen and O. Mangasarian, "Smoothing methods for convex inequalities and linear complementarity problems." *Mathematical Programming*, vol. 71, no. 1, pp. 51–69, 1995.
- [24] A. Geletu, A. Hoffmann, M. Kloppel, and P. Li, "An inner-outer approximation approach to chance constrained optimization." *SIAM Journal on Optimization*, vol. 27, no. 3, pp. 1834–1857, 2017.
- [25] A.N. Shiryaev, *Probability*, 2nd ed. Springer, 1996.
- [26] A. Arrigo et al., "Wasserstein distributionally robust chance-constrained optimization for energy and reserve dispatch: An exact and physically-bounded formulation." *European Journal of Operational Research*, vol. 296, no. 1, pp. 304-322, 2022.
- [27] G. Biau, "Analysis of a random forests model," *Journal of Machine Learning Research*, vol. 13, pp. 1063–1095, 2012.
- [28] M. Doring, L. Gyorfi, and H. Walk, "Rate of convergence of k-nearest-neighbor classification rule," *Journal of Machine Learning Research*, vol. 18, pp. 8485–8500, 2017.
- [29] M. Capinski and E. Kopp, *Measure, Integral, and Probability*, Springer-Verlag, London, 2004.
- [30] O. Hernandez-Lerma and J. Lasserre, *Discrete-Time Markov Control Processes: Basic Optimality Criteria*, Springer, 1996.
- [31] K. Kozhasov and J.B. Lasserre, "Nonnegative forms with sublevel sets of minimal volume." *Mathematical Programming*, vol. 193, pp. 485-498, 2022.
- [32] H. Rahimian and B. Pagnoncelli, "Data-driven approximation of contextual chance-constrained stochastic programs." *SIAM Journal on Optimization*, vol. 33, no. 3, pp. 2248–2274, 2023.
- [33] A. Pena-Ordieres, J.R. Luedtke, and A. Wachter, "Solving chance-constrained problems via a smooth sample-based nonlinear approximation." *SIAM Journal on Optimization*, vol. 30, no. 3, pp. 2221-2250, 2020.
- [34] A. Kibzun and Y. Kan, "Stochastic Programming Problems with Probability and Quantile Functions." *Journal of the Operational Research Society*, vol. 48, pp. 846-856, 1997.
- [35] R.C.L. Wolff, Q. Yao, and P. Hall, "Methods for estimating a conditional distribution function." *Journal of the American Statistical Association*, vol. 94, no. 445, pp. 154 - 163, 1999.
- [36] M. Sugiyama, T. Suzuki, S. Nakajima, H. Kashima, P. vonBunau, and M. Kawanabe, "Direct importance estimation for covariate shift adaptation." *Annals of the Institute of Statistical Mathematics*, vol. 60, pp. 699 - 746, 2008.
- [37] T. Kanamori, S. Hido, and M. Sugiyama, "A least-squares approach to direct importance estimation." *Journal of Machine Learning Research*, vol. 10, pp. 1391-1445, 2009.
- [38] M. Sugiyama, I. Takeuchi, t. Suzuki, T. Kanamori, H. Hachiya, and D. Okanohara, "Least-squares conditional density estimation." *IEICE Transactions on Information and Systems*, vol. E93-D, no. 3, pp. 583 - 594, 2010.

- [39] M. Kang and T. Shen, "Receding horizon online optimization for torque control of gasoline engines." *ISA Trans. J. Autom.*, vol. 65, pp. 371-383, 2016.
- [40] M. Campi and S. Garatti, "The exact feasibility of randomized solutions of uncertain convex programs." *SIAM Journal on Optimization*, vol. 19, no. 3, pp. 1211-1230, 2008.
- [41] B.P. Carlin, N.G. Polson, and D.S. Stoffer, "A Monte Carlo approach to nonnormal and nonlinear state-space modeling." *Journal of the American Statistical Association*, vol. 87, no. 418, pp. 493-500, 1992.
- [42] R. Wheeden, A. Zygmund, *Measure and Integral: An Introduction to Real Analysis*, CRC Press, Boca Raton, 1977.
- [43] D. Williams, *Probability with Martingales*, Cambridge University Press, New York, 1991.
- [44] P. Billingsley, *Convergence of probability measures*, John Wiley & Sons, 1999.
- [45] W. Hoeffding, "Probability inequalities for sums of bounded random variables." *Journal of the American Statistical Association*, vol. 58, pp. 13-30, 1963.

A Proof of Theorem 1

Almost uniform convergence of $\tilde{\mathbb{P}}_k(\boldsymbol{\theta}, \mathbf{x}_0, \mathcal{D}_N, \tilde{\mathcal{X}}_k^{N_r})$ to $\mathbb{P}_k(\boldsymbol{\theta}, \mathbf{x}_0)$ can be obtained by showing

- (a) Almost uniform convergence of $\tilde{\mathbb{P}}_k(\boldsymbol{\theta}, \mathbf{x}_0, \mathcal{D}_N, \tilde{\mathcal{X}}_k^{N_r})$ to $\hat{\mathbb{P}}_k(\boldsymbol{\theta}, \mathbf{x}_0, \mathcal{D}_N)$ over $\boldsymbol{\theta} \in \Theta_c$;
- (b) Almost uniform convergence of $\hat{\mathbb{P}}_k(\boldsymbol{\theta}, \mathbf{x}_0, \mathcal{D}_N)$ to $\mathbb{P}_k(\boldsymbol{\theta}, \mathbf{x}_0)$ over $\boldsymbol{\theta} \in \Theta_c$.

We first prove the statement (a). Algorithm 1 essentially extracts sample set $\tilde{\mathcal{X}}_k^{N_r}$ by Gibbs sampling based on $\hat{p}_{\mathbf{W}_k}^c(\mathbf{w}_k|\mathbf{x}_k)$, which is identical as $\hat{p}_{\mathbf{W}}^c(\mathbf{w}|\mathbf{x}_k)$ by replacing \mathbf{x} by \mathbf{x}_k in (21). We can regard the Gibbs sampling-based sample set $\tilde{\mathcal{X}}_k^{N_r}$ is extracted obeying $\hat{p}_{\mathbf{X}_k}^c(\mathbf{x}_k|\mathbf{x}_0)$ [41]. Then, by directly applying [33, Theorem 3.4], we have that, for any given $\mathbf{x}_0 \in \mathcal{X}$, as $N_r \rightarrow \infty$, with probability 1,

$$\sup_{\boldsymbol{\theta} \in \Theta_c} \left| \tilde{\mathbb{P}}_k(\boldsymbol{\theta}, \mathbf{x}_0, \mathcal{D}_N, \tilde{\mathcal{X}}_k^{N_r}) - \hat{\mathbb{P}}_k(\boldsymbol{\theta}, \mathbf{x}_0, \mathcal{D}_N) \right| \rightarrow 0. \quad (\text{A.1})$$

Note that (A.1) shows the uniform convergence on Θ_c for any $\mathbf{x}_0 \in \mathcal{X}$, namely, the pointwise convergence on \mathcal{X} is given. Since $\tilde{\mathbb{P}}_k(\boldsymbol{\theta}, \mathbf{x}_0, \mathcal{D}_N, \tilde{\mathcal{X}}_k^{N_r})$ is a measurable function of \mathcal{X} , by the Egorov's theorem [42, page 57], pointwise convergence leads to almost uniform convergence, and we have that, as $N_r \rightarrow \infty$, with probability 1,

$$\sup_{\boldsymbol{\theta} \in \Theta_c, \mathbf{x}_0 \in \mathcal{X}_c} \left| \tilde{\mathbb{P}}_k(\boldsymbol{\theta}, \mathbf{x}_0, \mathcal{D}_N, \tilde{\mathcal{X}}_k^{N_r}) - \hat{\mathbb{P}}_k(\boldsymbol{\theta}, \mathbf{x}_0, \mathcal{D}_N) \right| \rightarrow 0, \quad (\text{A.2})$$

Here, \mathcal{X}_c can be a subset of \mathcal{X} such that $\mu_{\mathbf{X}}(\mathcal{X} \setminus \mathcal{X}_c) < \epsilon$ for any $\epsilon > 0$.

Then, we prove the statement (b) and start with $k = 1$. Lemma 1 implies the pointwise convergence of LS-CDF $\hat{p}_{\mathbf{W}}^c(\cdot|\mathbf{x})$ to $p_{\mathbf{W}}^c(\cdot|\mathbf{x})$ for every $\mathbf{x} \in \mathcal{X}$. By applying

the Scheffe's lemma [43, page 55], we can obtain that the probability measure associated with $\hat{p}_{\mathbf{W}}^c(\cdot|\mathbf{x})$ weakly converges to the one associated with $p_{\mathbf{W}}^c(\cdot|\mathbf{x})$. Let

$$\overline{\mathcal{W}}_{\mathbf{x}_0}^{\boldsymbol{\theta}} := \{\mathbf{w}_0 \in \mathcal{W} : q(f(\mathbf{x}_0, \mathbf{w}_0), \boldsymbol{\theta}) \leq 1\}.$$

be a set of \mathbf{w}_0 determined by given \mathbf{x}_0 and $\boldsymbol{\theta}_0$. Notice that $\mathbb{P}_1(\boldsymbol{\theta}, \mathbf{x}_0)$ can be equivalently written by

$$\begin{aligned} \mathbb{P}_1(\boldsymbol{\theta}, \mathbf{x}_0) &= \int_{\mathcal{X}} \mathbb{I}_1(q(\mathbf{x}_1, \boldsymbol{\theta})) p_{\mathbf{X}_1}^c(\mathbf{x}_1|\mathbf{x}_0) d\mathbf{x}_1 \\ &= \int_{\mathcal{W}} \mathbb{I}_1(q(f(\mathbf{x}_0, \mathbf{w}_0), \boldsymbol{\theta})) p_{\mathbf{W}_0}^c(\mathbf{w}_0|\mathbf{x}_0) d\mathbf{w}_0 \\ &= \Pr_{\mathbf{W}_0 \sim p_{\mathbf{W}_0}^c(\cdot|\mathbf{x}_0)} \left\{ \mathbf{W}_0 \in \overline{\mathcal{W}}_{\mathbf{x}_0}^{\boldsymbol{\theta}} \right\}. \end{aligned}$$

Similarly, we can rewrite $\hat{\mathbb{P}}_1(\boldsymbol{\theta}, \mathbf{x}_0, \mathcal{D}_N)$ as

$$\hat{\mathbb{P}}_1(\boldsymbol{\theta}, \mathbf{x}_0, \mathcal{D}_N) = \Pr_{\mathbf{w}_0 \sim \hat{p}_{\mathbf{W}_0}^c(\cdot|\mathbf{x}_0)} \left\{ \mathbf{W}_0 \in \overline{\mathcal{W}}_{\mathbf{x}_0}^{\boldsymbol{\theta}} \right\}.$$

By Assumption 2, $\overline{\mathcal{W}}_{\mathbf{x}_0}^{\boldsymbol{\theta}}$ is a continuity set of $\mathbf{W}_0 \sim p_{\mathbf{W}_0}^c(\cdot|\mathbf{x}_0)$ and $\mathbb{P}_1(\boldsymbol{\theta}, \mathbf{x}_0)$ is continuous function of $\boldsymbol{\theta}$. Note that we choose the basis function $\phi(\cdot)$ to make $\hat{p}_{\mathbf{X}_k}^c(\mathbf{x}_k|\mathbf{x}_0)$ satisfying Assumption 2, for example, choosing Gaussian function. Thus, $\overline{\mathcal{W}}_{\mathbf{x}_0}^{\boldsymbol{\theta}}$ is also a continuity set of $\mathbf{W}_0 \sim \hat{p}_{\mathbf{W}_0}^c(\cdot|\mathbf{x}_0)$ and $\hat{\mathbb{P}}_1(\boldsymbol{\theta}, \mathbf{x}_0, \mathcal{D}_N)$ is continuous function of $\boldsymbol{\theta}$. By the Portmanteau Theorem (Theorem 2.1 of [44]), we have $\hat{\mathbb{P}}_1(\boldsymbol{\theta}, \mathbf{x}_0, \mathcal{D}_N) \rightarrow \mathbb{P}_1(\boldsymbol{\theta}, \mathbf{x}_0)$ for every $\boldsymbol{\theta} \in \Theta$ and $\mathbf{x}_0 \in \mathcal{X}$. Due to the continuity of $\mathbb{P}_1(\boldsymbol{\theta}, \mathbf{x}_0)$ and $\hat{\mathbb{P}}_1(\boldsymbol{\theta}, \mathbf{x}_0, \mathcal{D}_N)$ on Θ , for every \mathbf{x}_0 , we have that, as $N \rightarrow \infty$, with probability 1,

$$\sup_{\boldsymbol{\theta} \in \Theta_c} \left| \hat{\mathbb{P}}_1(\boldsymbol{\theta}, \mathbf{x}_0, \mathcal{D}_N) - \mathbb{P}_1(\boldsymbol{\theta}, \mathbf{x}_0) \right| \rightarrow 0. \quad (\text{A.3})$$

By also applying the Egorov's theorem [42, page 57], the pointwise convergence on \mathcal{X} leads to almost uniform convergence, and we have that, as $N \rightarrow \infty$, with probability 1,

$$\sup_{\boldsymbol{\theta} \in \Theta_c, \mathbf{x}_0 \in \mathcal{X}_c} \left| \hat{\mathbb{P}}_1(\boldsymbol{\theta}, \mathbf{x}_0, \mathcal{D}_N) - \mathbb{P}_1(\boldsymbol{\theta}, \mathbf{x}_0) \right| \rightarrow 0. \quad (\text{A.4})$$

Here, \mathcal{X}_c can be a subset of \mathcal{X} such that $\mu_{\mathbf{X}}(\mathcal{X} \setminus \mathcal{X}_c) < \epsilon$ for any $\epsilon > 0$.

For $k \geq 1$, let us define

$$\begin{aligned} \mathbb{P}_k^+(\boldsymbol{\theta}, \mathbf{x}_k) &:= \int_{\mathcal{W}} \mathbb{I}_1(q(f(\mathbf{x}_k, \mathbf{w}_k), \boldsymbol{\theta})) p_{\mathbf{W}_k}^c(\mathbf{w}_k|\mathbf{x}_k) d\mathbf{w}_k \\ &= \Pr_{\mathbf{W}_k \sim p_{\mathbf{W}_k}^c(\cdot|\mathbf{x}_k)} \left\{ \mathbf{W}_k \in \overline{\mathcal{W}}_{\mathbf{x}_k}^{\boldsymbol{\theta}} \right\}, \\ \hat{\mathbb{P}}_k^+(\boldsymbol{\theta}, \mathbf{x}_k, \mathcal{D}_N) &:= \int_{\mathcal{W}} \mathbb{I}_1(q(f(\mathbf{x}_k, \mathbf{w}_k), \boldsymbol{\theta})) \hat{p}_{\mathbf{W}_k}^c(\mathbf{w}_k|\mathbf{x}_k) d\mathbf{w}_k \\ &= \Pr_{\mathbf{W}_k \sim \hat{p}_{\mathbf{W}_k}^c(\cdot|\mathbf{x}_k)} \left\{ \mathbf{W}_k \in \overline{\mathcal{W}}_{\mathbf{x}_k}^{\boldsymbol{\theta}} \right\}. \end{aligned}$$

Replacing \mathbf{x}_0 in (A.4) by \mathbf{x}_k , we have that, as $N \rightarrow \infty$, with probability 1,

$$\sup_{\boldsymbol{\theta} \in \Theta_c, \mathbf{x}_k \in \mathcal{X}_c} \left| \widehat{\mathbb{P}}_k^+(\boldsymbol{\theta}, \mathbf{x}_k, \mathcal{D}_N) - \mathbb{P}_k^+(\boldsymbol{\theta}, \mathbf{x}_k) \right| \rightarrow 0. \quad (\text{A.5})$$

Assume that we have that, as $N \rightarrow \infty$, with probability 1,

$$\sup_{\boldsymbol{\theta} \in \Theta_c, \mathbf{x}_0 \in \mathcal{X}_c} \left| \widehat{\mathbb{P}}_k(\boldsymbol{\theta}, \mathbf{x}_0, \mathcal{D}_N) - \mathbb{P}_k(\boldsymbol{\theta}, \mathbf{x}_0) \right| \rightarrow 0. \quad (\text{A.6})$$

Note that (A.6) has been proved for $k = 1$ as shown in (A.4). We intend to prove that (A.6) holds for $k = k + 1$ if (A.6) holds. Then, by the induction method, we can prove the statement (b).

Define $\widehat{\mathbb{P}}_{k+1}(\boldsymbol{\theta}, \mathbf{x}_0, \mathcal{D}_N)$ and $\mathbb{P}_{k+1}(\boldsymbol{\theta}, \mathbf{x}_0)$ by

$$\begin{aligned} \widehat{\mathbb{P}}_{k+1}(\boldsymbol{\theta}, \mathbf{x}_0, \mathcal{D}_N) &:= \int_{\mathcal{X}} \mathbb{I}_1(q(\mathbf{x}_{k+1}, \boldsymbol{\theta})) \widehat{p}_{\mathbf{X}_{k+1}}^c(\mathbf{x}_{k+1} | \mathbf{x}_0) d\mathbf{x}_{k+1}, \\ \mathbb{P}_{k+1}(\boldsymbol{\theta}, \mathbf{x}_0) &:= \int_{\mathcal{X}} \mathbb{I}_1(q(\mathbf{x}_{k+1}, \boldsymbol{\theta})) p_{\mathbf{X}_{k+1}}^c(\mathbf{x}_{k+1} | \mathbf{x}_0) d\mathbf{x}_{k+1}. \end{aligned}$$

They can be computed from the values in the previous step in the following way:

$$\begin{aligned} \widehat{\mathbb{P}}_{k+1}(\boldsymbol{\theta}, \mathbf{x}_0, \mathcal{D}_N) &= \int_{\mathcal{X}} \int_{\mathcal{W}} \mathbb{I}_1(q(\mathbf{x}_{k+1}, \boldsymbol{\theta})) \widehat{p}_{\mathbf{W}_k}^c(\mathbf{w}_k | \mathbf{x}_k) d\mathbf{w}_k \\ &\quad \widehat{p}_{\mathbf{X}_k}^c(\mathbf{x}_k | \mathbf{x}_0) d\mathbf{x}_k \\ &= \int_{\mathcal{X}} \widehat{\mathbb{P}}_k^+(\boldsymbol{\theta}, \mathbf{x}_k, \mathcal{D}_N) \widehat{p}_{\mathbf{X}_k}^c(\mathbf{x}_k | \mathbf{x}_0) d\mathbf{x}_k, \\ \mathbb{P}_{k+1}(\boldsymbol{\theta}, \mathbf{x}_0) &= \int_{\mathcal{X}} \int_{\mathcal{W}} \mathbb{I}_1(q(\mathbf{x}_{k+1}, \boldsymbol{\theta})) p_{\mathbf{W}_k}^c(\mathbf{w}_k | \mathbf{x}_k) d\mathbf{w}_k \\ &\quad p_{\mathbf{X}_k}^c(\mathbf{x}_k | \mathbf{x}_0) d\mathbf{x}_k \\ &= \int_{\mathcal{X}} \mathbb{P}_k^+(\boldsymbol{\theta}, \mathbf{x}_k) p_{\mathbf{X}_k}^c(\mathbf{x}_k | \mathbf{x}_0) d\mathbf{x}_k. \end{aligned}$$

By (A.5) and (A.6), for any given ε , there exists \overline{N}_ε such that, if $N > \overline{N}_\varepsilon$, with probability 1, we have

$$\sup_{\boldsymbol{\theta} \in \Theta_c, \mathbf{x}_k \in \mathcal{X}_c} \left| \widehat{\mathbb{P}}_k^+(\boldsymbol{\theta}, \mathbf{x}_k, \mathcal{D}_N) - \mathbb{P}_k^+(\boldsymbol{\theta}, \mathbf{x}_k) \right| < \frac{\varepsilon}{2}. \quad (\text{A.7})$$

Let $\mathbf{E}_k(\boldsymbol{\theta}, \mathbf{x}_k, \mathcal{D}_N) := \widehat{\mathbb{P}}_k^+(\boldsymbol{\theta}, \mathbf{x}_k, \mathcal{D}_N) - \mathbb{P}_k^+(\boldsymbol{\theta}, \mathbf{x}_k)$ and $\mathbf{R}(\boldsymbol{\theta}, \mathbf{x}_0, \mathcal{D}_N) := \widehat{\mathbb{P}}_{k+1}(\boldsymbol{\theta}, \mathbf{x}_0, \mathcal{D}_N) - \mathbb{P}_{k+1}(\boldsymbol{\theta}, \mathbf{x}_0)$. By the iteration computation of $\widehat{\mathbb{P}}_{k+1}(\boldsymbol{\theta}, \mathbf{x}_0, \mathcal{D}_N)$ and

$\mathbb{P}_{k+1}(\boldsymbol{\theta}, \mathbf{x}_0)$, we have

$$\begin{aligned} \mathbf{R}(\boldsymbol{\theta}, \mathbf{x}_0, \mathcal{D}_N) &= \int_{\mathcal{X}} \widehat{\mathbb{P}}_k^+(\boldsymbol{\theta}, \mathbf{x}_k, \mathcal{D}_N) \widehat{p}_{\mathbf{X}_k}^c(\mathbf{x}_k | \mathbf{x}_0) d\mathbf{x}_k - \\ &\quad \int_{\mathcal{X}} \mathbb{P}_k^+(\boldsymbol{\theta}, \mathbf{x}_k) p_{\mathbf{X}_k}^c(\mathbf{x}_k | \mathbf{x}_0) d\mathbf{x}_k \\ &= \int_{\mathcal{X}} \mathbb{P}_k^+(\boldsymbol{\theta}, \mathbf{x}_k) \widehat{p}_{\mathbf{X}_k}^c(\mathbf{x}_k | \mathbf{x}_0) d\mathbf{x}_k - \\ &\quad \int_{\mathcal{X}} \mathbb{P}_k^+(\boldsymbol{\theta}, \mathbf{x}_k) p_{\mathbf{X}_k}^c(\mathbf{x}_k | \mathbf{x}_0) d\mathbf{x}_k + \\ &\quad \int_{\mathcal{X}} \mathbf{E}_k(\boldsymbol{\theta}, \mathbf{x}_k) \widehat{p}_{\mathbf{X}_k}^c(\mathbf{x}_k | \mathbf{x}_0) d\mathbf{x}_k \\ &= \int_{\mathcal{X}_c} \mathbb{P}_k^+(\boldsymbol{\theta}, \mathbf{x}_k) \widehat{p}_{\mathbf{X}_k}^c(\mathbf{x}_k | \mathbf{x}_0) d\mathbf{x}_k - \\ &\quad \int_{\mathcal{X}_c} \mathbb{P}_k^+(\boldsymbol{\theta}, \mathbf{x}_k) p_{\mathbf{X}_k}^c(\mathbf{x}_k | \mathbf{x}_0) d\mathbf{x}_k + \\ &\quad \int_{\mathcal{X}_c} \mathbf{E}_k(\boldsymbol{\theta}, \mathbf{x}_k, \mathcal{D}_N) \widehat{p}_{\mathbf{X}_k}^c(\mathbf{x}_k | \mathbf{x}_0) d\mathbf{x}_k + \\ &\quad \mathbf{s}(\mathcal{X} \setminus \mathcal{X}_c), \end{aligned}$$

where

$$\begin{aligned} \mathbf{s}(\mathcal{X} \setminus \mathcal{X}_c) &:= \int_{\mathcal{X} \setminus \mathcal{X}_c} \widehat{\mathbb{P}}_k^+(\boldsymbol{\theta}, \mathbf{x}_k, \mathcal{D}_N) \widehat{p}_{\mathbf{X}_k}^c(\mathbf{x}_k | \mathbf{x}_0) d\mathbf{x}_k - \\ &\quad \int_{\mathcal{X} \setminus \mathcal{X}_c} \mathbb{P}_k^+(\boldsymbol{\theta}, \mathbf{x}_k) p_{\mathbf{X}_k}^c(\mathbf{x}_k | \mathbf{x}_0) d\mathbf{x}_k. \end{aligned}$$

Then, if $N > \overline{N}_r$, we have

$$\begin{aligned} |\mathbf{R}(\boldsymbol{\theta}, \mathbf{x}_0, \mathcal{D}_N)| &\leq \left| \int_{\mathcal{X}_c} \mathbb{P}_k^+(\boldsymbol{\theta}, \mathbf{x}_k) \widehat{p}_{\mathbf{X}_k}^c(\mathbf{x}_k | \mathbf{x}_0) d\mathbf{x}_k - \right. \\ &\quad \left. \int_{\mathcal{X}_c} \mathbb{P}_k^+(\boldsymbol{\theta}, \mathbf{x}_k) p_{\mathbf{X}_k}^c(\mathbf{x}_k | \mathbf{x}_0) d\mathbf{x}_k \right| + \\ &\quad \left| \int_{\mathcal{X}_c} \mathbf{E}_k(\boldsymbol{\theta}, \mathbf{x}_k, \mathcal{D}_N) \widehat{p}_{\mathbf{X}_k}^c(\mathbf{x}_k | \mathbf{x}_0) d\mathbf{x}_k \right| + \\ &\quad |\mathbf{s}(\mathcal{X} \setminus \mathcal{X}_c)| \\ &< \left| \int_{\mathcal{X}_c} (\widehat{p}_{\mathbf{X}_k}^c(\mathbf{x}_k | \mathbf{x}_0) - p_{\mathbf{X}_k}^c(\mathbf{x}_k | \mathbf{x}_0)) d\mathbf{x}_k \right| + \\ &\quad \frac{\varepsilon}{2} + |\mathbf{s}(\mathcal{X} \setminus \mathcal{X}_c)| \end{aligned}$$

Note that $|\mathbf{s}(\mathcal{X} \setminus \mathcal{X}_c)| \rightarrow 0$ and

$$\left| \int_{\mathcal{X}_c} (\widehat{p}_{\mathbf{X}_k}^c(\mathbf{x}_k | \mathbf{x}_0) - p_{\mathbf{X}_k}^c(\mathbf{x}_k | \mathbf{x}_0)) d\mathbf{x}_k \right| \rightarrow 0$$

as $\mu_{\mathbf{X}}(\mathcal{X} \setminus \mathcal{X}_c) \rightarrow 0$ since all considered probability density are continuous and positive all over \mathcal{X} . We can find a set \mathcal{X}_c that is sufficient large to make

$$|\mathbf{s}(\mathcal{X} \setminus \mathcal{X}_c)| + |\mathbf{s}(\mathcal{X} \setminus \mathcal{X}_c)| < \frac{\varepsilon}{2}.$$

Then, with probability 1, we have

$$|\mathbf{R}(\boldsymbol{\theta}, \mathbf{x}_0, \mathcal{D}_N)| < \varepsilon, \quad (\text{A.8})$$

for all \mathbf{x}_0 and $\boldsymbol{\theta}$. The pointwise convergence of $\widehat{\mathbb{P}}_{k+1}(\boldsymbol{\theta}, \mathbf{x}_0, \mathcal{D}_N)$ to $\mathbb{P}_{k+1}(\boldsymbol{\theta}, \mathbf{x}_0)$ is proved. Then, by repeating the process from (A.3) to (A.4), we obtain (A.6) for $k = k + 1$, which completes the proof of (b).

Note that (29) can be obtained directly by directly using (A.2) and (A.6).

B Proof of Theorem 2

Recall (A.8) holds for all given \mathbf{x}_0 $\boldsymbol{\theta}$. Additionally, $\widehat{\mathbb{P}}_{k+1}(\boldsymbol{\theta}, \mathbf{x}_0, \mathcal{D}_N)$ and $\mathbb{P}_{k+1}(\boldsymbol{\theta}, \mathbf{x}_0)$ are both continuous function of $\boldsymbol{\theta}$, and Θ is a compact set. Then, for every $\mathbf{x}_0 \in \mathcal{X}$, as $N, N_r \rightarrow \infty$, with probability 1, we have

$$\sup_{\boldsymbol{\theta} \in \Theta} \left| \widehat{\mathbb{P}}_{k+1}(\boldsymbol{\theta}, \mathbf{x}_0, \mathcal{D}_N) - \mathbb{P}_{k+1}(\boldsymbol{\theta}, \mathbf{x}_0) \right| \rightarrow 0.$$

Then, by Theorem 3.5 of [33], for every $\mathbf{x}_0 \in \mathcal{X}$, with probability 1, we have that

$$\begin{aligned} \widetilde{J}_{k,\alpha}(\mathbf{x}_0, \mathcal{D}_N, \widetilde{\mathcal{X}}_k^{N_r}) &\rightarrow J_{k,\alpha}^*(\mathbf{x}_0), \\ \mathbb{D} \left(\widetilde{U}_{k,\alpha}(\mathbf{x}_0, \mathcal{D}_N, \widetilde{\mathcal{X}}_k^{N_r}), U_{k,\alpha}(\mathbf{x}_0) \right) &\rightarrow 0, \end{aligned}$$

which are both pointwise convergence on \mathcal{X} . By Egorov's theorem [42, page 57], we directly conclude Theorem 2.

C Proof of Theorem 3

We briefly summarize Hoeffding's inequality [45], which is applied to prove Theorem 3. Let Y_1, \dots, Y_N be independent random variables, with $\Pr\{Y_j \in [y_j^{\min}, y_j^{\max}]\} = 1$, where $y_j^{\min} \leq y_j^{\max}$ for $j \in [N]$. Then, let $e_i^Y := Y_i - \mathbb{E}[Y_i]$ and $b_i^Y := y_j^{\max} - y_j^{\min}$, if $r > 0$, the following holds

$$\Pr \left\{ \sum_{i=1}^N e_i^Y \geq rN \right\} \leq \exp \left\{ - \frac{2N^2 r^2}{\sum_{i=1}^N (b_i^Y)^2} \right\}.$$

According to the definition of $M(\boldsymbol{\theta}, \mathbf{x}_0)$ by (33), it includes two parts:

- The first part $\mathbb{P}_k(\boldsymbol{\theta}, \mathbf{x}_0) - \widehat{\mathbb{P}}_k(\boldsymbol{\theta}, \mathbf{x}_0, \mathcal{D}_N)$ depends on the choice of \mathcal{D}_N and the values of $\boldsymbol{\theta}, \mathbf{x}_0$;
- The second part $\alpha - \alpha_s$ is deterministic.

In the proof of Theorem 1, we prove (A.6), from which we know that, for any given $\varepsilon \in (0, \alpha)$, we can find $\widetilde{N}_\varepsilon$

such that, if $N > \widetilde{N}_\varepsilon$, with probability 1, we have

$$\sup_{\boldsymbol{\theta} \in \Theta_\varepsilon, \mathbf{x}_0 \in \mathcal{X}_\varepsilon} \left| \widehat{\mathbb{P}}_k(\boldsymbol{\theta}, \mathbf{x}_0, \mathcal{D}_N) - \mathbb{P}_k(\boldsymbol{\theta}, \mathbf{x}_0) \right| < \varepsilon,$$

which leads to

$$\inf_{\boldsymbol{\theta} \in \Theta, \mathbf{x}_0 \in \mathcal{X}_\varepsilon} \mathbb{P}_k(\boldsymbol{\theta}, \mathbf{x}_0) - \widehat{\mathbb{P}}_k(\boldsymbol{\theta}, \mathbf{x}_0, \mathcal{D}_N) > -\varepsilon. \quad (\text{C.1})$$

By setting $\overline{N} = \widetilde{N}_\varepsilon$, $\alpha_s < \alpha - \varepsilon$, ($\alpha - \alpha_s > \varepsilon$) and put (C.1) into (32), we have

$$\overline{M} = \inf_{\boldsymbol{\theta} \in \Theta, \mathbf{x}_0 \in \mathcal{X}_\varepsilon} M(\boldsymbol{\theta}, \mathbf{x}_0) > -\varepsilon + \varepsilon = 0.$$

Let $Y_i = \mathbb{I}_1(q(\widetilde{\mathbf{x}}_k^{(i)}, \boldsymbol{\theta}_k^v(\mathbf{x}_0)))$ for $i = 1, \dots, N_r$, then $\Pr\{Y_i \in [0, 1]\} = 1$ and $\mathbb{E}\{Y_i\} = \widehat{\mathbb{P}}_k(\boldsymbol{\theta}_k^v(\mathbf{x}_0), \mathbf{x}_0, \mathcal{D}_N)$. When $\boldsymbol{\theta}_k^v(\mathbf{x}_0)$ is infeasible for problem $\mathcal{P}_\alpha^k(\mathbf{x}_0)$, it holds that

$$\mathbb{P}_k(\boldsymbol{\theta}_k^v(\mathbf{x}_0), \mathbf{x}_0) < 1 - \alpha. \quad (\text{C.2})$$

Then, if $\boldsymbol{\theta}_k^v(\mathbf{x}_0)$ is feasible for $(\widetilde{\mathcal{P}}_{\alpha_s}^k(\mathbf{x}_0, \mathcal{D}_N, \widetilde{\mathcal{X}}_k^{N_r}))$, we have

$$\widehat{\mathbb{P}}_k(\boldsymbol{\theta}_k^v(\mathbf{x}_0), \mathbf{x}_0, \mathcal{D}_N, \widetilde{\mathcal{X}}_k^{N_r}) \geq 1 - \alpha_s.$$

Namely,

$$\frac{1}{N_r} \sum_{i=1}^{N_r} \mathbb{I}_1(q(\widetilde{\mathbf{x}}_k^{(i)}, \boldsymbol{\theta}_k^v(\mathbf{x}_0))) \geq 1 - \alpha_s. \quad (\text{C.3})$$

Adding $-\mathbb{P}_k(\boldsymbol{\theta}_k^v(\mathbf{x}_0), \mathbf{x}_0)$ and to the left and right sides of (C.3), with (C.2), we have

$$\frac{1}{N_r} \sum_{i=1}^{N_r} \mathbb{I}_1(q(\widetilde{\mathbf{x}}_k^{(i)}, \boldsymbol{\theta}_k^v(\mathbf{x}_0))) - \mathbb{P}_k(\boldsymbol{\theta}_k^v(\mathbf{x}_0), \mathbf{x}_0) \geq \alpha - \alpha_s. \quad (\text{C.4})$$

Adding the term $\mathbb{P}_k(\boldsymbol{\theta}_k^v(\mathbf{x}_0), \mathbf{x}_0) - \widehat{\mathbb{P}}_k(\boldsymbol{\theta}_k^v(\mathbf{x}_0), \mathbf{x}_0, \mathcal{D}_N)$ to both sides of (C.4), using the definition of $M(\boldsymbol{\theta}_k^v(\mathbf{x}_0), \mathbf{x}_0)$ by (33), and using $Y_i = \mathbb{I}_1(q(\widetilde{\mathbf{x}}_k^{(i)}, \boldsymbol{\theta}_k^v(\mathbf{x}_0)))$ and $\mathbb{E}\{Y_i\} = \widehat{\mathbb{P}}_k(\boldsymbol{\theta}_k^v(\mathbf{x}_0), \mathbf{x}_0, \mathcal{D}_N)$, we therefore obtain

$$\begin{aligned} \frac{1}{N_r} \sum_{i=1}^{N_r} (Y_i - \mathbb{E}\{Y_i\}) &\geq M(\boldsymbol{\theta}_k^v(\mathbf{x}_0), \mathbf{x}_0) \\ \sum_{i=1}^{N_r} (Y_i - \mathbb{E}\{Y_i\}) &\geq N_r M(\boldsymbol{\theta}_k^v(\mathbf{x}_0), \mathbf{x}_0). \end{aligned}$$

Note that $\Pr\{\boldsymbol{\theta}_k^v(\mathbf{x}_0) \in \widetilde{\Theta}_{k,\alpha_s}(\mathbf{x}_0, \mathcal{D}_N, \widetilde{\mathcal{X}}_k^{N_r})\}$ can be equivalently regarded as

$$\Pr\left\{ \widehat{\mathbb{P}}_k(\boldsymbol{\theta}_k^v(\mathbf{x}_0), \mathbf{x}_0, \mathcal{D}_N, \widetilde{\mathcal{X}}_k^{N_r}) \geq 1 - \alpha_s \right\},$$

which can be rewritten as

$$\Pr \left\{ \tilde{\mathbb{P}}_k(\boldsymbol{\theta}_k^v(\mathbf{x}_0), \mathbf{x}_0, \mathcal{D}_N, \tilde{\mathcal{X}}_k^{N_r}) \geq 1 - \alpha_s \right\}$$

is equivalently written by

$$\Pr \left\{ \sum_{i=1}^{N_r} (Y_i - \mathbb{E}\{Y_i\}) \geq N_r M(\boldsymbol{\theta}_k^v(\mathbf{x}_0), \mathbf{x}_0) \right\}.$$

Due to Hoeffding's inequality, we know that

$$\Pr \left\{ \sum_{i=1}^{N_r} (Y_i - \mathbb{E}\{Y_i\}) \geq N_r M(\boldsymbol{\theta}_k^v(\mathbf{x}_0), \mathbf{x}_0) \right\}$$

is bounded by

$$\exp \left\{ -2N_r M^2(\boldsymbol{\theta}_k^v(\mathbf{x}_0), \mathbf{x}_0) \right\}$$

and combine it with the definition of \overline{M} by (32), we conclude (34).