

Block-Dominant Compressed Sensing for Near-Field Communications: Fundamentals, Solutions and Future Directions

Liyang Lu, *Member, IEEE*, Ke Ma, Zhaocheng Wang, *Fellow, IEEE*

Abstract—Near-field (NF) communications draw much attention in the context of extremely large-scale antenna arrays (ELAA). Owing to a large number of antennas and high carrier frequency, the NF coverage distance is quite substantial, where the electromagnetic radiation propagates by spherical waves, in contrast to the conventional planar waves of the far-field. Motivated by these facts, the block-dominant compressed sensing (BD-CS) assisted NF communications are proposed. Specifically, we elucidate why block sparsity exists in the distance-limited NF region. Then, block-dominant side-information (BD-SI) is introduced in support of the actual NF communication implementation. We validate that BD-CS is capable of providing exceptional channel estimation accuracy and high spectral efficiency, where the associated challenges, opportunities and its actual implementation in NF communications need to be carefully addressed.

I. INTRODUCTION

The sixth generation (6G) mobile networks are expected to support enhanced capacity and wide coverage by relying on extremely large-scale antenna arrays (ELAA) [1], [2], as exemplified by holographic and ultra-massive multiple-input multiple-output (UM-MIMO) communications. As a result, the so-called Rayleigh distance [3] which represents the coverage-limit of the near-field (NF) is substantially increased, possibly to hundreds of meters [11]. Explicitly, it is proportional to the product of the array aperture and the carrier frequency. Within the Rayleigh distance, NF propagation is dominant, where the electromagnetic radiation has to be modeled by spherical waves.

Due to the intrinsic distance ingredient, the phase of each antenna element in the steering vector is a non-linear function of the antenna index, potentially causing severe energy spread across NF channel [3]. Hence, the number of non-zero channel-taps becomes high in the angular domain. Moreover, the scatterers are likely to be aggregated in the NF region [5]. The combined effect of both energy spread and scatterer aggregation results in a high proportion of non-zero channel-taps, i.e., the channel impulse response (CIR) becomes weakly sparse. When the CIR is sparse, as in the conventional mmWave systems, compressed sensing (CS) is usually preferred both in channel estimation (CE) and transmit

precoding (TPC). However, for weakly sparse CIRs, CS cannot be readily applied.

Fortunately, the NF channel can be transformed into a relatively sparse embodiment by involving the polar-domain transformation (PDT) proposed in [3], which relies on the polar coordinates of both distance and phase. However, this mapping tends to significantly increase the number of the total channel-taps, leading to an unaffordable increase in CE and TPC complexity. For instance, when the number of antennas at base station (BS) is 256, the number of the PDT channel-taps is about 2200, which is 4 times more than the number of conventional angular-domain channel-taps based on the DFT mapping [3]. Moreover, the weak sparsity at the PDT output, i.e., the signal structure that the sparsity level is relatively high, becomes more pronounced as the distance increases because of the gradual transition to the far-field scenario. Specifically, the number of non-zero channel-taps gradually exceeds the upper limit of sparsity, above which the conventional CS-based CE is unreliable [8]. As shown in [3] and [5], the energy spread and scatterer aggregation effects result in adjacent non-zero angle/distance values, which was regarded as a block structure [8]. The block-based CS (BCS) can effectively improve the upper limit of sparsity by exploiting this structural characteristic.

In order to further increase the upper limit of sparsity that BCS can withstand, block structure-based useful information stemming from wireless environments or communication systems, called block-dominant side-information (BD-SI), can be exploited. For instance, the non-zero channel-tap positions in a time slot are likely to be similar in the next time slot, exhibiting joint correlation property. The BCS technique assisted by BD-SI is proposed in this article and regarded as block-dominant CS (BD-CS).

Furthermore, the NF region is partitioned into inner and outer NF regions by an elaborate partition boundary (PB), as illustrated in Fig. 1. The outer NF channel is only weakly sparse, hence potentially allowing BD-CS to be used in the angular domain. The inner NF channel containing more number of non-zero channel-taps is excessively weakly sparse, where the conventional angular-domain mapping may not work. Thus, the PDT-based BD-CS may be harnessed for the inner NF channel. However, the joint design of BD-CS and multi-domain alternating mapping, i.e., angular or polar domain mappings, for NF communications has numerous challenges and need to be handled carefully.

Against the above background, we introduce the BD-CS technique for NF communications, and our main contributions

This work was supported by the National Natural Science Foundation of China under Grant U22B2057. (*Corresponding author*: Zhaocheng Wang)

L. Lu, K. Ma and Z. Wang are with Tsinghua University, Beijing 100084, China (e-mails: lulyang@mail.tsinghua.edu.cn, mak19@mails.tsinghua.edu.cn, zcwang@tsinghua.edu.cn).

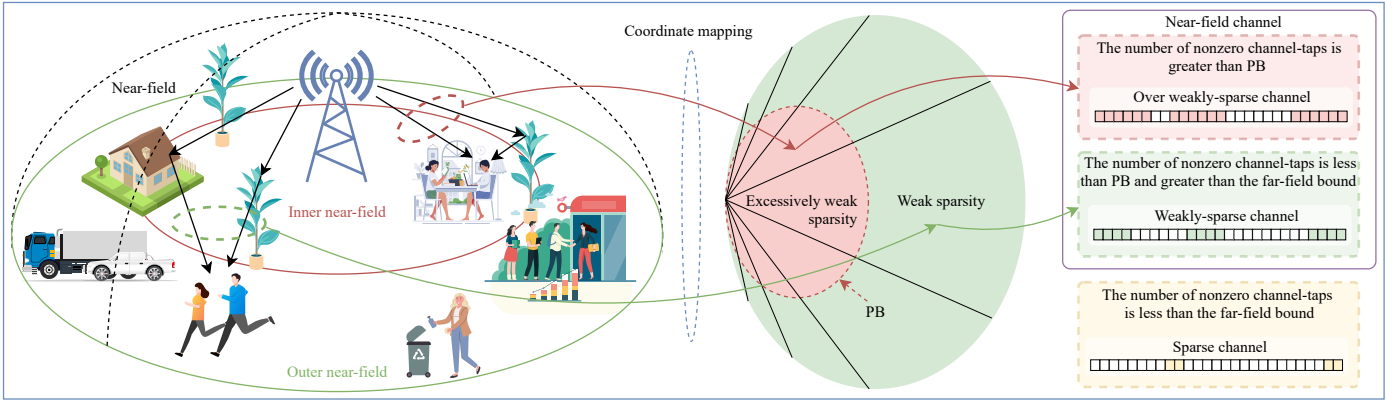


Fig. 1. NF region partition.

are summarized as follows.

- 1) The BD-CS aided NF communications are proposed to exploit the block sparsity of the NF channel. Specifically, BD-SI is considered from three perspectives of the block-sparse NF channel, and BD-CS is designed to enhance the upper limit of sparsity required for accurate channel estimation.
- 2) The NF region is partitioned into either inner or outer NF regions, with distinct sparsity characteristics. The PB is determined by the sparsity analysis. Both CE and hybrid TPC schemes by way of BD-CS are proposed to improve the estimation accuracy and spectral efficiency, respectively.
- 3) Potential future research directions for NF communications with BD-CS are illustrated, where the prospective insights relying on NF communication theory are provided, paving the way for practical solutions.

II. BD-CS FUNDAMENTALS

This section introduces the concept of BD-CS, and illustrates the fundamentals of the BD-CS of NF communications.

A. What is BD-CS?

We first briefly introduce the CS and BCS techniques, followed by the concept of BD-CS.

1) *CS technique*: Provided that the number of non-zero elements in a signal vector is much smaller than the total dimension of the vector, then this signal is sparse, and the fraction of non-zero elements is termed as the sparsity level [4]. For example, the mmWave channel is sparse in the angular domain, since the number of significant paths is much smaller than the number of antennas [3]. By using the pilot training matrix, the channel vector may be compressed into a low-dimensional pilot signal for the receiver. Then, sparse recovery algorithms [8] can be used for accurately estimating the sparse channel vector from the received pilot signal based on the pilot training and the PDT matrices. The product of these two matrices is termed as the measurement matrix. The original channel can finally be acquired based on the inverse PDT.

2) *BCS technique and block-sparse modeling*: As illustrated in Fig. 2, CS turns into a more universal BCS technique, which can also accurately estimate weakly sparse channels exhibiting a block structure [4]. In this context, BCS converges to CS, when setting the block length parameter in BCS as 1. For the NF, this structural feature occurs naturally because of the following two reasons. Firstly, due to the associated scatterer aggregation, each cluster can contribute to a continuum of paths, and the electromagnetic radiation of each scatterer arrives at each antenna having different non-linear phases based on the spherical wave model [5]. In indoor environments, the cluster can be the result of reflections from walls and ceilings, and even scattering from furniture. By contrast, large reflective objects, e.g., a building complex and flora, may result in a cluster in outdoor environments. A near-continuous path delay results in near-continuous angle of arrivals (AoAs), constituting a block-based structure of the channel. Secondly, in the spherical wave model, the phase of the elements in the steering vector is a non-linear function of the antenna index. Hence a single Fourier vector fails to describe the steering vector accurately, which is in contrast to far-field communications [11]. When a channel is transformed into an angular-domain representation, the energy of NF path spreads into multiple angles, causing the energy spread effect described in [3], which is another factor resulting in a block-based structure.

3) *BD-CS technique*: The framework of BD-CS is given in Fig. 2. It is a new BCS concept considering the block structure as the dominant characteristic for signal recovery, which is further assisted by the BD-SI. Explicitly, the BD-SI of a practical NF channel is presented in Fig. 2 from three different perspectives, which is explained as follows.

Channel vectors from the previous time slots (x-axis): The positions of the non-zero blocks of the channel in consecutive time slots varies slowly [6], leading to correlation of the channel characteristics in consecutive time slots. This correlation may be mapped into path weighted information based on some function indicators, especially the non-linear exponential function indicator of [9], for facilitating accurate CE.

Joint correlation with different subcarriers (y-axis): For a multi-carrier communication scenario, the steering vectors of different subcarriers are usually the same [3], and thus the

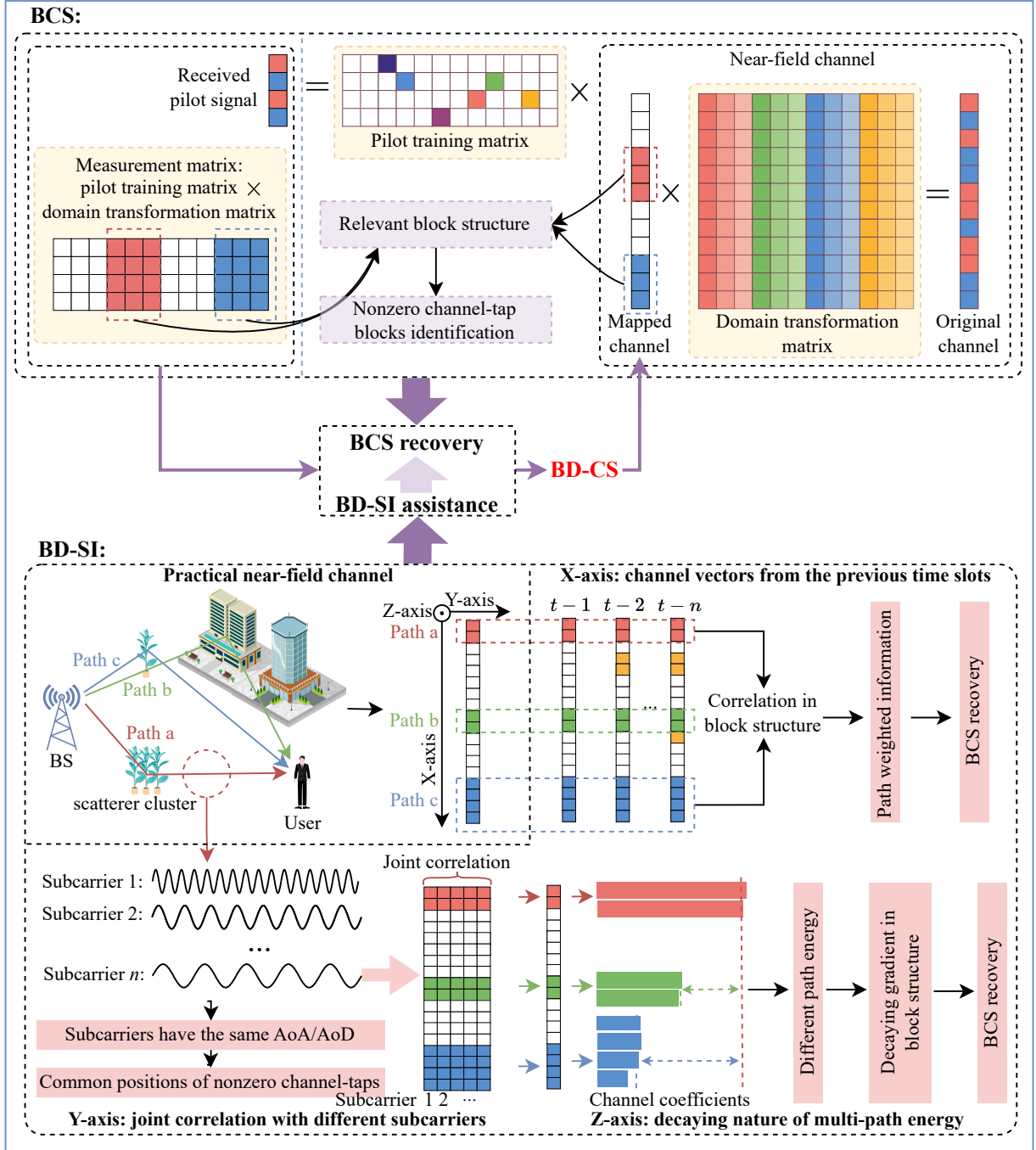


Fig. 2. Illustration of BD-CS.

channels to be recovered on different subcarriers share a common block sparsity pattern after the sparse domain mapping. We refer to this as the block multiple measurement vector (BMMV) problem [4]. Thus, CE benefits from exploiting correlation among the channels on different subcarriers.

Decaying nature of multi-path energy (z-axis): The channel-taps of different paths exhibit amplitude differences, which is associated with a decaying gradient. This assists by improving the estimation performance in terms of identifying the correct positions and energy of the non-zero channel-tap blocks in the scenarios associated with a large number of paths while

meeting low pilot overhead constraints [4].

B. Why BD-CS?

As mentioned above, the essential reason for inaccurate estimation is that the number of non-zero channel-taps is larger than the upper limit of sparsity. BD-CS has two key features to address this issue by significantly improving this upper limit, namely the joint use of the block structure and the BD-SI. As proved in several works, e.g., [4] and [8], when the number of non-zero channel-taps is fixed, the block structure enables more accurate identification of the non-zero channel-taps. In

TABLE I
COMPARISONS OF DIFFERENT CHANNEL ESTIMATION METHODS

Methods	Key features	Advantages	Disadvantages
(1) Angular-domain CS	Estimate the far-field channel which is sparse in angular domain	-	-
(2) Polar-domain CS	Estimate the NF channel after polar-domain transformation	Higher accuracy than (1)	High mapping complexity, and severe weak sparsity when the distance ingredient is relatively large
(3) Angular-domain BD-CS	Exploit the BD-CS to estimate the NF channel which is weakly-sparse	Lower complexity than (2); higher accuracy than (2) when the distance ingredient is relatively large	Additional calculation complexity of BD-SI
(4) Polar-domain BD-CS	Use the BD-CS to estimate the over weakly-sparse channel after polar-domain transformation	Higher accuracy than (2) when the distance ingredient is relatively small; lower complexity than (2) due to the joint use of block structure and BD-SI	Additional calculation complexity of BD-SI; higher complexity than (3) due to polar-domain mapping

other words, for a similar estimation accuracy, the exploitation of block structure can tolerate a wider range of sparsity. Meanwhile, BD-SI provides beneficial information for the identification of the non-zero channel-tap blocks, leading to a less restrictive upper bound of sparsity. Moreover, since more accurate identification leads to faster convergence, BD-CS exhibits a reduced computational complexity, even when BD-SI's computing resources are also taken into consideration.

Specifically, TABLE I presents the pros and cons of the conventional CS and BD-CS-enabled CE methods. The angular-domain and polar-domain BD-CS methods have performance advantages within different distance scenarios due to the various domain mappings. Note that the computational complexity of BD-SI cannot be simply measured because it is adjustable. As for the angular-domain BD-CS, it has the lowest complexity among all methods considered, and may perform well when the distance is relatively high, i.e., away from the BS. As for the polar-domain BD-CS, although it has higher complexity than the angular-domain BD-CS, the joint exploitation of block structure and BD-SI results in lower complexity than the polar-domain CS. Meanwhile, the polar-domain BD-CS achieves the best estimation performance, when the distance is relatively small. Thus, BD-CS-enabled NF CE offers advantages in terms of both accuracy and complexity.

III. BD-CS ENABLED COMMUNICATION TECHNOLOGY

In the sequel, we put forth novel ideas for the NF CE and hybrid TPC solutions based on BD-CS.

A. Channel Estimation

Accurate CE is necessary for a high ELAA performance. In CS-based CE approaches, the problem is usually transformed into sparse recovery based on a codebook [1]. To alleviate the severe weak sparsity in the angular-domain NF channel, a PDT

matrix is designed in [3] by sampling the angle uniformly, while sampling the distance non-uniformly. However, the complexity of PDT is relatively high, and conventional CS does not exploit the block structure and BD-SI, hence causing a potential performance gain erosion.

The proposed CE by way of BD-CS is presented in Fig. 3.

- The first step is to effectively partition the NF regions and the key is the calculation of the PB, which is related to the upper limit of sparsity of BD-CS required for accurate estimation. As illustrated in [8], this upper limit has a reciprocal relationship with the coherence of the measurement matrix, where the coherence is generally defined as the maximum inner product of the different columns of the measurement matrix (the measurement matrix is intuitively presented in Fig. 2). In practical scenarios, the knowledge of the measurement matrix is exploited for pilot training. Thus, the upper limit of sparsity can be obtained based on the coherence of the measurement matrix. Then, according to the relationship between the sparsity level and the distance ingredient, the PB can be obtained, and the NF region is partitioned into the inner and outer regions.
- For the inner NF channel, the weak sparsity is more severe and the sparsity level may be higher than the upper limit. BD-CS relies on the PDT for mapping a relatively sparse channel first, and then harnesses sparse CE. In this case, the low complexity of BD-CS can compensate for the high computing complexity of the PDT. For the outer NF channel, the CE can be carried out directly by BD-CS in the angular domain, since the number of channel-taps is within the reliable recovery sparsity range of the BD-CS. Meanwhile, the angular-domain estimation avoids the weak sparsity caused by increasing the distance in the PDT.

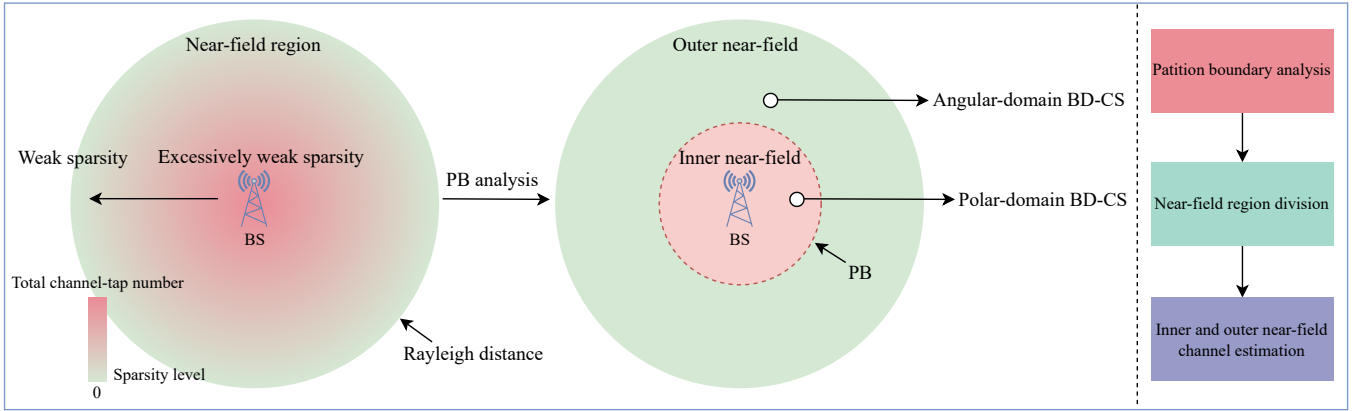


Fig. 3. BD-CS aided CE.

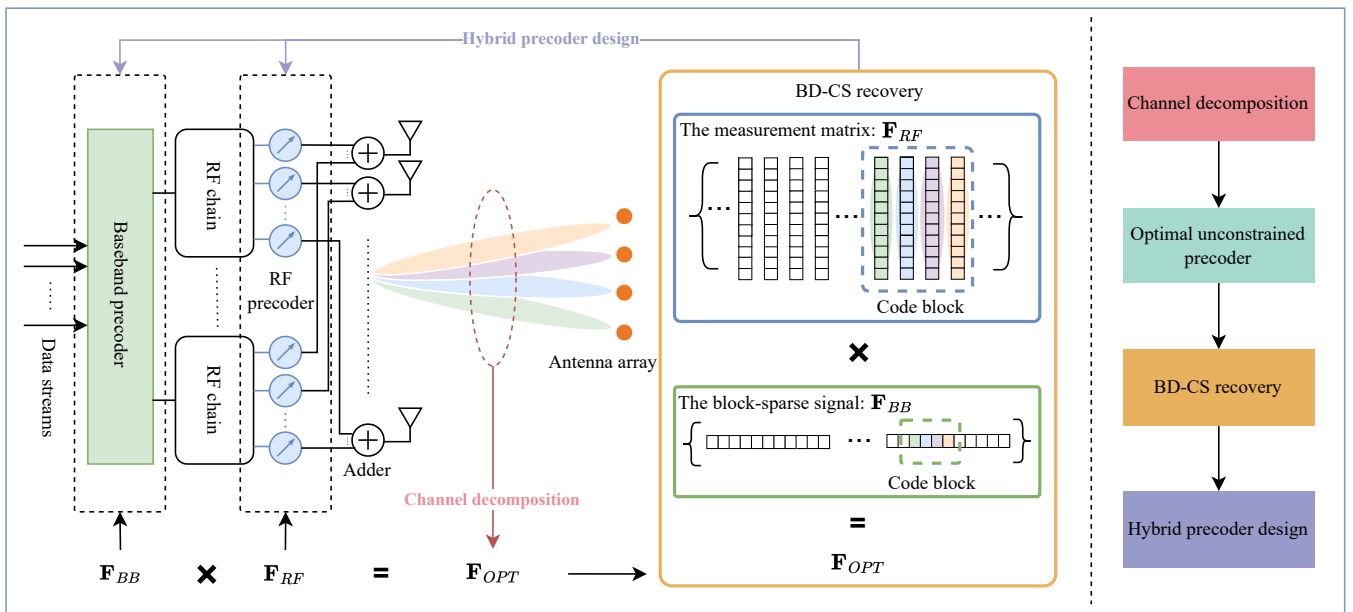


Fig. 4. BD-CS aided TPC.

B. Hybrid Transmit Precoding

The design of hybrid TPC for conventional far-field modeling is conveniently reformulated as a sparse reconstruction problem by exploiting the spatial structure of the channel, which allows the systems to approach their unconstrained performance limits, even when realistic transceiver hardware constraints are considered. For the NF scenarios, the authors of [13] propose to partition the entire large array into several small sub-arrays, and the receiver is located in the far-field region corresponding to the small sub-arrays. Then, the optimal beam is selected to match the partitioned channel by joint controlling the delay and phase. In [14], the authors develop a two-phase beam selection method that sequentially searches for the optimal beam over the angle and distance ingredients. The study [15] exploits the beam scanning method and additionally proposes a maximum likelihood method and a focal scanning method for sensing the location of the receiver in the NF region. However, [13]- [15] do not consider the potential

gain offered by the channel's block structure. Furthermore, they propose no prospective CS modeling-based NF hybrid TPC for approaching the unconstrained performance limits.

As illustrated in Fig. 4, the proposed TPC by way of BD-CS is to obtain the optimal radio frequency (RF) and baseband precoding matrices \mathbf{F}_{RF} and \mathbf{F}_{BB} for maximizing the spectral efficiency.

- Based on the estimated NF channel, the first step is to harness channel decomposition using singular value decomposition (SVD), and obtain the optimal unconstrained unitary precoder \mathbf{F}_{OPT} whose dimension is related to the number of valid data streams.
- For the inner NF, we formulate a cascade matrix, i.e., the measurement matrix, consisting of the continuous polar-domain steering vectors. Note that this measurement matrix contains the RF TPC matrix \mathbf{F}_{RF} . The next objective is to accurately approximate the optimal unconstrained unitary TPC \mathbf{F}_{OPT} based on the measurement matrix. To this end, BD-CS is utilized to obtain the sparse

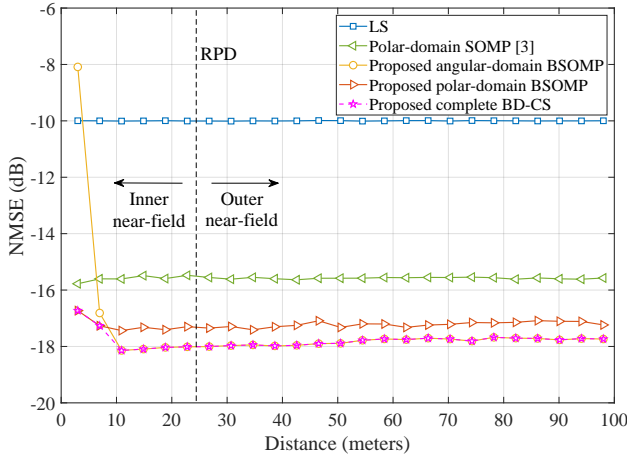


Fig. 5. Channel estimation performance versus distance.

solution based on the measurement matrix and \mathbf{F}_{OPT} . This sparse solution is the target baseband TPC matrix \mathbf{F}_{BB} , and the submatrix consisting of the steering vectors in the measurement matrix corresponding to \mathbf{F}_{BB} is the desirable \mathbf{F}_{RF} . For the outer NF, similar procedures can be employed but the measurement matrix is composed of the continuous angular-domain steering vectors.

C. Feasibility Verification

This subsection provides an example to verify the feasibility of BD-CS assisted NF communications. A multi-user OFDM system is considered, where the number of the transmit antennas is 256, the number of users is 4, and the number of paths for each user is 6. The BD-SI used in the simulations is the joint correlation property, and the number of subcarriers is 4. The results are presented in Fig. 5, which illustrates the performance of the normalized mean square error (NMSE) as a function of the distance. We compare the NF CE performance regarding off-the-shelf algorithms, i.e., the classical LS algorithm and the SOMP in polar domain [3], with the methods based on BD-CS, i.e., the block SOMP (BSOMP) in the angular domain, BSOMP in the polar domain and the complete BD-CS method, which is a combination of the BSOMP in the angular and polar domains. As it transpired from Fig. 5, the complete BD-CS has the edge in both the inner and outer NF regions. The BSOMP in the angular and polar domains compensate for each other in terms of the estimation accuracy, which indicates that the alternating use of BD-CS in the angular and the polar domains for CE in the inner and outer NF regions will provide the maximum benefits.

IV. CHALLENGES AND OPPORTUNITIES

We present several future research directions for BD-CS enabled NF communications.

A. NF Communication Theory with BD-CS

The theoretical problems to be solved should involve the following three aspects. The first one is to study the less restrictive upper limit of sparsity of BD-CS for improved NF region partitioning. It is worth mentioning that the BD-SI

aided theoretical analysis of the upper limit lacks systematic study, and the closed-form upper limit related to the distance ingredient is yet to be derived. Secondly, the necessary pilot overhead bounds of BD-CS have to be further developed, which may result in a low computational complexity. Note that the necessary pilot overhead bounds can be developed based on the sparsity limit analysis, which is regarded as a scalable theoretical extension. The third point is the analysis of spectral efficiency improvement. In fact, the BD-CS modeling is applicable to the multi-user scenario. Its channel capacity may be improved by utilizing multiple access technology, e.g., space-division multiple access (SDMA) [1]. Moreover, the exploitation of block structure in BD-CS enables more compact channel support information, which has the potential to further improve the channel capacity.

B. Reliability for Varying Clusters

In practical scenarios, the specific sparsity level and block structure characteristic of scatterer clusters undergoes drastic changes, resulting in fluctuating CE and hybrid TPC solutions [12]. From the angle of clusters, the mobile scatterers may separate or gather to break up an existing cluster or facilitate one new cluster respectively. In this case, the block structure of the channel signal or the codebook matrix varies into a distinct one in terms of the sparsity level and the block structure. The recovery may suffer from severe performance loss due to the imprecise inputs of the structural BD-SI. Thus, adaptive methods concerning the communication reliability should be developed based on the BD-CS enabled NF communication theory.

C. Modeling for Relay-Aided Communications

In reconfigurable intelligent surface (RIS)-aided NF communications, the conventional cascaded channel that only involves the phase ingredient of far-field scenarios should be further extended to the distance ingredient related one. Fortunately, the concept presented in this article may also be applied to RIS-aided systems. Moreover, the active RISs can play the role of a transmitter or that of a relay. Hence the in-depth theoretical analysis can also follow the basic ideas of Sec. IV-A with RIS-aided NF communication model.

D. Agile Design for Block-Sparse Scenarios

The existing PDT does not consider the block structure of the NF channel. But the block-based PDT may also be harnessed for exploiting the continuity of the angular and distance ingredients. More explicitly, it can be designed for minimizing the block MIP [8] of the transform matrix, hence resulting in orthogonal matrix subspaces, which is different from the PDT matrix of [3] focusing on reducing the conventional MIP. Due to the potential subspace information embedding, the basis for block-based PDT has the potential of attaining satisfactory performance in both the inner and outer NF regions.

E. Artificial Intelligence Unfolding Networks for BD-CS

Different from the conventional CS technique, the implementation of BD-CS is more complex due to the joint exploitation of block structure and BD-SI. Artificial intelligence (AI) unfolding networks are promising to address this problem since they can embed the characteristics of both block structure and BD-SI into neural networks. Then, the BD-CS algorithms can be carried out by directly using the trained AI networks. In this field, the design of network architecture with strong generalization performance and the corresponding theoretical convergence analysis are thorny challenges.

V. CONCLUSIONS

In this article, we proposed BD-CS technique for NF communications. Firstly, the block-sparse channel model is reformulated and BD-SI is obtained from three perspectives of the NF channel. Secondly, both CE and TPC schemes by way of BD-CS are developed, where the NF region is partitioned into either inner or outer regions based on an elaborate PB. The proposed BD-CS has superior performance in NF scenarios, and several promising research directions have been outlined.

REFERENCES

- [1] M. Cui, Z. Wu, Y. Lu, X. Wei and L. Dai, "Near-field MIMO communications for 6G: Fundamentals, challenges, potentials, and future directions," *IEEE Commun. Mag.*, vol. 61, no. 1, pp. 40–46, Jan. 2023.
- [2] X. Guo, Y. Chen and Y. Wang, "Compressed channel estimation for near-field XL-MIMO using triple parametric decomposition," *IEEE Trans. Veh. Technol. (early access)*.
- [3] M. Cui and L. Dai, "Channel estimation for extremely large-scale MIMO: Far-field or near-field?," *IEEE Trans. Commun.*, vol. 70, no. 4, pp. 2663–2677, Apr. 2022.
- [4] L. Lu, Z. Wang and S. Chen, "Joint block-sparse recovery using simultaneous BOMP/BOLS," *arXiv:2304.03600*, Apr. 2023.
- [5] D. Tse and P. Viswanath, *Fundamentals of wireless communication*. Cambridge, U.K.: Cambridge Univ. Press, 2005.
- [6] A. Ali, N. González-Prelcic and R. W. Heath, "Millimeter wave beam-selection using out-of-band spatial information," *IEEE Trans. Wireless Commun.*, vol. 17, no. 2, pp. 1038–1052, Feb. 2018.
- [7] H. Zhang, M. Slawski, and P. Li, "The benefits of diversity: Permutation recovery in unlabeled sensing from multiple measurement vectors," *IEEE Trans. Inf. Theory*, vol. 68, no. 4, pp. 2509–2529, Apr. 2022.
- [8] L. Lu, W. Xu, Y. Wang, and Z. Tian, "Recovery conditions of sparse signals using orthogonal least squares-type algorithms," *IEEE Trans. Signal Process.*, vol. 70, pp. 4727–4741, Oct. 2022.
- [9] L. Lu, W. Xu, Y. Wang and Z. Tian, "Compressive spectrum sensing using sampling-controlled block orthogonal matching pursuit," *IEEE Trans. Commun.*, vol. 71, no. 2, pp. 1096–1111, Feb. 2023.
- [10] J. Rodríguez-Fernández, N. González-Prelcic, K. Venugopal and R. W. Heath, "Frequency-domain compressive channel estimation for frequency-selective hybrid millimeter wave MIMO systems," *IEEE Trans. Wireless Commun.*, vol. 17, no. 5, pp. 2946–2960, May 2018.
- [11] Z. Hu, C. Chen, Y. Jin, L. Zhou and Q. Wei, "Hybrid-field channel estimation for extremely large-scale massive MIMO system," *IEEE Commun. Lett.*, vol. 27, no. 1, pp. 303–307, Jan. 2023.
- [12] K. Ma, Z. Wang, W. Tian, S. Chen and L. Hanzo, "Deep learning for mmWave beam-management: State-of-the-art, opportunities and challenges," *IEEE Wireless Commun. (early access)*.
- [13] M. Cui, L. Dai, R. Schober and L. Hanzo, "Near-field wideband beamforming for extremely large antenna arrays," *arXiv:2109.10054v2*, Dec. 2021.
- [14] Y. Zhang, X. Wu and C. You, "Fast near-field beam training for extremely large-scale array," *IEEE Wireless Commun. Lett.*, vol. 11, no. 12, pp. 2625–2629, Dec. 2022.
- [15] Y. Jiang, F. Gao, M. Jian, S. Zhang and W. Zhang, "Reconfigurable intelligent surface for near field communications: Beamforming and sensing," *IEEE Trans. Wireless Commun.*, vol. 22, no. 5, pp. 3447–3459, May 2023.

Liyang Lu received his Ph.D. degree from Beijing University of Posts and Telecommunications in 2022, China. He is currently a Post Doctoral Fellow with Tsinghua University. His research includes compressed sensing and signal optimization.

Ke Ma received his B.S. degree from Tsinghua University in 2019, where he is currently working toward the Ph.D. degree with the Department of Electronic Engineering, Tsinghua University. His current research interests include mmWave communications and intelligent communications.

Zhaocheng Wang (F'21) received his B.S., M.S., and Ph.D. degrees from Tsinghua University in 1991, 1993, and 1996, respectively. From 1996 to 1997, he was a Post Doctoral Fellow with Nanyang Technological University, Singapore. From 1997 to 2009, he was a Research Engineer/Senior Engineer with OKI Techno Centre Pte. Ltd., Singapore. From 1999 to 2009, he was a Senior Engineer/Principal Engineer with Sony Deutschland GmbH, Germany. Since 2009, he has been a Professor with Department of Electronic Engineering, Tsinghua University. He was a recipient of IEEE Scott Helt Memorial Award, IET Premium Award, IEEE ComSoc Asia-Pacific Outstanding Paper Award and IEEE ComSoc Leonard G. Abraham Prize.