

Stochastic Rounding Implicitly Regularizes Tall-and-Thin Matrices

Gregory Dexter* Christos Boutsikas* Linkai Ma* Ilse C.F. Ipsen†
 Petros Drineas*

March 20, 2024

Abstract

Motivated by the popularity of stochastic rounding in the context of machine learning and the training of large-scale deep neural network models, we consider stochastic nearness rounding of real matrices \mathbf{A} with many more rows than columns. We provide novel theoretical evidence, supported by extensive experimental evaluation that, with high probability, the smallest singular value of a stochastically rounded matrix is well bounded away from zero – regardless of how close \mathbf{A} is to being rank deficient and even if \mathbf{A} is rank-deficient. In other words, stochastic rounding *implicitly regularizes* tall and skinny matrices \mathbf{A} so that the rounded version has full column rank. Our proofs leverage powerful results in random matrix theory, and the idea that stochastic rounding errors do not concentrate in low-dimensional column spaces.

1 Introduction

Stochastic Rounding (SR), proposed over 70 years ago, is a probabilistic approach to rounding. According to [10], the earliest proposal for SR appeared in a one-paragraph abstract of a communication presented by Forsythe [15] in 1950 at the 52nd meeting of the *American Mathematical Society*, in the context of reducing the accumulation of round-off errors in solving systems of ordinary differential equations. Relatedly, the idea of modelling rounding errors as random variables in order to handle imprecise data in exact arithmetic, goes back to 1949 and the work of von Neumann and Goldstine [28].

Despite its illustrious beginnings, stochastic rounding has been largely overlooked by the numerical analysis community. Over the past few years, SR has enjoyed a resurgence in popularity, mainly due to the increasing interest for low-precision floating-point arithmetic in the context of machine learning applications and the training of large-scale deep neural network models. Currently, major chip designers own numerous SR-related patents, which seems to indicate that we might soon reach an inflection point for a wider adoption of SR in hardware and software. A non-exhaustive list includes GraphCore IPU that support stochastic rounding in binary32 and binary16 [27]; the Loihi Chip [11]; AMD [26]; NVIDIA [1]; IBM [6, 7]; VIA Technologies [18]; DensBits Technologies [24]; and GSI Technology [25]. A detailed discussion of the history of SR and probabilistic error analysis, as well as devices and patents for SR can be found in [10].

Recall that, given a number $x \in \mathbb{R}$ and a finite set of numbers $\mathcal{F} \subset \mathbb{R}$, rounding refers to the process of matching x to a number $\tilde{x} \in \mathcal{F}$. This can be done deterministically or *stochastically*: a common modality for stochastic rounding is to round with a probability that depends on the distance of x from the two points¹ that enclose it in \mathcal{F} .

This version of SR is sometimes called *SR-nearness* or *mode-1 SR*. Of particular interest is the case where \mathcal{F} is the set of *normalized floating point* numbers.

*Department of Computer Science, Purdue University, West Lafayette, IN 47907, USA, {gdexter, cboutsik, ma856, pdrineas}@purdue.edu

†Department of Mathematics, North Carolina State University, Raleigh, NC 27695-8205, USA, ipsen@ncsu.edu

¹For example, if $\mathcal{F} = \{0, 1\}$, the value $x = 0.7$ is rounded to $\tilde{x} = 1$ with probability .7 and to $\tilde{x} = 0$ with probability .3.

1.1 Our results

Let \mathbf{A} be a tall-and-thin real $n \times d$ matrix with $n \gg d$. We present novel theoretical evidence, supported by extensive experimental evaluation, that guarantees with high probability that, after SR, the smallest singular value of the rounded matrix *is bounded away from zero*. This holds regardless of how close to rank-deficient \mathbf{A} might be, or even if \mathbf{A} is rank-deficient, assuming that the rounding process has access to enough randomness. If the stochastically rounded \mathbf{A} were to be used in a downstream regression or classification problem, this is akin to saying that SR *implicitly regularizes* \mathbf{A} . Such regularization effects are often beneficial in downstream machine learning algorithms and, in particular, in training Deep Neural Network (DNN) models and Large Language Models (LLMs) [16, 34]. Thus, SR could serve as an implicit regularizer in modern machine learning applications, and might bypass the need for explicit regularization. The references in [10, Section 8.2] point to a long list of machine learning applications that could benefit from properties of SR.

To give a taste of our results, let \mathcal{F} be the set of normalized floating point numbers. Applying SR entry-wise $\mathbf{A} \in \mathbb{R}^{n \times d}$ gives the stochastically rounded version $\tilde{\mathbf{A}} \in \mathcal{F}^{n \times d}$. For simplicity of exposition, we assume here that all entries of \mathbf{A} are in the interval $[-1, 1]$ but our bounds in Section 4 are general, without any constraints on the individual elements \mathbf{A}_{ij} or the set \mathcal{F} .

Our main result, Theorem 2, combined with (15) proves a lower bound for the smallest singular value of $\tilde{\mathbf{A}}$. Formally, let $\sigma_d(\cdot)$ denote the smallest singular value of a $n \times d$ matrix where $n \geq d$; and let β be the basis and p be the working precision of the floating point representation. We prove that SR guarantees, with high probability, the following absolute bound for the smallest singular value of the stochastically rounded \mathbf{A} ,

$$(1) \quad \sigma_d(\tilde{\mathbf{A}}) \geq \beta^{1-p} \sqrt{n} (\sqrt{\nu} - \epsilon_{n,d}).$$

Here $0 \leq \nu \leq 1$ is the *minimum normalized variance* of the stochastic rounding process over all columns of \mathbf{A} , and $\epsilon_{n,d}$ captures *lower-order* terms that depend only on the dimensions n and d of \mathbf{A} .

We discuss the parameters in order to interpret the above bound.

1. As the ‘tall’ dimension n of the matrices \mathbf{A} and $\tilde{\mathbf{A}}$ grows, the smallest singular value of the rounded matrix $\tilde{\mathbf{A}}$ increases. This is because the columns of $\tilde{\mathbf{A}}$ have more opportunities to be linearly independent, as the number of rows n grows.
2. The parameter ν , formally defined in Section 4.2, captures how much stochasticity exists when rounding the entries of \mathbf{A} .

To intuitively understand the importance of ν , consider the special case when \mathbf{A} consists of two identical columns whose entries are elements of \mathcal{F} . Any rounding process, including SR, keeps the matrix intact, so that $\tilde{\mathbf{A}} = \mathbf{A}$ has two identical columns. Therefore, the smallest singular values of \mathbf{A} and $\tilde{\mathbf{A}}$ are equal to zero, since both matrices are rank-deficient. In that case, $\nu = 0$, since there is no flexibility in the rounding process.

Indeed, SR is most powerful when the two points in \mathcal{F} that enclose the entry to be rounded have meaningful probabilities associated with them.

3. The parameter $\epsilon_{n,d}$ captures *lower-order* terms that depend only on the dimensions n and d of the input matrix. Corollary 3 states that if \mathbf{A} is sufficiently tall and thin, that is $d = o((n/\log n)^{1/4})$, then

$$\lim_{n \rightarrow \infty} \epsilon_{n,d} = 0.$$

Thus, we can drop $\epsilon_{n,d}$ from the bound (1), to get

$$(2) \quad \sigma_d(\tilde{\mathbf{A}}) \geq \beta^{1-p} \sqrt{n\nu}.$$

This bound is strongly supported by our empirical evaluations in Section 5, *and* essentially matches our lower bound in Section 4.6. We conjecture that (2) characterizes the true behavior of SR on essentially all tall-and-thin matrices.

An interesting aspect of the bounds (1) and (2) is that they *do not* depend on the closeness of \mathbf{A} to rank-deficiency. Thus, SR guarantees that the stochastically rounded matrix invariably has its smallest singular value bounded away from zero, thus has full column rank.

Our proof techniques build upon results from Random Matrix Theory (RMT). Of particular importance is Theorem 4, which first appeared in [13] and bounds the smallest singular value of matrices whose entries are independent but not identically distributed random variables. Our proof first decomposes the matrix of rounding errors into two components, and then bounds the smallest singular value of the first component via RMT, and the norm of the second component with a scalar concentration inequality. The idea is that there is no concentration of error in low-dimensional subspaces.

The paper is organized as follows: Section 2 presents notation and basic background, including stochastic rounding; Section 3 discusses prior work; Section 4 presents and discusses our bounds; Section 5 presents our experimental evaluations; Section 6 discusses future research directions; and Appendix B presents a singular value bound for Gaussian perturbations.

2 Background

We define notation in Section 2.1; review stochastic rounding in Section 2.2; bound the deviation of a sum random variables from its expectation in Section 2.4; and recall the union bound for probabilities in Section 2.5.

2.1 Notation

We use bold uppercase letters to denote matrices and bold lower-case letters to denote vectors. Given a matrix $\mathbf{A} \in \mathbb{R}^{n \times d}$, $n \geq d$, its singular values are denoted by $\sigma_1(\mathbf{A}) \geq \dots \geq \sigma_d(\mathbf{A}) \geq 0$. We will also use standard notation for matrix and vector norms, and $\log n$ to denote the natural logarithm of n .

For a random variable X , $\mathbb{E}[X]$ denotes its expectation and $\text{Var}[X]$ denotes its variance; given an event \mathcal{E} , $0 \leq \Pr[\mathcal{E}] \leq 1$ denotes the probability of \mathcal{E} . We use $\bar{\mathcal{E}}$ to denote the complement of an event. Recall that if $\Pr[\mathcal{E}] \leq p$, then $\Pr[\bar{\mathcal{E}}] \geq 1 - p$.

Finally, recall the definition of little-oh $\circ(\cdot)$. The statement $f(n) = \circ(g(n))$ is equivalent to

$$\lim_{n \rightarrow \infty} f(n)/g(n) = 0.$$

2.2 Stochastic rounding and its properties

We present the stochastic rounding model, following the lines of prior work [3].

Let $\mathcal{F} \subset \mathbb{R}$ be a fixed, finite set of numbers. Given a number $x \in \mathbb{R}$ in the interval $[\min \mathcal{F}, \max \mathcal{F}]$, define

$$(3) \quad \lceil x \rceil = \min\{y \in \mathcal{F} : y \geq x\} \quad \text{and} \quad \lfloor x \rfloor = \max\{y \in \mathcal{F} : y \leq x\}.$$

For $\lceil x \rceil \neq \lfloor x \rfloor$, *SR-nearness* of $x \in \mathbb{R}$ is defined as

$$\text{StochasticRound}(x) = \begin{cases} \lceil x \rceil & \text{with probability } \frac{x - \lfloor x \rfloor}{\lceil x \rceil - \lfloor x \rfloor}, \\ \lfloor x \rfloor & \text{otherwise.} \end{cases}$$

If $\lceil x \rceil = \lfloor x \rfloor$, then $\text{StochasticRound}(x) = x$. SR-nearness produces an unbiased estimator of x , namely

$$(4) \quad \mathbb{E}[\text{StochasticRound}(x)] = x.$$

The generalization of SR-nearness to matrices is immediate. If $\mathbf{A} \in \mathbb{R}^{n \times d}$, then SR-nearness produces the random matrix $\tilde{\mathbf{A}} \in \mathbb{R}^{n \times d}$ with elements

$$(5) \quad \tilde{\mathbf{A}}_{ij} = \text{StochasticRound}(\mathbf{A}_{ij}), \quad 1 \leq i \leq n, \quad 1 \leq j \leq d.$$

The random matrix of absolute errors due to rounding is

$$(6) \quad \mathbf{E} = \tilde{\mathbf{A}} - \mathbf{A}.$$

The entries of \mathbf{E} are independent random variables, and the matrix-valued expectation is $\mathbb{E}[\mathbf{E}] = \mathbf{0}$.

2.3 Normalized floating point numbers

In the context of a basis β and working precision p , a *normalized* floating point number x can be uniquely represented as [22]

$$x = s \cdot m \cdot \beta^{e-p},$$

where $s = \pm 1$ is the sign, e is the exponent, and the *significand* m is an integer in the interval

$$\beta^{p-1} \leq m < \beta^p.$$

Let \mathcal{F} denote the set of normalized floating point numbers. In this setting, our rounding model in Section 2.2 is exactly the SR-nearness model from [3], and as in [3], we ignore numerical overflow and underflow.

Suppose $x \in \mathbb{R}$ is not in \mathcal{F} , that is, $x \in \mathbb{R} - \mathcal{F}$. As defined in (3), the two floating point numbers enclosing x are $\lfloor x \rfloor$ and $\lceil x \rceil$. As in deterministic floating point arithmetic, the floating point version of a real number x in SR-nearness is either $\lfloor x \rfloor$ or $\lceil x \rceil$. The error of the floating point approximation equals²

$$(7) \quad \max\{|x - \lfloor x \rfloor|, |x - \lceil x \rceil|\} \leq \beta^{1-p}|x|.$$

The distance between the two floating numbers enclosing x is equal to [3, Section II.A, Figure 1]

$$(8) \quad \lceil x \rceil - \lfloor x \rfloor \leq \beta^{e-p}.$$

2.4 Bounding the sum of random variables

The following well-known inequality by W. Hoeffding bounds the deviation of a sum of n independent random variables from its expectation. The slight restatement below is better suited for our context.

Theorem 1 (Theorem 2 in [19]) *Let X_1, \dots, X_n be independent random variables with $m_i \leq X_i \leq M_i$, $1 \leq i \leq n$. Then, for any $t > 0$,*

$$\mathbb{P} \left(\left| \sum_{i=1}^n (X_i - \mathbb{E}[X_i]) \right| \geq t \right) \leq 2 \exp \left(\frac{-2t^2}{\sum_{i=1}^n (M_i - m_i)^2} \right).$$

2.5 The union bound

The following well-known union bound applies to a collection of k events \mathcal{E}_i , $1 \leq i \leq k$, and states that the probability of the union over all events is bounded above by the sum of the individual probabilities, i.e.,

$$\Pr[\mathcal{E}_1 \cup \dots \cup \mathcal{E}_k] \leq \sum_{i=1}^k \Pr[\mathcal{E}_i].$$

3 Prior work

There exists a large body of prior work discussing the implementation and error analysis of stochastic rounding in the context of floating point arithmetic. Early work [21] gave descriptions of probabilistic models for round-off error and concluded that such models are, in general, very good in theory and in practice. The SR-nearness mode (which is the focus of our work) first appeared in [29], while the SR-up-or-down mode was analyzed in [33]. Other works analyzed SR for the heat equation [9]; proved that SR prevents stagnation [8]; analyzed SR for floating point summation [17]; proposed alternative frameworks to characterize SR errors for sequential summation and Horner’s method for evaluating polynomials based on the computation of the variance and Chebyshev’s inequality instead of martingales [2]. Software tools implementing SR in software

²We note that the RN mode (round-to-nearest, ties to even) of IEEE-754 satisfies a tighter bound by a factor of 1/2; this is not the case for SR-nearness.

(not hardware) include Verificarlo [12], Verrou [14], and Cadna [23]. Finally, [10] presents a survey of error analysis and applications of SR.

Our work complements all these lines of research by arguing that, beyond all other desirable properties of SR, it also increases the smallest singular value of tall-and-thin matrices, thus providing implicit regularization for such matrices when used in downstream machine learning and data analysis applications.

We do note that our work was partially motivated by [31], where Gaussian elimination without pivoting is analyzed in the smoothed complexity model, and the smallest singular value of $\mathbf{A} + \mathbf{E}$ is bounded from below, for a matrix \mathbf{E} whose entries are independent, identically distributed Gaussian random variables. While the proof techniques of [31] are not directly portable to our setting, the motivation is somewhat similar.

Finally, our own prior work [5] demonstrates both theoretically and experimentally that perturbing a real matrix \mathbf{A} of full column rank can potentially increase the smallest singular values under certain assumptions, such as the gap between large and small singular values, thus putting forth a qualitative model for the increase in the small singular values after a matrix has been downcast to a lower arithmetic precision. The bounds of [5] have different flavor and are not directly comparable to our bounds here.

4 Bounding the smallest singular value of the perturbed matrix

We present a simple example for the effect of SR-nearness on the smallest singular value in Section 4.1; derive a singular value bound in Section 4.2 for general random errors and in Section 4.3 for SR-nearness errors; review the RMT result for our proof in Section 4.4; and finally present the proof of Theorem 2 in Section 4.5 and its tightness in Section 4.6.

The goal is to quantify how SR-nearness applied to a tall and skinny matrix $\mathbf{A} \in \mathbb{R}^{n \times d}$ with $n \gg d$ increases its smallest singular value. This is in contrast to deterministic rounding, which can drive the smallest singular value to zero.

A first approach for bounding the smallest singular value $\sigma_d(\mathbf{A} + \mathbf{E})$ of the rounded matrix $\mathbf{A} + \mathbf{E}$ might rely on Weyl’s inequality,

$$(9) \quad \sigma_d(\mathbf{A} + \mathbf{E}) \geq \sigma_d(\mathbf{A}) - \|\mathbf{E}\|_2.$$

However, (9) is not informative if $\sigma_d(\mathbf{A}) = 0$. More generally, (9) produces positive bounds only if the smallest singular value of \mathbf{A} is larger than $\|\mathbf{E}\|_2$.

This is the reason why we are exploring lower bounds that *do not* depend on the smallest singular value of \mathbf{A} . We argue that, under appropriate assumptions, the smallest singular value of the rounded matrix $\mathbf{A} + \mathbf{E}$ cannot be too small, and that its value does not depend on the singular values of the original matrix \mathbf{A} .

To this end, we employ Random Matrix Theory to derive bounds that *only depend on the distribution of the entries of \mathbf{E}* . Our lower bounds for $\sigma_d(\mathbf{A} + \mathbf{E})$ can be positive even if $\sigma_d(\mathbf{A}) = 0$. Therefore, SR-nearness can *increase* the smallest singular value even in the extreme case of rank-deficient matrices

4.1 A simple example

We illustrate the effect of stochastic rounding on the smallest singular value of \mathbf{A} , in the special case where $\mathbf{A} \in \mathbb{R}^{n \times 2}$ is a rank one matrix, all of whose entries are equal to $1/2$. Suppose we want to round \mathbf{A} so as to represent each entry in terms of a single bit, i.e., $\mathcal{F} = \{0, 1\}$.

A deterministic model that rounds $1/2$ to one produces a rounded matrix that is rank deficient as well. In contrast, SR-nearness sets each entry of $\tilde{\mathbf{A}}$ to zero or one with equal probability. Hence $\text{rank}(\tilde{\mathbf{A}}) = 1$ only if the two columns of $\tilde{\mathbf{A}}$ are identical – an event whose probability becomes exponentially small as n increases.

Here is an example of what SR-nearness may look like for an 8×2 matrix:

$$\mathbf{A} = \begin{bmatrix} 1/2 & 1/2 \\ 1/2 & 1/2 \\ 1/2 & 1/2 \\ 1/2 & 1/2 \\ 1/2 & 1/2 \\ 1/2 & 1/2 \\ 1/2 & 1/2 \\ 1/2 & 1/2 \end{bmatrix} \quad \tilde{\mathbf{A}} = \begin{bmatrix} 1 & 0 \\ 1 & 0 \\ 0 & 1 \\ 1 & 0 \\ 1 & 1 \\ 1 & 1 \\ 0 & 0 \\ 1 & 0 \end{bmatrix}.$$

In Appendix A we prove that the smallest singular value of the $n \times 2$ matrix $\tilde{\mathbf{A}}$ satisfies the following lower bound, with probability at least 0.997:

$$(10) \quad \sigma_2^2(\tilde{\mathbf{A}}) \geq 0.25 \cdot n - 8\sqrt{n} = \mathcal{O}(n).$$

This illustrates that SR-nearness is highly likely to produce a significant increase in the smallest singular value.

4.2 General random perturbation

Our main result in Theorem 2 bounds the smallest singular value of the rounded matrix $\tilde{\mathbf{A}} = \mathbf{A} + \mathbf{E} \in \mathbb{R}^{n \times d}$ away from zero, provided: (i) there is enough randomness in the perturbation \mathbf{E} , and (ii) \mathbf{A} is sufficiently tall and thin.

We define the minimum normalized column-wise variance ν of \mathbf{E} as follows:

$$(11) \quad \nu = \frac{1}{n\mathcal{R}^2} \min_{1 \leq j \leq d} \sum_{i=1}^n \text{Var}(\mathbf{E}_{ij}) \quad \text{with} \quad \max_{i,j} |\mathbf{E}_{ij}| \leq \mathcal{R}.$$

Clearly, $\text{Var}(\mathbf{E}_{ij}) = \text{Var}(\tilde{\mathbf{A}}_{ij})$, which implies that $\text{Var}(\mathbf{E}_{ij}) \leq \mathcal{R}^2$. Therefore,

$$0 \leq \nu \leq 1.$$

Intuitively, ν characterizes the amount of randomness in SR-nearness. Our main theorem below depends on the minimal column-wise variance of the perturbation \mathbf{E} .

Theorem 2 *Let \mathbf{A} and $\tilde{\mathbf{A}} = \mathbf{A} + \mathbf{E}$ be real $n \times d$ matrices with $n \gg d$. Here \mathbf{E} models random perturbations with minimal normalized column variance ν and \mathcal{R} from (11).*

If $n \geq 836$, then with probability at least $1 - \frac{1}{n^c} - \frac{2d^2}{n^2}$,

$$\sigma_d(\tilde{\mathbf{A}}) \geq \mathcal{R}\sqrt{n}(\sqrt{\nu} - \varepsilon_{n,d}),$$

where

$$(12) \quad \varepsilon_{n,d} \equiv \sqrt{\frac{d}{n}} + 2d^2 \sqrt{\frac{\log n}{n}} + \frac{C(\log n)^{2/3}}{n^{1/30}} \cdot \left(\frac{d}{n}\right)^{1/54},$$

and c and C are absolute constants³.

The comments below provide intuition for Theorem 2.

1. The lower bound for $\sigma_d(\tilde{\mathbf{A}})$ is very general; it holds for any random matrix \mathbf{E} , regardless of whether it models SR-nearness errors or not. However, Theorem 2 requires that \mathbf{E} not change entries of \mathbf{A} by a large amount, which is quantified by \mathcal{R} . A small value of \mathcal{R} prevents single entries of \mathbf{A} being changed too much, and prevents them from exerting disproportionate influence on the smallest singular value of $\tilde{\mathbf{A}}$.

³These constants are unspecified in [13, Theorem 2.10 and Remark 2.11].

2. For the bound to be positive, we need $\epsilon_{n,d} \leq \sqrt{\nu} \leq 1$. If

$$(13) \quad d = o((n/\log n)^{1/4}),$$

then the first two terms of $\epsilon_{n,d}$ must approach 0 as $n \rightarrow \infty$. This is because $d = o((n/\log n)^{1/4})$ is equivalent to $\lim_{n \rightarrow \infty} \frac{d^4 \log n}{n} = 0$, which in turn implies

$$\lim_{n \rightarrow \infty} 2d^2 \sqrt{\frac{\log n}{n}} = 0 \quad \text{and} \quad \lim_{n \rightarrow \infty} \sqrt{\frac{d}{n}} = 0.$$

The third term also approaches 0 as $n \rightarrow \infty$, because

$$(\log n)^{2/3} = o(n^{1/30}) \iff \lim_{n \rightarrow \infty} (\log n)^{2/3}/n^{1/30} = 0.$$

The ratio $(\log n)^{2/3}/n^{1/30}$ goes to zero slowly as n grows. For example, n needs to be larger than 10^{50} for this ratio to drop to $1/2$. An important question for future research is the strengthening of Theorem 2 to reduce $\epsilon_{n,d}$.

In the Appendix, we prove Theorem 6 for the special case where the elements \mathbf{E}_{ij} are independent, identically distributed Gaussian normal random variables and show that the smallest singular value of $\tilde{\mathbf{A}}$ is again bounded away from zero with high probability.

However, Theorem 6 is much sharper than Theorem 2. For example, even if $n = 900$ and $d = 25$, the bound $\sigma_d(\tilde{\mathbf{A}}) \geq 1$ holds with probability at least 0.98, and does not need a bound on $\max_{i,j} |\mathbf{E}_{ij}|$; it suffices that the variance of \mathbf{E}_{ij} is bounded. Hence it might be possible to significantly reduce $\epsilon_{n,d}$ in Theorem 2 or even eliminate it, via RMT work on non-Gaussian, non-identically distributed perturbations. The experiments in Section 5 illustrate that $\epsilon_{n,d}$ is an artifact of our analysis and not a real concern in practice.

3. The success probability $1 - \frac{1}{n^c} - \frac{2d^2}{n^2}$ approaches 1 as $n \rightarrow \infty$, in spite of the unspecified absolute constant c . This is because the assumption (13) on d implies

$$\lim_{n \rightarrow \infty} 1/n^c = 0 \quad \text{and} \quad \lim_{n \rightarrow \infty} 2d^2/n^2 = 0.$$

The above discussion implies the following bound for sufficiently tall and skinny matrices.

Corollary 3 *Under the assumptions of Theorem 2 if also*

$$d = o((n/\log n)^{1/4}),$$

then with probability approaching one,

$$(14) \quad \sigma_d(\tilde{\mathbf{A}}) \gtrsim \mathcal{R} \sqrt{n \cdot \nu}.$$

4.3 Perturbations from SR-nearness

Applying Theorem 2 to SR-nearness with normalized floating point numbers \mathcal{F} is straight-forward.

First, we focus on the case where \mathbf{A}_{ij} round to normalized numbers in $[-1, 1]$ closest to zero, $1 \leq i \leq n$, $1 \leq j \leq d$. From (7) follows that the error in the elements of $\tilde{\mathbf{A}} \in \mathcal{F}^{n \times d}$ is at most β^{1-p} . Thus

$$(15) \quad \max_{i,j} |\mathbf{A}_{ij} - \tilde{\mathbf{A}}_{ij}| = \max_{i,j} |\mathbf{E}_{ij}| \leq \mathcal{R} \equiv \beta^{1-p} |\mathbf{A}_{ij}|.$$

Theorem 2 and Corollary 3 apply immediately with \mathcal{R} from (15).

Now assume that $\mathbf{A} \in \mathbb{R}^{n \times d}$ is a general matrix. From (8) follows that the error in $\tilde{\mathbf{A}}_{ij}$ is at most $\beta^{e_{ij}-p}$, where e_{ij} is the exponent for \mathbf{A}_{ij} , $1 \leq i \leq n$, $1 \leq j \leq d$. Thus

$$(16) \quad \max_{i,j} |\mathbf{A}_{ij} - \tilde{\mathbf{A}}_{ij}| = \max_{i,j} |\mathbf{E}_{ij}| \leq \max_{i,j} \beta^{e_{ij}-p} \leq \mathcal{R} \equiv \beta^{e_{\max}-p},$$

where $e_{\max} = \max_{i,j} \{e_{ij}\}$. Theorem 2 and Corollary 3 immediately apply with \mathcal{R} from (16).

4.4 A Random Matrix Theory bound

We present the basis for our proof, which is a lower bound on the minimum singular value from [13, Theorem 2.10 and Remark 2.11] for matrices whose elements are independent zero-mean random numbers that are not necessarily identically distributed. This latter fact is crucial, since the elements of $\mathbf{E} = \tilde{\mathbf{A}} - \mathbf{A}$ are independent but not identically distributed.

Theorem 4 (Theorem 2.10 and Remark 2.11 in [13]) *Let $\mathbf{X} \in \mathbb{R}^{n \times d}$ with $n \geq d$ have independent zero-mean entries, so that $\mathbb{E}[\mathbf{X}] = \mathbf{0}$. Suppose there are $q > 0$, $\kappa \geq 1$, and $0 < \gamma \leq 1$ such that:*

$$(17) \quad \max_{1 \leq i \leq n, 1 \leq j \leq d} |\mathbf{X}_{ij}| \leq 1/q,$$

$$(18) \quad \max_{1 \leq i \leq n, 1 \leq j \leq d} \mathbb{E}|\mathbf{X}_{ij}|^2 \leq \kappa/n,$$

$$(19) \quad \max_{1 \leq j \leq d} \sum_{i=1}^n \mathbb{E}|\mathbf{X}_{ij}|^2 \leq 1,$$

$$(20) \quad \max_{1 \leq i \leq n} \sum_{j=1}^d \mathbb{E}|\mathbf{X}_{ij}|^2 \leq \gamma,$$

$$(21) \quad \min_{1 \leq j \leq d} \sum_{i=1}^n \mathbb{E}|\mathbf{X}_{ij}|^2 \geq \tilde{\rho}_{\min} \geq \sqrt{\gamma}.$$

If also

$$(22) \quad \sqrt{\log n} \leq q \leq n^{\frac{1}{10}} \kappa^{-\frac{1}{9}} \gamma^{-\frac{1}{18}},$$

then, with probability at least $1 - n^{-c}$,

$$\sigma_d(\mathbf{X}) \geq \sqrt{\tilde{\rho}_{\min}} - \sqrt{\gamma} - Cq^{-1/3}(\log n)^{2/3},$$

where c and C are absolute constants.

Assumptions (17)–(21) in Theorem 4 require the following quantities associated with \mathbf{X} to be sufficiently small: the elements, the variances of the elements, the maximal variance of the columns, and the maximal variance of the rows. However, to guarantee enough randomness, the minimal variance of the columns is not allowed to be too small.

Assumption (22) implies $q \geq \sqrt{n} \geq 1$, so that in (17) all elements in \mathbf{X} must be bounded by 1 in magnitude,

$$\max_{1 \leq i \leq n, 1 \leq j \leq d} |\mathbf{X}_{ij}| \leq 1/q \leq 1.$$

The following example supplies intuition for Theorem 4 and also serves as a preview of its proof in Section 4.5. It illustrates that for sufficiently tall and skinny matrices, the lower bound for the smallest singular value is meaningful and holds with a success probability close to 1.

Example 1 *We consider the special case in Theorem 4 where all elements of \mathbf{X} have the same variance. We show that this variance equals $1/n$, thus decreases with increasing row dimension. Furthermore, $\gamma = d/n$ so that for sufficiently tall and skinny matrices, the lower bound holds with probability close to 1.*

Suppose that in assumption (18)

$$\mathbb{E}|\mathbf{X}_{ij}|^2 = \kappa/n, \quad 1 \leq i \leq n, \quad 1 \leq j \leq d.$$

Inserting this into the column variances (19) gives

$$\kappa = \max_{1 \leq j \leq d} \sum_{i=1}^n \mathbb{E}|\mathbf{X}_{ij}|^2 \leq 1.$$

This, together with $\kappa \geq 1$ implies $\kappa = 1$, so that all elements have variance

$$\mathbb{E}|\mathbf{X}_{ij}|^2 = 1/n, \quad 1 \leq i \leq n, \quad 1 \leq j \leq d.$$

Thus means the variance decreases as the number of rows increases.

Inserting $\mathbb{E}|\mathbf{X}_{ij}|^2 = 1/n$ into the row variances (20) gives

$$d/n = \max_{1 \leq i \leq n} \sum_{j=1}^d \mathbb{E}|\mathbf{X}_{ij}|^2 \leq \gamma.$$

This together with the assumption $n \geq d$ implies $\gamma = d/n \leq 1$, as required.

Inserting $\mathbb{E}|\mathbf{X}_{ij}|^2 = 1/n$ into the minimal column variances (21) gives

$$1 = \max_{1 \leq j \leq d} \sum_{i=1}^n \mathbb{E}|\mathbf{X}_{ij}|^2 = \tilde{\rho}_{\min}$$

so that in (21) the assumption $1 = \tilde{\rho}_{\min} \geq \sqrt{\gamma} = \sqrt{d/n}$ is automatically fulfilled.

The lower bound for $\sigma_d(\mathbf{X})$ becomes

$$\sigma_d(\mathbf{X}) \geq 1 - \sqrt{d/n} - Cq^{-1/3}(\log n)^{2/3}.$$

Thus, the smallest singular value approaches 1 with increasing probability as \mathbf{X} becomes taller and skinnier.

An open problem for future work is a better understanding which among the assumptions (17)–(22) are truly necessary for Theorem 4 to hold. We conjecture that many can be relaxed or even eliminated. Indeed, any improvement of Theorem 4 could result in significant improvements for and generalizations of our Theorem 2.

4.5 Proof of Theorem 2

First we present a brief outline of the proof, and then the proof proper.

Outline of proof

The proof consists of four main steps.

1. We introduce the orthogonal projector $\mathbf{P}_\mathbf{A}$ onto the left column space of \mathbf{A} . This allows us to focus on $\mathbf{P}_\mathbf{A}\mathbf{E}$. Weyl's inequality yields a lower bound on the smallest singular value of $(\mathbf{I} - \mathbf{P}_\mathbf{A})\mathbf{E}$ by lower bounding the smallest singular value of \mathbf{E} and upper bounding the largest singular value of $\mathbf{P}_\mathbf{A}\mathbf{E}$.
2. Application of Theorem 4 shows that the smallest singular value of \mathbf{E} is sufficiently large.
3. The largest singular value of the projection $\mathbf{P}_\mathbf{A}\mathbf{E}$ is small, because $\mathbf{P}_\mathbf{A}$ projects \mathbf{E} on the low-dimensional subspace of dimension d , and application of Hoeffding's inequality shows that \mathbf{E} does not concentrate well in any low-dimensional subspace.
4. At last, we combine the bounds for the smallest singular value of \mathbf{E} and the largest singular value of $\mathbf{P}_\mathbf{A}\mathbf{E}$ via a union bound on their probabilities.

Proof

We follow the four steps outlined above.

1. We decompose the task of lower bounding $\sigma_d(\mathbf{A} + \mathbf{E})$ into two parts with the help of an orthogonal projector $\mathbf{P} \in \mathbb{R}^{n \times n}$. The effect of the orthogonal projector can be quantified by the singular value product inequalities [20, Theorem 3.3.16], which together with $\|\mathbf{P}\|_2 = 1$ imply

$$(23) \quad \sigma_d(\mathbf{P}(\mathbf{A} + \mathbf{E})) \leq \sigma_d(\mathbf{A} + \mathbf{E})\|\mathbf{P}\|_2 \leq \sigma_d(\mathbf{A} + \mathbf{E}).$$

Let $\mathbf{P}_{\mathbf{A}} \in \mathbb{R}^{n \times n}$ be the orthogonal projector on the column space of \mathbf{A} and $\mathbf{P}_{\mathbf{A}, \perp} \equiv \mathbf{I}_n - \mathbf{P}_{\mathbf{A}}$ be the orthogonal projector onto the left nullspace of \mathbf{A} . From (23) follows

$$(24) \quad \begin{aligned} \sigma_d(\mathbf{A} + \mathbf{E}) &\geq \sigma_d(\mathbf{P}_{\mathbf{A}, \perp}(\mathbf{A} + \mathbf{E})) = \sigma_d(\mathbf{P}_{\mathbf{A}, \perp} \mathbf{A} + \mathbf{P}_{\mathbf{A}, \perp} \mathbf{E}) \\ &= \sigma_d(\mathbf{P}_{\mathbf{A}, \perp} \mathbf{E}). \end{aligned}$$

Weyl's inequality [4, Theorem III.2.1] implies

$$(25) \quad \sigma_d(\mathbf{P}_{\mathbf{A}, \perp} \mathbf{E}) = \sigma_d(\mathbf{E} - \mathbf{P}_{\mathbf{A}} \mathbf{E}) \geq \sigma_d(\mathbf{E}) - \|\mathbf{P}_{\mathbf{A}} \mathbf{E}\|_2.$$

We have now broken our task into two parts. First, we must make sure that the smallest singular value of the random matrix \mathbf{E} is large enough. Second, the projection of \mathbf{E} onto the d -dimensional column space of \mathbf{A} must be small, that is, \mathbf{E} should not concentrate in any d -dimensional space.

2. To bound $\sigma_d(\mathbf{E})$ from below, set $\mathbf{X} = \frac{1}{\mathcal{R} \cdot \sqrt{n}} \mathbf{E}$, where $\mathbb{E}[\mathbf{X}] = \mathbf{0}$. We show that \mathbf{X} satisfies the assumptions of Theorem 4 by setting $\kappa = 1$, $\gamma = d/n$, $\tilde{\rho}_{\min} = \nu$, and $q = n^{1/10} \cdot \gamma^{-1/18}$. From $\max_{i,j} |\mathbf{E}_{ij}| \leq \mathcal{R}$ and $q = n^{1/10} \cdot \gamma^{-1/18}$ follows (17),

$$\max_{1 \leq i \leq n, 1 \leq j \leq d} |\mathbf{X}_{ij}| \leq \frac{1}{\sqrt{n}} \leq \frac{1}{q}.$$

This implies (18),

$$\max_{1 \leq i \leq n, 1 \leq j \leq d} \mathbb{E} |\mathbf{X}_{ij}|^2 \leq \frac{1}{n} = \frac{\kappa}{n},$$

which in turn implies (19),

$$\max_{1 \leq j \leq d} \sum_{i=1}^n \mathbb{E} |\mathbf{X}_{ij}|^2 \leq \sum_{i=1}^n \frac{1}{n} = 1,$$

as well as (20),

$$\max_{1 \leq i \leq n} \sum_{j=1}^d \mathbb{E} |\mathbf{X}_{ij}|^2 \leq \sum_{j=1}^d \frac{1}{n} = \frac{d}{n} = \gamma.$$

From

$$\mathbb{E}[\mathbf{X}_{ij}^2] = \mathbb{E}[\mathbf{X}_{ij}]^2 + \text{Var}\left[\frac{1}{\mathcal{R} \cdot \sqrt{n}} \mathbf{E}_{ij}\right] = \frac{1}{n \cdot \mathcal{R}^2} \text{Var}[\mathbf{E}_{ij}]$$

and (11) follows (21)

$$\min_{1 \leq j \leq d} \sum_{i=1}^n \mathbb{E} |\mathbf{X}_{ij}|^2 = \min_{1 \leq j \leq d} \sum_{i=1}^n \frac{1}{\mathcal{R}^2 \cdot n} \cdot \text{Var}[\mathbf{E}_{ij}] = \nu = \tilde{\rho}_{\min}.$$

We now focus on the assumption (22), $\sqrt{\log n} \leq q \leq n^{1/10} \kappa^{-1/9} \gamma^{-1/18}$. The second inequality is immediately satisfied, because $\kappa = 1$ and $q = n^{1/10} \cdot \gamma^{-1/18}$. The first inequality is equivalent to

$$\log n \leq n^{14/45} \cdot d^{-1/9},$$

hence

$$(26) \quad d \leq \frac{n^{14/5}}{(\log n)^9}.$$

Let the assumption $n \geq 836$ hold, and suppose $d^4 \geq n$. Then $2d^2\sqrt{\log n/n} > 2$ and Theorem 2 vacuously holds, since the right-hand side of the bound is negative.

Now suppose that $d^4 < n$. Then for $n \geq 836$ (26) holds,

$$d < n^{1/4} \leq n^{14/5}/(\log n)^9.$$

Thus, \mathbf{X} satisfies the assumptions of Theorem 4, so that with probability at least $1 - n^{-c}$,

$$\sigma_d(\mathbf{X}) \geq \sqrt{\nu} - \sqrt{\frac{d}{n}} - \frac{C(\log n)^{2/3}}{n^{1/30}} \cdot \left(\frac{d}{n}\right)^{1/54},$$

where c and C are absolute constants. Recall the definition of \mathbf{X} and multiply both sides by $\mathcal{R} \cdot \sqrt{n}$,

$$(27) \quad \sigma_d(\mathbf{E}) \geq \mathcal{R}\sqrt{\nu \cdot n} - \mathcal{R}\sqrt{d} - \frac{C \cdot \mathcal{R} \cdot (\log n)^{2/3}}{n^{1/30}} \cdot \left(\frac{d}{n}\right)^{1/54} \cdot \sqrt{n}.$$

3. To bound $\|\mathbf{P}_\mathbf{A}\mathbf{E}\|_2$ from above, first consider the case where $\mathbf{P}_\mathbf{A}$ projects onto a one-dimensional space, so that $\mathbf{P}_\mathbf{A} = \mathbf{u}\mathbf{u}^T$ for some unit vector $\mathbf{u} \in \mathbb{R}^n$, and

$$\|\mathbf{P}_\mathbf{A}\mathbf{E}\|_2 = \|\mathbf{u}\mathbf{u}^T\mathbf{E}\|_2 = \|\mathbf{E}^T\mathbf{u}\|_2.$$

We now bound each entry of $\mathbf{E}^T\mathbf{u}$ via Theorem 1. First check the assumptions. From $\max_{i,j} |\mathbf{E}_{ij}| \leq \mathcal{R}$ follows $|\mathbf{E}_{ij}\mathbf{u}_i| \leq |\mathbf{u}_i| \cdot \mathcal{R}$ for a fixed unit vector $\mathbf{u} \in \mathbb{R}^n$.

Hence, the values of the random variable $\mathbf{E}_{ij}\mathbf{u}_i$ are in the interval $[m_{ij}, M_{ij}]$, with $(M_{ij} - m_{ij})^2 \leq 4\mathbf{u}_i^2\mathcal{R}^2$. From $\|\mathbf{u}\|_2 = 1$ follows

$$\sum_{i=1}^n (M_{ij} - m_{ij})^2 \leq 4\mathcal{R}^2.$$

Applying Theorem 1 gives

$$\begin{aligned} \mathbb{P}\left[\left|\sum_{i=1}^n \mathbf{E}_{ij}\mathbf{u}_i\right| \geq t\right] &\leq 2 \exp\left(\frac{-2t^2}{\sum_{i=1}^n (M_{ij} - m_{ij})^2}\right), \quad 1 \leq j \leq d \\ &\leq 2 \exp\left(\frac{-t^2}{2\mathcal{R}^2}\right). \end{aligned}$$

The vector norm relations

$$\|\mathbf{E}^T\mathbf{u}\|_2 \leq \|\mathbf{E}^T\mathbf{u}\|_1 = \sum_{j=1}^d \left|\sum_{i=1}^n \mathbf{E}_{ij}\mathbf{u}_i\right|,$$

followed by application of the above inequality with $t = 2\mathcal{R}\sqrt{\log n}$ and application of the union bound from Section 2.5 over all $j = 1 \dots d$ gives

$$(28) \quad \mathbb{P}\left(\|\mathbf{E}^T\mathbf{u}\|_2 \geq 2d \cdot \mathcal{R}\sqrt{\log n}\right) \leq d \cdot 2 \exp\left(\frac{-4 \cdot \mathcal{R}^2 \log n}{2\mathcal{R}^2}\right) = \frac{2d}{n^2}.$$

We extend this to the case where $\mathbf{P}_\mathbf{A}$ projects on a d -dimensional subspace, so that $\mathbf{P}_\mathbf{A} = \sum_{j=1}^d \mathbf{u}_j\mathbf{u}_j^T$ for orthonormal vectors $\mathbf{u}_j \in \mathbb{R}^n$. The triangle inequality implies

$$\|\mathbf{P}_\mathbf{A}\mathbf{E}\|_2 = \left\|\sum_{j=1}^d \mathbf{u}_j\mathbf{u}_j^T\mathbf{E}\right\|_2 \leq \sum_{j=1}^d \|\mathbf{u}_j\mathbf{u}_j^T\mathbf{E}\|_2.$$

Application of (28) and application of the union bound from Section 2.5 over all d vectors \mathbf{u}_j gives

$$(29) \quad \mathbb{P}\left[\|\mathbf{P}_\mathbf{A}\mathbf{E}\|_2 \geq 2d^2 \cdot \mathcal{R}\sqrt{\log n}\right] \leq \frac{2d^2}{n^2}$$

4. Finally, use $\tilde{\mathbf{A}} = \mathbf{A} + \mathbf{E}$ and combine (24), (25), (27), and (29) to get

$$\begin{aligned} \sigma_d(\tilde{\mathbf{A}}) &\geq \mathcal{R}\sqrt{\nu \cdot n} - \mathcal{R}\sqrt{d} - \frac{C \cdot \mathcal{R} \cdot \log^{2/3}(n)}{n^{1/30}} \cdot \left(\frac{d}{n}\right)^{1/54} \cdot \sqrt{n} \\ &\quad - 2d^2 \cdot \mathcal{R}\sqrt{\log n}. \end{aligned}$$

Application of a union bound shows that the above holds with probability at least $1 - 1/n^c - 2d^2/n^2$. At last, factor out $\mathcal{R}\sqrt{n}$ and use the abbreviation $\varepsilon_{n,d}$.

4.6 Theorem 2 is tight

To show that Theorem 2 is asymptotically tight, we exhibit $n \times d$ matrices \mathbf{A} whose stochastically rounded version $\tilde{\mathbf{A}}$ has a smallest singular value no larger than $\mathcal{R}\sqrt{n\nu}$ times a small constant, slightly larger than one, with ν from (11).

Theorem 5 *For every $n \geq d$ and $1 \leq \ell \leq n$, there exists a matrix $\mathbf{A} \in \mathbb{R}^{n \times d}$ with normalized minimum column variance $\nu = \ell/n$, whose stochastically rounded version $\tilde{\mathbf{A}}$ has a smallest singular value*

$$\sigma_d(\tilde{\mathbf{A}}) \leq \left(1 + \sqrt{1/(d-1)}\right) \mathcal{R}\sqrt{\nu n}.$$

Proof Let $\mathcal{F} = \{0, 1\}$ and set $\tilde{\mathbf{A}} = \mathbf{A} + \mathbf{E}$. Fix $\nu \in (0, 1)$ such that $\nu n = \ell$ for some integer $1 \leq \ell \leq d$. Then, $\nu = \ell/n$. Let the entries in the first ℓ rows of \mathbf{A} be equal to $1/2$ and let the remaining $n - \ell$ rows be zero.

Then, $\text{Var}(\mathbf{E}_{ij}) = 1/4$ for $1 \leq i \leq \ell$, $1 \leq j \leq d$; $\text{Var}(\mathbf{E}_{ij}) = 0$ for $\ell + 1 \leq i \leq n$, $1 \leq j \leq d$; $\mathcal{R} = \max_{i,j} |\mathbf{E}_{ij}| = 1/2$; and

$$\frac{1}{n\mathcal{R}^2} \sum_{i=1}^n \text{Var}(\mathbf{E}_{ij}) = \frac{4}{n} \sum_{i=1}^{\ell} \frac{1}{4} = \frac{\ell}{n} = \nu, \quad 1 \leq j \leq d.$$

By construction, \mathbf{A} has a single non-zero singular value, and $\sigma_j(\mathbf{A}) = 0$, $2 \leq j \leq d$. Weyl's inequality [4, Theorem III.2.1] implies

$$(30) \quad \sigma_d(\tilde{\mathbf{A}}) = \sigma_d(\mathbf{A} + \mathbf{E}) \leq \sigma_2(\mathbf{A}) + \sigma_{d-1}(\mathbf{E}) = \sigma_{d-1}(\mathbf{E}).$$

Since $\mathbf{E}_{ij} = \pm 1/2$ for $1 \leq i \leq \ell$, $1 \leq j \leq d$ and zero otherwise, we have $\|\mathbf{E}\|_F^2 = \ell d/4$. Inserting this into the Frobenius norm

$$\|\mathbf{E}\|_F^2 = \sum_{i=1}^d \sigma_i^2(\mathbf{E}) \geq \sum_{i=1}^{d-1} \sigma_i^2(\mathbf{E}) \geq (d-1) \sigma_{d-1}^2(\mathbf{E}),$$

gives

$$\sigma_{d-1}^2(\mathbf{E}) \leq \frac{1}{d-1} \|\mathbf{E}\|_F^2 = \frac{d}{d-1} \cdot \frac{1}{4} \ell = \frac{d}{4(d-1)} n \nu.$$

At last, take square roots, combine with (30), and abbreviate $\mathcal{R} = 1/2$. ■

5 Experiments

The numerical experiments illustrate the behavior of the smallest singular value under SR-nearness, and support our results from Section 4. The experiments are designed so that the effects of fine-grained changes

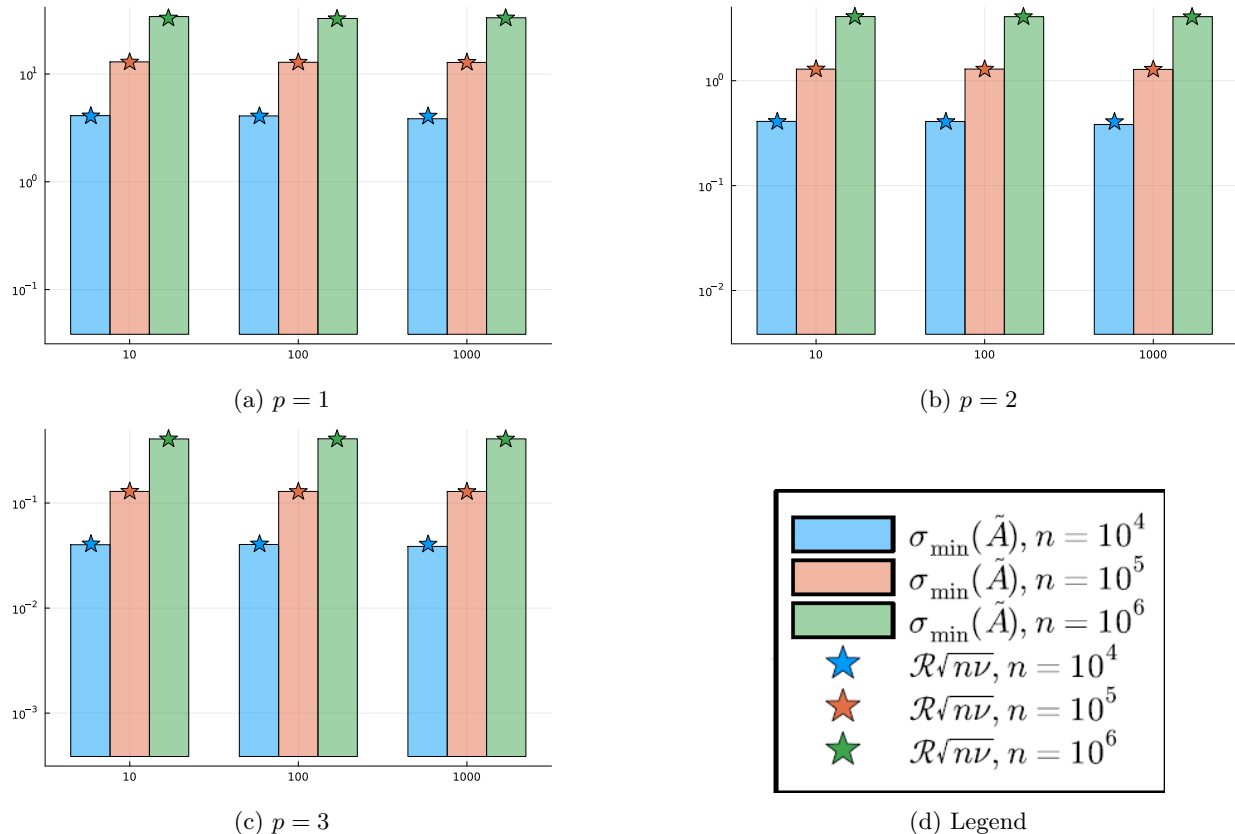


Figure 1: Matrices $\tilde{\mathbf{A}}$ with smallest singular value zero, stochastically rounded to $\mathcal{F}^{\{p\}}$, $1 \leq p \leq 3$. The horizontal axis represents the number of columns d , and the vertical axis the smallest singular value $\sigma_d(\tilde{\mathbf{A}})$ of $\tilde{\mathbf{A}}$.

Each panel shows 3 different values for the number of rows: $n = 10^4$ (cyan); $n = 10^6$ (orange); and $n = 10^7$ rows (green). For each combination of n and d , the lower bound (2) is plotted: \star ($n = 10^4$), \star ($n = 10^6$), and \star ($n = 10^7$).

in precision can be easily discerned. The scripts for reproducing the numerical experiment are published in our git repository ⁴.

More specifically, we investigate the behavior of $\sigma_d(\tilde{\mathbf{A}})$ as a function of the aspect ratio n/d , the smallest singular value $\sigma_d(\mathbf{A})$, and the minimal column variance ν . All matrices \mathbf{A} have entries in $[-1, 1]$. SR nearness maps the elements of \mathbf{A} to elements of the set $\mathcal{F}^{\{p\}}$, $1 \leq p \leq 5$, where

$$(31) \quad \mathcal{F}^{\{p\}} = \left\{ \pm m/10^p, \quad \text{for all integers } m = \underbrace{0, 1, 2, \dots, 10^p - 1}_{\leq p \text{ digits}} \right\} \cup \{\pm 1\}.$$

This is equivalent to rounding to a signed base-10 fixed-point precision with at most p digits in the fractional part.

We present experiments for: rank deficient matrices in Section 5.1; rank deficient matrices with controlled ν in Section 5.2; and full rank matrices in Section 5.3.

5.1 Figure 1: Rank deficient matrices

We discuss the construction of the matrices, then present the experiments and the conclusions. The goal is to understand how the aspect ratio n/d affects the behavior of $\sigma_d(\tilde{\mathbf{A}})$.

⁴https://github.com/cboutsikas/stoch_rounding_iplicit_reg

Matrices We start with an $n \times d$ matrix whose elements are independent identically distributed random variables $\mathcal{N}(0, 1)$ and enforce rank deficiency by setting the smallest singular value to zero. At last we normalize so that all entries are in $[-1, 1]$.

We consider row dimensions $n = 10^4, 10^5, 10^6$ and column dimensions $d = 10, 100, 1,000$. Matrices with $n = 10^5$ and $n = 10^6$ rows are constructed by vertically stacking 10 and 100, respectively, identical matrices with 10^4 rows. Such a construction, along with appropriate scaling, allows for matrices with a fixed number of columns d , sharing the same singular values, despite varying numbers of rows n . To be specific, given $\mathbf{A} \in \mathbb{R}^{n \times d}$, the vertically stacked matrix $\mathbf{A}_k \in \mathbb{R}^{(kn) \times d}$ has singular values $\frac{1}{\sqrt{k}}\sigma_i(\mathbf{A}_k) = \sigma_i(\mathbf{A})$, $1 \leq i \leq d$.

Figure 1a The elements $\tilde{\mathbf{A}}_{ij}$ belong to $\mathcal{F}^{\{1\}}$, thus $\|\mathbf{A}_{ij}\| - \|\mathbf{A}_{ij}\| \leq 10^{-1}$.

The smallest singular value of $\tilde{\mathbf{A}}$ has increased from zero to the following: $\sigma_d(\tilde{\mathbf{A}}) \approx 4$ for $n = 10^4$; $\sigma_d(\tilde{\mathbf{A}}) \approx 12$ for $n = 10^5$; and $\sigma_d(\tilde{\mathbf{A}}) \approx 34$ for $n = 10^6$.

Figure 1b The elements $\tilde{\mathbf{A}}_{ij}$ belong to $\mathcal{F}^{\{2\}}$, and thus, $\|\mathbf{A}_{ij}\| - \|\mathbf{A}_{ij}\| \leq 10^{-2}$. The smallest singular value of $\tilde{\mathbf{A}}$ has increased from zero to the following: $\sigma_d(\tilde{\mathbf{A}}) \approx 0.4$ for $n = 10^4$; $\sigma_d(\tilde{\mathbf{A}}) \approx 1.2$ for $n = 10^5$; and $\sigma_d(\tilde{\mathbf{A}}) \approx 4$ for $n = 10^6$.

Figure 1c The elements $\tilde{\mathbf{A}}_{ij}$ belong to $\mathcal{F}^{\{3\}}$, and thus, $\|\mathbf{A}_{ij}\| - \|\mathbf{A}_{ij}\| \leq 10^{-3}$. The smallest singular value of $\tilde{\mathbf{A}}$ has increased from zero to the following: $\sigma_d(\tilde{\mathbf{A}}) \approx 0.04$ for $n = 10^4$; $\sigma_d(\tilde{\mathbf{A}}) \approx 0.12$ for $n = 10^5$; and $\sigma_d(\tilde{\mathbf{A}}) \approx 0.4$ for $n = 10^6$.

Conclusions The experiments in Figure 1 predict perfectly the behavior of the smallest singular value of the stochastically rounded matrix $\tilde{\mathbf{A}}$, for all considered aspect ratios n/d and all precisions p . The increase in precision p with the attendant decrease in round off error is clearly reflected in the decrease in $\sigma_d(\tilde{\mathbf{A}})$ as p increases. The above observations are also true for $p = 4$ and 5 , which are not shown here.

5.2 Rank deficient matrices with controlled ν : Figure 2

We discuss the construction of the matrices, then present the experiments and the conclusions. The goal is to understand how the parameter ν influences the behavior of $\sigma_d(\tilde{\mathbf{A}})$.

Matrices We start with a $10^4 \times d$ matrix whose elements are independent identically distributed random variables $\mathcal{N}(0, 1)$, and enforce rank deficiency by setting two columns equal to each other. At last we normalize so that all entries are in $[-1, 1]$.

For each column dimension d , and target accuracy p , we create two matrices: \mathbf{A}^h with a ‘high’ value of ν close to one; and \mathbf{A}^l with a ‘low’ value of ν close to $5 \cdot 10^{-4}$. For a target accuracy p , we carefully manipulate the $(p + 1)$ st decimal digit in each entry of the matrix.

Figure 2a The elements $\tilde{\mathbf{A}}_{ij}^h$ and $\tilde{\mathbf{A}}_{ij}^l$ belong to $\mathcal{F}^{\{1\}}$, thus $\|\mathbf{A}_{ij}^h\| - \|\mathbf{A}_{ij}^h\| \leq 10^{-1}$ and $\|\mathbf{A}_{ij}^l\| - \|\mathbf{A}_{ij}^l\| \leq 10^{-1}$.

The smallest singular value has increased from zero to the following: $\sigma_d(\tilde{\mathbf{A}}^h) \approx 5$ and $\sigma_d(\tilde{\mathbf{A}}^l) \approx 2$.

Figure 2b The elements $\tilde{\mathbf{A}}_{ij}^h$ and $\tilde{\mathbf{A}}_{ij}^l$ belong to $\mathcal{F}^{\{1\}}$, thus $\|\mathbf{A}_{ij}^h\| - \|\mathbf{A}_{ij}^h\| \leq 10^{-2}$ and $\|\mathbf{A}_{ij}^l\| - \|\mathbf{A}_{ij}^l\| \leq 10^{-2}$.

The smallest singular value has increased from zero to the following: $\sigma_d(\tilde{\mathbf{A}}^h) \approx 0.5$ and $\sigma_d(\tilde{\mathbf{A}}^l) \approx 0.2$.

Figure 2c The elements $\tilde{\mathbf{A}}_{ij}^h$ and $\tilde{\mathbf{A}}_{ij}^l$ belong to $\mathcal{F}^{\{1\}}$, thus $\|\mathbf{A}_{ij}^h\| - \|\mathbf{A}_{ij}^h\| \leq 10^{-3}$ and $\|\mathbf{A}_{ij}^l\| - \|\mathbf{A}_{ij}^l\| \leq 10^{-3}$.

The smallest singular value has increased from zero to the following: $\sigma_d(\tilde{\mathbf{A}}^h) \approx 0.05$ and $\sigma_d(\tilde{\mathbf{A}}^l) \approx 0.02$.

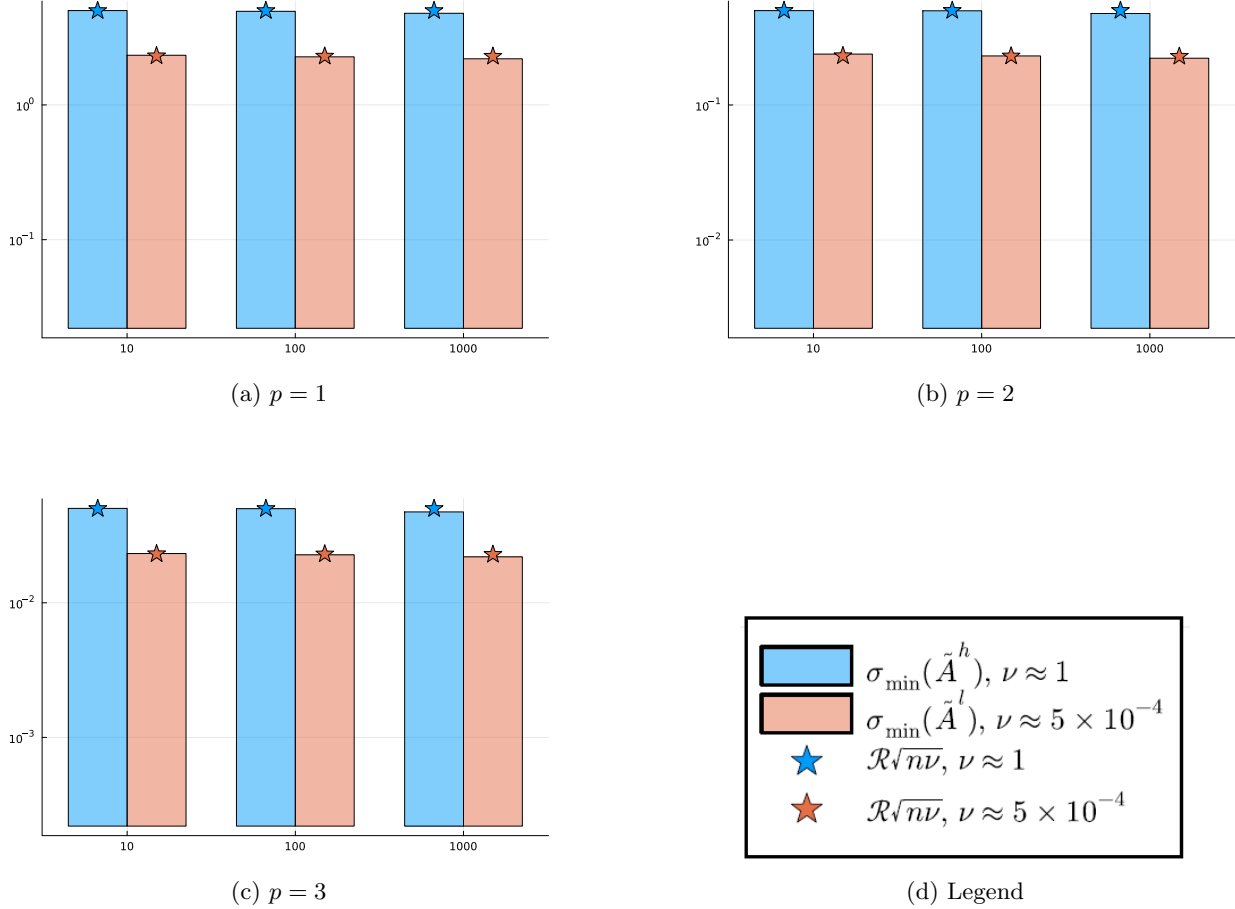


Figure 2: Matrices $\tilde{\mathbf{A}}^h$ and $\tilde{\mathbf{A}}^l$ whose smallest singular value is equal to zero, stochastically rounded to $\mathcal{F}^{\{p\}}$, for $p = 1 \dots 3$. The horizontal axis represents the number of columns d and the vertical axis the smallest singular values $\sigma_d(\tilde{\mathbf{A}}^h)$ and $\sigma_d(\tilde{\mathbf{A}}^l)$.

Each panel shows matrices with 2 different values for ν : a high value $\nu \approx 1$ (cyan) and a low value $\nu \approx 5 \times 10^{-4}$ (orange). For each combination of ν and d , we also plot the respective bound, the lower bound (2) is plotted: \star ($\nu \approx 1$), \star ($\nu \approx 5 \times 10^{-4}$).

Conclusions The experiments in Figure 2 predict perfectly the behavior of the smallest singular value of the stochastically rounded matrices $\tilde{\mathbf{A}}^h$ and $\tilde{\mathbf{A}}^l$, for all precisions p . The increase in precision p with the attendant decrease in round off error is clearly reflected in the decrease in $\sigma_d(\tilde{\mathbf{A}})$ as p increases. The above observations are also true for $p = 4$ and 5 , which are not shown here.

5.3 Full rank matrices: Figure 3

The full-rank matrices \mathbf{A} have a smallest singular value $\sigma_d(\mathbf{A}) = 10^{-2}$. The goal is to understand how the aspect ratio n/d affects the behavior of $\sigma_d(\tilde{\mathbf{A}})$.

Figure 3a The elements $\tilde{\mathbf{A}}_{ij}$ belong to $\mathcal{F}^{\{1\}}$, thus $\|\mathbf{A}_{ij}\| - \|\tilde{\mathbf{A}}_{ij}\| \leq 10^{-1}$.

The smallest singular value of $\tilde{\mathbf{A}}$ has increased from 10^{-2} to the following: $\sigma_d(\tilde{\mathbf{A}}) \approx 4$ for $n = 10^4$; $\sigma_d(\tilde{\mathbf{A}}) \approx 13$ for $n = 10^5$; and $\sigma_d(\tilde{\mathbf{A}}) \approx 33$ for $n = 10^6$.

Figure 3b The elements $\tilde{\mathbf{A}}_{ij}$ belong to $\mathcal{F}^{\{1\}}$, thus $\|\mathbf{A}_{ij}\| - \|\tilde{\mathbf{A}}_{ij}\| \leq 10^{-2}$.

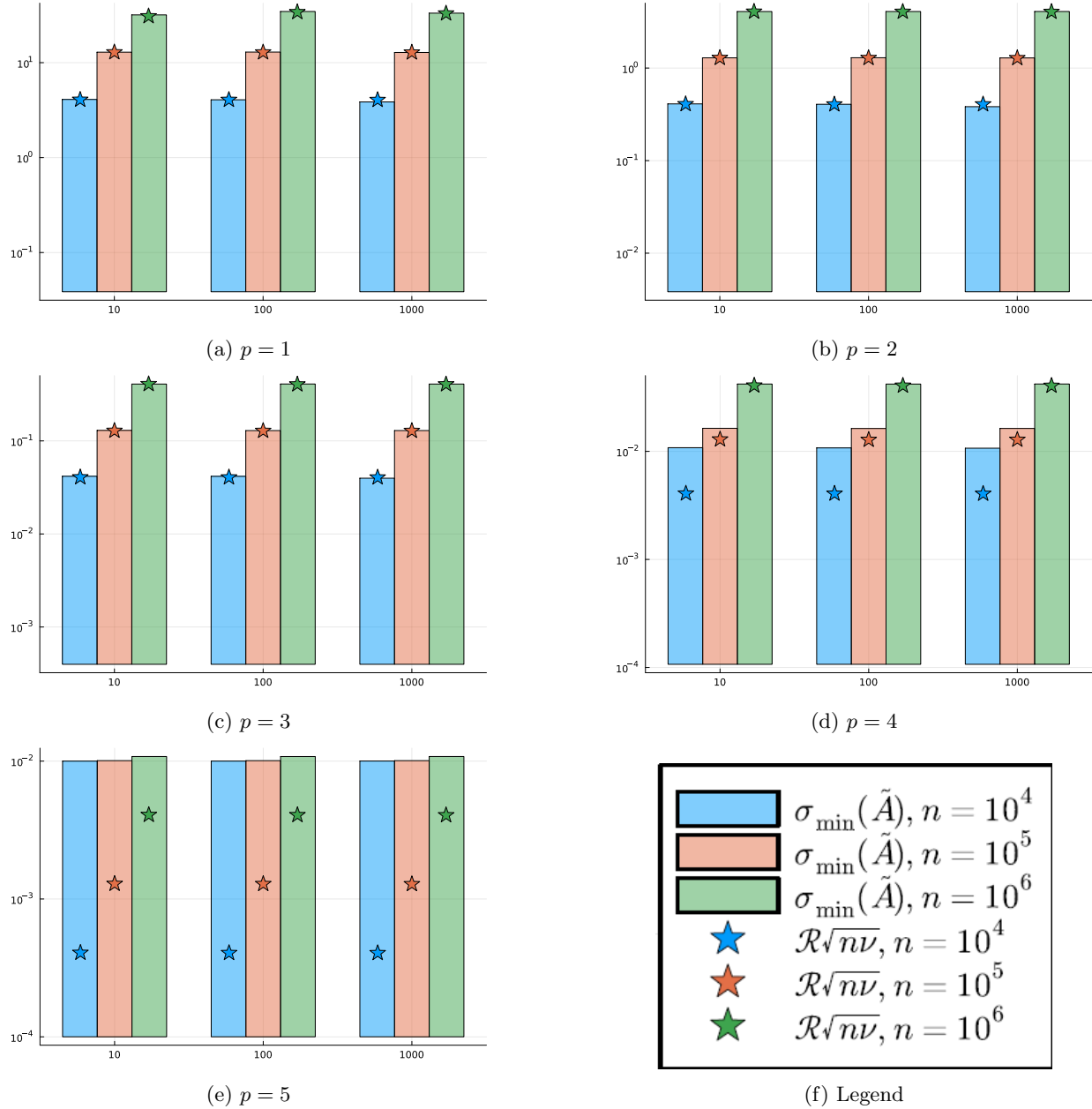


Figure 3: Matrices with smallest singular value equal to 10^{-2} , stochastically rounded to $\mathcal{F}^{(p)}$, for $p = 1 \dots 5$. The horizontal axis represents the number of columns d , and the vertical axis the smallest singular value $\sigma_d(\tilde{A})$ of \tilde{A} .

Each panel shows 3 different values for the number of rows n : $n = 10^4$ (cyan); $n = 10^6$ (orange); and $n = 10^7$ rows (green). For each combination of n and d , the lower bound(2) is plotted: \star ($n = 10^4$), \star ($n = 10^6$), and \star ($n = 10^7$).

The smallest singular value of $\tilde{\mathbf{A}}$ has increased from 10^{-2} to the following: $\sigma_d(\tilde{\mathbf{A}}) \approx 0.4$ for $n = 10^4$; $\sigma_d(\tilde{\mathbf{A}}) \approx 1.3$ for $n = 10^5$; and $\sigma_d(\tilde{\mathbf{A}}) \approx 4$ for $n = 10^6$.

Figure 3c The elements $\tilde{\mathbf{A}}_{ij}$ belong to $\mathcal{F}^{\{1\}}$, thus $\|\mathbf{A}_{ij}\| - \|\tilde{\mathbf{A}}_{ij}\| \leq 10^{-3}$.

The smallest singular value of $\tilde{\mathbf{A}}$ has increased from 10^{-2} to the following: $\sigma_d(\tilde{\mathbf{A}}) \approx 0.04$ for $n = 10^4$; $\sigma_d(\tilde{\mathbf{A}}) \approx 0.13$ for $n = 10^5$; and $\sigma_d(\tilde{\mathbf{A}}) \approx 0.4$ for $n = 10^6$.

Figure 3d The elements $\tilde{\mathbf{A}}_{ij}$ belong to $\mathcal{F}^{\{1\}}$, thus $\|\mathbf{A}_{ij}\| - \|\tilde{\mathbf{A}}_{ij}\| \leq 10^{-4}$.

The smallest singular value of $\tilde{\mathbf{A}}$ behaves as follows: For $n = 10^4$, $\sigma_d(\tilde{\mathbf{A}}) \approx 10^{-2}$ shows no increase. For $n = 10^5$, $\sigma_d(\tilde{\mathbf{A}}) \approx 1.6 \times 10^{-2}$ has slightly increased; and for $n = 10^6$ $\sigma_d(\tilde{\mathbf{A}}) \approx 4 \times 10^{-2}$ has increased by a factor of 4.

Figure 3e The elements $\tilde{\mathbf{A}}_{ij}$ belong to $\mathcal{F}^{\{1\}}$, thus $\|\mathbf{A}_{ij}\| - \|\tilde{\mathbf{A}}_{ij}\| \leq 10^{-5}$.

For $n = 10^4, 10^5, 10^6$, $\sigma_d(\tilde{\mathbf{A}}) \approx 10^{-2}$ has not increased.

Conclusions The experiments in Figure 3 accurately predict the behavior of the smallest singular value for $p = 1, 2, 3$. The smallest singular values of the rounded matrix $\tilde{\mathbf{A}}$ have the same order of magnitude as those in Section 5.1 where the original matrix is rank deficient.

For $p = 4$ and, especially, for $p = 5$ and smaller values of n , our lower bound is looser.

6 Future work

First, we need to relax the assumptions for the singular value bound in Theorem 2, so they resemble the assumptions of Theorem 6, where the perturbations are Gaussian. While we don't expect the gap between bounds for SR-nearness and Gaussian perturbations to be completely bridged, we need to understand how the former bounds can be improved. This will require novel and more powerful RMT results along the lines of Theorem 4.

Second, we conjecture that for all sufficiently tall-and-thin matrices \mathbf{A} , SR-nearness produces a matrix whose smallest singular value is bounded away from zero as in (2). Although removal of $\epsilon_{n,d}$ from (2) seems infeasible with state-of-the-art RMT bounds, our numerical experiments strongly support this conjecture.

A Proof for Section 4.1

Distinguish the columns of the rounded matrix,

$$\tilde{\mathbf{A}} = \begin{bmatrix} \tilde{\mathbf{A}}_1 & \tilde{\mathbf{A}}_2 \end{bmatrix}.$$

Since, in expectation, half of the entries of $\tilde{\mathbf{A}}$ are equal to one and the other half are equal to zero, the columns of $\tilde{\mathbf{A}}$ have expected squared norms equal to

$$(32) \quad \mathbb{E}\|\tilde{\mathbf{A}}_j\|_2^2 = \frac{n}{2}, \quad j = 1, 2.$$

In the inner product between the two columns,

$$\tilde{\mathbf{A}}_1^T \tilde{\mathbf{A}}_2 = \sum_{i=1}^n \tilde{\mathbf{A}}_{i1} \tilde{\mathbf{A}}_{i2},$$

the i th summand $\tilde{\mathbf{A}}_{i1} \tilde{\mathbf{A}}_{i2} = 1$ only if $\mathbf{A}_{i,1} = \mathbf{A}_{i,2} = 1$, which occurs with probability $1/4$. Hence the expected inner product between the two columns equals

$$(33) \quad \mathbb{E}(\mathbf{A}_1^T \mathbf{A}_2) = \frac{n}{4}.$$

The 2×2 Gram matrix $\tilde{\mathbf{A}}^T \tilde{\mathbf{A}}$ has expectation

$$\mathbb{E}[\tilde{\mathbf{A}}^T \tilde{\mathbf{A}}] = \begin{bmatrix} \frac{n}{2} & \frac{n}{4} \\ \frac{n}{4} & \frac{n}{2} \end{bmatrix} = \frac{n}{4} \begin{bmatrix} 2 & 1 \\ 1 & 2 \end{bmatrix},$$

which immediately implies that $\sigma_2(\mathbb{E}[\tilde{\mathbf{A}}^T \tilde{\mathbf{A}}]) = n/4$.

Denote by $\mathbf{B} = \tilde{\mathbf{A}}^T \tilde{\mathbf{A}} - \mathbb{E}[\tilde{\mathbf{A}}^T \tilde{\mathbf{A}}]$ the deviation of the Gram matrix from its expectation. Weyl's inequality and the bound $\|\mathbf{B}\|_2 \leq \|\mathbf{B}\|_F$ give

$$(34) \quad \begin{aligned} \sigma_2(\tilde{\mathbf{A}})^2 &= \sigma_2(\tilde{\mathbf{A}}^T \tilde{\mathbf{A}}) = \sigma_2(\mathbb{E}[\tilde{\mathbf{A}}^T \tilde{\mathbf{A}}] - (\mathbb{E}[\tilde{\mathbf{A}}^T \tilde{\mathbf{A}}] - \tilde{\mathbf{A}}^T \tilde{\mathbf{A}})) \\ &\geq \sigma_2(\mathbb{E}[\tilde{\mathbf{A}}^T \tilde{\mathbf{A}}]) - \|\mathbf{B}\|_2 \\ &\geq \sigma_2(\mathbb{E}[\tilde{\mathbf{A}}^T \tilde{\mathbf{A}}]) - \|\mathbf{B}\|_F \\ &= \frac{n}{4} - \|\mathbf{B}\|_F. \end{aligned}$$

It remains to bound $\|\mathbf{B}\|_F$. Since $(\tilde{\mathbf{A}}^T \tilde{\mathbf{A}})_{ij} = \sum_{k=1}^n \tilde{\mathbf{A}}_{ki} \tilde{\mathbf{A}}_{kj}$ is the sum of n random variables that are either zero or one, we can invoke Theorem 1,

$$\mathbb{P}[|\mathbf{B}_{ij}| \geq t] = \mathbb{P}\left[|(\tilde{\mathbf{A}}^T \tilde{\mathbf{A}})_{ij} - \mathbb{E}[(\tilde{\mathbf{A}}^T \tilde{\mathbf{A}})_{ij}]| \geq t\right] \leq 2 \exp\left(\frac{-2t^2}{n}\right).$$

Applying a union bound over the four events that represent the entries of \mathbf{B} being less than t gives the failure probability

$$\mathbb{P}\left[\sum_{i,j=1}^2 |\mathbf{B}_{ij}| \geq 4t\right] \leq 8 \exp\left(\frac{-2t^2}{n}\right).$$

and the success probability of the complementary event,

$$\mathbb{P}\left[\sum_{i,j=1}^2 |\mathbf{B}_{ij}| \leq 4t\right] \geq 1 - 8 \exp\left(\frac{-2t^2}{n}\right).$$

Vector p -norm relations imply

$$\|\mathbf{B}\|_F = \|\text{vec}(\mathbf{B})\|_2 \leq \|\text{vec}(\mathbf{B})\|_1 = \sum_{i,j=1}^2 |\mathbf{B}_{ij}|.$$

Insert this into the success probability,

$$\mathbb{P}(\|\mathbf{B}\|_F \leq 4t) \geq 1 - 8 \exp\left(\frac{-2t^2}{n}\right).$$

and combine with (34) to obtain a lower bound for $\sigma_2^2(\tilde{\mathbf{A}})$,

$$\mathbb{P}\left(\sigma_2^2(\tilde{\mathbf{A}}) \geq \frac{n}{4} - 4t\right) \geq 1 - 8 \exp\left(\frac{-2t^2}{n}\right).$$

Setting $t = 2\sqrt{n}$ gives

$$(35) \quad \sigma_2^2(\tilde{\mathbf{A}}) \geq 0.25 \cdot n - 8\sqrt{n},$$

with probability at least 0.997.

B Gaussian perturbations

We consider perturbations $\tilde{\mathbf{A}} = \mathbf{A} + \mathbf{E}$, where⁵ $\mathbf{E}_{i,j} = \mathcal{N}(0, 1)$, and show that the smallest singular value of $\tilde{\mathbf{A}}$ is bounded away from zero with high probability. While this perturbation model is not relevant for stochastic rounding, we do note that Theorem 6 is much sharper than Theorem 2 and Corollary 3.

For example, if $n = 900$ and $d = 25$, then Theorem 6, with $t = 4$ shows that $\sigma_d(\tilde{\mathbf{A}}) \geq 1$ with probability at least 0.98, *without any additional assumptions*. This provides evidence that the assumptions of Theorem 2 and Corollary 3 could be significantly relaxed for non-Gaussian, non-identically distributed perturbations. The stronger bounds in this section are derived to from very strong measure concentration inequalities for Gaussian distributions, as well as the fact that these distribution are invariant under unitary transformations.

The proof follows the same high-level proof structure as in Section 4.5. We start by stating our main result.

Theorem 6 *Let $\mathbf{A} \in \mathbb{R}^{n \times d}$, and let $\mathbf{E} \in \mathbb{R}^{n \times d}$ be a random matrix with independent, identically distributed Gaussian entries, i.e., $\mathbf{E}_{ij} = \mathcal{N}(0, 1)$. Then, for any $t > 0$,*

$$\mathbb{P}\left(\sigma_d(\mathbf{A} + \mathbf{E}) \geq \sqrt{n} - (1+t)\sqrt{d} - t\right) \geq 1 - (2d+1)e^{-t^2/2}.$$

Proof As in Section 4.5, we decompose the task of lower bounding $\sigma_d(\mathbf{A} + \mathbf{E})$ into two parts. Again, for any orthogonal projector \mathbf{P} ,

$$\sigma_d(\mathbf{A} + \mathbf{E}) \geq \sigma_d(\mathbf{P}(\mathbf{A} + \mathbf{E})).$$

Let $\mathbf{P}_{\mathbf{A}} \in \mathbb{R}^{n \times n}$ be the orthogonal projector onto the d dimensional column space of \mathbf{A} , and $\mathbf{P}_{\mathbf{A},\perp} = \mathbf{I} - \mathbf{P}_{\mathbf{A}}$ the orthogonal projector onto the $n - d$ dimensional left null space of \mathbf{A} . Then

$$\sigma_d(\mathbf{A} + \mathbf{E}) \geq \sigma_d(\mathbf{P}_{\mathbf{A},\perp}(\mathbf{A} + \mathbf{E})) = \sigma_d(\mathbf{P}_{\mathbf{A},\perp}\mathbf{E}).$$

Weyl's inequality implies

$$(36) \quad \sigma_d(\mathbf{P}_{\mathbf{A},\perp}\mathbf{E}) = \sigma_d(\mathbf{E} - (\mathbf{I} - \mathbf{P}_{\mathbf{A},\perp})\mathbf{E}) \geq \sigma_d(\mathbf{E}) - \|\mathbf{P}_{\mathbf{A}}\mathbf{E}\|_2.$$

⁵By rescaling the bound by $\sigma > 0$, we can extend the bound to any \mathbf{E} with $\mathbf{E}_{ij} = \mathcal{N}(0, \sigma)$.

We have now broken our task into two conceptual components. First, we must make sure that the random matrix \mathbf{E} has a large minimum singular value. Second, the projection of \mathbf{E} must be small. In other words, the matrix \mathbf{E} should not concentrate in any d -dimensional space.

We start by lower bounding $\sigma_d(\mathbf{E})$. From [30, Expression below (1.11)] follows that for any $t > 0$,

$$(37) \quad \mathbb{P}(\sigma_d(\mathbf{E}) \leq \sqrt{n} - \sqrt{d} - t) \leq e^{-t^2/2}.$$

Next, we bound $\|\mathbf{P}_A \mathbf{E}\|_2$ by first leveraging the unitary invariance of the Gaussian distribution. If $\mathbf{g} \in \mathbb{R}^n$ is a vector with independent, identically distributed standard normal entries, then the distribution of $\mathbf{U}\mathbf{g}$ is the same as the distribution of \mathbf{g} for any orthogonal matrix $\mathbf{U} \in \mathbb{R}^{n \times n}$. Since the columns of \mathbf{E} are independent, we can apply this result column-wise to conclude that the distribution of \mathbf{E} is equal to the distribution of $\mathbf{U}\mathbf{E}$ for any orthogonal matrix \mathbf{U} . Let

$$(38) \quad \mathbf{P}_A = \mathbf{U} \begin{bmatrix} \mathbf{I}_d & \mathbf{0}_{d \times (n-d)} \\ \mathbf{0}_{(n-d) \times d} & \mathbf{0}_{(n-d) \times (n-d)} \end{bmatrix} \mathbf{U}^T$$

be an eigenvalue decomposition where $\mathbf{U} \in \mathbb{R}^{n \times n}$ is an orthogonal matrix. From the rotational invariance of the Gaussian distribution follows that the entries of $\mathbf{U}^T \mathbf{E} \in \mathbb{R}^{n \times d}$ are also independent, identically distributed Gaussian normal random variables. The unitary invariance of the two-norm implies

$$(39) \quad \|\mathbf{P}_A \mathbf{E}\|_2 = \|\mathbf{G}\|_2 \quad \text{where} \quad \mathbf{G} \equiv [\mathbf{I}_d \quad \mathbf{0}_{d \times (n-d)}] \mathbf{U}^T \mathbf{E} \in \mathbb{R}^{d \times d}$$

is the matrix that contains the leading d rows of $\mathbf{U}^T \mathbf{E}$.

From Lemma B.1 and (39) follows

$$\mathbb{P}(\|\mathbf{P}_A \mathbf{E}\|_2 = \mathbb{P}(\|\mathbf{G}\|_2 \geq t\sqrt{d}) \leq 2de^{-t^2/2}$$

for all $t > 0$. Combining this with (37) and applying a union bound to control the two failure probabilities gives

$$\mathbb{P}\left(\sigma_d(\mathbf{E}) - \|\mathbf{P}_A \mathbf{E}\|_2 \leq \sqrt{n} - (1+t)\sqrt{d} - t\right) \leq (2d+1)e^{-t^2/2}$$

for all $t > 0$. The complement of the above event, for all $t > 0$, is

$$\mathbb{P}\left(\sigma_d(\mathbf{E}) - \|\mathbf{P}_A \mathbf{E}\|_2 \geq \sqrt{n} - (1+t)\sqrt{d} - t\right) \geq 1 - (2d+1)e^{-t^2/2}.$$

At last, combine the above with (36). ■

In order to bound the largest singular value of a Gaussian matrix, we will use the following concentration inequality from prior work.

Theorem 7 (Theorem 4.1.1 in [32]) *Consider a finite sequence of $\{\mathbf{B}_k\}$ of fixed real-valued matrices with dimension $d_1 \times d_2$, and let $\{\gamma_k\}$ be a finite sequence of independent standard normal variables. Introduce the Gaussian series:*

$$\mathbf{Z} = \sum_k \gamma_k \mathbf{B}_k.$$

Let $\mathcal{V}(\mathbf{Z})$ be the matrix variance statistic of the sum:

$$\begin{aligned} \mathcal{V}(\mathbf{Z}) &= \max\{\mathbb{E}\|\mathbf{Z}\mathbf{Z}^T\|_2, \mathbb{E}\|\mathbf{Z}^T\mathbf{Z}\|_2\} \\ &= \max\left\{\mathbb{E}\left\|\sum_k \mathbf{B}_k \mathbf{B}_k^T\right\|_2, \mathbb{E}\left\|\sum_k \mathbf{B}_k^T \mathbf{B}_k\right\|_2\right\}. \end{aligned}$$

Then,

$$\mathbb{E}\|\mathbf{Z}\|_2 \leq \sqrt{2 \cdot \mathcal{V}(\mathbf{Z}) \log(d_1 + d_2)}.$$

Furthermore, for all $t \geq 0$,

$$\mathbb{P}(\|\mathbf{Z}\|_2 \geq t) \leq (d_1 + d_2) \exp\left(\frac{-t^2}{2 \cdot \mathcal{V}(\mathbf{Z})}\right).$$

The following lemma bounds the largest singular value of Gaussian matrices, whose entries are independent, identically distributed $\mathcal{N}(0, 1)$ random variables.

Lemma B.1 *Let $\mathbf{G} \in \mathbb{R}^{d \times d}$ be a random matrix with independent, identically distributed standard normal entries. Then, for all $t \geq 0$,*

$$\mathbb{P}(\|\mathbf{G}\|_2 \geq t\sqrt{d}) \leq 2de^{-t^2/2}.$$

Proof We will apply Theorem 7. First write \mathbf{G} as a sum of outer products

$$\mathbf{G} = \sum_{i,j=1}^d g_{ij} \mathbf{e}_i \mathbf{e}_j^T,$$

where g_{ij} are independent identically distributed standard normal variables and $\mathbf{e}_i \in \mathbb{R}^d$, $1 \leq i \leq d$, are the columns of the identity matrix $\mathbf{I} \in \mathbb{R}^{d \times d}$. In order to apply the aforementioned theorem we need to bound:

$$\left\| \sum_{i,j=1}^d \mathbf{e}_i \mathbf{e}_j^T (\mathbf{e}_i \mathbf{e}_j^T)^T \right\|_2 = \left\| \sum_{i,j=1}^d \mathbf{e}_i \mathbf{e}_i^T \right\|_2 = \|d \cdot \mathbf{I}_d\|_2 = d.$$

Similarly, $\|\sum_{i,j=1}^d (\mathbf{e}_i \mathbf{e}_j^T)^T \mathbf{e}_i \mathbf{e}_j^T\|_2 = d$. Hence in Theorem 7 the parameter $\mathcal{V}(\mathbf{G})$ is equal to d , and so,

$$\mathbb{P}[\|\mathbf{G}\|_2 \geq t] \leq 2de^{-t^2/2d}.$$

Rescaling the parameter t by a \sqrt{d} factor concludes the proof. ■

References

- [1] Jonah M. Alben et al. *Stochastic rounding of numerical values*. 2019. URL: <https://patents.google.com/patent/US10684824B2/en?q=US+10%2c684%2c824+B2>.
- [2] El-Mehdi El Arar et al. “Stochastic Rounding Variance and Probabilistic Bounds: A New Approach”. In: *SIAM J. Sci. Comput.* 45.5 (2023), pp. C255–C275. DOI: 10.1137/22M1510819. URL: <https://doi.org/10.1137/22M1510819>.
- [3] El-Mehdi El Arar et al. “The Positive Effects of Stochastic Rounding in Numerical Algorithms”. In: *2022 IEEE 29th Symposium on Computer Arithmetic (ARITH)*. 2022, pp. 58–65. DOI: 10.1109/ARITH54963.2022.00018.
- [4] Rajendra Bhatia. *Matrix analysis*. Vol. 169. Springer Science & Business Media, 2013.
- [5] Christos Boutsikas, Petros Drineas, and Ilse C. F. Ipsen. “Small singular values can increase in lower precision”. In: *SIAM J. Matrix Anal. Appl.* (accepted).
- [6] Jonathan D. Bradbury et al. *Reproducible stochastic rounding for out of order processors*. 2016. URL: <https://patents.google.com/patent/US10083008B2/en?q=US+10083008+>.
- [7] Jonathan D. Bradbury et al. *Stochastic rounding floating-point multiply instruction using entropy from a register*. 2016. URL: <https://patents.google.com/patent/US10445066B2/en?q=US+10445066>.
- [8] Michael P Connolly, Nicholas J Higham, and Theo Mary. “Stochastic rounding and its probabilistic backward error analysis”. In: *SIAM J. Sci. Comput.* 43.1 (2021), A566–A585.
- [9] Matteo Croci and Michael B. Giles. “Effects of round-to-nearest and stochastic rounding in the numerical solution of the heat equation in low precision”. In: *IMA J. Numer. Anal.* 43.3 (2023), pp. 1358–1390.

- [10] Matteo Croci et al. “Stochastic rounding: implementation, error analysis and applications”. In: *Royal Society Open Science* 9.3 (Mar. 2022). URL: <https://royalsocietypublishing.org/doi/10.1098/rsos.211631>.
- [11] Mike Davies et al. “Loihi: A neuromorphic manycore processor with on-chip learning”. In: *IEEE Micro* 38.1 (2018), pp. 82–99.
- [12] Christophe Denis, Pablo De Oliveira Castro, and Eric Petit. “Verificarlo: Checking floating point accuracy through monte carlo arithmetic”. In: *arXiv preprint arXiv:1509.01347* (2015).
- [13] Ioana Dumitriu and Yizhe Zhu. “Extreme singular values of inhomogeneous sparse random rectangular matrices”. In: *arXiv preprint arXiv:2209.12271* (2022).
- [14] François Févotte and Bruno Lathuiliere. “VERROU: a CESTAC evaluation without recompilation”. In: *SCAN 2016* (2016), p. 47.
- [15] GE Forsythe. “Round-off errors in numerical integration on automatic machinery”. In: *Bull. Amer. Math. Soc.* 56.1 (Jan. 1950), pp. 55–65. ISSN: 0002-9904. DOI: 10.1090/S0002-9904-1950-09343-4. URL: <http://www.ams.org/journal-getitem?pii=S0002-9904-1950-09343-4>.
- [16] Suyog Gupta et al. “Deep learning with limited numerical precision”. In: *International conference on machine learning*. PMLR. 2015, pp. 1737–1746.
- [17] Eric Hallman and Ilse C. F. Ipsen. “Precision-aware deterministic and probabilistic error bounds for floating point summation”. In: *Numer. Math.* 155.1-2 (2023), pp. 83–119.
- [18] G. Glenn Henry and Douglas R. Reed. *Processor with memory array operable as either cache memory or neural network unit memory*. 2016. URL: <https://patents.google.com/patent/US10664751B2/en?q=us+10664751>.
- [19] Wassily Hoeffding. “Probability Inequalities for Sums of Bounded Random Variables”. In: *Journal of the American Statistical Association* 58.301 (1963), pp. 13–30. ISSN: 01621459. URL: <http://www.jstor.org/stable/2282952> (visited on 02/18/2024).
- [20] Roger A. Horn and Charles R. Johnson. *Matrix Analysis*. Cambridge University Press, Oct. 2012. ISBN: 9780521839402. DOI: 10.1017/CB09781139020411. URL: <https://www.cambridge.org/highereducation/product/9781139020411/book>.
- [21] Thomas E Hull and J Richard Swenson. “Tests of probabilistic models for propagation of roundoff errors”. In: *Commun. ACM* 9.2 (1966), pp. 108–113.
- [22] “IEEE Standard for Floating-Point Arithmetic”. In: *IEEE Std 754-2019 (Revision of IEEE 754-2008)* (2019), pp. 1–84. DOI: 10.1109/IEEESTD.2019.8766229.
- [23] Fabienne Jézéquel and Jean-Marie Chesneaux. “CADNA: a library for estimating round-off error propagation”. In: *Comput. Phys. Commun.* 178.12 (2008), pp. 933–955.
- [24] Ofir Avraham Kanter and Ilan Bar. *Apparatus and methods for hardware-efficient unbiased rounding*. 2008. URL: <https://patents.google.com/patent/US8972472B2/en?q=US+8%2c972.472+>.
- [25] Samuel Lifshes. *In-memory stochastic rounder*. 2018. URL: <https://patents.google.com/patent/US10803141B2/en?q=10%2c803%2c141>.
- [26] Gabriel H. Loh. *Stochastic rounding logic*. 2018. URL: <https://patents.google.com/patent/US10628124B2/en?q=US10628124B2>.
- [27] Graphcore Ltd. *Mixed-Precision Arithmetic for AI: A Hardware Perspective*. <https://docs.graphcore.ai/projects/ai-float-white-paper/en/latest/ai-float.html>. Accessed: 2024-02-20.
- [28] John von Neumann and H. H. Goldstine. “Numerical inverting of matrices of high order”. In: *Bull. Amer. Math. Soc.* 53.11 (1947), pp. 1021–1099.
- [29] Douglass Stott Parker. *Monte Carlo arithmetic: exploiting randomness in floating-point arithmetic*. Citeseer, 1997.
- [30] Mark Rudelson and Roman Vershynin. “Smallest singular value of a random rectangular matrix”. In: *Comm. Pure Appl. Math.* 62.12 (Dec. 2009), pp. 1707–1739. ISSN: 0010-3640. DOI: 10.1002/cpa.20294. URL: <https://onlinelibrary.wiley.com/doi/10.1002/cpa.20294>.

- [31] Arvind Sankar, Daniel A. Spielman, and Shang Hua Teng. “Smoothed analysis of the condition numbers and growth factors of matrices”. In: *SIAM J. Matrix Anal. Appl.* 28.2 (2006), pp. 446–476. DOI: 10.1137/S0895479803436202.
- [32] Joel A. Tropp. “An Introduction to Matrix Concentration Inequalities”. In: *Foundations and Trends® in Machine Learning* 8.1-2 (2015), pp. 1–230. ISSN: 1935-8237. DOI: 10.1561/22000000048.
- [33] Jean Vignes. “Discrete stochastic arithmetic for validating results of numerical software”. In: *Numer. Algorithms* 37 (2004), pp. 377–390.
- [34] Naigang Wang et al. “Training deep neural networks with 8-bit floating point numbers”. In: *Advances in neural information processing systems* 31 (2018).