

# Edge-Disjoint Spanning Trees on Star-Product Networks

Aleyah Dawkins  
George Mason University  
Fairfax, Virginia, USA  
adawkin@gmu.edu

Kelly Isham  
Colgate University  
Hamilton, New York, USA  
kisham@colgate.edu

Ales Kubicek  
ETH Zürich  
Zurich, Switzerland  
akubicek@student.ethz.ch

Kartik Lakhota  
Intel Labs  
Santa Clara, California, USA  
kartik.lakhota@intel.com

Laura Monroe  
Los Alamos National Laboratory  
Los Alamos, New Mexico, USA  
lmonroe@lanl.gov

## ABSTRACT

Star-product graphs are a natural extension of the Cartesian product, but have not been well-studied. We show that many important established and emerging network topologies, including HyperX, SlimFly, BundleFly, PolarStar, mesh, and torus, are in fact star-product graphs. While this connection was known for BundleFly and PolarStar, it was not for the others listed.

We extend a method of constructing maximal and near-maximal sets of edge-disjoint spanning trees on Cartesian products to the star product, thus obtain maximal or near-maximal sets of edge-disjoint spanning trees on new networks of importance, where such sets can improve bandwidth of collective operations and therefore accelerate many important workloads in high-performance computing.

## CCS CONCEPTS

• **Networks** → **Data center networks; Network design principles; Mathematics of computing** → **Network flows; Trees; Combinatoric problems.**

## KEYWORDS

In-network Collectives, Allreduce, Star Product, Spanning Trees, Hamiltonian Paths, PolarStar, Slimfly, HyperX, Bundlefly

## 1 INTRODUCTION AND BACKGROUND

### 1.1 Motivation

A network topology can be modeled as a graph connecting the network switches with compute endpoints associated with the switches. In this paper, we focus on the graph between the switches.

A set of spanning trees in a graph  $G$  is *edge-disjoint* if no two contain a common edge. Finding a set of edge-disjoint spanning trees (EDSTs) in this graph closely relates to the performance of collective operations such as Allreduce [17, 30] and fault tolerant communication [12] in large distributed memory systems. It is of great interest to construct maximal or near-maximal set of EDSTs to maximize collective bandwidth and improve fault-tolerance of large systems [16, 17].

This work was supported in part by the U.S. Department of Energy through the Los Alamos National Laboratory, operated by Triad National Security, LLC, for the National Nuclear Security Administration of U.S. Department of Energy (Contract No. 89233218CNA000001), and by the U.S. DOE LDRD program at Los Alamos National Laboratory under project number 20230692ER. The U.S. Government retains an irrevocable, nonexclusive, royalty-free license to publish, translate, reproduce, use, or dispose of the published form of the work and to authorize others to do the same. This paper has been assigned the LANL identification number LA-UR-24-20699.

By improving collective bandwidth using large set of EDSTs, we can effectively enhance the performance of crucial high-performance computing and machine learning workloads, such as large language training models [2, 22, 25, 28]. Thus, the existence of a maximal set of EDSTs is an advantage for any such network, as shown for the PolarFly network in [17].

### 1.2 Prior Work

There are recent comprehensive surveys on the existence and construction of EDSTs on general graphs and networks [9, 23]. There are several ways to obtain a maximal or near-maximal set of EDSTs for specific network topologies. Roskind and Tarjan introduced an algorithm that is able to find  $k$  EDSTs for an arbitrary network in  $O(n^2k^2)$  [26, 27]. Another option is to derive an algorithm or a construction based on topological properties of the specific underlying network. Prior works show such constructions on certain networks such as Hypercube and PolarFly [5, 12, 17]. The network construction mechanism, such as a graph product, is also an important topological property and has been previously used to construct maximal or near-maximal set of EDSTs in Cartesian product graphs [16].

In this work, we generalize this result and introduce our own construction of a maximal or near-maximal set of EDSTs in star-product networks. Many novel network topologies such as Slim Fly, Bundlefly and PolarStar are constructed using the star product [1, 7, 18, 19], which is a generalization of the Cartesian product. These star-product topologies have several desirable characteristics for networking, such as scalability and fiber bundling [18, 19]. This motivates the need to characterize other benefits of these topologies and our work is an effort in that direction.

### 1.3 Contributions

Contributions of this paper include:

- **General construction of a maximal or near-maximal sets of EDSTs for star products.** This generalizes a Cartesian result and applies to any star product graph or network.
- **Characterization of EDSTs in star-product network topologies.** We show that for many emerging topologies, such as Slim Fly, BundleFly and PolarStar, our construction produces the maximal number of EDSTs.
- **Discussion of the star product as an important construction for scalable low-diameter high-performance networks.**

Such networks include not only known Cartesian product networks, such as HyperX, but also an emerging generation of mathematically based star-product networks.

- **Implications of viewing the star product network as a generalization of a Cartesian network.** This points to the possibility of generalizing the many known facts about Cartesian networks to the benefit of known star-product networks, such as the maximal sets of EDSTs on star products we discuss here.

## 2 THE STAR PRODUCT

We discuss the star product as a generalization of the familiar Cartesian product in this section. We begin by discussing the Cartesian product, then show how the star product generalizes this. Throughout this paper,  $G = (V(G), E(G))$  is a graph with vertex set  $V(G)$  and edge set  $E(G)$ .

### 2.1 The Cartesian Product

**Definition 2.1.1. [Cartesian product]** A Cartesian product of two graphs  $G_s$  and  $G_n$  is a graph product where vertices are  $(a, b)$  with  $a \in G_s$  and  $b \in G_n$ , and edges are such that either  $a_1 = b_1$  and  $(a_2, b_2)$  is an edge in  $G_n$ , or  $a_2 = b_2$  and  $(a_1, b_1)$  is an edge in  $G_s$ .

One may picture a Cartesian product as in Figure 1a:

- The large-scale form of the Cartesian product is that of a factor graph (called here the *structure graph*).
- Copies of the other graph (the *supernode*) are put in place of each of the vertices of the structure graph.
- Edges of the structure graph are expanded by joining corresponding vertices from neighboring supernodes.

Cartesian product networks are very well studied and there is a large body of knowledge concerning them, including such things as bisection bandwidth [4], path diversity and fault diameter [10], routing algorithms [29], deadlock avoidance [15], and resource placement [14]. This motivates the study of star product networks as a generalization of Cartesian product networks. Since several emerging networks are based on a star-product graph construction, we aim to generalize the wealth of knowledge about Cartesian products to star products, in the context of networking.

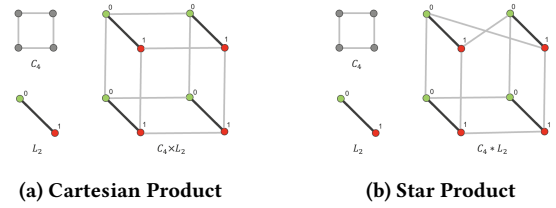
### 2.2 Intuition for the Star Product

Intuitively, the star product has the large-scale form of its structure graph, as in the Cartesian product. However, in the star product, the Cartesian-product requirement that edges join corresponding supernode vertices is loosened. Instead, the vertex connections between neighboring supernodes may be defined by any convenient bijection. This is illustrated in Figure 1b.

Note that the bijections need not be the same for all neighboring supernodes, but may be defined differently for each neighboring supernode pair, giving even more flexibility for connectivity.

Intuitively, this gives a graph that in the large scale looks like the structure graph, with supernodes as (large-scale) vertices, and having “twisted edges” connecting supernodes. These edges follow structure graph edges, and are such that each vertex in a supernode is connected to exactly one vertex in a neighboring supernode.

The Cartesian product is clearly a special case of this construction. The edges are not “twisted”, instead each vertex in a supernode



**Figure 1: A comparison of a Cartesian and star products.** Each has structure graph  $C_4$ , the cycle on 4 vertices, and supernode  $L_2$ , the path on 2 vertices. However, in the star product, the top structure graph bijection between supernodes does not send corresponding supernode vertices to each other. This is only one of many possible star products on  $C_4$  and  $L_2$ .

is sent to the same vertex in other supernodes. The Cartesian product is commutative: switching the order of the factor graphs gives an isomorphic graph. The star product may not be not commutative, and very often, one star product ordering is greatly preferable to the other for networking purposes.

### 2.3 Formal Definition of the Star Product

The star product was introduced and defined formally by Bermond, Farhi and Delorme in [6], as below.

Since the connections between supernode vertices are not the simple edges between corresponding vertices seen in the Cartesian product, one must explicitly define connections between supernodes. Intuitively,  $f_{e_s}$  in the definition below is exactly this rule for joining vertices between two neighboring supernodes  $A_x$  and  $A_y$  corresponding to neighboring structure-graph vertices  $x$  and  $y$ .

**Definition 2.3.1. [6] [Star Product]** Let  $G_s = (V_s, E_s)$  and  $G_n = (V_n, E_n)$  be graphs. For each ordered edge  $e_s = (x, x')$  in  $G_s$ , define a bijection  $f_{e_s}$  on the vertices of  $G_n$ . A star product  $G^* = G_s * G_n$  is a graph product where (i) the vertices are all  $(x, y)$  such that  $x \in V_s$  and  $y \in V_n$ , and (ii) a pair  $(x, y)$  and  $(x', y')$  of vertices in  $G^*$  is joined by an edge when either

- (1)  $x = x'$  and  $(y, y')$  is an edge in  $G_n$ , or
- (2)  $e_s = (x, x')$  is an edge in  $G_s$  and  $y' = f_{e_s}(y)$ .

$G_s$  is called the *structure graph* and  $G_n$  is called the *supernode graph*.

Since neighboring supernodes are bijectively connected, the bijection  $f$  defining edges from  $A_x$  to  $A_{x'}$  fully determines the bijection defining edges from  $A_{x'}$  to  $A_x$ , which is then  $f^{-1}$ .

The following properties are useful in analyzing a star product.

**Theorem 2.3.2.** Let  $G^* = G_s * G_n$  be a star product. Then

- (1) [6] The number of vertices is  $|V(G^*)| = |V_s||V_n|$ .
- (2) [6] If the maximum degrees in  $G_s$  and  $G_n$  are  $d_s$  and  $d_n$ , respectively, the maximum degree of  $G^*$  is  $d \leq d_s + d_n$ .
- (3) [6] If the diameters of  $G_s$  and  $G_n$  are  $D_s$  and  $D_n$ , respectively, then the diameter of  $G^*$  is given by  $D \leq D_s + D_n$ .
- (4) When there are no self-loops in the  $G_s$ , the number of edges is  $|E(G^*)| = |V_s||E_n| + |V_n||E_s|$ .

### 2.4 Examples of Star Product Networks

The star product has been explicitly used in the construction of only two networks, Bundlefly [19] and PolarStar [18]. However,

we see here that several other emerging networks are actually star products as well. Thus, general theorems about star products may be of use across several different networks of current interest.

**Example 2.4.1. [Cartesian product / Mesh, Torus, HyperX [1]]**

All of these networks are Cartesian products, and as such, each vertex in a supernode is joined by an edge to its corresponding vertex in each of the other supernodes.

- In a mesh network, the supernode is an  $n$ -dimensional Euclidean space and the structure graph is a 2-path.
- In a torus, the structure graph is an  $n - 1$ -dimensional torus and the supernode is a circle graph.
- In a regular  $(2, S, 0, 0)$  HyperX network, both the structure and supernode graphs are the complete graph on  $S$  vertices, and each vertex in a supernode is joined by an edge to its corresponding vertex in each of the other supernodes.
- In a regular  $(L, S, 0, 0)$  HyperX, the structure graph is the complete graph on  $S$  vertices and the supernode is the regular  $(L - 1, S, 0, 0)$  HyperX graph.
- In an  $(L, \{S_1, \dots, S_L\}, 0, 0)$  HyperX, the structure graph is the complete graph on  $S_L$  vertices, and the supernode is the  $(L - 1, \{S_1, \dots, S_{L-1}\}, 0, 0)$  HyperX graph.

**Example 2.4.2. [McKay-Miller-Širáň graph [21] / Slim Fly [7]]**

The structure graph in the *McKay-Miller-Širáň* ( $H_q$ ) graph is the complete bipartite graph  $K_{q,q}$  on  $2q$  vertices, where  $q$  is a prime power. Connections internal to supernodes and the bijective  $\rho$  connections between supernodes are defined via constructs from Galois theory, given by certain Cayley graphs  $C(q)$ , see [7, 21] for details.  $H_q$  was used for the *Slim Fly* network, giving a diameter-2 network of high order and having many other desirable characteristics.

**Example 2.4.3. [ $P$  star-product graph [6] / Bundlefly [19]]**

The  $P$  star product was defined in the same paper as the original star product. The authors give properties  $P$  giving better constraints on diameter than the generic star product, and give examples.

The *Bundlefly* network construction is based on the  $P$  star product, using the MMS graph as the structure graph and the technical  $P_1/P^*$  constructions, with an associated set of  $f$  bijections, as the supernodes. *Bundlefly* does not use the best possible structure graph; however, it was the first network topology to our knowledge to explicitly name the star product as its construction.

**Example 2.4.4. [ $R$  star-product graph [18] / PolarStar [18]]**

The  $R$  star product [18] is similar to the  $P$  star product, but may be used to construct supernodes larger than any known  $P$  supernode, and thus larger graphs than any known  $P$  star product. Details of this construction are in [18].

The *PolarStar* network construction is an  $R$  star product, using the best known structure graph, the Erdős-Rényi polarity graph ( $ER_q$ ) [8, 11], and a large  $R^*$  graph as the supernode. For their radices, the  $ER_q$  graphs asymptotically approach the Moore bound for graph order very quickly, so when combined with the large  $R^*$  graph in a star product, the graph is of higher order than any previously known for larger radices.

## 2.5 Star Product Advantages for Network Design

The star product is very useful for network design. It shares many advantages of the Cartesian product, with an additional advantage of constrained diameter, when carefully constructed.

- **Large networks with small diameter** may be created using the star product.
  - **Constrained diameter.** Given a proper choice of bijections, the diameter of the star product  $G^*$  is no more than  $D_s + 1$ . This choice is discussed in [6] and [18].
  - **Large graphs.** By Theorem 2.3.2(1), the number of nodes is just the product of the number of nodes in each of the factor graphs, so if large factor graphs are chosen, the resulting star product is also large.
  - Both *Bundlefly* [19] and *PolarStar* [18] are diameter-3 networks of large order that use such constructions.
- **Modular structure for ease of deployment.**
  - Every supernode has the same internal structure that can be mapped to racks or cabinets.
  - There are a large number of links between every adjacent pair of supernodes that can be bundled using multi-core fibers to reduce cabling cost and complexity [18, 19].
- **Flexibility in network design**, since edges between supernodes are defined on a supernode-pair basis.
- **Much exploitable mathematical structure**, which is then applied to the network, for routing or other uses [7, 18, 19], e.g., the construction of EDSTs discussed here. This includes potentially exploitable similarity to Cartesian product networks.

In the rest of this paper, we will show that star product networks support constructing large, and even maximal, sets of EDSTs within them, generalizing a similar result on Cartesian products. Our constructions are valid for any star product, so in particular are valid for all networks mentioned in Section 2.4.

## 3 NUMBER OF EDSTs IN STAR PRODUCTS

Conditions	EDSTs	Maximum?	Ths. from [16]
$r_1 = t_1$ AND $r_2 = t_2$	$t_1 + t_2$	Yes	Ths. 1 and 2
$r_1 \geq t_1$ AND $r_2 \geq t_2$	$t_1 + t_2$	Maybe	stated in [16]
$r_1 = 0$ AND $r_2 = 0$	$t_1 + t_2 - 1$	Yes	Cors. 1 and 2
any Cartesian product	$t_1 + t_2 - 1$	Maybe	Th. 3

**Table 1: The number of spanning trees that may be generated on Cartesian products, given conditions on  $t_i$ , the number of EDSTs of factor  $G_i$ , and  $r_i$ , the number of remaining edges in factor  $G_i$ , as shown in [16]. In fact, maximality in rows 1 and 3 can be proven for a range of  $r_1$  and  $r_2$  by following the proofs of these theorems and corollaries.**

In this section, we cite results on EDSTs in Cartesian products, discuss our analogous results for star products, and find maximal or near-maximal sets of EDSTs for star products. Thus, the problem of finding maximal sets of EDSTs in star products reduces to that of finding them in their factor graphs.

We start with a comparison. Table 1 shows the number of EDSTs constructed for Cartesian products in [16] and Table 2 shows the

Conditions	EDSTs	Maximum?	Theorem
$r_1 = t_1$ AND $r_2 = t_2$	$t_1 + t_2$	Yes	4.5.2
$r_1 \geq t_1$ AND $r_2 \geq t_2$	$t_1 + t_2$	Maybe	4.5.1
$r_1 \geq t_1$ OR $r_2 \geq t_2$	$t_1 + t_2 - 1$	Maybe	4.5.9
$r_1 = 0$ AND $r_2 = 0$ AND Property 4.6.1	$t_1 + t_2 - 1$	Yes	4.6.2
Property 4.6.1	$t_1 + t_2 - 1$	Maybe	4.6.2
any star product	$t_1 + t_2 - 2$	Maybe	4.3.1

**Table 2: The number of spanning trees we have generated on star products, given conditions on  $t_i$ , the number of EDSTs of factor  $G_i$ , and  $r_i$ , the number of remaining edges in factor  $G_i$ . In fact, maximality in rows 1 and 4 can be proven for a range of  $r_1$  and  $r_2$  by following proofs of these theorems.**

number of EDSTs constructed for star products in this paper. The theorems from Table 2 are stated and proved in Section 4, and constructions are provided.

The Cartesian case Theorems 1 and 2 from [16] generalize, as may be observed in Tables 1 and 2. The Cartesian Theorem 3 from [16] generalizes under the right conditions. Fortunately, these conditions hold in most cases of interest in this paper. Finally, our Theorem 4.3.1 gives a generic construction for EDSTs on star products with no conditions, with one fewer tree than is shown in the Cartesian case in Theorem 1 from [16].

We note that the EDSTs for the star product must be chosen much more carefully than those in the Cartesian case.

All networks from Section 2.4 are covered by Theorems 4.5.1, 4.5.2 and 4.5.9. In Table 3, we compare results obtained by these theorems to the maximum possible EDSTs in these star-product networks, and show that most of the time, we do indeed achieve the maximum number of spanning trees by using these theorems. The theoretical maximums in this table are derived combinatorially from the number of vertices and edges in each graph.

The derivations for the factor graphs are shown in the Appendix at the end of the paper. It is not necessary to read the appendix to understand the paper, but the calculations there show correctness of the parameters asserted in the tables.

## 4 CONSTRUCTING STAR-PRODUCT EDSTs

In this section, we prove the theorems on finding large sets of EDSTs in star products shown in Table 2. Our results are completely general to any graph formed by a star product, so in particular hold for all networks listed in Section 2.4.

Recall that a star product graph is formed by applying a product operation on two factor graphs - *supernode* and *structure* graphs. As per the definition of star product, each vertex in the structure graph is replaced with a unique instance of the supernode graph. Further, each edge in the structure graph translates to a set of disjoint edges between a pair of supernodes in the product graph. Hence, for each spanning tree in the structure graph, there are multiple disjoint instances of it in the product graph. We combine instances of the

spanning trees inside supernodes with the trees in the structure graph to create spanning trees for the star product.

- Our Universal solution (Section 4.3) uses straightforward methods to connect factor graphs' spanning trees and does not require any conditions on the factor graphs,
- Our Maximal solution (Section 4.4) carefully selects the edges from the spanning trees of factor graphs. Note that this solution uses additional edges in factor graphs that are not in the individual spanning trees, to construct extra trees and reach the maximal number of EDSTs.

It is important to note that the constructions described in this paper work even when the set of spanning trees in the factor graphs is not maximal. The only reason we need a maximal number of spanning trees in the factor graphs is to guarantee maximality in the product.

### 4.1 Why is Maximality important?

Our universal solution gives 2 less EDSTs than the maximal solution. While this may seem like a small loss, it can compound when the factor graphs are also star products. For instance, in Bundlefly [19], one of the factor graphs is McKay-Miller-Siran ( $H_q$ ) graph which is a star product. Applying universal solution on both  $H_q$  and Bundlefly gives 4 less trees than the maximal. For a radix 32 network, this is 25% less than the maximal. The losses can be even higher if both factor graphs are star products.

### 4.2 Preliminary Facts for the Constructions

We consider a star product  $G^* = G_s * G_n$  of simple connected graphs  $G_s = (V_s, E_s)$  and  $G_n = (V_n, E_n)$ , and assume we have a maximal set of EDSTs for  $G_s$  and  $G_n$ , namely  $X = \{X_1, X_2, \dots, X_{t_1}\}$  and  $Y = \{Y_1, Y_2, \dots, Y_{t_2}\}$ . The edges left in  $G_s$  and  $G_n$  after removing all subgraphs  $X$  and  $Y$ , respectively, are called *non-tree* edges, and subgraphs induced by non-tree edges are denoted as  $N_s$  and  $N_n$ , respectively.

For construction purposes, we consider a directed version of  $X_1$ , denoted as  $\bar{X}_1$ , that is rooted at a vertex  $o \in V_s$  and has directed edges such that each edge goes from a parent to a child, where parent is the vertex closer to the root  $o$  than the child. Thus, for any edge, the child becomes the sink and for any given  $x' \in V_s$ , there is at most one edge  $(x, x') \in \bar{X}_1$  such that  $x'$  is a sink of this edge. The directions are only used to select disjoint edges across the same pair of adjacent supernodes by enforcing different sinks (as shown in Construction 4.3.3). In the final EDSTs, all edges are undirected.

The list below gives all the notations used in our constructions:

- $X$ , a set of maximal EDSTs in  $G_s$  of size  $t_1$
- $Y$ , a set of maximal EDSTs in  $G_n$  of size  $t_2$
- $N_s$ , the subgraph of  $G_s$  formed by the non-tree edges
- $N_n$ , the subgraph of  $G_n$  formed by the non-tree edges
- $r_1$ , the number of edges in  $N_s$
- $r_2$ , the number of edges in  $N_n$
- $U_s$ , a set of  $t_1$  vertices in  $N_s$  such that for each  $u \in U_s$ , there is a path in  $N_s$  from  $u$  to some  $u' \in V_s \setminus U_s$
- $U_n$ , a set of  $t_2$  vertices in  $N_n$  such that for each  $v \in U_n$ , there is a path in  $N_n$  from  $v$  to some  $v' \in V_n \setminus U_n$
- $o$ , a vertex in  $U_s$
- $\bar{X}_1$ , directed version of  $X_1$  rooted at  $o$
- $o'$ , a vertex in  $U_n$

Network	Parameters	$t_s$	$r_s$	$t_n$	$r_n$	Th. #	Constructed EDSTs	Bound on EDSTs	Maximum?	Radix
Slim Fly / $H_q$ $K_{q,q} * C(q)$	$q = 4k + 1$	$2k$	$6k + 1$	$k$	$k$	4.5.1	$3k$	$3k$	Yes	$6k + 1$
	$q = 4k$	$2k$	$2k$	$k$	$k$	4.5.2	$3k$	$3k$	Yes *	$6k$
	$q = 4k - 1$	$2k - 1$	$6k - 2$	$k$	$k$	4.5.1	$3k - 1$	$3k - 1$	Yes	$6k - 1$
Bundlefly $H_q * QR(a)$	$q = 4\ell + 1$ $a = 4k + 1$	$3\ell$	$q^2 + 3\ell$	$k$	$k$	4.5.1	$3\ell + k$	$3\ell + k$	Yes	$6\ell + 1 + 2k$
	$q = 4\ell$ $a = 4k + 1$	$3\ell$	$3\ell$	$k$	$k$	4.5.2	$3\ell + k$	$3\ell + k$	Yes *	$6\ell + 2k$
	$q = 4\ell - 1$ $a = 4\ell + 1$	$3\ell - 1$	$q^2 + 3\ell - 1$	$k$	$k$	4.5.1	$3\ell + k - 1$	$3\ell + k - 1$	Yes	$6\ell - 1 + 2k$
PolarStar $ER_q * QR(a)$	$q$ even $a = 4k + 1$	$\frac{q}{2}$	$\frac{q(q+1)}{2}$	$k$	$k$	4.5.1	$\lfloor \frac{q}{2} \rfloor + k$	$\lfloor \frac{q}{2} \rfloor + k$	Yes	$q + 1 + 2k$
	$q$ odd $a = 4k + 1$	$\frac{q+1}{2}$	0	$k$	$k$	4.5.9	$\lfloor \frac{q}{2} \rfloor + k$	$\lfloor \frac{q}{2} \rfloor + k$	Yes	$q + 1 + 2k$
PolarStar $ER_q * IQ(d)$	$q$ even $d = 4m$	$\frac{q}{2}$	$\frac{q(q+1)}{2}$	$\frac{d}{2}$	$\frac{d}{2}$	4.5.1	$\lfloor \frac{q+d}{2} \rfloor$	$\lfloor \frac{q+d}{2} \rfloor$	Yes	$q + 1 + d$
	$q$ even $d = 4m + 3$	$\frac{q}{2}$	$\frac{q(q+1)}{2}$	$\frac{d-1}{2}$	$\frac{3d+1}{2}$	4.5.1	$\lfloor \frac{q+d}{2} \rfloor$	$\lfloor \frac{q+d}{2} \rfloor$	Yes	$q + 1 + d$
	$q$ odd $d = 4m$	$\frac{q+1}{2}$	0	$\frac{d}{2}$	$\frac{d}{2}$	4.5.9	$\lfloor \frac{q+d}{2} \rfloor$	$\lfloor \frac{q+d}{2} \rfloor$	Yes	$q + 1 + d$
	$q$ odd $d = 4m + 3$	$\frac{q+1}{2}$	0	$\frac{d-1}{2}$	$\frac{3d+1}{2}$	4.5.9	$\lfloor \frac{q+d}{2} \rfloor - 1$	$\lfloor \frac{q+d}{2} \rfloor$	Maybe	$q + 1 + d$

**Table 3:** This table gives parameters and statistics on important star product graphs, using factor graph  $t$  and  $r$  values shown in Table 4. It counts the number of edge-disjoint spanning trees that are constructed via the theorems shown in Table 2, and compares this to the upper bound on edge-disjoint spanning trees calculated directly from the number of vertices and edges of the graph. If Theorem 4.5.2 applies, or if the constructed number meets the upper bound, we know that the calculated number is indeed maximal. We mark the Theorem 4.5.2 cases with \*. Note that this chart assumes that all factor graphs have sets of EDSTs that reach their theoretical maximum. We know this for Paley (denoted as  $QR(a)$ , or alternately as  $C(a)$  when  $a = 4k + 1$ ) [3], bipartite  $K_{q,q}$  [24], complete  $K_m$  [24], and  $ER_q$  [17].

### 4.3 A Universal Solution of EDSTs

We show in this section an intuitive and universal set of EDSTs on any star product with no conditions.

**Theorem 4.3.1.** *The star product  $G^*$  has  $t_1 + t_2 - 2$  EDSTs with no conditions on  $G_s$  and  $G_n$ . This may or may not be the maximum number possible.*

To prove Theorem 4.3.1, we describe two constructions that produce a large set of EDSTs. Then we show that these two sets of trees are edge-disjoint.

**Construction 4.3.2.** Construct spanning trees  $T_i$  for  $2 \leq i \leq t_1$ . Construction of  $T_i$  is via  $X_i$  and  $Y_1$  for all  $2 \leq i \leq t_1$ . For each  $2 \leq i \leq t_1$ , choose a unique  $u_i \in V_s$  such that  $u_i = u_j$  iff  $i = j$ .

**Intuitive Construction:** For tree  $T_i$ , we connect vertices within a supernode  $u_i$  using  $Y_1$  (given by the edges in (1)), and connect the supernodes using all instances of  $X_i$  in  $G^*$ . We depict this in Figure 2 under Construction 4.5.3 with one difference that here, we allow the supernodes  $u_i$  to be arbitrary elements in  $V_s$ .

In  $G^*$ , each edge  $(x, x') \in E_s$  becomes a set of  $|V_n|$  independent edges connecting vertices in supernode  $x$  with vertices in supernode  $x'$  bijectively. Therefore, the edges in (2) formed from  $X_i$  give  $|V_n|$  disjoint trees in  $G^*$ , which form a disconnected spanning forest in  $G^*$ . Constructing a  $Y_1$  in supernode  $u_i$  connects all trees in the forest, resulting in a single connected component which is a spanning tree

for  $G^*$ . The uniqueness of  $X_i$  and  $u_i$  for each  $2 \leq i \leq t_1$  ensures that the spanning trees are edge-disjoint.

**Mathematical Construction:** Formally, we construct the spanning tree  $T_i$  from the union of the following edge sets:

$$\{(u_i, y), (u_i, y') \mid (y, y') \in E(Y_1)\} \quad (1)$$

$$\{(x, h), (x', f_{(x, x')}(h)) \mid (x, x') \in E(X_i), h \in V_n\}, \quad (2)$$

where  $2 \leq i \leq t_1$ ,  $u_i \in V_s$  and  $u_i = u_j$  if and only if  $i = j$ .

**Construction 4.3.3.** Construct spanning trees  $T'_i$  for  $2 \leq i \leq t_2$ . Construction of  $T'_i$  via  $Y_i$  and  $X_1$  for all  $2 \leq i \leq t_2$ . For each  $2 \leq i \leq t_2$ , choose a unique  $v_i \in V_n$  such that  $v_i = v_j$  iff  $i = j$ .

**Intuitive Construction:** For tree  $T'_i$ , we connect vertices within all supernodes using  $Y_i$ , and connect the supernodes using edges corresponding to  $X_1$ . We depict this in Figure 2, Construction 4.5.4, with a difference that here, the  $v_i$  may be an arbitrary vertex in  $V_n$ .

Since  $Y_i$  is a spanning tree in  $G_n$ , constructing  $Y_i$  in each supernode connects all vertices within each supernode (given by the edges in (4)). For inter-supernode connectivity, we carefully pick the edges in  $G^*$ . For any edge  $(x, x') \in \bar{X}_1$  with  $x'$  as the sink, we select an edge between supernodes  $x$  and  $x'$  such that the incident vertex in sink supernode  $x'$  is the particular vertex  $v_i \in V_n$ . Since  $\bar{X}_1$  is spanning in  $G_s$ , these edges connect all supernodes, and with  $Y_i$  instances in each supernode, form a single connected component

that is a spanning tree in  $G^*$ . By selecting unique  $v_i$  and  $Y_i$  for each  $2 \leq i \leq t_2$ , we maintain edge-disjointness of all spanning trees.

**Mathematical Construction:** Formally, we construct the spanning tree  $T'_i$  from the union of the following edge sets:

$$\{((x, f_{(x,x')}^{-1}(v_i)), (x', v_i)) \mid (x, x') \in \bar{X}_1\} \text{ and} \quad (3)$$

$$\{(g, y), (g, y') \mid g \in V_s, (y, y') \in E(Y_i)\}, \quad (4)$$

where  $2 \leq i \leq t_2$ ,  $v_i \in V_n$  and  $v_i = v_j$  if and only if  $i = j$ .

**PROOF OF THEOREM 4.3.1.** First, we show that Construction 4.3.2 produces  $t_1 - 1$  spanning trees in  $G^*$ . Consider the subgraph  $T_i$  with  $Y_1$  in supernode  $u_i$ , which we refer to as the *root supernode*. Since  $|V_s| \geq t_1$ , we can always find a unique supernode  $u_i$  for  $T_i$ . It is clear that  $T_i$  spans all vertices in the root supernode using edges from (1). Now consider level 1 supernodes i.e. the supernodes corresponding to neighbors of  $u_i$  in  $X_i$ . The edges in (2) cover all vertices in the level 1 supernodes since  $f_{(x=u_i, x')}$  is a bijection for all  $(x = u_i, x') \in E_s$ . Since there are no edges within the level 1 supernodes, it is clear that the subgraph of  $T_i$  induced by  $u_i$  and level 1 supernodes is connected and acyclic. Continuing by induction on subsequent levels of  $X_i$ ,  $T_i$  is a spanning tree in  $G^*$ .

Next, we show that Construction 4.3.3 produces  $t_2 - 1$  spanning trees in  $G^*$ . Consider the subgraph  $T'_i$  and the root  $o$  of  $\bar{X}_1$  as defined in Section 4.2. We construct  $Y_i$  within supernode  $o$ , which connects all vertices in supernode  $o$  and is acyclic. Now consider the supernodes corresponding to level 1 nodes in  $\bar{X}_1$  i.e. the supernodes adjacent to root supernode  $o$ . Clearly, level 1 supernodes are connected to  $o$  via a single edge in  $G^*$  (see (3)) and are internally connected by  $Y_i$ . Note that there is no edge between a pair of level 1 supernodes because  $X_1$  is a tree. Hence, the subgraph of  $T'_i$  induced by supernode  $o$  and level 1 supernodes is connected and acyclic. Continuing inductively on the levels of  $\bar{X}_1$  proves that  $T'_i$  is a spanning tree in  $G^*$ .

Finally, we show that all  $t_1 + t_2 - 2$  spanning trees are edge-disjoint. Clearly, edges corresponding to  $Y_i$  for all  $2 \leq i \leq t_2$  and  $X_i$  for all  $2 \leq i \leq t_2$  are used in at most one spanning tree.  $Y_1$  is used in all trees  $T_i$  for  $2 \leq i \leq t_1$  but is constructed in disjoint supernodes for all the trees. Hence,  $Y_1$  edges do not overlap across the trees. Edges corresponding to  $X_1$  are used in all trees  $T'_i$  for  $2 \leq i \leq t_2$ . Consider any edge  $e = ((x, y), (x', f_{(x,x')}(y)))$  in  $G^*$  such that  $(x, x') \in X_1$ . Without loss of generality, assume that  $(x, x') \in \bar{X}_1$  such that  $x'$  is the sink. Clearly,  $e$  is only contained in a tree  $T'_i$  if  $f_{(x,x')}(y) = v_i$ . Since,  $f_{(x,x')}$  is a bijection and  $v_i$  is unique for  $T'_i$ , there is at most one  $T'_i$  containing  $e$ . Hence, the spanning trees are edge disjoint.  $\square$

#### 4.4 Maximal Solutions Using Additional Edges

In this section, we show that under certain conditions, we can construct additional trees beyond what universal solution (Section 4.3) does, and achieve the maximal number of EDSTs in the star product.

Recall notation from Section 4.2. We denote by  $N_s$  the subgraph of  $G_s$  whose vertex set is  $V_s$  and edge set is the set of  $r_1$  non-tree edges with respect to the set of spanning trees  $X$ . Similarly,  $N_n$  is the subgraph of  $G_n$  whose vertex set is  $V_n$  and edge set is the set of  $r_2$  non-tree edges with respect to  $Y$ .

First, we present preliminary results showing connectivity provided by non-tree edges in a graph with a set of maximal EDSTs.

**Lemma 4.4.1.** [16] *Let  $G = (V, E)$  be a graph with a maximal number  $t$  of EDSTs and  $r$  non-tree edges. There exists a set  $X$  of  $t$  EDSTs in  $G$  for which the subgraph of  $N_G$  induced by non-tree edges satisfies the following: there exists a subset  $U \subseteq V$  of  $r$  vertices such that every vertex in  $U$  has a path in  $N_G$  to a vertex in  $V \setminus U$ .*

Lemma 4.4.1 is useful as it means that we can pick special subsets of vertices  $U_s$  so that  $N_s$  has paths from any vertex within  $U_s$  to a vertex outside of  $U_s$ . This will be vital to our construction in the following way: if we can join supernodes  $V_s \setminus U_s$  to a connected component, we can use edges formed from  $N_s$  to join all vertices in  $U_G$  to the same connected component. Thus, edges incident with  $U_s$  in  $X_i$  can be used for the construction of first  $t_1 + t_2 - 2$  trees (as in the Universal solution), and  $N_s$  can be used to connect  $U_s$  in an additional tree. Similarly, non-tree edges in  $G_n$  can also be used to obtain another additional tree.

Note that not every set of maximal EDSTs in  $G_s$  and  $G_n$  will allow such special subsets. However, we can construct the required EDSTs satisfying Lemma 4.4.1, starting from any set of maximal EDSTs, as shown in [16]. For brevity, we do not repeat the construction of such EDSTs and refer the reader to [16].

The next lemma provides a condition on non-tree edges that guarantees maximality of EDSTs.

**Lemma 4.4.2.** *Using the setup from Lemma 4.4.1,  $t$  is maximal when  $r \leq t$ .*

**PROOF.** Consider a graph  $G = (V, E)$  with  $m = |V|$  vertices,  $t$  EDSTs and  $r$  non-tree edges.  $G$  has at most  $t(m-1) + r \leq mt$  edges. Since an  $m$  node graph can have at most  $\frac{m(m-1)}{2}$  edges,  $t \leq \frac{m-1}{2}$ . Clearly, the number of EDSTs in  $G$  can be at most  $\lfloor \frac{mt}{m-1} \rfloor \leq \lfloor t + \frac{t}{m-1} \rfloor \leq \lfloor t + \frac{m-1}{2(m-1)} \rfloor \leq t$ . Hence,  $t$  is maximal.  $\square$

#### 4.5 A Maximal Solution when $r_1 = t_1$ and $r_2 = t_2$

First, we build upon the construction from Section 4.3, carefully selecting edges from the previous construction. We then build two additional trees.

**Theorem 4.5.1.** *If  $r_1 \geq t_1$  and  $r_2 \geq t_2$ , then we can construct  $t_1 + t_2$  EDSTs in  $G_s * G_n$ .*

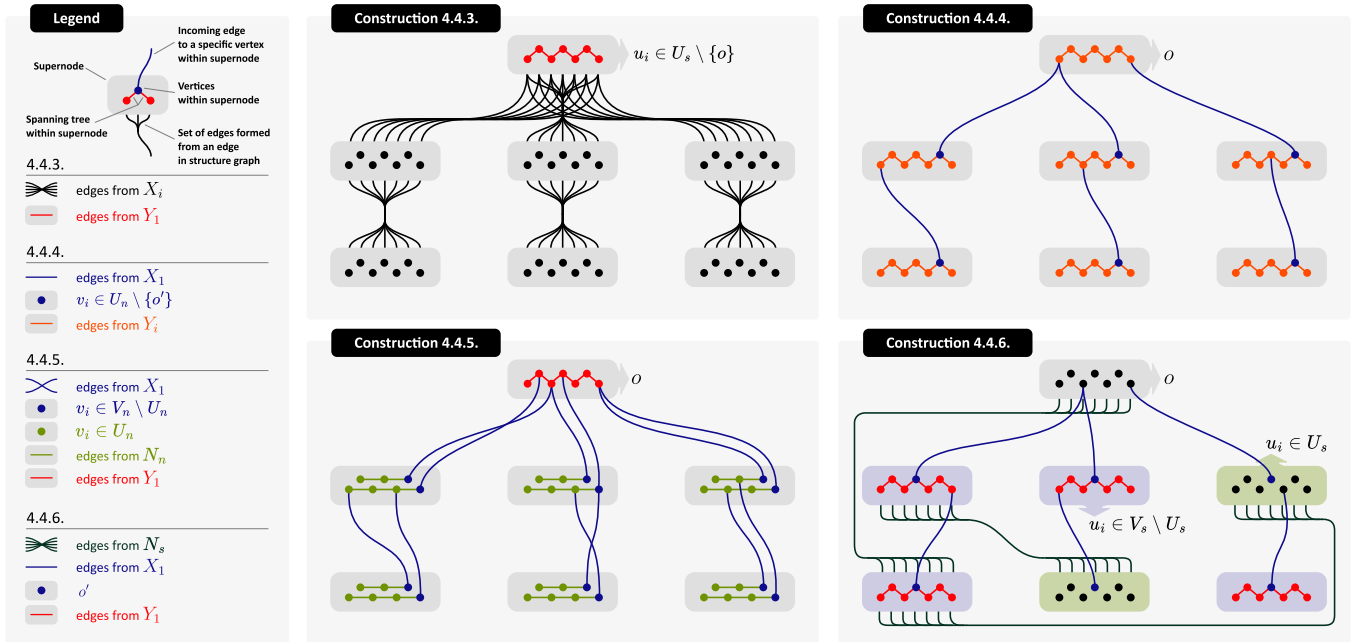
**Theorem 4.5.2.** *If  $r_1 = t_1$  and  $r_2 = t_2$ , then the  $t_1 + t_2$  EDSTs constructed above are maximal.*

We show Theorem 4.5.1 for the case when  $r_1 = t_1$  and  $r_2 = t_2$ . Clearly, this is true if there are more edges in  $r_1$  and  $r_2$ . Then by Lemma 4.4.2,  $r_1 = t_1$  and  $r_2 = t_2$  implies that  $t_1$  and  $t_2$  are maximal in  $G_s$  and  $G_n$ , respectively, and we can invoke Lemma 4.4.1.

Our first construction is a special case of Construction 4.3.2, where we carefully choose the supernodes  $u_i$ .

**Construction 4.5.3.** Construct spanning trees  $T_i$  for  $2 \leq i \leq t_1$ . Construction of  $T_i$  is via  $X_i$  and  $Y_1$  for all  $2 \leq i \leq t_1$ . For each  $2 \leq i \leq t_1$ , choose a unique  $u_i \in U_s \setminus \{o\}$  such that  $u_i = u_j$  iff  $i = j$ .

**Intuitive Construction:** We construct all edges formed from  $X_i$ , forming a disconnected spanning graph. We then connect the graph using a copy of  $Y_1$  in exactly one supernode. We select the



**Figure 2: The constructions producing the maximal solution when  $r_1 = t_1$  and  $r_2 = t_2$  are shown above. The legend depicts the choices of vertices and edges used to construct these EDSTs. The constructions producing a universal solution of  $t_1 + t_2 - 2$  EDSTs can be seen as generalizations of Constructions 4.5.3 and 4.5.4, where we allow  $v_i$  to be an arbitrary vertex in  $V_s$  that is unique for each  $i$ .**

supernode  $u_i \in U_s \setminus \{o\}$  since our additional two trees will require constructing  $Y_1$  in the other supernodes. This is depicted in Figure 2.

**Mathematical Construction:** Formally, we construct the spanning tree  $T_i$  from the union of the following edge sets:

$$\{(u_i, y), (u_i, y') \mid (y, y') \in E(Y_1)\} \quad (5)$$

$$\{(x, h), (x', f_{x,x}(h)) \mid (x, x') \in E(X_i), h \in V_n\}, \quad (6)$$

where  $2 \leq i \leq t_1$ ,  $u_i \in U_s \setminus \{o\}$  and  $u_i = u_j$  implies  $i = j$ .

Our second construction is a special case of Construction 4.3.3, where we carefully select the incident vertices  $v_i$  in sink supernodes.

**Construction 4.5.4.** Construct spanning trees  $T'_i$  for  $2 \leq i \leq t_2$ . Construction of  $T'_i$  via  $Y_1$  and  $X_1$  for all  $2 \leq i \leq t_2$ . For each  $2 \leq i \leq t_2$ , choose a unique  $v_i \in U_n \setminus \{o'\}$  such that  $v_i = v_j$  iff  $i = j$ .

**Intuitive Construction:** We build  $Y_1$  in each supernode, then connect all supernodes using edges formed from  $\bar{X}_1$  similar to Construction 4.3.3. In order to maintain edge-disjointness amongst these trees, as well as the two additional trees, we select the incident vertex  $v_i$  inside sink supernodes such that  $v_i \in U_n \setminus \{o'\}$ . This is depicted in Figure 2.

**Mathematical Construction:** Formally, we construct the spanning tree  $T'_i$  from the union of the following edge sets:

$$\{(x, f_{(x,x')}^{-1}(v_i)), (x', v_i) \mid (x, x') \in \bar{X}_1\} \text{ and} \quad (7)$$

$$\{(x, y), (x, y') \mid x \in V_s, (y, y') \in E(Y_1)\}, \quad (8)$$

where  $2 \leq i \leq t_2$ ,  $v_i \in U_n \setminus \{o'\}$  and  $v_i = v_j$  if and only if  $i = j$ .

**Construction 4.5.5.** Construction via  $X_1$ ,  $Y_1$ ,  $o$ , and  $N_n$

**Intuitive Construction:** In the previous constructions, we have used  $Y_1$  in all supernodes in  $U_s \setminus \{o\}$  and have used all edges formed from  $\bar{X}_1$  incident with a vertex in set  $U_n \setminus \{o'\}$  in the sink supernode. This construction will use the instance of  $Y_1$  in  $o$ , instances of  $N_n$  in all other supernodes, and all edges formed from  $\bar{X}_1$  incident with the set  $V_n \setminus U_n$  in sink supernodes. Thus, we will ensure edge disjointness from previous constructions.

Note that this construction spans all vertices in  $G^*$ .  $N_n$  instances inside the supernodes connect every vertex in  $U_n$  to some vertex in  $V_n \setminus U_n$ . For each supernode, vertices in  $V_n \setminus U_n$  are connected to some vertex in supernode  $o$  by the edges formed from  $\bar{X}_1$  used in this construction. Since all vertices in  $o$  are connected by  $Y_1$ , we get a connected spanning subgraph. Figure 2 depicts this construction.

**Mathematical Construction:** We construct the subgraph of  $G^*$  formed by the union of the following edge sets:

$$\{(o, y), (o, y') \mid (y, y') \in E(Y_1)\} \quad (9)$$

$$\{(x, n), (x, n') \mid (n, n') \in E(N_n), x \in V_s \setminus \{o\}\} \quad (10)$$

$$\{(x, f_{(x,x')}^{-1}(v)), (x', v) \mid (x, x') \in E(\bar{X}_1), v \in V_n \setminus U_n\}. \quad (11)$$

**Construction 4.5.6.** Construction via  $X_1$ ,  $Y_1$ ,  $o'$ , and  $N_s$

**Intuitive Construction:** In the previous constructions, we have used  $Y_1$  in all supernodes in  $U_s$  and have used all edges formed from  $\bar{X}_1$  incident with a vertex in set  $V_n \setminus \{o'\}$  in the sink supernodes. For this last construction, we use an instance of  $Y_1$  in all supernodes  $u \in V_s \setminus U_s$ . To connect supernodes, we will use all edges formed from  $N_s$  and remaining edges from  $\bar{X}_1$  that are incident with vertex  $o'$  in sink supernodes.

All vertices in supernodes that do not have an instance of  $Y_1$  will be connected to supernodes in  $V_s \setminus U_s$  via edges formed from  $N_s$ . The edges formed from  $\bar{X}_1$  connect all supernodes that contain  $Y_1$ , which ensures that we produce a connected spanning subgraph. We depict this construction in Figure 2.

**Mathematical Construction:** We build this subgraph of  $G^*$  using a union of the following edge sets:

$$\{((x, y), (x, y')) \mid (y, y') \in E(Y_1), x \in V_s \setminus U_s\} \quad (12)$$

$$\{((n, y), (n', f_{(n,n')}(y))) \mid (n, n') \in E(\bar{N}_G), y \in V_n\} \quad (13)$$

$$\{((x, f_{(x,x')}^{-1}(o')), (x', o')) \mid (x, x') \in E(\bar{X}_1)\}. \quad (14)$$

*Remark 4.5.7.* Constructions 4.5.5 and 4.5.6 may not be acyclic. However, a quick BFS on the subgraphs can produce a spanning tree if these subgraphs are spanning in  $G^*$ .

Constructions 4.5.3 and 4.5.4 clearly form spanning trees in  $G^*$ , as shown in the proof for Theorem 4.3.1. Next, we formally prove that additional Constructions 4.5.5 and 4.5.6 also form spanning subgraphs of  $G^*$ .

**Lemma 4.5.8.** *Constructions 4.5.5 and 4.5.6 are connected subgraphs of  $G^*$  with the same vertex set as  $G^*$ . Moreover, these two graphs are edge-disjoint.*

**PROOF.** First, consider Construction 4.5.5. We will use induction to show that the resulting graph satisfies the lemma. From the edges in (9), all vertices in supernode  $o$  are connected by spanning tree  $Y_1$ . Now consider a neighbor  $x'$  of  $o$  in  $\bar{X}_1$  and pick some  $v \in V_n$ . We will show that  $(x', v)$  is connected to supernode  $o$ . Since this choice of vertex was arbitrary, by induction, the result will be hold. If  $v \in V_n \setminus U_n$ , then there exists a direct edge from the set (11) connecting supernode  $o$  to  $(x', v)$ . If  $v \in U_n$ , by Lemma 4.4.1, there exists a path within graph  $N_n$  from  $v$  to  $w \in V_n \setminus U_n$ . Since  $w \in V_n \setminus U_n$ , there exists a direct edge from supernode  $o$  to  $(x', w)$ . Concatenating the two paths gives the result.

Next, consider Construction 4.5.6. First, we show that all supernodes are internally connected. Clearly, supernodes in  $V_s \setminus U_s$  are connected because of the  $Y_1$  instance within them. Consider a supernode  $u \in U_s$ . It is connected to some  $u' \in V_s \setminus U_s$  via a path in  $N_s$ . Since all edges formed from non-tree edges in  $N_s$  are used in this construction, every vertex in supernode  $u$  connects to some vertex in supernode  $u'$ . Since  $u' \in V_s \setminus U_s$ , it is connected by  $Y_1$  internally. Hence, vertices in supernode  $u$  are connected.

Now we show that all supernodes are connected, hence the construction is a spanning subgraph of  $G^*$ . Consider  $x'$ , a neighbor of root  $o$  in  $\bar{X}_1$ . There is an edge between these supernodes by (14), thus these supernodes are connected. An inductive argument on the levels of the tree  $\bar{X}_1$  gives the result.

Finally, we show that the two graphs are edge-disjoint. This reduces to showing i) (9) and (12) are edge-disjoint and ii) (11) and (14) are edge-disjoint. Since  $o \in U_s$  and  $o' \in U_n$ , this is clear.  $\square$

**PROOF OF THEOREM 4.5.1.** It remains to show that when  $N_s$  and  $N_n$  have at least  $t_1$  and  $t_2$  edges respectively, then we can produce  $t_1 + t_2$  EDSTs on  $G^*$ .

Constructions 4.5.3 and 4.5.4 produce  $t_1 - 1$  and  $t_2 - 1$  EDSTs respectively. From Lemma 4.4.1, if  $r_1 \geq t_1$  and  $r_2 \geq t_2$ , then  $|U_s| \geq t_1$  and  $|U_n| \geq t_2$ . Hence, there are sufficient choices for unique

supernodes  $u_i \in U_s \setminus \{o\}$  in Construction 4.5.3, and sufficient choices for unique vertices  $v_i \in U_n \setminus \{o'\}$  in Construction 4.5.4.

From Remark 4.5.7, we can produce spanning trees of  $G^*$  from Constructions 4.5.5 and 4.5.6. So it remains to show that the additional two trees share no edges with the trees from Constructions 4.5.3 or 4.5.4. As in Lemma 4.5.8, we only need to compare the sets (9) and (12) with (5) for each  $i = 2, \dots, t_1$ . We also need to compare (11) and (14) with (7) for each  $j = 2, \dots, t_2$ . Notice that in (5) we use supernodes from  $U_s \setminus \{o\}$ , in (9) we use supernode  $o$ , and in (12) we use  $V_s \setminus U_s$  to construct  $Y_1$ . Thus no edges are used in multiple trees between these sets. A similar evaluation of (7), (11), and (14) shows that these sets are disjoint as well. Thus all  $t_1 + t_2$  spanning trees are edge-disjoint.  $\square$

**PROOF OF THEOREM 4.5.2.** We have already shown that our construction gives  $t_1 + t_2$  EDSTs of  $G^*$  when  $r_1 \geq t_1$  and  $r_2 \geq t_2$ . Here, we show that this is maximal when  $r_1 = t_1$  and  $r_2 = t_2$ . The proof is similar to that of Lemma 4.4.2. Let  $m_1 = |V_s|$  and  $m_2 = |V_n|$  denote the number of vertices in factor graphs. The number of edges in  $G_s$  and  $G_n$  is at most  $m_1 t_1$  and  $m_2 t_2$ , and is at most  $m_1 m_2 (t_1 + t_2)$  in the star product  $G^*$ . Since each EDST in  $G^*$  uses  $m_1 m_2 - 1$  edges, the number of non-tree edges in  $G^*$  is at most  $m_1 m_2 (t_1 + t_2) - (m_1 m_2 - 1)(t_1 + t_2) = t_1 + t_2$ , which is the same as the number of EDSTs. Therefore, by Lemma 4.4.2, the set of  $t_1 + t_2$  EDSTs is maximal.  $\square$

Note that Construction 4.5.5 only requires that  $r_1 \geq t_1$ , with no constraints on  $r_2$ , and Construction 4.5.6 only requires that  $r_2 \geq t_2$ , with no requirements for  $r_1$ . Thus if only one of  $r_1 \geq t_1$  or  $r_2 \geq t_2$ , we can obtain  $t_1 + t_2 - 1$  EDSTs. We state this as a theorem below.

**Theorem 4.5.9.** *If  $r_1 \geq t_1$  or  $r_2 \geq t_2$ , then we can construct  $t_1 + t_2 - 1$  EDSTs in  $G_s * G_n$ .*

It remains to understand the case when  $r_1 < t_1$  and  $r_2 < t_2$ . We consider this in the next section, and show a completely different construction that provides  $t_1 + t_2 - 1$  EDSTs, at least under a certain condition on the bijections  $f_{(x,x')}$ .

## 4.6 A Maximal Solution When $r_1 < t_1$ and $r_2 < t_2$

We know at least  $t_1 + t_2 - 2$  EDSTs exist for any choice of graphs  $G_s$  and  $G_n$  by Theorem 4.3.1 and that  $t_1 + t_2 - 1$  EDSTs exists if  $r_1 \geq t_1$  or  $r_2 \geq t_2$ . However, in order to get  $t_1 + t_2 - 1$  EDSTs as in Theorem 4.6.2 when  $r_1 < t_1$  and  $r_2 < t_2$ , we will need to modify Constructions 4.3.2 and 4.3.3 since they do not save enough edges to produce one more tree. We present such a modification which allows us to get  $t_1 + t_2 - 1$  trees inspired by [16].

While their paper gives this many trees without conditions, the ‘‘twisted’’ edges of the star product makes connectivity more difficult to achieve. Our construction will have conditions on the bijections  $f_{(x,x')}$ . Since a star product exists for each choice of  $f$ , this condition should hopefully be mild.

Consider the tree  $Y_1$ . We choose an arbitrary vertex  $o' \in V_n$ . For construction purposes, we consider a directed version of  $Y_1$ , denoted as  $\bar{Y}_1$ , rooted at the vertex  $o' \in V_n$  with directed edges such that each edge goes from a parent to a child, where parent is the vertex closer to the root  $o'$  than the child. The main idea behind this construction is to partition the edges of  $Y_1$  into two subsets,



placing the subsets in particular supernodes to guarantee the edges needed for an additional tree.

Partition the edges of  $Y_1$  into two subsets,  $S_1$  and  $S_2$ , each of size at least  $t_2 - 2 + |V(S_1) \cap V(S_2)|$ , such that no vertex in  $V(S_1)$  is an ancestor of a vertex in  $V(S_2)$  where  $V(S_1)$  and  $V(S_2)$  are the vertices incident to the edges in  $S_1$  and  $S_2$  respectively. Intuitively, we are separating the top and bottom of  $Y_1$  by cutting the branches. Note that different branches may be cut at different levels of the tree. A possible such partition by Ku et al. can be found in [16]. Note that by definition every vertex in  $V(S_1)$  is connected to a vertex in  $V(S_2)$  by edges in  $S_1$  and the edges of  $S_2$  form a subtree of  $Y_1$ . The following property guarantees the  $t_1 + t_2 - 1$  EDSTs.

*Property 4.6.1.* A star product  $G^*$  has Property 4.6.1 if for some EDST  $Y_i \in \mathbf{Y}$  with edge partition  $S_1$  and  $S_2$  as above, we have  $f_{(x,x')}(V(S_j)) = V(S_j)$  for all EDST  $X_i \in \mathbf{X}$  and  $(x, x') \in E(X_i)$ .

Intuitively,  $G^*$  has Property 4.6.1 if we can partition an EDST of  $G_n$  so that the edges between supernodes connect vertices in  $V(S_1)$  to vertices in  $V(S_1)$  and vertices in  $V(S_2)$  to vertices in  $V(S_2)$ .

Property 4.6.1 is quite powerful; all Cartesian products satisfy this property, as well as some star products.

We let  $Y_1$  be such EDST, if it exists. Let  $I = V(S_1) \cap V(S_2)$ . Since no vertex in  $V(S_1)$  is an ancestor of a vertex in  $V(S_2)$ , we have  $I \neq \emptyset$ . Note that the partition on  $Y_1$  and the definition of Property 4.6.1 forces  $f_{(x,x')}(I) = I$  for all  $(x, x') \in E(X_i)$ .

**Theorem 4.6.2.** *If  $G^*$  satisfies Property 4.6.1, we can construct  $t_1 + t_2 - 1$  EDSTs without any constraints on  $r_1$  or  $r_2$ . Moreover, this construct of  $t_1 + t_2 - 1$  EDSTs is maximal when  $r_1 = 0$  and  $r_2 = 0$ .*

Once we show a construction that produces  $t_1 + t_2 - 1$  EDSTs in  $G^*$ , we use the following theorem to obtain our maximality result.

**Theorem 4.6.3.** [16, Corollaries 1 and 2] *If  $r_1 = 0$  and  $r_2 = 0$ , then the maximal number of EDSTs in  $G^*$  is  $t_1 + t_2 - 1$ .*

The proof of Theorem 4.6.3 holds for a range of  $r_1$  and  $r_2$ . If  $r_1 = 0$ , one can show that maximality holds for  $0 \leq r_2 \leq t_2$ . A similar range holds when  $r_2 = 0$ .

To prove Theorem 4.6.2, we first describe modifications on Constructions 4.3.2 and 4.3.3 that produce a set of  $t_1 + t_2 - 2$  EDSTs, while leaving enough remaining edges to construct one additional EDST without relying on the use of non-tree edges of the factor graphs. We then construct the additional tree. Then we show that these sets of trees can share no edges. As in Section 4.3, it is important to establish direction in the EDSTs in  $\mathbf{X}$ . We choose an arbitrary vertex  $o \in V_s$ . In our constructions, we will define directed trees rooted at  $o$  for each  $X_i \in \mathbf{X}$ , which we will label  $\bar{X}_i$ . Partition the vertices of  $V_s \setminus \{o\}$  into balanced sets  $R_1$  and  $R_2$ . For each  $2 \leq i \leq t_1$ , construct the triples  $(i, a_i, b_i)$  where  $a_i \in R_1$  and  $b_i \in R_2$  such that no two triples have the same  $i, a_i$ , or  $b_i$ . For each  $2 \leq i \leq t_2$ , construct the triples  $(i, c_i, d_i)$  where  $c_i \in V(S_1) \setminus I$  and  $d_i \in V(S_2) \setminus I$  such that no two triples have the same  $i, c_i$ , or  $d_i$ .

The list below gives all notations used in our constructions:

- $\mathbf{X}$ , a set of maximal EDSTs in  $G_s$  of size  $t_1$
- $\mathbf{Y}$ , a set of maximal EDSTs in  $G_n$  of size  $t_2$
- $R_1$  and  $R_2$ , balanced partition of the vertices  $V_s \setminus \{o\}$
- $S_1$  and  $S_2$ , partition of  $Y_1$  edges each of size at least  $t_2 - 2 + |I|$  such that no vertex in  $V(S_1)$  is an ancestor of a vertex in  $V(S_2)$

- $o$ , an arbitrary vertex in  $V_s$
- $o'$ , an arbitrary vertex in  $V_n$
- $I$ , the set of vertices  $V(S_1) \cap V(S_2)$
- $(i, a_i, b_i)$ , unique triples from vertices in  $R_1$  and  $R_2$
- $(i, c_i, d_i)$ , unique triples from vertices in  $V(S_1) \setminus I$  and  $V(S_2) \setminus I$

Our first construction is similar to Construction 4.3.2, but instead partitioning the edges of  $Y_1$  between two supernodes to connect the subgraph.

*Construction 4.6.4.* Construct spanning trees  $T_i |_{2 \leq i \leq t_1}$ . Construction of  $T_i$  is via  $X_i$  and  $Y_1$  for  $2 \leq i \leq t_1$ .

**Intuitive Construction:** For tree  $T_i$ , we construct all edges formed from  $X_i$ . This forms a disconnected spanning graph. We then connect the graph using a copy of  $S_1$  in one supernode and a copy of  $S_2$  in another. We select the supernodes  $a_i$  and  $b_i$ , respectively, since our final construction will require constructing the unused  $Y_1$  edges in both supernodes. Since every vertex in  $V(S_1)$  is connected to a vertex in  $V(S_2)$  by edges in  $S_1$  and the edges of  $S_2$  form a subtree of  $Y_1$ , Property 4.6.1 guarantees connectedness by mapping vertices in the edge partition  $S_1$  and  $S_2$  back to their respective sets. We depict this in Figure 3.

**Mathematical Construction:** Formally, the following edge set defines the subgraph.

$$\{(a_i, s_1), (a_i, s'_1) \mid (s_1, s'_1) \in S_1\}, \quad (15)$$

$$\{(b_i, s_2), (b_i, s'_2) \mid (s_2, s'_2) \in S_2\}, \quad (16)$$

$$\{(x, y), (x', f_{(x,x')}(y)) \mid (x, x') \in E(X_i), y \in V_n\}. \quad (17)$$

where  $2 \leq i \leq t_1$ .

*Construction 4.6.5.* Construct spanning trees  $T'_i |_{2 \leq i \leq t_2}$ . Construction of  $T'_i$  via  $Y_i$  and  $X_1$  for all  $2 \leq i \leq t_2$ .

**Intuitive Construction:** For tree  $T'_i$ , we build  $Y_i$  in each supernode, then connect all supernodes using edges formed from  $X_1$  similar to Construction 4.3.3. The uniqueness of the triples  $(i, c_i, d_i)$  allows for edge-disjointness amongst these trees, as well as the final tree constructed. We connect sink nodes of  $\bar{X}_1$  in  $R_1$  by a single edge defined by  $d_i$  and sink nodes in  $R_2$  by a single edge defined by  $c_i$ . We depict this in Figure 3.

**Mathematical Construction:** Formally, we use the following edge sets to define the subgraph, where  $2 \leq i \leq t_2$ .

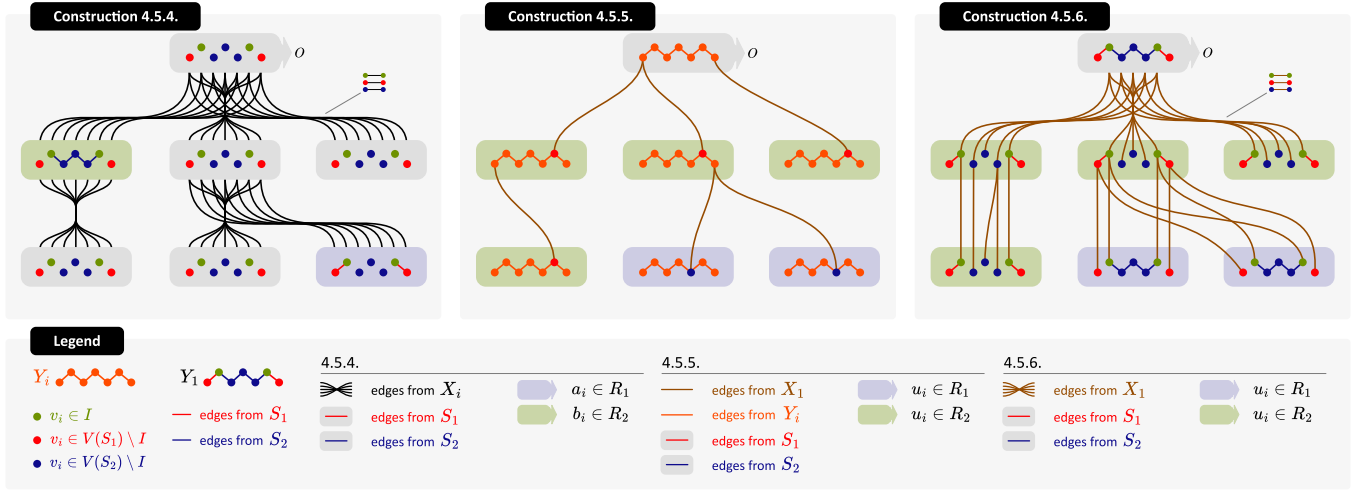
$$\{(x, f_{(x,x')}^{-1}(c_i)), (x', c_i) \mid (x, x') \in E(\bar{X}_1), x' \in R_2\}, \quad (18)$$

$$\{(x, f_{(x,x')}^{-1}(d_i)), (x', d_i) \mid (x, x') \in E(\bar{X}_1), x' \in R_1\}, \quad (19)$$

$$\{(x, y), (x, y') \mid x \in V_s, (y, y') \in E(Y_i)\}. \quad (20)$$

*Construction 4.6.6.* Construction spanning tree  $T$ . Construction of  $T$  via  $X_1$  and  $Y_1$ .

**Intuitive Construction:** For tree  $T$ , we build  $Y_1$  in supernode  $o$  and build  $S_2$  and  $S_1$  in each  $r_1 \in R_1$  and  $r_2 \in R_2$  supernode, respectively. For each edge  $(x, x')$  in  $\bar{X}_1$ , if the sink supernode  $x'$  is in  $R_1$ , we use all edges between supernodes  $x$  and  $x'$  that are incident with  $V(S_1)$  in supernode  $x'$ . If the sink supernode is in  $R_2$ , we use all edges between  $x$  and  $x'$  that are incident with  $V(S_2)$ . Since every vertex in  $V(S_1)$  is connected to a vertex in  $V(S_2)$  by edges in  $S_1$  and the edges of  $S_2$  form a subtree of  $Y_1$ , Property 4.6.1 guarantees connectedness by mapping vertices in the edge partition  $S_1$  and  $S_2$  back to their respective sets. We depict this in Figure 3.



**Figure 3: The constructions producing the maximal solution when  $r_1 = 0$  and  $r_2 = 0$  is shown above. The legend depicts the choices of vertices and edges used to construct these EDSTs in a star product  $G^*$  that satisfies Property 4.6.1.**

**Mathematical Construction:** Formally, we use the following edge sets to define the subgraph.

$$\{((o, y), (o, y')) \mid (y, y') \in E(Y_1)\}, \quad (21)$$

$$\{((r_1, s_2), (r_1, s'_2)) \mid r_1 \in R_1, (s_2, s'_2) \in S_2\}, \quad (22)$$

$$\{((r_2, s_1), (r_2, s'_1)) \mid r_2 \in R_2, (s_1, s'_1) \in S_1\}, \quad (23)$$

$$\{((x, f_{(x,x')}^{-1}(s_1)), (x', s_1)) \mid (x, x') \in E(\bar{X}_1), x' \in R_1, s_1 \in V(S_1)\}, \quad (24)$$

$$\{((x, f_{(x,x')}^{-1}(s_2)), (x', s_2)) \mid (x, x') \in E(\bar{X}_1), x' \in R_2, s_2 \in V(S_2)\}. \quad (25)$$

Construction 4.6.5 does not require the use of Property 4.6.1 and, by similar reasons as in Construction 4.5.4, can be seen to produce  $t_2 - 1$  EDSTs. For Constructions 4.6.4 and 4.6.6, we will require the use of Property 4.6.1 which we prove in the following lemma.

**Lemma 4.6.7.** *Constructions 4.6.4, 4.6.5, and 4.6.6 are connected spanning subgraphs of  $G^*$ .*

**PROOF.** First, we show Construction 4.6.4 produces  $t_1 - 1$  connected spanning subgraphs in  $G^*$ . Consider the subgraph  $T_i$  with  $S_1$  in supernode  $a_i$  and  $S_2$  in supernode  $b_i$  via (15) and (16), respectively. Since we chose the triple  $(i, a_i, b_i)$  such that  $a_i = a_j$  or  $b_i = b_j$  iff  $i = j$ , for each  $T_i$  we have a unique  $a_i$  and  $b_i$ . The edges in (17), which are defined by  $f_{(x,x')}$  for  $(x, x') \in X_i$ , cover all vertices in the graph. Thus, we have unique  $t_1 - 1$  spanning subgraphs. To show all  $t_1 - 1$  are connected, consider a node  $(x, y)$  in  $G^*$ . If  $y \in V(S_2)$ , then there exists a path in (17) via  $X_i$  to a node  $(b_i, s_2)$  where  $s_2 \in V(S_2)$  by Property 4.6.1. If  $y \in V(S_1)$ , then there exists a path in (17) via  $X_i$  to a node  $(a_i, s_1)$  where  $s_1 \in V(S_1)$  by Property 4.6.1. By the definition of the partition, every vertex in  $V(S_1)$  has a path to some vertex in  $V(S_2)$  and so there is a path in  $S_2$  to that vertex in  $V(S_1)$  via only edges in  $S_2$ . Thus, after following the path from  $(a_i, s_1)$  to  $(b_i, s'_1)$  for some  $s'_1 \in V(S_1)$ , we can follow a path in (16) from  $(b_i, s'_1)$  to  $(b_i, s'_2)$  for some  $s'_2 \in V(S_2)$ . Thus every vertex in  $G^*$  is connected to  $S_2$ . Since  $S_2$  is a tree, then the entire spanning subgraph is connected.  $\square$

Notice that Construction 4.6.5 is very similar to Construction 4.3.3, and a similar inductive proof shows that each is an EDST.

Lastly, we show Construction 4.6.6 produces a connected spanning subgraph  $T$  in  $G^*$ . Consider a neighbor  $x'$  of  $o$  and pick some  $v \in V_n$ . We will show that  $(x', v)$  is connected to supernode  $o$ . If  $x' \in R_1$  then in the supernode  $x'$  we have constructed  $S_2$ . If  $v \in V(S_1)$ , then there is a direct edge in (24) between supernode  $o$  and  $(x', v)$  by Property 4.6.1. If  $v \in V(S_2)$ , then since every vertex in  $V(S_1)$  has a path to a vertex in  $V(S_2)$ , we can first follow this path to  $(x', w)$  for some  $w \in V(S_1)$ , then use the direct edge to supernode  $o$ . Now suppose  $x' \in R_2$ . Then the supernode contains a copy of  $S_1$ . If  $v \in V(S_2)$ , then there is a direct edge in (25) to supernode  $o$  by Property 4.6.1. Else, by the same logic as before, we can follow a path to  $(x', w)$  for some  $w \in V(S_2)$  and then use the direct edge to supernode  $o$ . We conclude using induction on the level of the tree  $\bar{X}_1$ .  $\square$

As in Section 4.4, some of these constructions maybe not by acyclic. By Remark 4.5.7, we can take these constructions to produce spanning trees of  $G^*$ . We now complete the proof of Theorem 4.6.2 by showing the spanning trees produces are edge-disjoint.

**PROOF OF THEOREM 4.6.2.** By Lemma 4.6.7 and Remark 4.5.7, we have  $t_1 + t_2 - 1$  spanning trees of  $G^*$ . It remains to show disjointness.

Since  $X$  and  $Y$  are sets of EDSTs, we need only compare (15), (21), (23) for  $2 \leq i \leq t_1$  and (16), (21), (22) for  $2 \leq i \leq t_1$  and (18), (19), (24), (25) for  $2 \leq i \leq t_2$ . Recall that  $a_i \in R_1$  and  $b_i \in R_2$  for all  $i$  where  $V_s \setminus \{o\} = R_1 \cup R_2$  and  $R_1 \cap R_2 = \emptyset$ . Also, recall that  $E(Y_1) = E(S_1) \cup E(S_2)$  where  $E(S_1) \cap E(S_2) = \emptyset$  and  $I = V(S_1) \cap V(S_2)$ . By the partitions of  $V_s \setminus \{o\}$  and  $E(Y_1)$ , for all  $2 \leq i \leq t_2$ , we have that (15), (21), (23) and, for all for  $2 \leq i \leq t_1$ , (16), (21), (22) and, for all  $2 \leq i \leq t_2$ , (18), (19), (24), (25) are all disjoint sets.

Maximality in the case that  $r_1 = 0$  and  $r_2 = 0$  follows from Theorem 4.6.3.  $\square$

## 5 DISCUSSION: GENERALIZING PROPERTIES OF CARTESIAN PRODUCT NETWORKS

We have noted that the star product is a generalization of the Cartesian product, and also have noted that several important emerging networks are in fact star products. Star product graphs have many benefits for network design.

Inspired by this, in this paper we have shown that maximal or near-maximal EDSTs may be constructed from a set of EDSTs in factor graphs, which generalizes a prior result on Cartesian products. This permits efficient implementation of Allreduce and other important collectives, and fault tolerance mechanisms.

It seems reasonable that other important and well studied properties of Cartesian product networks [29] might also be extended to star product networks. These include bisection bandwidth [4], path diversity and fault diameter [10], routing algorithms [29], deadlock avoidance [15], and resource placement [14]. Extension of these and other Cartesian network properties will be an interesting and important area of future research for the successful implementation of these star product networks.

## REFERENCES

- [1] Jung Ho Ahn, Nathan Binkert, Al Davis, Moray McLaren, and Robert S. Schreiber. 2009. HyperX: Topology, Routing, and Packaging of Efficient Large-Scale Networks. In *Proceedings of the Conference on High Performance Computing Networking, Storage and Analysis* (Portland, Oregon) (SC '09). Association for Computing Machinery, New York, NY, USA, Article 41, 11 pages. <https://doi.org/10.1145/1654059.1654101>
- [2] Takuya Akiba, Shuji Suzuki, and Keisuke Fukuda. 2017. Extremely large mini-batch sgd: Training resnet-50 on imagenet in 15 minutes. *arXiv preprint arXiv:1711.04325* (2017).
- [3] Brian Alspach, Darryn Bryant, and Danny Dyer. 2012. Paley graphs have Hamilton decompositions. *Discrete Mathematics* 312, 1 (2012), 113–118. <https://doi.org/10.1016/j.disc.2011.06.003> Algebraic Graph Theory – A Volume Dedicated to Gert Sabidussi on the Occasion of His 80th Birthday.
- [4] Jordi Arjona Aroca and Antonio Fernández Anta. 2014. Bisection (Band)Width of Product Networks with Application to Data Centers. *IEEE Transactions on Parallel and Distributed Systems* 25, 3 (2014), 570–580. <https://doi.org/10.1109/TPDS.2013.95>
- [5] Benjamin Barden, Ran Libeskind-Hadas, Janet Davis, and William Williams. 1999. On edge-disjoint spanning trees in hypercubes. *Inform. Process. Lett.* 70, 1 (1999), 13–16.
- [6] J.C. Bermond, C. Delorme, and G. Farhi. 1982. Large graphs with given degree and diameter III. *Ann. of Discrete Math.* 13 (1982), 23–32.
- [7] Maciej Besta and Torsten Hoefler. 2014. Slim Fly: A Cost Effective Low-Diameter Network Topology. In *Proceedings of the Conference on High Performance Computing Networking, Storage and Analysis* (New Orleans, LA, USA). Association for Computing Machinery, New York, NY, USA.
- [8] W. G. Brown. 1966. On Graphs that do not Contain a Thomsen Graph. *Can. Math. Bull.* 9, 3 (1966), 281–285. <https://doi.org/10.4153/CMB-1966-036-2>
- [9] Baolei Cheng, Dajin Wang, and Jianxi Fan. 2023. Independent Spanning Trees in Networks: A Survey. *ACM Comput. Surv.* 55, 14s, Article 335 (jul 2023), 29 pages. <https://doi.org/10.1145/3591110>
- [10] K. Day and A.-E. Al-Ayyoub. 2000. Minimal fault diameter for highly resilient product networks. *IEEE Transactions on Parallel and Distributed Systems* 11, 9 (2000), 926–930. <https://doi.org/10.1109/71.879775>
- [11] Paul Erdős and Alfred Rényi. 1962. On a problem in the theory of graphs. *Publ. Math. Inst. Hungar. Acad. Sci.* 7A (1962), 623–641.
- [12] Paraskevi Fragopoulou and Selim G. Akl. 1996. Edge-disjoint spanning trees on the star network with applications to fault tolerance. *IEEE Trans. Comput.* 45, 2 (1996), 174–185.
- [13] Paul R. Hafner. 2004. Geometric realisation of the graphs of McKay–Miller–Širáň. *Journal of Combinatorial Theory, Series B* 90, 2 (2004), 223–232. <https://doi.org/10.1016/j.jctb.2003.07.002>
- [14] N. Imani, H. Sarbazi-Azad, and A.Y. Zomaya. 2010. Resource placement in Cartesian product of networks. *J. Parallel and Distrib. Comput.* 70, 5 (2010), 481–495. <https://doi.org/10.1016/j.jpdc.2009.06.005>
- [15] Rastislav Kráľovič, Branislav Rován, Peter Ružička, and Daniel štefankovič. 1998. Efficient deadlock-free multi-dimensional interval routing in interconnection networks. In *Distributed Computing*, Shay Kutten (Ed.). Springer Berlin Heidelberg, Berlin, Heidelberg, 273–287.
- [16] Shan-Chyun Ku, Bing-Feng Wang, and Ting-Kai Hung. 2003. Constructing edge-disjoint spanning trees in product networks. *IEEE Transactions on Parallel and Distributed Systems* 14, 3 (2003), 213–221. <https://doi.org/10.1109/TPDS.2003.1189580>
- [17] Kartik Lakhotia, Kelly Isham, Laura Monroe, Maciej Besta, Torsten Hoefler, and Fabrizio Petrini. 2023. In-Network Allreduce with Multiple Spanning Trees on PolarFly. In *Proceedings of the 35th ACM Symposium on Parallelism in Algorithms and Architectures* (Orlando, FL, USA) (SPAA '23). Association for Computing Machinery, New York, NY, USA, 165–176. <https://doi.org/10.1145/3558481.3591073>
- [18] Kartik Lakhotia, Laura Monroe, Kelly Isham, Maciej Besta, Nils Blach, Torsten Hoefler, and Fabrizio Petrini. 2023. PolarStar: Expanding the Scalability Horizon of Diameter-3 Networks. [arXiv:2302.07217 \[cs.NI\]](https://arxiv.org/abs/2302.07217)
- [19] Fei Lei, Dezun Dong, Xiangke Liao, and José Duato. 2020. Bundlefly: A Low-Diameter Topology for Multicore Fiber. In *Proceedings of the 34th ACM International Conference on Supercomputing* (Barcelona, Spain) (ICS '20). Association for Computing Machinery, New York, NY, USA, Article 20, 11 pages. <https://doi.org/10.1145/3392717.3392747>
- [20] Shasha Li, Wei Li, and Xueliang Li. 2010. The generalized connectivity of complete bipartite graphs. *Ars Comb.* 104 (2010), 65–79. <https://api.semanticscholar.org/CorpusID:14240977>
- [21] Brendan D McKay, Mirka Miller, and Jozef Siráň. 1998. A Note on Large Graphs of Diameter Two and Given Maximum Degree. *Journal of Combinatorial Theory, Series B* 74, 1 (1998), 110–118. <https://doi.org/10.1006/jctb.1998.1828>
- [22] Deepak Narayanan, Mohammad Shoeybi, Jared Casper, Patrick LeGresley, Mostofa Patwary, Vijay Korthikanti, Dmitri Vainbrand, Prethvi Kashinkunti, Julie Bernauer, Bryan Catanzaro, et al. 2021. Efficient large-scale language model training on gpu clusters using megatron-lm. In *Proceedings of the International Conference for High Performance Computing, Networking, Storage and Analysis*. 1–15.
- [23] E.M. Palmer. 2001. On the spanning tree packing number of a graph: a survey. *Discrete Mathematics* 230, 1 (2001), 13–21. [https://doi.org/10.1016/S0012-365X\(00\)00066-2](https://doi.org/10.1016/S0012-365X(00)00066-2) Catlin.
- [24] E.M. Palmer. 2001. On the spanning tree packing number of a graph: a survey. *Discrete Mathematics* 230, 1 (2001), 13–21. [https://doi.org/10.1016/S0012-365X\(00\)00066-2](https://doi.org/10.1016/S0012-365X(00)00066-2) Catlin.
- [25] Mostofa Patwary, Milind Chabbi, Heewoo Jun, Jiaji Huang, Gregory Diamos, and Kenneth Church. 2019. Language modeling at scale. In *2019 IEEE International Parallel and Distributed Processing Symposium (IPDPS)*. IEEE, 590–599.
- [26] James Roskind and Robert E Tarjan. 1985. A note on finding minimum-cost edge-disjoint spanning trees. *Mathematics of Operations Research* 10, 4 (1985), 701–708.
- [27] James Anthony Roskind. 1983. *Edge disjoint spanning trees and failure recovery in data communication networks*. Ph.D. Dissertation. Massachusetts Institute of Technology.
- [28] Alexander Sergeev and Mike Del Balso. 2018. Horovod: fast and easy distributed deep learning in TensorFlow. *arXiv preprint arXiv:1802.05799* (2018).
- [29] Abdou Youssef. 1991. Cartesian Product Networks. In *International Conference on Parallel Processing*. <https://api.semanticscholar.org/CorpusID:8249681>
- [30] Liangyu Zhao, Siddharth Pal, Prithwish Basu, Joud Khoury, and Arvind Krishnamurthy. 2023. Bandwidth Optimal Pipeline Schedule for Collective Communication. *arXiv preprint arXiv:2305.18461* (2023).

## A COMBINATORIAL CALCULATIONS: A HELPFUL LEMMA

The formula for the maximum number of EDSTs in a graph is:

$$\left\lfloor \frac{e}{v-1} \right\rfloor,$$

where  $e$  is the number of edges and  $v$  is the number of vertices. Often,  $e$  and  $v$  share some factor  $c$ , i.e.,  $e = ac$  and  $v = bc$  for some  $a$  and  $b$ . If that is so, we may immediately apply the following lemma.

**Lemma A.0.1.** *Let  $e$  and  $v$  be real numbers, with  $a$ ,  $b$  and  $c$  real numbers such that  $e = ac$  and  $v = bc$ . Then*

$$\frac{e}{v-1} = \frac{ac}{bc-1} = \frac{a}{b} + \frac{a}{b(bc-1)}.$$

Our strategy throughout this section is to find a common factor  $c$  shared by the integers  $e$  and  $v$ , and then apply the lemma.

Intuitively, it seems believable that  $\frac{e}{v-1}$  will be only a little larger than  $\frac{e}{v}$  when  $e$  and  $v$  are reasonably large. We see that if

$$\frac{a}{b(bc-1)} < \left\lfloor \frac{a}{b} \right\rfloor - \frac{a}{b},$$

the left fraction does not contribute to the floor, and we have that

$$\left\lfloor \frac{ac}{bc-1} \right\rfloor = \left\lfloor \frac{a}{b} \right\rfloor.$$

In particular, when  $b = 2$ , if we can show that

$$0 < \frac{a}{b(bc-1)} < \frac{1}{2},$$

we get that the maximum number of EDSTs is  $\left\lfloor \frac{a}{b} \right\rfloor$ .

## B COMBINATORIAL CALCULATIONS: FACTOR GRAPHS

In this section, we calculate parameters on the common factor graphs that are seen throughout this paper. Table 4 summarizes the results in this section.

### B.1 $C(a)$ , a Cayley Graph

The parameter  $a$  may be  $4k+1$ ,  $4k$  or  $4k-1$ . In each of these cases,  $t = k$  and  $r = k$ .

**B.1.1  $C(4k+1) = QR(4k+1)$ : the Paley Graph.** The Paley graph of prime power order  $q = 4k+1$  has  $q$  vertices and  $\frac{q(q-1)}{4}$  edges. Each spanning tree has  $q-1$  edges, so the maximum number of EDSTs in a Paley graph is

$$t = \left\lfloor \frac{q(q-1)}{4(q-1)} \right\rfloor = \frac{q-1}{4} = k.$$

By [3], a Paley graph may be decomposed into Hamiltonian cycles, so the bound is attained. The number of remaining non-tree edges is

$$r = \frac{q(q-1)}{4} - \frac{(q-1)^2}{4} = \frac{q-1}{4} = k.$$

Graph	Parameters	Vertices	Edges	ST edges	t	r
$C(q)$	$q = 4k+1$	$4k+1$	$k(4k+1)$	$4k$	$k$	$k$
	$q = 4k$	$4k$	$4k^2$	$4k-1$	$k$	$k$
	$q = 4k-1$	$4k-1$	$k(4k-1)$	$4k-2$	$k$	$k$
$K_{q,q}$	$q = 4k+1$	$2q$	$q^2$	$2q-1$	$2k$	$6k+1$
	$q = 4k$	$2q$	$q^2$	$2q-1$	$2k$	$2k$
	$q = 4k-1$	$2q$	$q^2$	$2q-1$	$2k-1$	$6k-2$
$H_q$	$q = 4k+1$	$2q^2$	$\frac{q^2(3q-1)}{2}$	$2q^2-1$	$3k$	$q^2+3k$
	$q = 4k$	$2q^2$	$\frac{3q^3}{2}$	$2q^2-1$	$3k$	$3k$
	$q = 4k-1$	$2q^2$	$\frac{q^2(3q-1)}{2}$	$2q^2-1$	$3k-1$	$q^2+3k-1$
$K_m$	$m = 2\ell$	$2\ell$	$\ell(2\ell-1)$	$2\ell-1$	$\ell$	$0$
	$m = 2\ell+1$	$2\ell+1$	$\ell(2\ell+1)$	$2\ell$	$\ell$	$\ell$
BDF( $d$ )	$d$ even	$2d$	$d^2$	$2d-1$	$\frac{d}{2}$	$\frac{d}{2}$
	$d$ odd	$2d$	$d^2$	$2d-1$	$\frac{d-1}{2}$	$\frac{3d-1}{2}$
IQ( $d$ )	$d = 4m$	$2d+2$	$d(d+1)$	$2d+1$	$\frac{d}{2}$	$\frac{d}{2}$
	$d = 4m+3$	$2d+2$	$d(d+1)$	$2d+1$	$\frac{d-1}{2}$	$\frac{3d+1}{2}$
$ER_q$	$q$ even	$q^2+q+1$	$\frac{q(q+1)^2}{2}$	$q(q+1)$	$\frac{q}{2}$	$\frac{q(q+1)}{2}$
	$q$ odd	$q^2+q+1$	$\frac{q(q+1)^2}{2}$	$q(q+1)$	$\frac{q+1}{2}$	$0$

**Table 4:** This table gives parameters and several statistics on the common factor graphs we use throughout this paper. In particular, it counts  $t$ , the theoretical upper bound on the number of edge-disjoint spanning trees in the graph, by dividing the number of edges by the edges in a spanning tree, and counts  $r$ , the edges remaining that are not part of these trees.

**B.1.2  $C(4k)$ .** The McKay-Miller-Širáň supernode of prime power order  $q = 4k$  has  $q$  vertices and  $\frac{q^2}{4}$  edges. Each spanning tree has  $q-1$  edges, so the maximum number of EDSTs in this supernode graph is

$$t = \left\lfloor \frac{q^2}{4(q-1)} \right\rfloor = \frac{q}{4} = k.$$

The number of remaining non-tree edges is

$$r = \frac{q^2}{4} - \frac{q}{4}(q-1) = \frac{q}{4} = k.$$

**B.1.3  $C(4k-1)$ : an MMS Supernode.** The McKay-Miller-Širáň supernode of prime power order  $q = 4k-1$  has  $q$  vertices and  $\frac{q(q+1)}{4}$  edges. Each spanning tree has  $q-1$  edges, so the maximum number of EDSTs in this supernode graph is

$$t = \left\lfloor \frac{q(q+1)}{4(q-1)} \right\rfloor = \frac{q+1}{4} = k.$$

The number of remaining non-tree edges is

$$r = \frac{q(q+1)}{4} - \frac{q+1}{4} \cdot (q-1) = \frac{q+1}{4} = k.$$

## B.2 $K_{q,q}$ : the Bipartite Graph

The bipartite  $(q, q)$  graph, where  $q > 2$  is a prime power, has  $2q$  vertices and  $q^2$  edges.

Each spanning tree has  $2q - 1$  edges, so the maximum number of EDSTs in a Paley graph is

$$t = \left\lfloor \frac{q^2}{2q-1} \right\rfloor = \begin{cases} \frac{q-1}{2} = 2k & \text{if } q = 4k+1, \\ \frac{q}{2} = 2k & \text{if } q = 4k, \\ \frac{q-1}{2} = 2k-1 & \text{if } q = 4k-1. \end{cases}$$

The actual number of EDSTs of  $K_{q,q}$  was shown to be  $\left\lfloor \frac{q^2}{2q-1} \right\rfloor$  by Li et al. in [20], so the upper bound is met. The number of remaining non-tree edges is

$$r = q^2 - t \cdot (2q-1) = \begin{cases} \frac{3q-1}{2} = 6k+1 & \text{if } q = 4k+1, \\ \frac{q}{2} = 2k & \text{if } q = 4k, \\ \frac{3q-1}{2} = 6k-2 & \text{if } q = 4k-1. \end{cases}$$

## B.3 $H_q$ , the McKay-Miller-Širáň Graph

$H_q$  is not only a factor graph for Bundlefly, but is a star product in its own right. It is discussed below in the Slim Fly Section C.1. In that section, these identities are derived: the maximum possible number of spanning trees  $t$  in  $H_q$  is

$$t = \begin{cases} 3k & \text{if } q = 4k+1, \\ 3k & \text{if } q = 4k, \\ 3k-1 & \text{if } q = 4k-1. \end{cases}$$

and the number of remaining edges  $r$  is

$$r = \begin{cases} q^2 + 3k & \text{if } q = 4k+1, \\ 3k & \text{if } q = 4k, \\ q^2 + 3k - 1 & \text{if } q = 4k-1. \end{cases}$$

## B.4 $K_m$ : the Complete Graph on $m$ Vertices

The complete graph on  $m$  vertices has  $m$  vertices and  $\frac{m(m-1)}{2}$  edges. Each spanning tree has  $m - 1$  edges, so the maximum number of EDSTs in a Paley graph is

$$t = \left\lfloor \frac{m(m-1)}{2(m-1)} \right\rfloor = \left\lfloor \frac{m}{2} \right\rfloor = \begin{cases} \frac{m}{2} & \text{if } m \text{ is even,} \\ \frac{m-1}{2} & \text{if } m \text{ is odd.} \end{cases}$$

The the number of remaining non-tree edges is

$$r = \frac{m(m-1)}{2} - t(m-1) = \begin{cases} 0 & \text{if } m \text{ is even,} \\ \frac{m-1}{2} & \text{if } m \text{ is odd.} \end{cases}$$

## B.5 $BDF(d)$ : the Bermond-Delorme-Farhi Graph [6]

The Bermond-Delorme-Farhi (BDF) graph of degree  $d$  has  $2d$  vertices and  $d^2$  edges [6]. Each spanning tree has  $2d - 1$  edges, so the

maximum number of EDSTs in a BDF graph is

$$t = \left\lfloor \frac{d^2}{(2d-1)} \right\rfloor = \left\lfloor \frac{d}{2} \right\rfloor = \begin{cases} \frac{d}{2} = m & \text{if } d = 2m, \\ \frac{d-1}{2} = m & \text{if } d = 2m+1. \end{cases}$$

The number of remaining non-tree edges is

$$r = d^2 - t(2d-1) = \begin{cases} \frac{d}{2} = m & \text{if } d = 2m, \\ \frac{3d-1}{2} = 3m+1 & \text{if } d = 2m+1. \end{cases}$$

## B.6 $IQ(d)$ : the Inductive-Quad Graph [18]

The Inductive-Quad graph of degree  $d = 4m$  or  $d = 4m + 3$  has  $2d+2$  vertices and  $d(d+1)$  edges [18]. Each spanning tree has  $2d+1$  edges, so the maximum number of EDSTs in an Inductive-Quad graph is

$$t = \left\lfloor \frac{d(d+1)}{(2d+1)} \right\rfloor = \left\lfloor \frac{d}{2} \right\rfloor = \begin{cases} \frac{d}{2} = 2m & \text{if } d = 4m, \\ \frac{d-1}{2} = 2m+1 & \text{if } d = 4m+3. \end{cases}$$

The number of remaining non-tree edges is

$$r = d(d-1) - t(2d+1) = \begin{cases} \frac{d}{2} = 2m & \text{if } d = 4m, \\ \frac{3d+1}{2} = 6m+5 & \text{if } d = 4m+3. \end{cases}$$

## B.7 $ER_q$ : the Erdős-Rényi Polarity Graph [8, 11]

$ER_q$ , with  $q$  a prime power [8, 11], has  $q^2 + q + 1$  vertices and  $\frac{q(q+1)^2}{2}$  edges. Each spanning tree has  $q(q+1)$  edges, so the maximum number of EDSTs in  $ER_q$  is

$$t = \left\lfloor \frac{q+1}{2} \right\rfloor = \begin{cases} \frac{q}{2} = \ell & \text{if } q = 2\ell, \\ \frac{q+1}{2} = \ell + 1 & \text{if } q = 2\ell + 1. \end{cases}$$

This theoretical bound is attained up to  $q = 128$  with edge-disjoint Hamiltonian paths, shown with a construction in [17]. We conjecture that this bound is always attained.

The total number of remaining non-tree edges is

$$r = \frac{q(q+1)^2}{2} - tq(q+1) = \begin{cases} \frac{q(q+1)}{2} = \ell(2\ell+1) & \text{if } q = 2\ell, \\ 0 & \text{if } q = 2\ell + 1. \end{cases}$$

## C COMBINATORIAL CALCULATIONS: STAR PRODUCT GRAPHS/NETWORKS

In this section, we calculate the upper bounds of the number of spanning trees on a given graph, and check to see if the calculations in Theorems 4.5.2, 4.5.1 and 4.3.1 meet these upper bounds. In most cases, they do. A summary of the results is given in Table 3.

To do this, we solve for

$$\left\lfloor \frac{\text{total edges}}{\text{spanning tree edges}} \right\rfloor = \left\lfloor \frac{\text{total edges}}{\text{vertices} - 1} \right\rfloor.$$

### C.1 Slim Fly

Slim Fly is the McKay-Miller-Širáň graph  $H_q$  [13, 21]: the star product  $K_{q,q} * C(q)$ . The supernode  $C(q)$  is the Paley graph  $QR(q)$  when  $q = 4k + 1$ , and is the  $H_q$  supernode discussed in [13] when  $q = 4k$  or  $q = 4k - 1$ .  $H_q$  has  $2q^2$  vertices, and each spanning tree has  $2q^2 - 1$  edges.

There are three cases:

Case 1:  $q = 4k + 1$ .

The number of edges  $n$  in a supernode is

$$n = \frac{q(q-1)}{4}.$$

The total number of edges  $e$  is

$$e = q^3 + 2q \cdot n = q^3 + 2q \cdot \frac{q(q-1)}{4} = \frac{q^2(3q-1)}{2}.$$

By Lemma A.0.1, the maximum number  $t$  of EDSTs is

$$\begin{aligned} t &= \left\lfloor \frac{q^2(3q-1)}{2 \cdot (2q^2-1)} \right\rfloor = \left\lfloor \frac{3q-1}{4} + \frac{3q-1}{4(2q^2-1)} \right\rfloor \\ &= \left\lfloor \frac{6k+1}{2} + \frac{6k+1}{2(2q^2-1)} \right\rfloor \\ &= 3k. \end{aligned}$$

The number  $r$  of remaining non-tree edges is

$$r = e - t \cdot (2q^2 - 1) = \frac{q^2(3q-1)}{2} - 3k(2q^2 - 1) = \frac{3q-1}{4} = q^2 + 3k.$$

Case 2:  $q = 4k$ .

The number of edges  $n$  in a supernode is

$$n = \frac{q^2}{4}.$$

The total number of edges  $e$  is

$$e = q^3 + 2q \cdot n = q^3 + 2q \cdot \frac{q^2}{4} = \frac{3q^3}{2}.$$

By Lemma A.0.1, the maximum number  $t$  of EDSTs is

$$t = \left\lfloor \frac{3q^3}{4(2q^2-1)} \right\rfloor = \left\lfloor \frac{3q}{4} + \frac{3q}{4(2q^2-1)} \right\rfloor = 3k.$$

The number  $r$  of remaining non-tree edges is

$$r = e - t \cdot (2q^2 - 1) = \frac{3q^3}{2} - 3k(2q^2 - 1) = \frac{3q}{4} = 3k.$$

Case 3:  $q = 4k - 1$ .

The number of edges  $n$  in a supernode is

$$n = \frac{q(q+1)}{4}.$$

The total number of edges  $e$  is

$$e = q^3 + 2q \cdot n = q^3 + 2q \cdot \frac{q(q+1)}{4} = \frac{q^2(3q+1)}{2}.$$

By Lemma A.0.1, the maximum number  $t$  of EDSTs is

$$t = \left\lfloor \frac{e}{2q^2-1} \right\rfloor = \left\lfloor \frac{q^2(3q+1)}{2 \cdot (2q^2-1)} \right\rfloor = \left\lfloor \frac{3q+1}{4} + \frac{3q+1}{4(2q^2-1)} \right\rfloor = 3k-1.$$

The number  $r$  of remaining non-tree edges is

$$r = e - t \cdot (2q^2 - 1) = \frac{q^2(3q+1)}{2} - (3k-1)(2q^2 - 1) = q^2 + 3k - 1.$$

In summary, the maximum possible number of spanning trees  $t$  in Slim Fly is

$$t = \begin{cases} 3k & \text{if } q = 4k + 1, \\ 3k & \text{if } q = 4k, \\ 3k - 1 & \text{if } q = 4k - 1. \end{cases}$$

and the number of remaining edges  $r$  is

$$r = \begin{cases} q^2 + 3k & \text{if } q = 4k + 1, \\ 3k & \text{if } q = 4k, \\ q^2 + 3k - 1 & \text{if } q = 4k - 1. \end{cases}$$

## C.2 Bundlefly

Bundlefly is the star product  $H_q * \text{Paley}(a)$ , where  $q$  is a prime power and  $a$  is a prime power with  $a = 4k + 1$  for some integer  $k$ . It has  $2q^2 \cdot a$  vertices, and each spanning tree has  $2q^2 a - 1$  edges.

We use Lemma A.0.1 in this section, with  $b = 2$ ,  $c = q^2 a$  and

$$a = \begin{cases} \frac{3q-1+4k}{2} & \text{if } q = 4\ell + 1, \\ \frac{3q+4k}{2} & \text{if } q = 4\ell, \\ \frac{3q-1+4k}{2} & \text{if } q = 4\ell - 1, \end{cases}$$

and note that in each of these cases,

$$\frac{a}{b(bc-1)} = \begin{cases} \frac{3q-1+4k}{4(2q^2a-1)} < \frac{1}{2} & \text{if } q = 4\ell + 1 \text{ or } 4\ell - 1, \\ \frac{3q+4k}{4(2q^2a-1)} < \frac{1}{2} & \text{if } q = 4\ell \end{cases} \quad (26)$$

so will not affect the value of the floor function in any of the below cases when calculating  $t$ , the maximum number of EDSTs.

There are three cases:

Case 1:  $q = 4\ell + 1$ .

The number of edges  $e$  is

$$\begin{aligned} e &= \frac{(4k+1)q^2(3q-1)}{2} + 2q^2k(4k+1) \\ &= \frac{q^2a(3q-1+4k)}{2}. \end{aligned}$$

By Lemma A.0.1 and Equation (26), the maximum number  $t$  of EDSTs is

$$\begin{aligned} t &= \left\lfloor \frac{q^2a(3q-1+4k)}{2(2q^2a-1)} \right\rfloor = \left\lfloor \frac{3q-1+4k}{4} + \frac{3q-1+4k}{4(2q^2a-1)} \right\rfloor \\ &= \left\lfloor \frac{12\ell+3-1+4k}{4} + \frac{3q-1+4k}{4(2q^2a-1)} \right\rfloor \\ &= \left\lfloor 3\ell+k + \frac{1}{2} + \frac{3q-1+4k}{4(2q^2a-1)} \right\rfloor \\ &= 3\ell+k. \end{aligned}$$

Case 2:  $q = 4\ell$ .

The number of edges  $e$  is

$$\begin{aligned} e &= \frac{3(4k+1)q^3}{2} + 2q^2k(4k+1) \\ &= \frac{q^2a(3q+4k)}{2}. \end{aligned}$$

By Lemma A.0.1 and Equation (26), the maximum number  $t$  of EDSTs is

$$\begin{aligned} t &= \left\lfloor \frac{q^2 a(3q+4k)}{2(2q^2 a-1)} \right\rfloor = \left\lfloor \frac{3q+4k}{4} + \frac{3q+4k}{4(2q^2 a-1)} \right\rfloor \\ &= \left\lfloor \frac{12\ell+4k}{4} + \frac{3q+4k}{4(2q^2 a-1)} \right\rfloor \\ &= \left\lfloor 3\ell+k + \frac{3q+4k}{4(2q^2 a-1)} \right\rfloor \\ &= 3\ell+k. \end{aligned}$$

Case 3:  $q = 4\ell - 1$ .

The number of edges  $e$  is

$$\begin{aligned} e &= \frac{(4k+1)q^2(3q-1)}{2} + 2q^2 k(4k+1) \\ &= \frac{q^2 a(3q-1+4k)}{2}. \end{aligned}$$

By Lemma A.0.1 and Equation (26), the maximum number  $t$  of EDSTs is

$$\begin{aligned} t &= \left\lfloor \frac{q^2 a(3q-1+4k)}{2(2q^2 a-1)} \right\rfloor = \left\lfloor \frac{3q-1+4k}{4} + \frac{3q-1+4k}{4(2q^2 a-1)} \right\rfloor \\ &= \left\lfloor \frac{12\ell-3-1+4k}{4} + \frac{3q-1+4k}{4(2q^2 a-1)} \right\rfloor \\ &= \left\lfloor 3\ell+k-1 + \frac{3q-1+4k}{4(2q^2 a-1)} \right\rfloor \\ &= 3\ell+k-1. \end{aligned}$$

### C.3 PolarStar

PolarStar is the star product  $ER_q * G'$  where  $q$  is an even or odd prime power.  $G'$  is either the Paley graph  $QR(a)$  with  $a = 4k + 1$ , or the Inductive Quad  $IQ(d)$ , with  $d$  an integer where  $d = 4m$  or  $d = 4m + 3$ .

Case 1:  $G' = QR(a)$ , the Paley Graph.

In this case,  $a = 4k + 1$ . The number of vertices is  $(4k+1)(q^2+q+1)$ . The number of edges is:

$$\begin{aligned} e &= k(4k+1)(q^2+q+1) + \frac{q(q+1)^2(4k+1)}{2} \\ &= \frac{2k(4k+1)(q^2+q+1) + q(4k+1)(q+1)^2}{2} \\ &= \frac{2k(4k+1)(q^2+q+1) + q(4k+1)(q^2+q+1) + q^2(4k+1)}{2} \\ &= \frac{(2k+q)(4k+1)(q^2+q+1) + q^2(4k+1)}{2} \\ &= \frac{(2k+q)(4k+1)(q^2+q+1)}{2} + \frac{q^2(4k+1)}{2} \\ &= \frac{(4k+1)[(2k+q)(q^2+q+1) + q^2]}{2} \end{aligned}$$

Each spanning tree has  $(4k+1)(q^2+q+1)-1$  edges, so the maximum number of spanning trees is

$$t = \left\lfloor \frac{(4k+1)((2k+q)(q^2+q+1) + q^2)}{2((4k+1)(q^2+q+1)-1)} \right\rfloor$$

By Lemma A.0.1,

$$t = \left\lfloor \frac{(2k+q)(q^2+q+1) + q^2}{2(q^2+q+1)} + \epsilon \right\rfloor,$$

where

$$\epsilon = \frac{(2k+q)(q^2+q+1) + q^2}{2(q^2+q+1)((4k+1)(q^2+q+1)-1)}.$$

So

$$\begin{aligned} t &= \left\lfloor \frac{2k+q}{2} + \frac{q^2}{2(q^2+q+1)} + \epsilon \right\rfloor \\ &= k + \left\lfloor \frac{q}{2} + \delta + \epsilon \right\rfloor \end{aligned} \quad (27)$$

where

$$\delta = \frac{q^2}{2(q^2+q+1)}$$

We have that

$$\begin{aligned} \delta + \epsilon &= \frac{q^2[(4k+1)(q^2+q+1)-1] + (2k+q)(q^2+q+1) + q^2}{2(q^2+q+1)[(4k+1)(q^2+q+1)-1]} \\ &= \frac{(2k+q)(q^2+q+1) + q^2[(4k+1)(q^2+q+1)-1] + q^2}{2(q^2+q+1)[(4k+1)(q^2+q+1)-1]} \\ &= \frac{(2k+q)(q^2+q+1) + q^2(4k+1)(q^2+q+1)}{2(q^2+q+1)[(4k+1)(q^2+q+1)-1]} \\ &= \frac{(2k+q) + q^2(4k+1)}{2[(4k+1)(q^2+q+1)-1]}. \end{aligned}$$

We note that

$$0 < \frac{(2k+q) + q^2(4k+1)}{2[(4k+1)(q^2+q+1)-1]} < \frac{1}{2}$$

so

$$t = k + \left\lfloor \frac{q}{2} \right\rfloor.$$

Case 2:  $G' = IQ(d)$ , the Inductive Quad Graph In this case,  $d = 4k$  or  $d = 4k + 3$ . The number of vertices is  $(q^2+q+1)(2d+2)$ . The number of edges is

$$\begin{aligned} e &= (q^2+q+1)d(d+1) + \frac{(2d+2)q(q+1)^2}{2} \\ &= (d+1)[d(q^2+q+1) + q(q+1)^2]. \end{aligned}$$

Each spanning tree has  $(q^2+q+1)(2d+2)-1$  edges, so the maximum number of spanning trees is

$$\begin{aligned} t &= \left\lfloor \frac{(d+1)[d(q^2+q+1) + q(q+1)^2]}{2((q^2+q+1)(d+1)-1)} \right\rfloor \\ &= \left\lfloor \frac{(d+1)[d(q^2+q+1) + q(q^2+q+1) + q^2]}{2((q^2+q+1)(d+1)-1)} \right\rfloor \\ &= \left\lfloor \frac{d(d+1)(q^2+q+1) + q(d+1)(q^2+q+1) + (d+1)q^2}{2((q^2+q+1)(d+1)-1)} \right\rfloor \\ &= \left\lfloor \frac{(q+d)(d+1)(q^2+q+1) + (d+1)q^2}{2((q^2+q+1)(d+1)-1)} \right\rfloor \end{aligned}$$

So

$$t = \lfloor \alpha + \beta \rfloor,$$

where

$$\alpha = \frac{(q+d)(d+1)(q^2+q+1)}{2((q^2+q+1)(d+1)-1)}$$



and

$$\beta = \frac{(d+1)q^2}{2((q^2+q+1)(d+1)-1)}.$$

By Lemma A.0.1, we have that

$$\begin{aligned} \alpha &= \frac{(q+d)(d+1)(q^2+q+1)}{2((q^2+q+1)(d+1)-1)} \\ &= \frac{q+d}{2} + \frac{q+d}{2((q^2+q+1)(d+1)-1)}. \end{aligned}$$

So

$$t = \left\lfloor \frac{q+d}{2} + \frac{q+d+(d+1)q^2}{2((q^2+q+1)(d+1)-1)} \right\rfloor.$$

We note that

$$0 < \frac{q+d+(d+1)q^2}{2((q^2+q+1)(d+1)-1)} < \frac{1}{2},$$

so the maximum number  $t$  of spanning trees for  $q$  odd or even and  $d$  odd or even is  $\left\lfloor \frac{q+d}{2} \right\rfloor$ .