
ROUTERBENCH: A Benchmark for Multi-LLM Routing System

Qitian Jason Hu^{*†1} Jacob Bieker^{*1} Xiuyu Li^{*2} Nan Jiang³ Benjamin Keigwin¹ Gaurav Ranganath¹
Kurt Keutzer² Shriyash Kaustubh Upadhyay¹

Abstract

As the range of applications for Large Language Models (LLMs) continues to grow, the demand for effective serving solutions becomes increasingly critical. Despite the versatility of LLMs, no single model can optimally address all tasks and applications, particularly when balancing performance with cost. This limitation has led to the development of LLM routing systems, which combine the strengths of various models to overcome the constraints of individual LLMs. Yet, the absence of a standardized benchmark for evaluating the performance of LLM routers hinders progress in this area. To bridge this gap, we present ROUTERBENCH, a novel evaluation framework designed to systematically assess the efficacy of LLM routing systems, along with a comprehensive dataset comprising over 405k inference outcomes from representative LLMs to support the development of routing strategies. We further propose a theoretical framework for LLM routing, and deliver a comparative analysis of various routing approaches through ROUTERBENCH, highlighting their potentials and limitations within our evaluation framework. This work not only formalizes and advances the development of LLM routing systems but also sets a standard for their assessment, paving the way for more accessible and economically viable LLM deployments. The code and data are available at <https://github.com/withmartian/routerbench>.

1. Introduction

Large Language Models (LLMs) have exhibited remarkable capabilities in addressing a wide range of tasks across academic and industrial scenarios (Bubeck et al., 2023). This

^{*}Equal contribution [†]Project lead ¹Martian ²UC Berkeley ³UC San Diego. Correspondence to: Qitian Jason Hu <jason@withmartian.com>.

has motivated both researchers and practitioners to introduce new LLMs, designed for both generic and specialized use cases, on a near-daily basis¹. However, the proliferation of LLMs presents a challenge for LLM application builders to identify the most suitable model for their applications. While some proprietary models such as GPT-4 are distinguished by their superior performance, they often incur high economic costs due to the expensive API prices.

Many prior works focus on improving the capabilities of individual LLMs while maintaining low costs. Techniques such as prompting (Wei et al., 2023), quantization (Lin et al., 2023; Kim et al., 2023), and system optimization (Kwon et al., 2023) may reduce a single model’s serving cost, yet with new models emerging daily, these approaches may not remain feasible or scalable in long term. Moreover, the diversity of choices of LLMs available at various price and performance tiers can be daunting for users attempting to select and optimize an appropriate model².

An alternative solution aims to select to optimal LLM for each input through "routing." (Chen et al., 2023; Shnitzer et al., 2023; Šakota et al., 2023). Routing offers several advantages over single-LLM optimization. First, it is a lightweight process, which treats each LLM as an input-output black box, avoiding the need to delve into intricate infrastructure details, thus making it flexible and broadly applicable. Second, routing systems benefit from the diversity of LLMs, while single-LLM methods may struggle to keep pace with the expanding LLMs landscape. Lastly, while single-LLM strategies often face a compromise between performance and other factors such as per-token costs, routing systems adeptly balance a spectrum of user demands (Chen et al., 2023; Lee et al., 2023; Lu et al., 2023).

The rise in routing-related research has improved cost-efficiency, enhanced performance, and broadened accessibility. Despite these advances, a comprehensive benchmark for evaluating routing techniques remains absent. We introduce ROUTERBENCH, the first comprehensive benchmark designed specifically for assessing router mecha-

¹As of January 16th, 2024, there are 469,848 models listed on huggingface.com

²As of January 29th, 2024, there are 22,177 language models with 7 billion parameters listed on huggingface.com

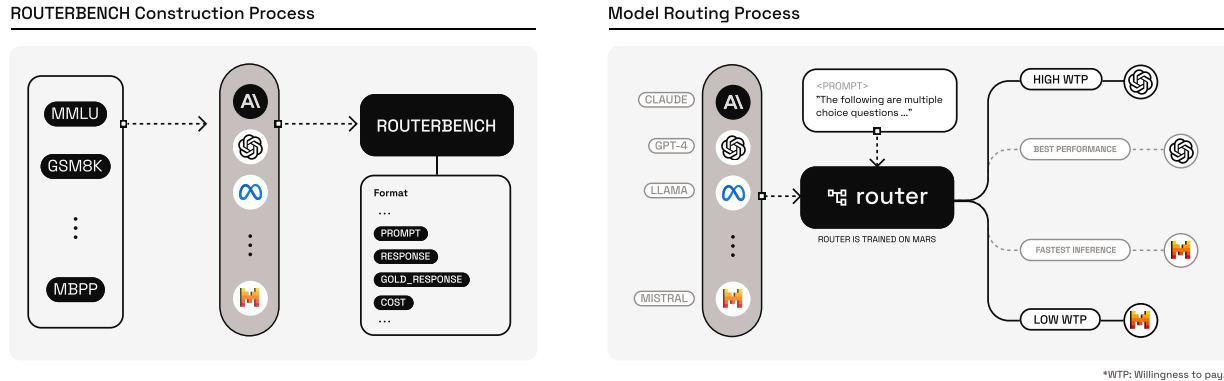


Figure 1. **Left:** The ROUTERBENCH Construction Process integrates eight datasets with eleven distinct models to develop ROUTERBENCH. Detailed format can be found in Appendix A.4. **Right:** The Model Routing Process shows the method of routing prompts through a router to various LLMs based on specific requests, demonstrating the dynamic allocation of resources.

nisms in terms of inference dollar cost and performance. ROUTERBENCH encompasses a diverse array of tasks and domains, with pre-generated LLM response and quality metrics, on which different routing mechanisms can be efficiently tested without inference. Our experiments revealed that while some previous routing mechanisms have difficulty generalizing to complex tasks and up-to-date models, there are several promising fields on which even simple routing demonstrated outstanding performance.

In conclusion, we present the following key contributions:

1. We have developed a comprehensive benchmark for LLM routing covering major tasks for LLMs, which includes a wide range of both open-source and proprietary models. ROUTERBENCH enables efficient training and testing of model routers without inference, and can be flexibly extended to cover new tasks and models.
2. We introduce a theoretical framework designed to assess the efficacy of routers across several metrics, with a particular emphasis on inference cost (expressed in dollars) and performance. This framework includes mathematical formulations that enable the seamless integration and comparative analysis of various routers and LLMs.
3. We evaluate the efficiency of routing strategies across a broad range of tasks. Our results provide insights into the performance of various routers in different contexts and demonstrate that the monetary costs of LLM services can routinely vary by factors of 2-5× for comparable levels of performance. This underscores the significance and utility of our benchmark, highlighting promising areas for future enhancements.

2. Related Work

Various strategies have been proposed to optimize the cost and performance of current LLMs. We provide an overview of them with a focus on routing-related approaches.

Single LLM Enhancement Fine-tuning is used to improve models for specific tasks, which requires additional training and domain-specific data (Rafailov et al., 2023). Prompting mechanisms like Chain-of-Thought (CoT) (Wei et al., 2023; Zhou et al., 2023; Wang et al., 2023a) and Tree of Thoughts (ToT) (Yao et al., 2023) could bolster LLM performance without additional fine-tuning. Mixture-of-Experts (MoE) (Eigen et al., 2014; Shazeer et al., 2017; Fedus et al., 2022; Du et al., 2022; Shen et al., 2023; Si et al., 2023) is another line of work that explores routing within the model to enhance performance efficiently, which contains specialized "experts" and routes the input to the best expert. Nevertheless, these single-LLM enhancements are usually model and scenario specific, and could not benefit from the explosion in the number of LLMs.

LLM Synthesis Beyond single LLM approaches, LLM synthesis utilizes the ensemble of multiple LLMs, integrating their outputs into an enhanced final result (Jiang et al., 2023b). Another approach has shown that a strategic combination of smaller models can match or even outperform larger models (Lu et al., 2024). However, these methods require at least two steps: text generation and synthesis, which increases costs and latency, creating challenges to applying this approach in production.

Routing Unlike LLM Synthesis, routing can select the suitable model for specific input without performing inference on every candidate model. Routing can be classified into two categories, non-predictive routing and predictive routing. Non-predictive routing strategies retrieve outputs from LLMs and directly pick one without a model-assisted syn-

thesis step. Several studies (Madaan et al., 2023; Yue et al., 2023; Lee et al., 2023; Chen et al., 2023) have explored systems that integrate small language models with LLMs. Another methodology involves a layered inference framework, re-routing more complex queries to an advanced model for improved results (Wang et al., 2023b). Predictive routing selects the optimal LLM without requiring to evaluate the output. One line of research has implemented routers utilizing supervised learning algorithms (Shnitzer et al., 2023), while some others use reward model-based techniques (Hari & Thomson, 2023; Lu et al., 2023). Furthermore, meta-model, trained on inputs along with a model-specific token to predict the performance score, represents another approach to determining the most appropriate LLM for use (Sakota et al., 2023). In short, predictive routers could bring substantial cost and performance improvement without sacrificing latency, with a number of early works dedicated to this field.

While many routers currently exist, a systematic benchmark for their evaluation has been lacking. Our work aims to address this issue and introduce a benchmark for router evaluation.

3. Math Formulation for Router Evaluation

The primary challenge in assessing the performance of routing systems lies in balancing two conflicting objectives: maximizing efficiency and minimizing cost. To effectively compare routers, we have developed a framework that captures the multi-faceted nature with one metric.

3.1. Setup and Basic Operations

Consider a set of models $L = \{LLM_1, \dots, LLM_m\}$ a dataset D consisting of examples $x_i \in \{x_1, \dots, x_{|D|}\}$. For each model LLM_j , we evaluate its performance by generating an output $o_i^j = LLM_j(x_i)$ for each example x_i . Each output o_i^j has two associated quantities: the cost $c(o_i^j)$ of generating that output and the quality or performance $q(o_i^j)$ of the output itself. Through this process, we establish an expected cost c_m and an expected quality q_m for each model LLM_m across the dataset D .

$$c_m = E[c(LLM_m(x)) | x \in D]$$

$$q_m = E[q(LLM_m(x)) | x \in D]$$

A router R , define as a function, takes in a prompt x and a set of parameters θ , subsequently selecting the most suitable model LLM_i from a set L to complete the prompt, i.e.

$$R_\theta(x) \mapsto LLM_i \in L.$$

The parameters θ typically include maximum price the user is willing to pay, the desired latency, or number of layers of neural networks for the router model, etc. More details

of router parameters will be elaborated and discussed in Section 5.1.

The expected cost of a router R_{θ_1} across dataset D is defined as

$$c_{R_{\theta_1}}(D) = E[c(R_{\theta_1}(x)) | x \in D]$$

and the expected performance of a router R_{θ_1} can be defined similarly.

By experimenting with various router parameters $\theta_1, \dots, \theta_k$, we obtain a series of data points $(c_{R_{\theta_1}}, q_{R_{\theta_1}}), \dots, (c_{R_{\theta_k}}, q_{R_{\theta_k}})$ which can be graphically represented in the cost-quality $(c - q)$ plane alongside the results of LLMs for comparative analysis.

Linear Interpolation The initial operation we introduce within this framework is *linear interpolation*, which enables the computation of a weighted average between any two points on the cost-quality $(c - q)$ plane.

As illustrated by an example in the left of Figure 2, consider two routers, R_{θ_1} and R_{θ_2} , we can formulate a third router, $R_{int}(R_{\theta_1}, R_{\theta_2})$, based on the following principle: given a prompt x select $t \in [0, 1]$ such that:

$$R_{int}(R_{\theta_1}, R_{\theta_2}, t)(x) = \begin{cases} R_{\theta_1}(x), & \text{w.p. } t \\ R_{\theta_2}(x), & \text{w.p. } 1 - t \end{cases}$$

Through the principle of linearity of expectation, we can deduce the expected cost of $R_{int}(R_{\theta_1}, R_{\theta_2}, t)(x)$ in terms of LLM_1 and LLM_2 :

$$E[c_{R_{int}(x)} | x \in D] = t \cdot c_{R_{\theta_1}} + (1 - t) \cdot c_{R_{\theta_2}}$$

and the expected performance of $R_{int}(R_{\theta_1}, R_{\theta_2}, t)(x)$ can be defined similarly.

Notably, for two data points (c_1, q_1) and (c_2, q_2) corresponding to R_{θ_1} and R_{θ_2} respectively, $R_{int}(t)$ can precisely interpolate any point along the line segment connecting (c_1, q_1) and (c_2, q_2) .

Extrapolation To ensure all routers can enrich our mathematical framework, we also introduce the *extrapolation* operation, which enables all routers to extend to cost domain $[0, \infty]$. For a given router R_θ , we can trivially add more cost to the system without adding performance (for example repeat LLM generation k times and only take the last generation as final output) and thus extend the cost to ∞ . To extend the router to a smaller cost domain, we simply interpolate the null router (zero cost, zero performance) and R_{θ_1} . Thus we are able to achieve any cost level between $[0, \infty]$ to when comparing routers with different domains.

It is essential to note that the routers discussed are functionally analogous to LLMs within this context, as both can be represented as coordinates in the cost-quality $(c - q)$ plane.

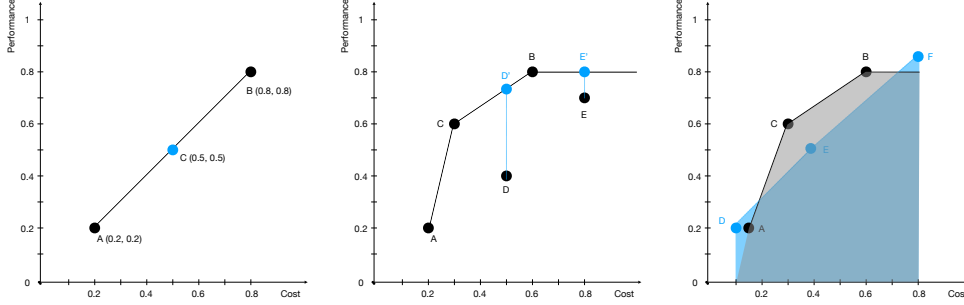


Figure 2. **Left:** linear interpolation is the process of achieving the cost-performance trade-off between any concrete routers. Point A and B are routers with different input parameters. To achieve the average of A and B, we build router C which routes to A or B with 50% probability each, and it performs the average of A and B in expectation. **Middle:** Consider points A to E, we can construct the non-decreasing convex hull consists of points A, B, and C. D and E as they can be replaced by strictly superior affine combination of A, B, and C. **Right:** ABC and DEF are two routing systems (already convexified with ABC extrapolated to $(0.1, 0)$ for fair comparison). To compare, we interpolate A and B to $c_{min} = 0.1$ and $c_{max} = 0.8$, respectively, and then calculate the area under the curve normalized by $c_{max} - c_{min}$ to derive AIQ.

3.2. Non-Decreasing Convex Hull

When working with multiple routers, it’s feasible to construct any affine combination of points through linear interpolation among them. Specifically, for a set S of points in the cost-quality $(c - q)$ plane, these affine combinations can target any point (c, q) in \mathbb{R}^2 lying within the convex hull formed by S . We identify $S_{ch} \subseteq S$ as the subset of points that delineate the vertices of this convex hull.

Furthermore, it’s possible to configure a non-decreasing convex hull from S_{ch} , ensuring that for any two points (c_1, q_1) and (c_2, q_2) where $c_2 \geq c_1$, it follows that $q_2 \geq q_1$. Intuitively, if the extra cost of $c_2 - c_1$ does not bring any performance improvement, it is advisable to simply extrapolate (c_1, q_1) to the domain of c_2 , and (c_2, q_2) could be (c_2, q_1) . An example is shown in the middle of Figure 2.

For a given routing system R_1 , constituted by LLMs and routers plotted in the $c - q$ plane for dataset D , we can conceptualize a new routing system \widetilde{R}_1 . This involves constructing routers $R_{\theta_1}, \dots, R_{\theta_k}$, yielding points $(c_1, q_1), \dots, (c_k, q_k)$. By establishing a non-decreasing convex hull S_{ndch} from these points and for any cost c within the range $[c_{min}, c_{max}]$, optimal performance is attainable by interpolating between the two closest cost points. This process effectively creates a new routing system that spans the complete domain $[c_{min}, c_{max}]$.

Given the framework established, we define the **Zero router** (R_{zero}) as a router that selects LLMs from $\{LLM_1, \dots, LLM_m\}$ based on their collective non-decreasing convex hull. For a specified cost c , R_{zero} provides a probabilistic mix of LLMs that maximizes expected output quality with a simple, mathematics-driven routing

strategy. R_{zero} serves as a basic benchmark for assessing the efficacy of other routing systems; a router is deemed significant only if it demonstrates superior performance compared to R_{zero} .

3.3. Comparing Different Routing Systems

Given the agnostic nature of our comparison framework towards the router’s structure, routing systems can produce an assorted set of points on the $c - q$ plane that may be non-deterministic and non-parametric, complicating direct comparisons. Leveraging the methodologies delineated previously, we have the capacity to condense these disparate points into a streamlined function—specifically, a non-decreasing convex hull—and subsequently distill this representation into a singular metric that encapsulates the system’s characteristics.

Routing systems often generate multiple points on the cost-quality $(c - q)$ plane, making it difficult to compare the underlying systems. However, our framework allows us to transform these non-parametric points into a simpler function, specifically a non-decreasing convex hull, which can be characterized by a single numerical value.

Let’s consider two different routing systems (for example KNN and MLP-based routers), R_θ where $\theta \in \Theta$, and R_λ where $\lambda \in \Lambda$. To compare their effectiveness, we parametrize them by sampling from Θ, Λ to generate a set of points: $R_{\theta_1}, \dots, R_{\theta_k}$, and $R_{\lambda_1}, \dots, R_{\lambda_k}$. Then, we construct non-decreasing convex hull for both groups, \widetilde{R}_θ and \widetilde{R}_λ , defined on a shared domain $[c_{min}, c_{max}]$.

We define AIQ (Average Improvement in Quality) for one

of the routing system as follows:

$$AIQ(R_\theta) = \frac{1}{c_{max} - c_{min}} \int_{c_{min}}^{c_{max}} \widetilde{R}_\theta dc$$

With the equation above, we can calculate AIQs for any group of routing systems to get a clear understanding of their relative performance, which is demonstrated in the right of Figure 2. Rather than performing complex graphic analysis, *AIQ* allows users to measure router performance in a straightforward way.

4. Benchmark Construction - ROUTERBENCH

To systematically assess router performance, we have developed a dataset, ROUTERBENCH. This comprehensive dataset consists of a broad spectrum of tasks, including commonsense reasoning, knowledge-based language understanding, conversation, math, coding and retrieval-augmented generation (RAG). ROUTERBENCH is constructed by leveraging existing datasets that are widely recognized and utilized in the evaluation of leading LLMs, such as GPT-4, Gemini (Team et al., 2023), and Claude (Anthropic, 2023). This approach ensures that ROUTERBENCH is representative of the diverse challenges and requirements pertinent to mainstream LLM performance evaluation.

4.1. Principles in benchmark construction

The construction of ROUTERBENCH is guided by the following principles:

- **Extensive Coverage:** Our selection process identified a diverse array of fields where LLMs are widely utilized, aiming for wide-ranging applicability.
- **Practical Relevance:** The benchmarks chosen are of considerable significance to the industry’s current applications of LLM systems, presenting a balanced challenge to the state-of-the-art LLMs, that is not too difficult nor too simplistic.
- **Extensibility:** ROUTERBENCH is designed for seamless integration of additional metrics, such as latencies and throughputs, ensuring adaptability to the evolving landscape of LLM.

4.2. Benchmark Dataset

For the initial release, we have curated a selection of 8 representative datasets from multiple different tasks. Detailed descriptions are in Appendix A.3.

- **Commonsense Reasoning:** Hellaswag (Zellers et al., 2019), Winogrande (Sakaguchi et al., 2021), and ARC Challenge (Clark et al., 2018)

- **Knowledge-based Language Understanding:** MMLU (Hendrycks et al., 2021)
- **Conversation:** MT-Bench (Zheng et al., 2023b)
- **Math:** GSM8K (Cobbe et al., 2021)
- **Coding:** MBPP (Austin et al., 2021)

RAG Dataset: Additionally, we collected 657 question-ground truth pairs from various major news platforms as well as Wikipedia. To generate the pairs, we ask GPT-4 to come up with questions that can be answered based on the given factual article and the answers, thus generating a dataset to test routers’ performance on retrieval-augmented generation tasks. This initiative is designed to assess the routers’ performance in a complex “compound system” setting – determining whether routers can adeptly navigate when retrieval abilities are also in play. For instance, when dealing with news published after the GPT-4 knowledge cutoff, it is expected that routers will more frequently opt for models that possess the functionality to access and search the latest internet-based information (e.g., the sonar-medium-online model).

4.3. Dataset Construction Process

For the compilation of our benchmark dataset, we perform inference with 14 different LLMs, with 3 of them specific to the RAG dataset³, including both open-source and proprietary models. This process was applied to each of the eight datasets and the RAG dataset enumerated in Section 4.2, which is also illustrated in Figure 1. The selected LLMs are as follows and more details are in Appendix A.1:

Open Source Model: Llama-70B-chat (Touvron et al., 2023), Mixtral-8x7B-chat (Madaan et al., 2023), Yi-34B-chat (AI et al., 2024), Code Llama-34B (Rozière et al., 2023), Mistral-7B-chat (Jiang et al., 2023a), WizardLM-13B (Xu et al., 2024)

Proprietary Model: GPT-4, GPT-3.5-turbo (OpenAI, 2023), Claude-instant-v1, Claude-v1, Claude-v2 (Anthropic, 2023), You.com API, sonar-small-online, sonar-medium-online.

In total, there are 405,467 samples in ROUTERBENCH, covering 11 models, 8 datasets, and 64 tasks.

4.4. A Pilot Study: The Oracle Router

We assessed the performance of various models across the eight datasets, with more details in (A.5 and 7) while aggregate results are illustrated in Figure 3. The *Oracle* represents the best possible router: the one that always routes to the best-performing LLM (if there are multiple of them, then

³sonar-small-online and sonar-medium-online from Perplexity AI, You.com API

route to the cheapest one).

Result: We note that the *Oracle* router achieves near-optimal performance at a low cost, highlighting the potential for efficient routing among LLMs. Although proprietary models like GPT-4 offer superior performance, their higher cost compared to open-source alternatives is a significant drawback. Other factors such as overalignment could also hurt the generation quality of proprietary models such as Claude 2 (refer to Appendix C). The heatmap in Figure 3 illustrates that, despite WizardLM-13B and Mistral-7B achieving only about 50% accuracy across tasks, their affordability leads to frequent selection by the *Oracle*, which prioritizes them when they provide correct responses. Moreover, the surprising observation that GPT-4 is seldom chosen suggests the existence of less expensive LLMs that can deliver high-quality answers for most queries. This underscores the substantial opportunity for enhancing LLM systems through cost-effective routing without sacrificing quality.

5. Experiments

5.1. Predictive Router

We propose a novel set of predictive routers, which do not require pre-generation of LLM outputs. Specifically, we introduce a router $R : x_i \rightarrow \text{LLM}$, constructed as follows: for an input x_i , the performance score for LLM_j is calculated via:

$$\text{performance score}_{ij} = \lambda \cdot P_{ij} - \text{cost}_j$$

P denotes the predicted performance of LLM_j on sample x_i , with λ representing the **willingness to pay (WTP)** parameter that delineates the cost-performance trade-off. A higher λ indicates a preference for superior performance at a higher cost. We approximate total cost using the cost per token metric. The routing decision for the predictive router is thus formulated as selecting the LLM that optimizes the performance score.

To estimate P for each input across models, we implemented two supervised regression approaches: **k-nearest neighbors (KNN)** and **multi-layer perceptron (MLP)** inspired by (Shnitzer et al., 2023). We allocated a fraction of the dataset for training a performance predictor for each task, assessing its efficacy on the remainder.

Specifically, the **KNN router** estimates performance score $_{ij}$ by identifying the k nearest samples in the training set D_{train} and opting for LLM_i demonstrating optimal performance within this subset.

$$P_{KNN}(x_i) = \frac{1}{k} \sum_{x_j \in NN_k(x_i, D_{train})} q(o_j^i)$$

Where $NN_k(x_i, D_{train})$ signifies the subset of k near-

est neighbors to the sample x_i within the training dataset D_{train} .

Similarly, for **MLP router**, we have trained a set of MLP models to predict performance

$$P_{MLP}(x_i) = f(W_n \cdot \sigma(\dots \cdot \sigma(W_1 \cdot x_i + b_1) \dots + b_n)$$

Those series of KNN and MLP routers are trained with varying hyperparameters, and we present the experimental results derived from the optimal hyperparameter configurations.

5.2. Non-Predictive Routers

This category of routers generates answers from a sequence of Large Language Models (LLMs), evaluates these answers, and bases routing decisions on the evaluation outcomes. Drawing inspiration from (Chen et al., 2023; Wang et al., 2023b), we introduce a *cascading router* comprising of a total cost parameter T , and a sequence of m LLMs, denoted as $LLM_j : \text{text} \rightarrow \text{text}$, ranked from the least to the most expensive in terms of computational cost and expected accuracy. A key component of its operation is a scoring function $g : \text{text} \rightarrow [0, 1]$ paired with a threshold t (the "judge"). Upon receiving a request, it is initially processed by LLM_1 . If $g(o_1) > t$, the output o_1 is selected and the process terminates; otherwise, if the cumulative cost is still less than total cost T , the router proceeds to the next LLM in the sequence, and returns the current output if not.

Although developing an effective scoring function g for a specific task in a production setting presents challenges, within the context this paper, the router possesses perfect knowledge of the final score, enabling it to consistently select the most cost-effective model that yields a satisfactory response (akin to an oracle). To simulate real-world performance more accurately, we introduce an error parameter $\epsilon \in [0, 1]$. The adjusted scoring function $g_\epsilon(o)$ is defined as:

$$g_\epsilon(o) = \begin{cases} 1 - g(o) & \text{with probability } \epsilon \\ g(o) & \text{with probability } 1 - \epsilon \end{cases}$$

A variant of non-predictive router is overgenerate-and-rerank, which generates all potential outcomes from the LLM, assesses each, and outputs the optimal one as determined by a designated reward function. Although its practical application is limited due to significant costs, we will present its results for demonstration.

5.3. Main Results

Predictive Router With the KNN and MLP router design, we present the performances of predictive routers across all tasks (other than MT-Bench). The dataset for each task is randomly partitioned into two splits, where the routers are

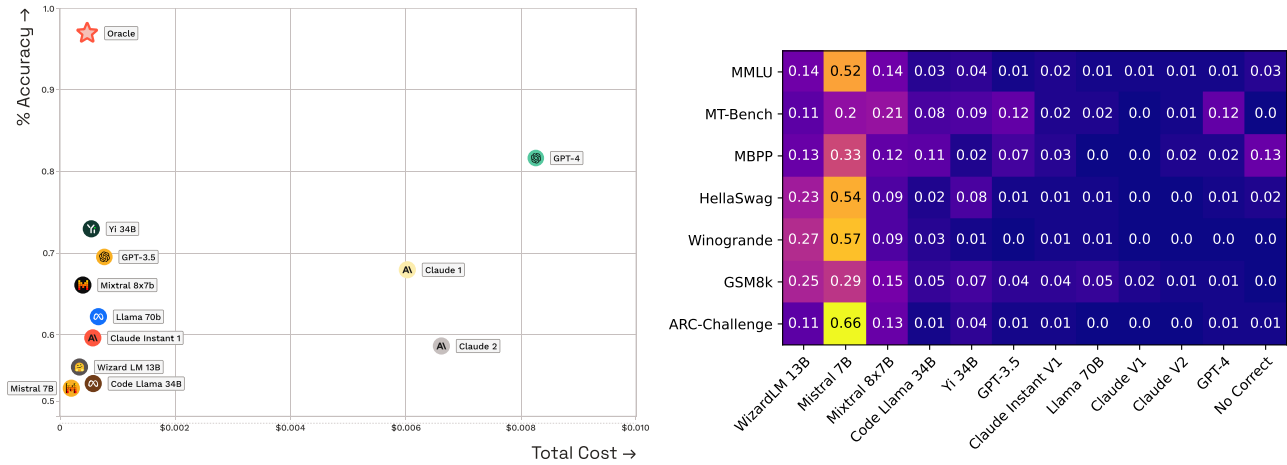


Figure 3. Left: Accuracy vs Total Cost of all the 11 LLMs on ROUTERBENCH. Right: The Oracle LLMs selection frequency across the 8 subsets in ROUTERBENCH.

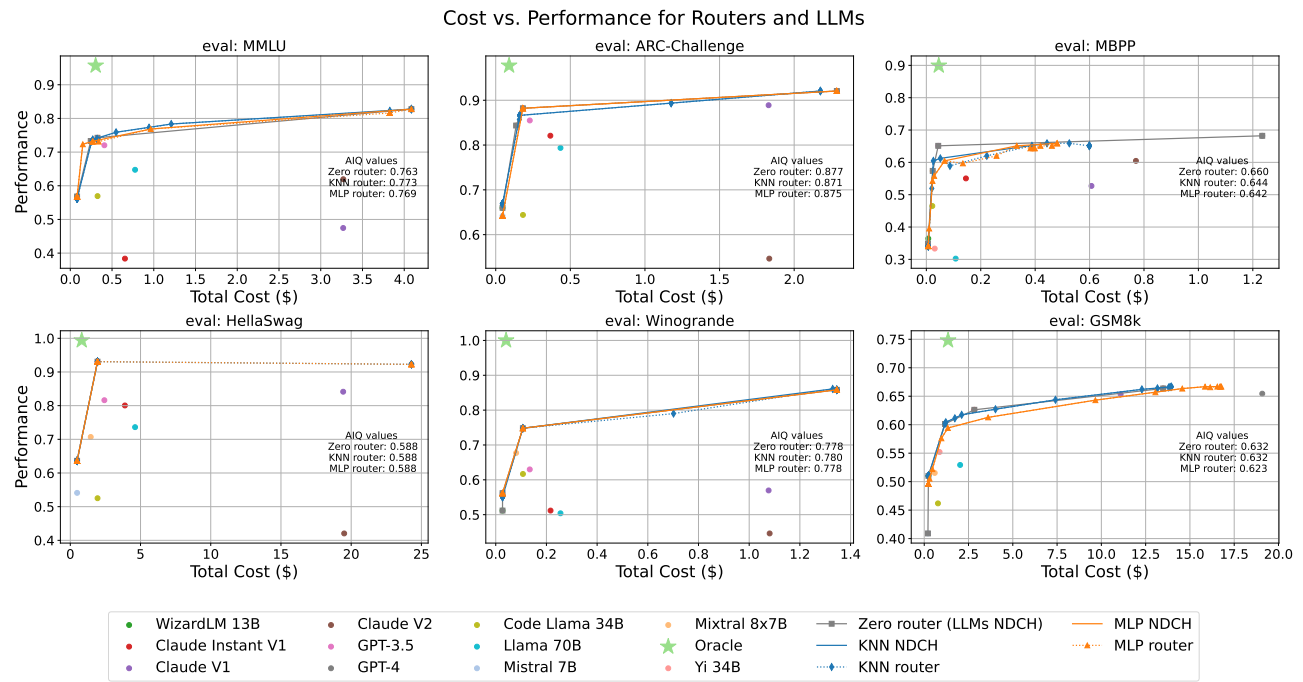


Figure 4. Total Cost vs Performance for eleven models and KNN, MLP and Zero routers on ROUTERBENCH except MT-Bench. For KNN and MLP, we tested different hyper-parameters and the optimal results are displayed above. The AIQ values are calculated for all 3 routers. NDCH stands for non-decreasing convex hull, represented by the solid lines. Dotted lines connects points with increasing willingness to pay.

trained on 70% and evaluated on the rest 30%. We exclude MT-Bench in this set of experiments due to its limited size to perform such a train-test partition. As shown in Figure 4, both KNN routers and MLP routers achieve the level of performance to the best individual LLMs with lower or similar costs, demonstrating the effectiveness of the proposed routing solutions, despite their simplicity. However, none of the routing algorithms significantly outperform the baseline Zero router (The routers exhibit higher AIQ than the

Zero router for MMLU and Winogrande, achieved comparable AIQ for Hellaswag and GSM8K, and underperform on ARC-Challenge and MBPP), the oracle router consistently exceeds all other routers and LLMs in performance, underscoring the room for further advancements in routing algorithms design.

Cascading Router We present results for cascading routers on MMLU, MBPP, and GSM8K in Figure 5. The results in-

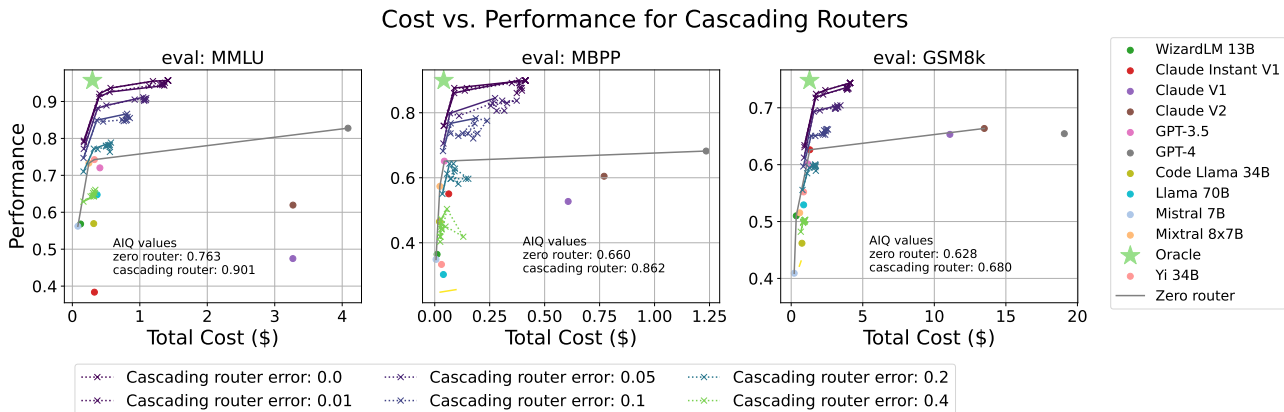


Figure 5. Total Cost vs Performance for eleven models and cascading routers on MMLU, MBPP, and GSM8K. Different error rates are tested, and the AIQ value is computed for Zero Router and zero error rate cascading router. The solid lines represent non-decreasing convex hull and the dotted line represents points with increasing maximum cost parameter.

dicating that with each error rate, as the total cost T increases, the cascading router’s performance improves due to the availability of a larger budget for selecting more appropriate models. For lower error rates, the cascading router demonstrates superior performance compared to the Zero router, as evidenced by the higher AIQ value. The router with a zero error rate judge quickly approximates the performance of the Oracle at the same cost and achieves comparable results as the cost further increases. Figure 5 illustrates the cascading routers’ effectiveness, showing they surpass both individual LLMs and the Zero router by a significant margin when the router’s judge has an error rate of up to 0.1. This indicates the routing technique’s potential when paired with an effective judge.

However, as the judge’s error rates increase, the performance of the cascading router may deteriorate rapidly, particularly when the error rate exceeds 0.2. Achieving a sufficiently low error rate for certain real-world tasks to benefit from cascading routers might be challenging. Additionally, the sequence in which LLMs are chosen plays a crucial role in performance and offers room for optimization (Chen et al., 2023). Our findings present a simulated upper limit for this method, highlighting the significant potential and the necessity of exploring the optimal implementation of cascading routers for specific applications.

5.4. RAG Results

Building on results above, we simultaneously compared various router types, including predictive and cascading routers, on the RAG dataset. We used the same setting for KNN routers and MLP routers while selecting error rate 0.2 for cascading routers. We randomly partitioned RAG dataset into two splits: 70% for training predictive routers and 30% for evaluating all routers. Figure 6 demonstrates that all routers performed comparably to the Zero Router. Nevertheless, further analysis revealed that routers with in-

ternet access significantly outperformed GPT-4 and GPT-3.5 Turbo on news platform data due to their real-time information retrieval capability. Specifically, the KNN router demonstrated a preference for routing news data to models with internet access, although it struggled with wiki data, leading to sub-optimal overall results. Additional relevant visualizations are provided in Appendix D. Our findings highlight the potential of model routing to enhance LLM applications within the “Compound AI Systems”⁴ scenario.

Contrary to previous findings, the cascading router underperformed in this experiment, likely due to increased cost discrepancies among models and the inefficacy of starting with the least expensive model. This underscores the necessity for optimized LLM candidate ranking in cascading router designs, a principle that has also been demonstrated in (Chen et al., 2023).

6. Limitations and Future Work

ROUTERBENCH currently only focuses on performance and economic cost. It is meaningful to include more evaluation criteria, such as latency, throughput, and others to capture a more comprehensive understanding of router capabilities and limitations. There are also many LLMs and tasks that are not included in ROUTERBENCH due to the limitation of time, and future iterations of this benchmark would include datasets that cover more tasks to effectively evaluate the ever-growing capability of LLMs, and also to add newer LLMs as they are being released.

Our current work only evaluates the efficacy of predictive and cascading routers, yet there exists considerable scope for investigating further router designs, as highlighted in Section 5.3. Delving into more advanced router designs is

⁴<https://bair.berkeley.edu/blog/2024/02/18/compound-ai-systems/>

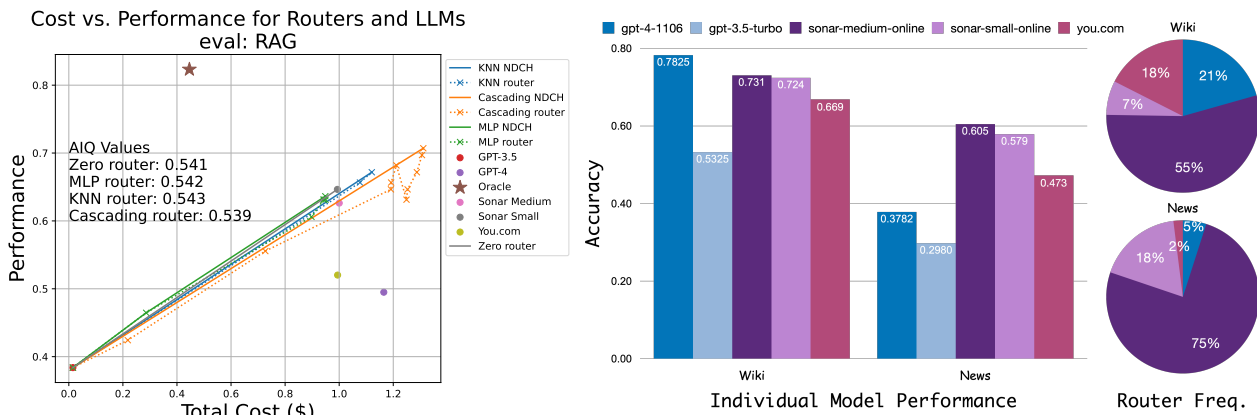


Figure 6. **Left:** Total Cost vs Performance for five models and four routers on RAG dataset. The AIQ values are also calculated for all four routers. NDCH represents non-decreasing convex hull. **Right:** Individual model performances on data curated from Wikipedia and news, and KNN router selection frequencies on them respectively.

crucial for enhancing routing efficiency. It’s noteworthy that our evaluation within the RAG context was limited to models possessing inherent retrieval capabilities. Addressing the challenge of implementing two-stage routing, which encompasses both retrievers and LLMs, remains critical. Such an approach could significantly refine router evaluations on standard RAG tasks, including HotpotQA (Yang et al., 2018) and NaturalQuestions (Kwiatkowski et al., 2019), by ensuring more precise assessments.

Furthermore, although the seven datasets in ROUTERBENCH offer broad coverage across a variety of tasks, incorporating domain-specific tasks that require long-tail skills, like translation of low-resource languages, could reveal additional intriguing aspects of LLM routing. This enhancement would align the benchmark more closely with real-world application scenarios. Efforts to integrate such tasks in future versions are planned.

7. Conclusion

We present ROUTERBENCH, a benchmark specifically designed for the evaluation of router mechanisms within multi-LLM systems. By addressing the critical need for standardized evaluation in this domain, our benchmark provides a comprehensive dataset and a theoretical framework specifically designed for the nuanced analysis of router cost-efficiency and performance. The insights from our study shed light on the effectiveness of various routing strategies, emphasizing the necessity for advanced LLM routing systems and refined routing methods. This work establishes a robust and scalable benchmark for router evaluation and aims to facilitate future progress in the efficient and cost-effective deployment of Large Language Models.

References

01. AI, ; Alex Young, Bei Chen, Chao Li, Chengen Huang, Ge Zhang, Guanwei Zhang, Heng Li, Jiangcheng Zhu, Jianqun Chen, Jing Chang, Kaidong Yu, Peng Liu, Qiang Liu, Shawn Yue, Senbin Yang, Shiming Yang, Tao Yu, Wen Xie, Wenhao Huang, Xiaohui Hu, Xiaoyi Ren, Xinyao Niu, Pengcheng Nie, Yuchi Xu, Yudong Liu, Yue Wang, Yuxuan Cai, Zhenyu Gu, Zhiyuan Liu, and Zonghong Dai. Yi: Open foundation models by 01.ai. *arXiv preprint arXiv: 2403.04652*, 2024.

Norah Alzahrani, Hisham Abdullah Alyahya, Yazeed Alnumay, Sultan Alrashed, Shaykhah Alsubaie, Yusef Almushaykeh, Faisal Mirza, Nouf Alotaibi, Nora Alwairesh, Areeb Alowisheq, M Saiful Bari, and Haidar Khan. When benchmarks are targets: Revealing the sensitivity of large language model leaderboards. *arXiv preprint arXiv: 2402.01781*, 2024.

Anthropic. Model card and evaluations for claude models, 2023. URL <https://www-cdn.anthropic.com/files/4zrzovbb/website/bd2a28d2535bfb0494cc8e2a3bf135d2e7523226.pdf>.

Jacob Austin, Augustus Odena, Maxwell Nye, Maarten Bosma, Henryk Michalewski, David Dohan, Ellen Jiang, Carrie Cai, Michael Terry, Quoc Le, and Charles Sutton. Program synthesis with large language models. 2021.

Sébastien Bubeck, Varun Chandrasekaran, Ronen Eldan, Johannes Gehrke, Eric Horvitz, Ece Kamar, Peter Lee, Yin Tat Lee, Yuanzhi Li, Scott Lundberg, et al. Sparks of artificial general intelligence: Early experiments with gpt-4. *arXiv preprint arXiv:2303.12712*, 2023.

Lingjiao Chen, Matei Zaharia, and James Zou. Frugalgpt: How to use large language models while reducing cost

- and improving performance. *arXiv preprint arXiv: Arxiv-2305.05176*, 2023.
- Peter Clark, Isaac Cowhey, Oren Etzioni, Tushar Khot, Ashish Sabharwal, Carissa Schoenick, and Oyvind Tafjord. Think you have solved question answering? try arc, the ai2 reasoning challenge. *arXiv preprint arXiv:1803.05457*, 2018.
- Karl Cobbe, Vineet Kosaraju, Mohammad Bavarian, Mark Chen, Heewoo Jun, Lukasz Kaiser, Matthias Plappert, Jerry Tworek, Jacob Hilton, Reiichiro Nakano, Christopher Hesse, and John Schulman. Training verifiers to solve math word problems. 2021.
- Nan Du, Yanping Huang, Andrew M. Dai, Simon Tong, Dmitry Lepikhin, Yuanzhong Xu, Maxim Krikun, Yanqi Zhou, Adams Wei Yu, Orhan Firat, Barret Zoph, Liam Fedus, Maarten Bosma, Zongwei Zhou, Tao Wang, Yu Emma Wang, Kellie Webster, Marie Pellat, Kevin Robinson, Kathleen Meier-Hellstern, Toju Duke, Lucas Dixon, Kun Zhang, Quoc V Le, Yonghui Wu, Zhifeng Chen, and Claire Cui. Glam: Efficient scaling of language models with mixture-of-experts. 2022.
- David Eigen, Marc’Aurelio Ranzato, and Ilya Sutskever. Learning factored representations in a deep mixture of experts. 2014.
- William Fedus, Barret Zoph, and Noam Shazeer. Switch transformers: Scaling to trillion parameter models with simple and efficient sparsity. 2022.
- Surya Narayanan Hari and Matt Thomson. Tryage: Real-time, intelligent routing of user prompts to large language models. 2023.
- Dan Hendrycks, Collin Burns, Steven Basart, Andy Zou, Mantas Mazeika, Dawn Song, and Jacob Steinhardt. Measuring massive multitask language understanding. 2021.
- Albert Q. Jiang, Alexandre Sablayrolles, Arthur Mensch, Chris Bamford, Devendra Singh Chaplot, Diego de las Casas, Florian Bressand, Gianna Lengyel, Guillaume Lample, Lucile Saulnier, L lio Renard Lavaud, Marie-Anne Lachaux, Pierre Stock, Teven Le Scao, Thibaut Lavril, Thomas Wang, Timoth e Lacroix, and William El Sayed. Mistral 7b. *arXiv preprint arXiv: 2310.06825*, 2023a.
- Dongfu Jiang, Xiang Ren, and Bill Yuchen Lin. LLM-blender: Ensembling large language models with pairwise ranking and generative fusion. In Anna Rogers, Jordan Boyd-Graber, and Naoaki Okazaki (eds.), *Proceedings of the 61st Annual Meeting of the Association for Computational Linguistics (Volume 1: Long Papers)*, pp. 14165–14178, Toronto, Canada, July 2023b. Association for Computational Linguistics. doi: 10.18653/v1/2023.acl-long.792. URL <https://aclanthology.org/2023.acl-long.792>.
- Omar Khattab, Arnav Singhvi, Paridhi Maheshwari, Zhiyuan Zhang, Keshav Santhanam, Sri Vardhamanan A, Saiful Haq, Ashutosh Sharma, Thomas T. Joshi, Hanna Moazam, Heather Miller, Matei Zaharia, and Christopher Potts. DSPy: Compiling declarative language model calls into state-of-the-art pipelines. In *The Twelfth International Conference on Learning Representations*, 2024. URL <https://openreview.net/forum?id=sY5N0zY5Od>.
- Sehoon Kim, Coleman Hooper, Amir Gholami, Zhen Dong, Xiuyu Li, Sheng Shen, Michael W. Mahoney, and Kurt Keutzer. Squeezellm: Dense-and-sparse quantization. 2023.
- Tom Kwiatkowski, Jennimaria Palomaki, Olivia Redfield, Michael Collins, Ankur Parikh, Chris Alberti, Danielle Epstein, Illia Polosukhin, Jacob Devlin, Kenton Lee, Kristina Toutanova, Llion Jones, Matthew Kelcey, Ming-Wei Chang, Andrew M. Dai, Jakob Uszkoreit, Quoc Le, and Slav Petrov. Natural questions: A benchmark for question answering research. *Transactions of the Association for Computational Linguistics*, 7:452–466, 2019. doi: 10.1162/tacl.a.00276. URL <https://aclanthology.org/Q19-1026>.
- Woosuk Kwon, Zhuohan Li, Siyuan Zhuang, Ying Sheng, Lianmin Zheng, Cody Hao Yu, Joseph Gonzalez, Hao Zhang, and Ion Stoica. Efficient memory management for large language model serving with pagedattention. In *Proceedings of the 29th Symposium on Operating Systems Principles, SOSP ’23*, pp. 611–626, 2023.
- Chia-Hsuan Lee, Hao Cheng, and Mari Ostendorf. Orchestralmlm: Efficient orchestration of language models for dialogue state tracking. 2023.
- Hector Levesque, Ernest Davis, and Leora Morgenstern. The winograd schema challenge. In *Thirteenth international conference on the principles of knowledge representation and reasoning*, 2012.
- Ji Lin, Jiaming Tang, Haotian Tang, Shang Yang, Xingyu Dang, Chuang Gan, and Song Han. Awq: Activation-aware weight quantization for llm compression and acceleration. 2023.
- Keming Lu, Hongyi Yuan, Runji Lin, Junyang Lin, Zheng Yuan, Chang Zhou, and Jingren Zhou. Routing to the expert: Efficient reward-guided ensemble of large language models. 2023.
- Xiaoding Lu, Adian Liusie, Vyas Raina, Yuwen Zhang, and William Beauchamp. Blending is all you need: Cheaper, better alternative to trillion-parameters llm. 2024.

- Aman Madaan, Pranjal Aggarwal, Ankit Anand, Srividya Pranavi Potharaju, Swaroop Mishra, Pei Zhou, Aditya Gupta, Dheeraj Rajagopal, Karthik Kappaganthu, Yiming Yang, Shyam Upadhyay, Mausam, and Manaal Faruqi. Automix: Automatically mixing language models. 2023.
- OpenAI. GPT-4 technical report. *CoRR*, abs/2303.08774, 2023. doi: 10.48550/ARXIV.2303.08774. URL <https://doi.org/10.48550/arXiv.2303.08774>.
- Rafael Rafailov, Archit Sharma, Eric Mitchell, Stefano Ermon, Christopher D. Manning, and Chelsea Finn. Direct preference optimization: Your language model is secretly a reward model. 2023.
- Nils Reimers and Iryna Gurevych. Sentence-bert: Sentence embeddings using siamese bert-networks. In *Proceedings of the 2019 Conference on Empirical Methods in Natural Language Processing*. Association for Computational Linguistics, 11 2019. URL <https://arxiv.org/abs/1908.10084>.
- Baptiste Rozière, Jonas Gehring, Fabian Gloeckle, Sten Sootla, Itai Gat, Xiaoqing Ellen Tan, Yossi Adi, Jingyu Liu, Romain Sauvestre, Tal Remez, Jérémy Rapin, Artyom Kozhevnikov, Ivan Evtimov, Joanna Bitton, Manish Bhatt, Cristian Canton Ferrer, Aaron Grattafiori, Wenhan Xiong, Alexandre Défossez, Jade Copet, Faisal Azhar, Hugo Touvron, Louis Martin, Nicolas Usunier, Thomas Scialom, and Gabriel Synnaeve. Code llama: Open foundation models for code. *arXiv preprint arXiv:2308.12950*, 2023.
- Keisuke Sakaguchi, Ronan Le Bras, Chandra Bhagavatula, and Yejin Choi. Winogrande: An adversarial winograd schema challenge at scale. *Communications of the ACM*, 64(9):99–106, 2021.
- Marija Šakota, Maxime Peyrard, and Robert West. Flyswat or cannon? cost-effective language model choice via meta-modeling. *arXiv preprint arXiv:2308.06077*, 2023.
- Noam Shazeer, Azalia Mirhoseini, Krzysztof Maziarz, Andy Davis, Quoc Le, Geoffrey Hinton, and Jeff Dean. Outrageously large neural networks: The sparsely-gated mixture-of-experts layer. 2017.
- Sheng Shen, Le Hou, Yanqi Zhou, Nan Du, Shayne Longpre, Jason Wei, Hyung Won Chung, Barret Zoph, William Fedus, Xinyun Chen, Tu Vu, Yuexin Wu, Wuyang Chen, Albert Webson, Yunxuan Li, Vincent Zhao, Hongkun Yu, Kurt Keutzer, Trevor Darrell, and Denny Zhou. Mixture-of-experts meets instruction tuning: A winning combination for large language models. 2023.
- Tal Shnitzer, Anthony Ou, Mírian Silva, Kate Soule, Yuekai Sun, Justin Solomon, Neil Thompson, and Mikhail Yurochkin. Large language model routing with benchmark datasets. 2023.
- Chenglei Si, Weijia Shi, Chen Zhao, Luke Zettlemoyer, and Jordan L. Boyd-Graber. Getting more out of mixture of language model reasoning experts. *Conference on Empirical Methods in Natural Language Processing*, 2023. doi: 10.18653/v1/2023.findings-emnlp.552.
- Arnav Singhvi, Manish Shetty, Shangyin Tan, Christopher Potts, Koushik Sen, Matei Zaharia, and Omar Khat-tab. Dspy assertions: Computational constraints for self-refining language model pipelines. *arXiv preprint arXiv:2312.13382*, 2023.
- Rohan Taori, Ishaan Gulrajani, Tianyi Zhang, Yann Dubois, Xuechen Li, Carlos Guestrin, Percy Liang, and Tatsunori B Hashimoto. Stanford alpaca: An instruction-following llama model. 2023.
- Gemini Team, Rohan Anil, Sebastian Borgeaud, Yonghui Wu, Jean-Baptiste Alayrac, Jiahui Yu, Radu Soricut, Johan Schalkwyk, Andrew M Dai, Anja Hauth, et al. Gemini: a family of highly capable multimodal models. *arXiv preprint arXiv:2312.11805*, 2023.
- Hugo Touvron, Louis Martin, Kevin Stone, Peter Albert, Amjad Almahairi, Yasmine Babaei, Nikolay Bashlykov, Soumya Batra, Prajwal Bhargava, Shruti Bhosale, Dan Bikel, Lukas Blecher, Cristian Canton Ferrer, Moya Chen, Guillem Cucurull, David Esiobu, Jude Fernandes, Jeremy Fu, Wenyin Fu, Brian Fuller, Cynthia Gao, Vedanuj Goswami, Naman Goyal, Anthony Hartshorn, Saghar Hosseini, Rui Hou, Hakan Inan, Marcin Kardas, Viktor Kerkez, Madian Khabsa, Isabel Kloumann, Artem Korenev, Punit Singh Koura, Marie-Anne Lachaux, Thibaut Lavril, Jenya Lee, Diana Liskovich, Yinghai Lu, Yunying Mao, Xavier Martinet, Todor Mihaylov, Pushkar Mishra, Igor Molybog, Yixin Nie, Andrew Poulton, Jeremy Reizenstein, Rashi Rungta, Kalyan Saladi, Alan Schelten, Ruan Silva, Eric Michael Smith, Ranjan Subramanian, Xiaoqing Ellen Tan, Binh Tang, Ross Taylor, Adina Williams, Jian Xiang Kuan, Puxin Xu, Zheng Yan, Iliyan Zarov, Yuchen Zhang, Angela Fan, Melanie Kam-badur, Sharan Narang, Aurelien Rodriguez, Robert Stojnic, Sergey Edunov, and Thomas Scialom. Llama 2: Open foundation and fine-tuned chat models. 2023.
- Xuezhi Wang, Jason Wei, Dale Schuurmans, Quoc Le, Ed Chi, Sharan Narang, Aakanksha Chowdhery, and Denny Zhou. Self-consistency improves chain of thought reasoning in language models. 2023a.
- Yiding Wang, Kai Chen, Haisheng Tan, and Kun Guo. Tabi: An efficient multi-level inference system for large lan-

- guage models. In *Proceedings of the Eighteenth European Conference on Computer Systems*, EuroSys '23, pp. 233–248, New York, NY, USA, 2023b. Association for Computing Machinery. ISBN 9781450394871. doi: 10.1145/3552326.3587438. URL <https://doi.org/10.1145/3552326.3587438>.
- Jason Wei, Xuezhi Wang, Dale Schuurmans, Maarten Bosma, Brian Ichter, Fei Xia, Ed Chi, Quoc Le, and Denny Zhou. Chain-of-thought prompting elicits reasoning in large language models. 2023.
- Can Xu, Qingfeng Sun, Kai Zheng, Xiubo Geng, Pu Zhao, Jiazhan Feng, Chongyang Tao, Qingwei Lin, and Daxin Jiang. WizardLM: Empowering large pre-trained language models to follow complex instructions. In *The Twelfth International Conference on Learning Representations*, 2024. URL <https://openreview.net/forum?id=CfXh93NDgH>.
- Zhilin Yang, Peng Qi, Saizheng Zhang, Yoshua Bengio, William W. Cohen, R. Salakhutdinov, and Christopher D. Manning. Hotpotqa: A dataset for diverse, explainable multi-hop question answering. *Conference on Empirical Methods in Natural Language Processing*, 2018. doi: 10.18653/v1/D18-1259.
- Shunyu Yao, Dian Yu, Jeffrey Zhao, Izhak Shafran, Thomas L. Griffiths, Yuan Cao, and Karthik Narasimhan. Tree of thoughts: Deliberate problem solving with large language models. 2023.
- Murong Yue, Jie Zhao, Min Zhang, Liang Du, and Ziyu Yao. Large language model cascades with mixture of thoughts representations for cost-efficient reasoning. 2023.
- Rowan Zellers, Ari Holtzman, Yonatan Bisk, Ali Farhadi, and Yejin Choi. Hellaswag: Can a machine really finish your sentence? 2019.
- Chujie Zheng, Hao Zhou, Fandong Meng, Jie Zhou, and Minlie Huang. Large language models are not robust multiple choice selectors. In *The Twelfth International Conference on Learning Representations*, 2024. URL <https://openreview.net/forum?id=shr9PXz7T0>.
- Lianmin Zheng, Wei-Lin Chiang, Ying Sheng, Siyuan Zhuang, Zhanghao Wu, Yonghao Zhuang, Zi Lin, Zhuohan Li, Dacheng Li, Eric Xing, et al. Judging llm-as-a-judge with mt-bench and chatbot arena. *arXiv preprint arXiv:2306.05685*, 2023a.
- Lianmin Zheng, Wei-Lin Chiang, Ying Sheng, Siyuan Zhuang, Zhanghao Wu, Yonghao Zhuang, Zi Lin, Zhuohan Li, Dacheng Li, Eric P. Xing, Hao Zhang, Joseph E. Gonzalez, and Ion Stoica. Judging llm-as-a-judge with mt-bench and chatbot arena. 2023b.
- Denny Zhou, Nathanael Schärli, Le Hou, Jason Wei, Nathan Scales, Xuezhi Wang, Dale Schuurmans, Claire Cui, Olivier Bousquet, Quoc Le, and Ed Chi. Least-to-most prompting enables complex reasoning in large language models. 2023.

A. Additional Dataset Details

A.1. Model Details & Cost Estimation

For all proprietary models, we calculate the cost of input and output results based on their API pricing. For open-source models, we utilize Together AI ⁵ to obtain results and reference costs. For the RAG experiment, we refer to the API pricing of You.com ⁶ and Perplexity ⁷ for cost estimation.

A.2. Dataset Generation for RAG

We designed two subtasks of different nature in dataset generation step to capture the complexity and heterogeneity of real-work RAG use cases.

- **Wikipedia:** this subtask consists of 308 questions generated from wikipedia pages that focus on historic perspective or timeless content (e.g. wikipedia pages on history of pizza, or black holes).
- **News:** this subtask consists of 349 questions generated from news articles of major new outlets published within 1 month of experiment.

Different LLM and compound AI systems are expected to have different performance on those subtasks of different nature, and thus create room for routing.

A.3. Dataset Details

MMLU (Hendrycks et al., 2021): A benchmark that measures the knowledge acquired by models during pretraining and evaluates models in zero-shot and few-shot settings across 57 tasks, testing both knowledge and reasoning on different fields of human knowledge.

Hellaswag (Zellers et al., 2019): A dataset that challenges models to pick the best ending choice to a sentence given. It uses Adversarial Filtering(AF) to create a Goldilocks zone of complexity, wherein generations are largely nonsensical to humans but always make models struggle.

GSM8K (Cobbe et al., 2021): A dataset of diverse grade school math word problems, testing a model’s ability to perform multi-step mathematical reasoning.

ARC Challenge(Clark et al., 2018) A rigorous question answering dataset, ARC-Challenge includes complex, different grade-school level questions that require reasoning beyond simple retrieval, testing the true comprehension capabilities of models. Arc Challenge dataset contains those that both a retrieval and a co-occurrence method fail to answer correctly)

Winogrande (Sakaguchi et al., 2021): A large-scale and increased harness dataset inspired by the original Winograd Schema Challenge(WSC) (Levesque et al., 2012) tests models on their ability to resolve pronoun ambiguity and their ability to understand the context with commonsense knowledge.

MBPP (Austin et al., 2021): The benchmark is designed to be solvable by entry level programmers, covering programming fundamentals, standard library functionality, and so on. Each problem consists of a task description, code solution and 3 automated test cases.

MT-Bench (Zheng et al., 2023b): This dataset contains 3.3K expert-level pairwise human preferences for model responses generated by 6 models in response to 80 MT-bench questions, multi-run QA. The 6 models are GPT-4, GPT-3.5⁸, Claude-v1, Vicuna-13B (Zheng et al., 2023a), Alpaca-13B (Taori et al., 2023), and LLaMA-13B (Touvron et al., 2023). The annotators are mostly graduate students with expertise in the topic areas of each of the questions. In this work, we only used the 80 questions to generate model responses for ROUTERBENCH.

⁵<https://www.together.ai/pricing>

⁶<https://api.you.com/>

⁷<https://docs.perplexity.ai/docs/pricing>

⁸<https://openai.com/blog/chatgpt>

Table 1. Individual models and the Oracle results on the seven datasets.

Method	MMLU		MT-Bench		MBPP		HellaSwag		Winogrande		GSM8k		ARC	
	Perf↑	Cost↓	Perf↑	Cost↓	Perf↑	Cost↓	Perf↑	Cost↓	Perf↑	Cost↓	Perf↑	Cost↓	Perf↑	Cost↓
WizardLM 13B	0.568	0.122	0.796	0.006	0.364	0.011	0.636	0.727	0.512	0.040	0.510	0.354	0.660	0.068
Mistral 7B	0.562	0.081	0.779	0.003	0.349	0.006	0.541	0.485	0.562	0.027	0.409	0.210	0.642	0.046
Mixtral 8x7B	0.733	0.245	0.921	0.012	0.573	0.023	0.707	1.455	0.677	0.081	0.515	0.594	0.844	0.137
Code Llama 34B	0.569	0.317	0.796	0.015	0.465	0.021	0.525	1.882	0.617	0.104	0.462	0.752	0.644	0.177
Yi 34B	0.743	0.326	0.938	0.018	0.333	0.031	0.931	1.938	0.748	0.107	0.552	0.867	0.882	0.182
GPT-3.5	0.720	0.408	0.908	0.026	0.651	0.044	0.816	2.426	0.630	0.134	0.601	1.170	0.855	0.228
Claude Instant V1	0.384	0.327	0.863	0.030	0.550	0.064	0.801	1.943	0.512	0.108	0.626	1.300	0.821	0.183
Llama 70B	0.647	0.367	0.854	0.022	0.302	0.039	0.736	2.183	0.504	0.121	0.529	0.870	0.794	0.205
Claude V1	0.475	3.269	0.938	0.361	0.527	0.607	0.841	19.43	0.570	1.077	0.653	11.09	0.889	1.829
Claude V2	0.619	3.270	0.854	0.277	0.605	0.770	0.421	19.50	0.446	1.081	0.664	13.49	0.546	1.833
GPT-4	0.828	4.086	0.971	0.721	0.682	1.235	0.923	24.29	0.858	1.346	0.654	19.08	0.921	2.286
Oracle	0.957	0.297	0.996	0.052	0.899	0.041	0.994	0.860	1.0	0.042	0.748	1.282	0.977	0.091

A.4. More Details on Dataset Construction

Each sample in the benchmark dataset will have the following attributes:

- *sample_id*: contain the information about the name of the sub-task, the split of dataset, and the index of the data in that dataset. Example: **mmlu-astronomy.val.5**
- *model_name*: the model used to perform inference for this sample. Example: **GPT-4**
- *eval_name*: the source data this specific sample comes from. Example: **hellaswag.dev.v0**
- *prompt*: prompt sentence. Example: **The following are multiple choice questions...**
- *model_response*: Model’s output. Example: **The answer is A)**
- *performance*: the result compared to true label. Example: **True/False**
- *cost*: for proprietary model, we use API cost to calculate; for open source model, we use Together AI⁹ to call the model and use their cost as reference. Example: **0.00019**
- *true_label*: the true label or gold response for this prompt. Example: **True/False**

A.5. Evaluation Metrics

We will perform 5-shot inference on MMLU, HellaSwag, GSM8K, ARC Challenge, Winogrande and 0-shot inference on MBPP, MT-Bench and RAG.

For the datasets MMLU, HellaSwag, GSM8K, ARC Challenge, and Winogrande, we use the exact match method to compute the final results. In contrast, for MBPP, MT-Bench, and RAG, we use GPT-4 for answer evaluation. Results categorized as False/True are converted to a binary 0/1 format. In cases where the results are based on ratings, we normalize all outcomes to a [0, 1] scale.

A.6. Individual Dataset Result

The ROUTERBENCH pilot study result has been shown in Figure 3. We provide the breakdown of each dataset in Figure 7. Additionally, we list the accuracies and costs for each individual model and the Oracle router in Table 1.

B. Extended Experimental Settings

We provide the hyperparameters of MLP and KNN routers in this section.

The KNN routers have two main hyperparameters that were tested in this paper. The number of neighbors, and the embedding model for the prompts. All KNN routers used cosine similarity as the distance metric, and used either 5, 10, or 40 neighbors. The embedding models were taken from the default SentenceTransformers library (Reimers & Gurevych, 2019), and are one of all-MiniLM-L12-v2, all-mpnet-base-v2, or all-distilroberta-v1. The best-performing hyperparameters for the KNN router were with 40 neighbors, and the all-MiniLM-L12-v2 embedding model.

⁹https://www.together.ai/

ROUTERBENCH: A Benchmark for Multi-LLM Routing System




Figure 7. Accuracy vs Total cost of each LLM on each sub dataset in ROUTERBENCH.

In MLP routers, the models have either one or two hidden layers, with each layer having 100 neurons, and the ReLU activation function was applied. The learning rate was kept constant at 0.001, and the models took in embeddings from one of all-MiniLM-L12-v2, all-mpnet-base-v2, or all-distilroberta-v1. The best MLP router had two hidden layers of 100 neurons each, and used the all-MiniLM-L12-v2 embedding model.

C. Issues with Overly-aligned Models

Some models exhibit reluctance in responding to certain inputs, often replying with statements like "I do not understand..." or "I am not sure about...". We have identified two primary reasons for models' refusal to respond:

Insufficient Context Perception Despite being provided with enough context, these models perceive the information as inadequate. Our hypothesis is that the models' capabilities might not be robust enough to generate answers or perform tasks effectively under these conditions. A potential remedy is to modify the prompting strategy to encourage output generation.

Uncertainty Avoidance Some models appear to be fine-tuned to function as 'safe' assistants, refraining from providing responses when they lack certainty. This cautious approach likely aims to prevent potential errors stemming from uncertain

answers. Claude 2 exhibits this behavior most frequently.

LLMs have been known to have such kind of issues as documented in various previous studies (Zheng et al., 2024; Alzahrani et al., 2024). It is essential to apply methods that can make LLM outputs in a more controllable and structural way and automatically optimize their quality (Khatab et al., 2024; Singhvi et al., 2023) when routing, which warrants further exploration in future research.

D. More Results on RAG Data

In this section, additional visualizations of the RAG dataset outcomes are presented. Figure 8 highlights the variability in router performance across the Wikipedia and news segments of the RAG dataset, resulting in less-than-ideal overall outcomes. Concurrently, Figure 9 reveals that the embeddings of Wikipedia and news platform samples exhibit distinct characteristics, suggesting they are distinguishable. This observation underscores the significant potential for enhancing router designs to elevate performance on this task in our ROUTERBENCH.

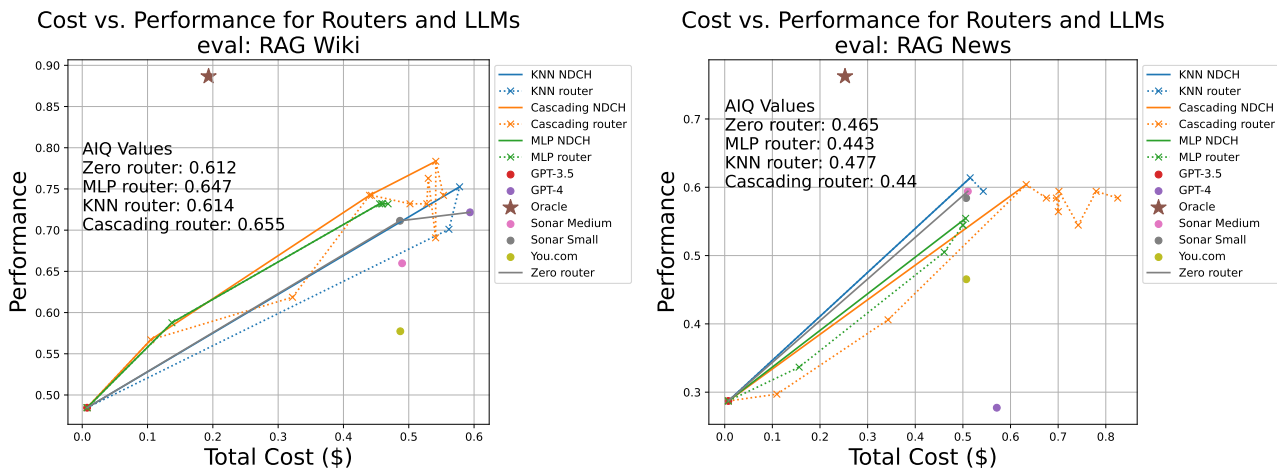


Figure 8. Total Cost vs Performance for five models and four routers on the Wikipedia and news platforms data partitions in the RAG dataset.

E. Full Cascading Routers Results

Here are we provide the rest cascading routers results on ARC-Challenge, MT-Bench, and HellaSwag.

F. Training Data Distribution

We also conduct Out-domain experiments where we train on held-out tasks in ROUTERBENCH for each dataset and evaluate on MT-Bench, MBPP and GSM8K in Figure 11.

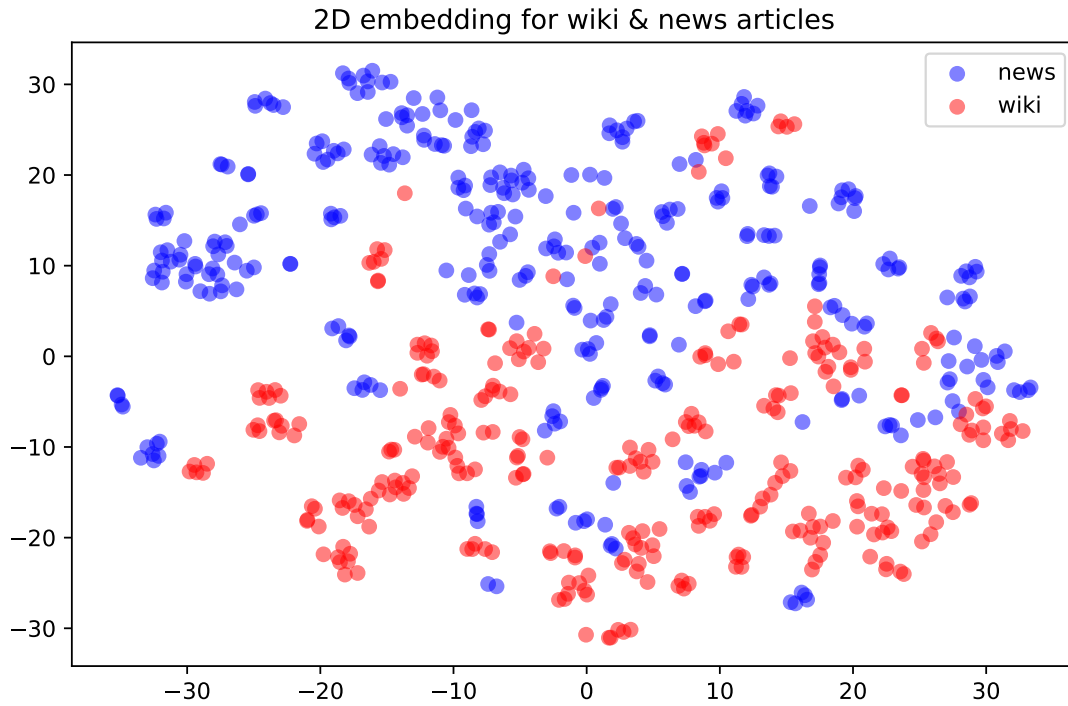


Figure 9. t-SNE visualization for wiki and news data embeddings.

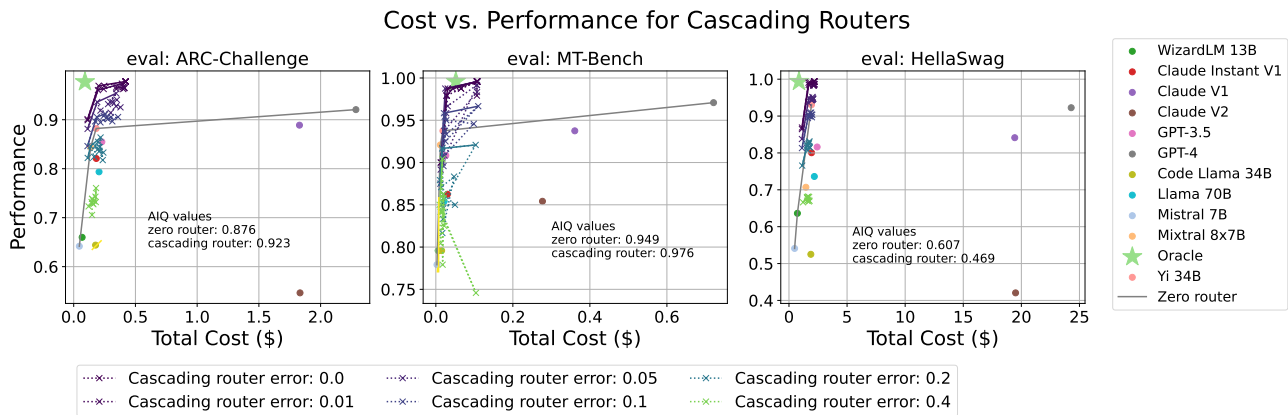


Figure 10. Total Cost vs Performance for eleven models and cascading routers on ARC-Challenge, MT-Bench, and HellaSwag. Different error rates are tested, and the AIQ value is computed for Zero Router and zero error rate cascading router. The solid lines represent non-decreasing convex hull and the dotted line represents points with increasing maximum cost parameter.

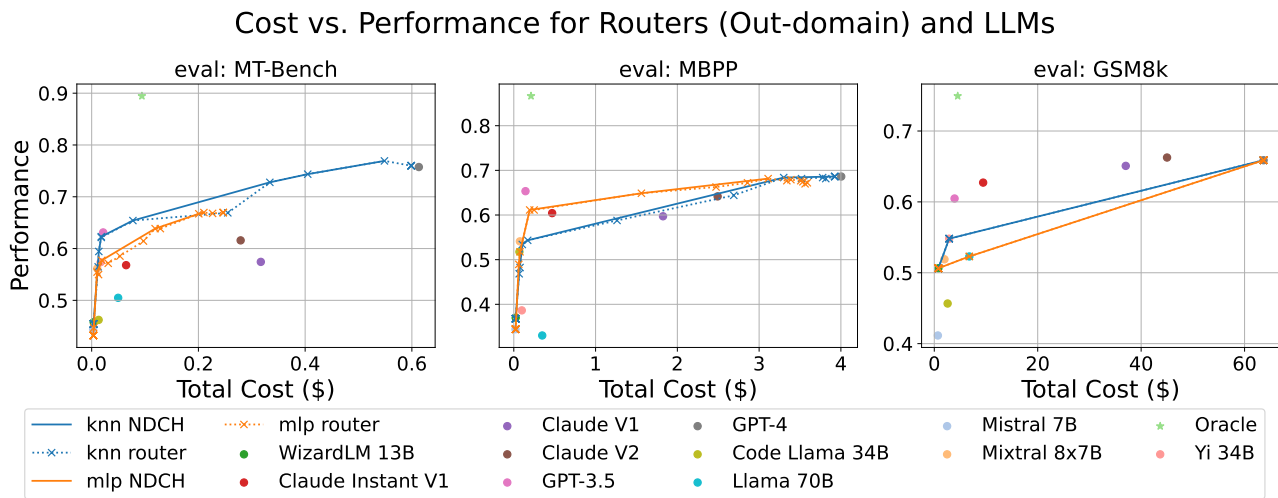


Figure 11. Total Cost vs Performance for eleven models and KNN, MLP routers on MT-Bench, MBPP, GSM8K. NDCH stands for non-decreasing convex hull