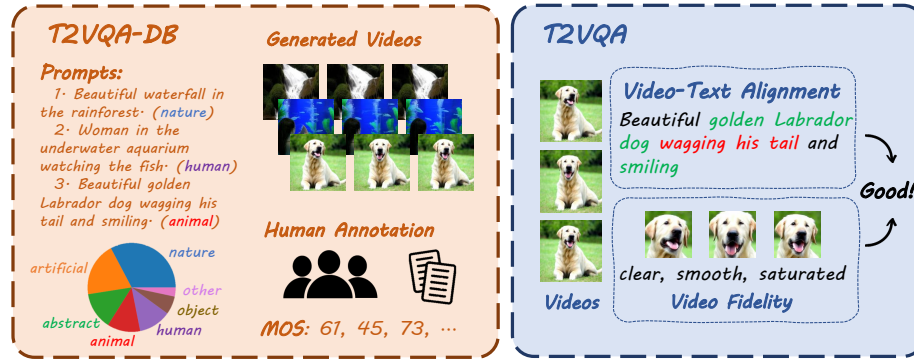


# Subjective-Aligned Dateset and Metric for Text-to-Video Quality Assessment

Tengchuan Kou<sup>1</sup>, Xiaohong Liu<sup>1†</sup>, Zicheng Zhang<sup>1</sup>, Chunyi Li<sup>1</sup>, Haoning Wu<sup>2</sup>, Xiongkuo Min<sup>1</sup>, Guangtao Zhai<sup>1</sup>, and Ning Liu<sup>1†</sup>

<sup>1</sup>Shanghai Jiao Tong University, <sup>2</sup>Nanyang Technological University



**Fig. 1:** Overview of the proposed *T2VQA-DB* and *T2VQA*. *T2VQA-DB* has the largest scale among existing T2V datasets. *T2VQA* achieves the SOTA performance in evaluating the quality of text-generated videos.

**Abstract.** With the rapid development of generative models, Artificial Intelligence-Generated Contents (AIGC) have exponentially increased in daily lives. Among them, Text-to-Video (T2V) generation has received widespread attention. Though many T2V models have been released for generating high perceptual quality videos, there is still lack of a method to evaluate the quality of these videos quantitatively. To solve this issue, we establish the largest-scale Text-to-Video Quality Assessment DataBase (**T2VQA-DB**) to date. The dataset is composed of 10,000 videos generated by 9 different T2V models. We also conduct a subjective study to obtain each video’s corresponding mean opinion score. Based on T2VQA-DB, we propose a novel transformer-based model for subjective-aligned Text-to-Video Quality Assessment (**T2VQA**). The model extracts features from text-video alignment and video fidelity perspectives, then it leverages the ability of a large language model to give the prediction score. Experimental results show that T2VQA outperforms existing T2V metrics and SOTA video quality assessment models. Quantitative analysis indicates that T2VQA is capable of giving subjective-align predictions, validating its effectiveness. The dataset and code will be released at <https://github.com/QMME/T2VQA>.

<sup>†</sup>Corresponding authors.

**Keywords:** Text-to-video dataset · Video quality assessment · Text-to-video generation


## 1 Introduction

Video generation, or video synthesis, has been fully developed in the past few years. Text-to-Video (T2V) generation is one of the most studied fields, where a user provides a text description as the guidance for video generation. With the thriving of diffusion-based models, high-fidelity videos can be generated. However, the quality of text-generated videos is diverse which affects the experience quality of subjects. Therefore, a subjective-aligned quality assessment method for them is needed. Unfortunately, existing Video Quality Assessment (VQA) models are unable to accomplish the task well. On the one hand, distortions brought by the T2V generation models, such as the jitter effect, irrational objects, etc, are different from distortions in natural videos. On the other hand, traditional VQA models do not take text-video alignment into consideration, which is a significant evaluation perspective for text-generated videos.

Besides, the most used metrics for T2V generation, such as IS [36], FVD [42], and CLIPSim [46], fail to reflect real user preferences. IS uses the Inception Network [40] to generate a distribution that reflects image/video quality and diversity. It has been criticized for its inability to evaluate image/video quality precisely. FVD compares the I3D feature [4] distributions of the generated and natural video pair. The drawback of FVD is that obtaining the reference natural video is usually impractical. CLIPSim takes advantage of CLIP [32] to calculate the similarity between the original text and the generated video content. However, it only considers text-video alignment from the image level, excluding the temporal information and perceptual video quality.

To facilitate the development of a more comprehensive and accurate metric, we establish the largest-scale subjective T2V dataset to date, named Text-to-Video Quality Assessment DataBase (**T2VQA-DB**). The dataset contains 10,000 videos generated by 9 different T2V models using 1,000 text prompts. We also collect each video’s Mean Opinion Score (MOS) by conducting a subjective experiment, where 27 subjects score the overall quality of the generated videos. Fig. 2 shows video examples from T2VQA-DB. We anticipate that the T2VQA-DB will benefit the training and testing of subsequent models.

Based on T2VQA-DB, we propose a novel model equipped with multi-modality foundation models for better Text-to-Video Quality Assessment (**T2VQA**). The model utilizes BLIP [27] and Video Swin Transformer (Swin-T) [30] to extract features from text-video alignment and video fidelity perspectives respectively. The features are fused through a cross-attention module, then they are fed into a frozen Large Language Model (LLM) to regress the predicted score. We train and test T2VQA as well as other VQA models on T2VQA-DB. Experimental results show that T2VQA outperforms existing T2V generation metrics and state-of-the-art VQA models, validating its effectiveness in measuring the perceptual quality of text-generated videos.



**Fig. 2:** Video examples generated by prompt: *Sunset on the sea*. (a) Overview of video frames generated by 9 models. (b) Videos generated by AnimateDiff [12], LVDM [14], LaVie [44], and their MOSs.

We summarize our contributions as follows:

1. We establish the T2V dataset with *the largest scale to date*, named T2VQA-DB. The dataset includes 10,000 text-generated video sequences and their corresponding MOSs gained from 27 subjects.
2. We propose a novel transformer-based model for better evaluating the quality of text-generated videos, named T2VQA. The model dissolves the problem from *text-video alignment and video fidelity perspectives*, and then it leverages the ability of an LLM to give a subjective-aligned prediction of the video quality.
3. The proposed T2VQA outperforms existing metrics for T2V generation and SOTA VQA models on T2VQA-DB and Sora [3] videos, indicating the effectiveness of T2VQA. Qualitative experiments show that T2VQA can benefit in measuring the performance of T2V generation algorithms, giving it practical application prospects.

## 2 Related Works

### 2.1 Text-to-video Dataset

To the best of our knowledge, only a few T2V datasets have been proposed. They mainly have the following two issues: (1) Insufficient scale: Chivileva *et al.* [5] proposes a dataset with 1,005 videos generated by 5 T2V models following [25]. EvalCrafter [28] builds a dataset using 500 prompts and 7 T2V models, resulting in 3,500 videos in total. Similarly, FETV [29] is composed of 2,476 videos generated by 619 prompts, and 4 T2V models. VBench [16] has a larger scale with in

total of  $\sim 1.7k$  prompts and 4 T2V models. Such scales are not sufficient for the training of deep learning-based models, and cannot comprehensively represent current T2V algorithms. (2) Limited human annotation: ITU-standard [17] requires at least 15 human annotators for subjective study. The dataset proposed by Chivileva *et al.* [5] is the only one that meets the standard with 24 annotators involved. Both EvalCrafter and FETV only have 3 users for annotation. VBench [16] does not specify the number of human annotators explicitly.

## 2.2 Metrics for T2V Generation

IS [36] and FVD [42] are the two most commonly used metrics for evaluating the quality of generated videos. IS uses the Inception feature to present both image/video quality. FVD measures the distance between the generated video and the natural video. However, both metrics are criticized for poor correlation with human visual perception. CLIPSim [46] measures the text-video alignment by using CLIP [32]. After measuring the similarity between the text and each video frame, it averages them to get the final score. As a result, it only evaluates videos from the image level, losing the information from the temporal domain. As well as it doesn't consider the video quality.

Though many works targeting the evaluation of text-generated images have been proposed [21, 24, 25, 57, 58, 62], only a few metrics tailored for text-generated video evaluation have been proposed. Among them, ViCLIP [45] is a CLIP-based metric for measuring text-video alignment. Chivileva *et al.* [5] proposes an ensemble video quality metric that integrates text similarity and naturalness. EvalCrafter [28] and VBench [16] build benchmarks to evaluate text-generated video from 18 and 16 objective metrics respectively. FETV [29] and T2V-Score [55] both propose separate metrics for text-video alignment and video quality, without an overall perceptual score for text-generated videos. There is still lack of a simple and effective metric to evaluate the quality of text-generated videos accurately.

Besides the aforementioned metrics, VQA models can also be used for the evaluation of text-generated videos. BVQA [23] transfers knowledge from Image Quality Assessment (IQA) databases and then trains on the target VQA database. SimpleVQA [39] extracts spatial and motion features to regress to the final score. FAST-VQA [47] proposes "fragments" as a novel sampling strategy and the Fragment Attention Network (FANet) to accommodate fragments as inputs. [8, 9, 22, 63] are works for the evaluation of enhanced videos and digital humans. DOVER [50] proposes to view the quality assessment problem from the technical perspective and the aesthetic perspective, while BVQI [48] and MaxVQA [49] integrates text prompts (*e.g.*, good, bad) into VQA. With the development of LLMs and Multi-modal Large Language Models (MLLM), researchers have started to leverage the advantages of MLLMs to solve VQA problems, as they have trained on massive data. Q-Bench [51] proves that MLLMs can address preliminary low-level visual tasks. Q-Align [53] proposes to train MLLMs using text-defined levels (*e.g.*, fine, poor, excellent) and achieves SOTA results on both IQA and VQA tasks. Though many VQA models have been

**Table 1:** Summary of T2VQA-DB and existing T2V datasets. [Keys: **Bold**: the best].

Name	Videos	Prompts	Models	Annotators	Score
Chivileva’s [5]	1,005	201	5	24	MOS
EvalCrafter [28]	3,500	500	7	3	MOS
VBench [16]	6,984	<b>1,746</b>	4	-	Preference
FETV [29]	2,476	619	4	3	MOS
<b>T2VQA-DB (ours)</b>	<b>10,000</b>	1,000	<b>9</b>	<b>27</b>	MOS

proposed, they are originally designed for natural videos and do not consider text-video alignment. Therefore, their performance will deteriorate when evaluating generated videos.

### 2.3 Text-to-video Generation

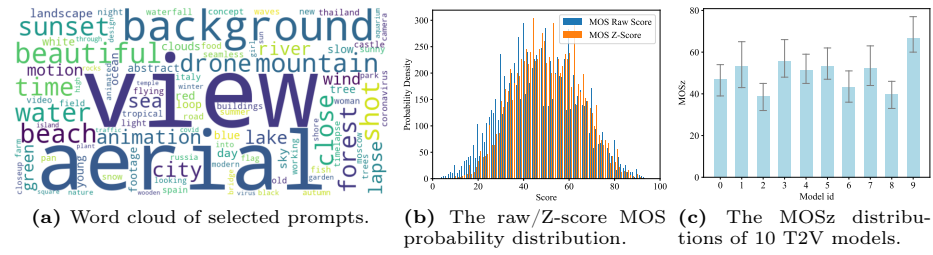
T2V generation refers to a form of conditional video generation, where text descriptions are used as conditioning inputs to generate high-fidelity videos. A common practice is to extend pre-trained Text-to-Image (T2I) models with temporal modules. CogVideo [15] is based on CogView2 [7] and proposes a multi-frame-rate hierarchical training strategy to better align text-video clips. Make-a-video [37] adds effective spatial-temporal modules on a diffusion-based T2I model (*i.e.*, DALLE-2 [33]). VideoFusion [31] also leverages the DALLE-2 and presents a decomposed diffusion process. Text2Video-Zero [20], Tune-A-Video [56], AnimateDiff [12], Video LDM [2], MagicVideo [66], LVDM [14], ModelScope [43], and VidRD [11] are models that inherit the success of Stable Diffusion (SD) [35] for video generation. Show-1 [60] integrates both pixel-based and latent-based text-to-Video Diffusion Models (VDMs). LaVie [44] extends the original transformer block in SD to a spatio-temporal transformer. Recently, OpenAI releases Sora [3], a T2V model that is capable of generating 60s high-fidelity videos, considered as a game changer in T2V generation.

## 3 Subjective-Aligned Text-to-Video Dataset

As shown in Tab. 1, the existing T2V datasets have a relatively small number of videos. The small scale is not sufficient to represent the diverse performance of T2V generation models, resulting in unreliable quality assessment metrics. Consequently, we propose a Text-to-Video Quality Assessment DataBase, named T2VQA-DB, including 10,000 videos generated by 9 different T2V models. 1,000 prompts are used and 27 subjects are invited to obtain the MOS of each video. In this section, we will describe the establishment of T2VQA-DB and the subjective experiment conducted on it.

### 3.1 Prompt Selection

To guarantee the diversity of the dataset, the prompts used for T2V generation should cover as many aspects as possible. Following [58], we use the same graph-



**Fig. 3:** (a) The word cloud of the prompts used in T2VQA-DB. (b) The distribution of the raw/Z-score MOS. (c) Z-score MOS distributions of 10 T2V models. The model IDs represent sequentially Text2Video-Zero, Tune-a-video<sup>(1)</sup>, VidRD, ModelScope, VideoFusion, LVDM, Show-1, Tune-a-video<sup>(2)</sup>, LaVie.

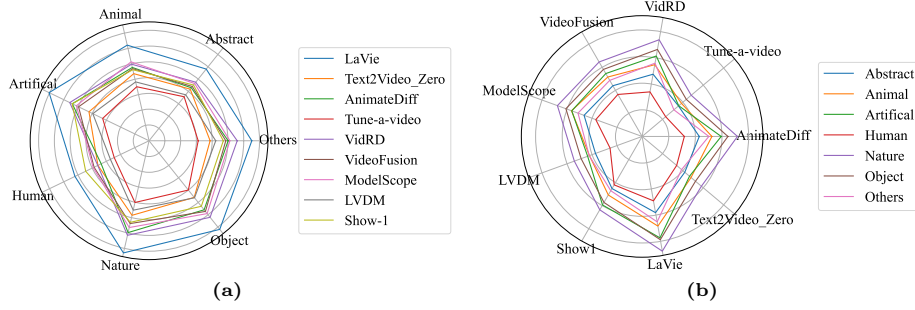
based algorithm from [38] for prompt selection. We first randomly sample 1 million prompts from WebVid-10M [1], which contains 10 million video-text pairs scraped from the stock footage sites. Each prompt is encoded to a vector representation by Sentence-BERT [34]. The graph-based algorithm integrates them into  $k$  groups according to cosine distance.  $k$  is a hyper-parameter and we set  $k = 100$ , resulting roughly 10,000 prompts in each group. Finally, we randomly sample 10 prompts in each group, forming the 1,000 prompts in T2VQA-DB. Fig. 3a shows the word cloud of the collected prompts.

### 3.2 Video Generation

We use in total 9 different models for video generation, including Text2Video-Zero [20], AnimateDiff [12], Tune-a-video [56], VidRD [11], VideoFusion [31], ModelScope [43], LVDM [14], Show-1 [60], and LaVie [44]. For Tune-a-video, we utilize two different pre-trained weights, resulting in a total of 10 models for generation. Compared to other T2V datasets, we utilize current advanced T2V generation models as much as possible, making T2VQA-DB more representative. Since the default resolution, video length, and frame rate are different in each model, we unify the video format as  $512 \times 512$ , 16 frames, and 4fps. We end up generating 10,000 text-generated videos.

### 3.3 Subjective Study

To obtain the MOS of each video, we invite 27 subjects to score the perceptual quality of each video. The subjects are asked to score mainly from two aspects, in terms of text-video alignment and video fidelity. Text-video alignment refers to how the generated video content matches the text description. Video fidelity refers to degrees of distortion, saturation, motion consistency, and content rationality. The subjects use a slider ranging from 0 to 100 to give the final score of each video. After having the raw MOS of each subject, we conduct normalization to avoid inter-subject scoring differences as Z-score MOS (MOSz). That is:



**Fig. 4:** (a) Comparison of models performance on different prompt types. (b) Performance of prompt types in different models.

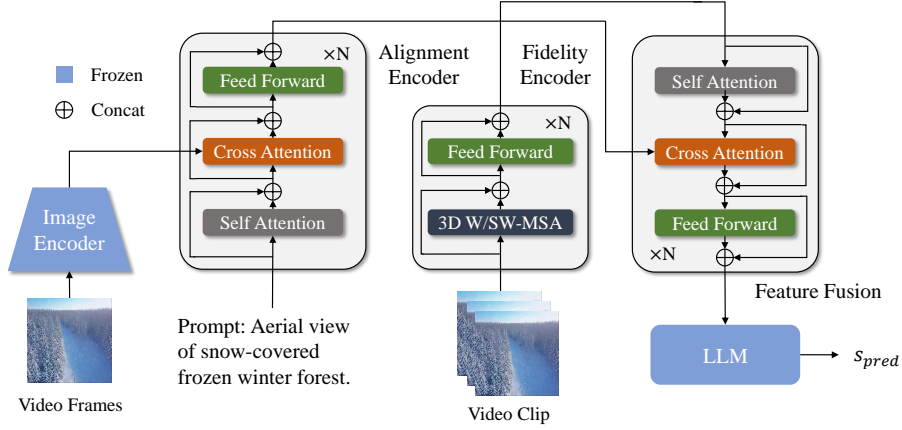
$$MOSz_i = \frac{1}{N} \sum_{j=1}^N Res\left(\frac{r_{ij} - \mu_j}{\sigma_j}\right), \quad (1)$$

where  $i$  and  $j$  refer to the index of videos and subjects.  $r$  is the raw score, and  $\mu_j = \frac{1}{M} \sum_{i=1}^M r_{ij}$ ,  $\sigma_j = \sqrt{\frac{1}{M-1} \sum_{i=1}^M (r_{ij} - \mu_j)^2}$ .  $M$  is the number of videos scored by each subject.  $N$  is the number of scores on one video.  $Res(\cdot)$  is the rescaling function, converting the distribution of Z-scores into a mean of 50 and a standard deviation of 16.6. Fig. 3b shows the distributions of raw MOS and Z-score MOS.

### 3.4 Dataset Analysis

To have a better understanding of the characteristics of videos in T2VQA-DB, we conduct comprehensive experiments and analysis. We first investigate each model’s performance in T2VQA-DB. The visualization of the Z-score MOS distributions of 10 models is shown in Fig. 3c. LaVie has the highest average MOS of 66.9, while two Tune-a-Video models have the lowest of 39.1 and 39.9. The reason for the poor performance of Tune-a-Video is mainly the low inter-frame consistency, as shown in Fig. 7c.

Based on the prompt contents, we categorize the collected prompts into 6 categories, including nature, human, artificial, animal, object, and abstract. The ones that cannot be categorized into the 6 classes are labeled as “others”. After classification, we have 327 prompts for nature, 119 for human, 196 for artificial, 121 for animal, 66 for object, 135 for abstract, and 36 for others. Subsequently, we compare the models’ performance over different prompt types. As shown in Fig. 4a, LaVie outperforms the other models on all types of prompts. Tune-a-video has the worst performance, which is consistent with the analysis in Fig. 3c. LVDm has the second-worst performance except in the “others” type. The performance of the rest models has negligible differences. Fig. 4b shows prompts classified as human have the worst performance in all models. The reason could be that human faces and actions require more sophisticated modeling compared



**Fig. 5:** Overview framework of T2VQA. Features from text-video alignment and video fidelity perspectives are extracted. After a cross-attention based fusion, an LLM is utilized for regression.

with other categories. Some models show a preference for object and nature types of prompts to a small extent. The models do not show obvious preferences for other types of prompts.

## 4 Subjective-Aligned Text-to-video Metric

Based on T2VQA-DB, we propose a novel model that leverages transformer-based architecture for Text-to-video Quality Assessment (T2VQA). The model dissolves the task into two perspectives, in terms of text-video alignment and video fidelity. After feature extraction and feature fusion, an LLM is used for quality regression. Fig. 5 shows the overview of the architecture of T2VQA. We will introduce the detailed design of T2VQA below.

### 4.1 Text-video Alignment Encoder

Text-video alignment refers to the conformity between the video content and the text description. CLIP [32] and BLIP [27] are models that have a strong ability for zero-shot text-image matching. [46] first proposes CLIPSim, which uses CLIP to calculate the similarities between text and each frame of the video and then take the average value. However, former works [5, 16, 28, 29] and results in Tab. 2 show that simply using CLIP or BLIP has a low correlation with the authentic subjective scores. Following works of MLLMs such as BLIP-2 [26], InstructBLIP [6], and mPLUG-Owl2 [59], we use the pre-trained BLIP image encoder as the video frame encoder. We freeze the weights of the image encoder that encodes each frame separately. We use the BLIP text encoder as the alignment encoder. The alignment encoder takes the encoded text and video



frame as inputs. They interact through the cross-attention module and the encoder eventually outputs a feature representing the text-frame similarity. We concatenate features from each text-frame pair. Given a set of  $N$  video frames  $\{v_i \in \mathbb{R}^{3 \times H \times W}\}_{i=1}^N$  and the text prompt  $t$ , we have:

$$f_b = \text{cat}(\{\text{BLIP}(t, v_i)\}_{i=1}^N). \quad (2)$$

#### 4.2 Video Fidelity Encoder

Video fidelity refers to the perception of distortion from spatial and temporal domains. In the spatial domain, common distortion types include blurriness, noises, low/high contrast, etc. Temporal distortions include jitter, stall, motion blur, etc. In this perspective, the task can be seen as a common VQA task. Swin-T [30] has been proven for its excellent ability in various VQA tasks [47, 50]. By using 3D-shifted window-based multi-head self-attention (SW-MSA), Swin-T has a strong ability to analyze videos from spatial and temporal domains. Therefore, we utilize Swin-T as the backbone of the fidelity encoder to extract features that represent video fidelity. Given a video clip  $v \in \mathbb{R}^{3 \times N \times H \times W}$ , we have:

$$f_s = \text{SWIN}(v). \quad (3)$$

#### 4.3 Feature Fusion

Inspired by BLIP-2 [26] and InstructBLIP [6], after having the features from perspectives of text-video alignment and video fidelity, we design a transformer-based fusion module to fuse those two features. The module includes  $N$  blocks with self-attention, cross-attention, and feed-forward layers in each block. The fidelity feature  $f_s$  first goes through self-attention layers, and then it interacts with the alignment feature  $f_b$  in cross-attention layers (and every other transformer block). The fusion module helps the model to unify the features from two perspectives to have a more comprehensive understanding of the video characteristics. We initialize the fusion module using BERT<sub>base</sub> [19].

#### 4.4 Quality Regression

LLMs have been proven to be competitive on IQA/VQA tasks [52–54, 64]. Inspired by them, we also utilize an LLM as the quality regression module in T2VQA. We first design a text instruction prompt, *i.e.*, “*Please rate the quality of this video.*”, to guide the LLM. The encoded instruction and the fused feature are concatenated as the input of the LLM. Following [53, 61], we supervise the LLM to output one among five ITU-standard [17] levels (*bad*, *poor*, *fair*, *good*, and *excellent*) to represent the quality of the videos, denoted as `<level>`. We assign them weights of 1 – 5 in order. Since the logit at `<level>` in LLM is the probability distribution of all tokens, it can be used to represent how the LLM predicts the quality of the video. Therefore, a softmax for each token is calculated and multiplied by its weight. We have the final predicted score as:

$$s_{pred} = \sum_{i=1}^5 i \times softmax(\lambda_i) = \sum_{i=1}^5 i \times \frac{e^{\lambda_i}}{\sum_{j=1}^5 e^{\lambda_j}}, \quad (4)$$

where  $\lambda_i$  is the probability distribution of the  $i$ -th <level> token.

## 5 Experiments and Results

### 5.1 Implement Details

**Train-test splitting.** When training and testing on T2VQA-DB, we follow the common practice of dataset splitting by leaving out 80% for training, and 20% for testing. To eliminate the bias in one single split, we randomly split the dataset 10 times, and use the average results for performance comparison.

**Training Settings.** We utilize the large model of BLIP for the extraction of text-video alignment feature. We initialize the fidelity encoder using Swin-T pre-trained on Kinetics-400 [18] dataset. For the LLM, we use the 7B model of Vicuna v1.5 [65], which is fine-tuned from Llama 2 [41]. It is worth noting that both BLIP image encoder and LLM are frozen during training.

During training and testing, we first uniformly sample 8 frames out of an input video, and then we resize them to  $224 \times 224$ . We use Adam optimizer initialized by a learning rate of  $1e-5$ . The learning rate decays under a cosine scheduler from 1 to 0. We train T2VQA for 30 epochs under a batch size of 4 on a server with one NVIDIA GeForce RTX 4090.

**Loss Function.** Following [47], we use differentiable Pearson Linear Correlation Coefficient (PLCC) and rank loss as loss functions. PLCC is a common criterion used for evaluating the correlation between sequences, while rank loss is introduced to help the model distinguish the relative quality of videos better. The final loss function is defined as:

$$L = L_{plcc} + \lambda \cdot L_{rank}, \quad (5)$$

where  $\lambda$  is a hyper-parameter for balancing, and is set to 0.3 during training.

**Evaluation Metrics.** Along with PLCC, we include Spearman’s Rank-Order Correlation Coefficient (SROCC), Kendall’s Rank-order Correlation Coefficient (KRCC), and Root Mean Square Error (RMSE) as performance criteria. SROCC, PLCC, and KRCC indicate the prediction monotonicity, while RMSE measures the prediction accuracy. Better models should have larger SROCC, KRCC, and PLCC scores, but conversely for RMSE. Before calculating PLCC, we follow the same procedure in [10] to map the objective score to the subject score using a four-parameter logistic function.

**Table 2:** Performance of the SOTA models and T2VQA on T2VQA-DB. The best-performing model is highlighted in each column. [Keys: S: SROCC, P: PLCC, K: KRCC, R: RMSE, **Bold**: the best].

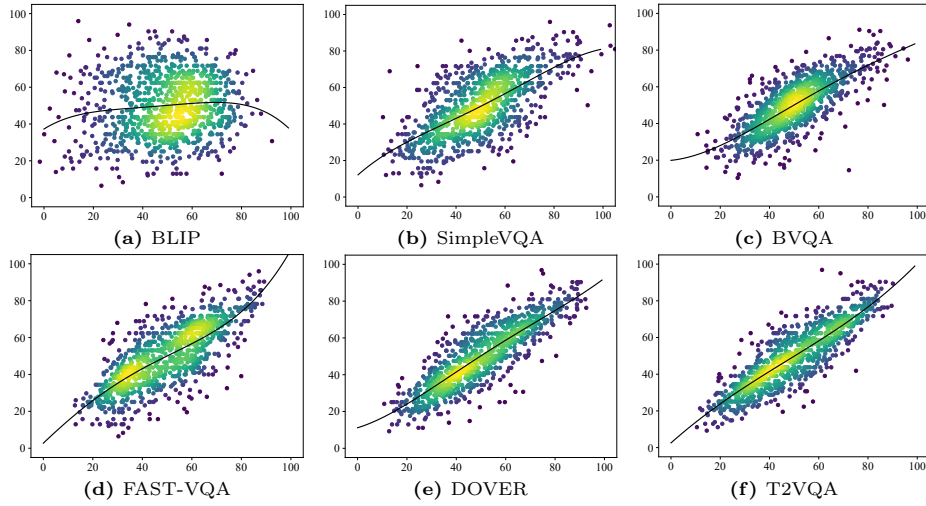
Models	T2VQA-DB Validation				Sora Testing			
	S $\uparrow$	P $\uparrow$	K $\uparrow$	R $\downarrow$	S $\uparrow$	P $\uparrow$	K $\uparrow$	R $\downarrow$
<i>zero-shot</i>								
CLIPSim [32]	0.1047	0.1277	0.0702	21.683	0.2116	0.1538	0.1406	18.316
BLIP [27]	0.1659	0.1860	0.1112	18.373	0.2126	0.1038	0.1515	18.850
ImageReward [58]	0.1875	0.2121	0.1266	18.243	0.0992	0.0415	0.0748	19.494
ViCLIP [45]	0.1162	0.1449	0.0781	21.655	0.2567	0.1844	0.1734	17.982
UMTScore [29]	0.0676	0.0721	0.0453	22.559	0.2594	0.0840	0.1680	19.057
<i>finetuned</i>								
SimpleVQA [39]	0.6275	0.6338	0.4466	11.163	0.0340	0.2344	0.0237	16.687
BVQA [23]	0.7390	0.7486	0.5487	15.645	0.4235	0.2489	0.2635	17.164
FAST-VQA [47]	0.7173	0.7295	0.5303	10.595	0.4301	0.2369	0.2939	17.426
DOVER [50]	0.7609	0.7693	0.5704	9.8072	0.4421	0.2689	0.2757	17.182
<b>T2VQA(Ours)</b>	<b>0.7965</b>	<b>0.8066</b>	<b>0.6058</b>	<b>9.0221</b>	<b>0.6485</b>	<b>0.3124</b>	<b>0.4874</b>	<b>16.511</b>

## 5.2 Performance Comparison

**Reference Algorithms.** For performance comparison, we use CLIPSim [46], BLIP [27], ImageReward [58], ViCLIP [45], UMTScore [29], SimpleVQA [39], BVQA [23], FAST-VQA [47], and DOVER [50] as the reference algorithms. DOVER is considered the SOTA VQA method to date. CLIPSim averages the similarity values between the text and each video frame. We adopt the same operation on BLIP and ImageReward to tune IQA metrics into VQA metrics. ViCLIP and UMTScore are metrics designed for measuring text-video alignment. SimpleVQA, BVQA, FAST-VQA, and DOVER are models designed for general VQA tasks. We use the pre-trained weights of CLIPSim, BLIP, and ImageReward for zero-shot testing, and we finetune SimpleVQA, BVQA, FAST-VQA, and DOVER on T2VQA-DB. All results are averaged after ten-fold splitting.

**Results Analysis.** Tab. 2 lists the performance comparison between T2VQA and other SOTA models. Results show that T2VQA performs best in SROCC, surpassing the second by 4.68% in SROCC and 4.85% in PLCC. The zero-shot models all have relatively low scores. They either only consider the text-video alignment or don’t analyze the temporal domain information within video frames. The VQA models have higher scores, indicating that video fidelity heavily affects the assessment of text-generated video quality. However, a single perspective from video fidelity cannot address the problem properly, as there are circumstances where a high-fidelity video is generated but does not match the prompt.

Fig. 6 shows scatter plots between the predicted scores and the Z-Score MOS of 6 models. We randomly sample 1,000 videos from T2VQA-DB for testing.



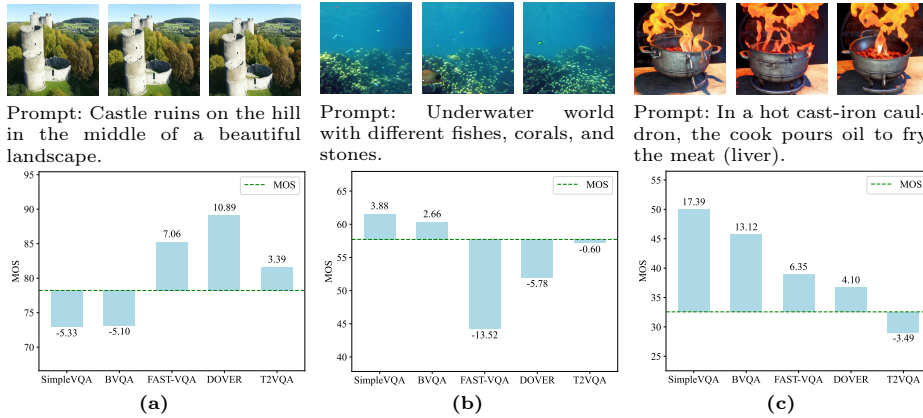
**Fig. 6:** Scatter plots of the predicted scores vs. MOSs. The curves are obtained by a four-order polynomial nonlinear fitting. The brightness of scatter points from dark to bright means density from low to high.

A better model should have a fitted curve close to the diagonal and have less dispersed scatter points. As shown in Fig. 6, T2VQA also outperforms the others.

**Cross-dataset Validation on Sora.** Sora [3] has been considered the SOTA T2V generation model since its release. Since the datasets listed in Tab. 1 haven’t released their subjective scores, we collect the videos generated by Sora To validate the generalization of T2VQA and other models. We collect in total of 48 videos from the official website of Sora. We invite 20 annotators to score the quality of each video. We have all the reference models tested on the Sora videos. T2VQA and other reference VQA models are trained on T2VQA-DB and tested on Sora videos. We report the SROCC, PLCC, KRCC, and RMSE between the model predictions and the ground truth MOSs. The results are listed in Tab. 2.

Experimental results show that T2VQA has the best ability of generalization among all models. Noticed that there is a performance drop between the validation on T2VQA-DB and the testing on Sora. That’s because the Sora videos have the attributes of high resolution, high frame rate, and long length, which the other current T2V models are not able to generate. We will include Sora generated videos in T2VQA-DB in future work.

**Qualitative Analysis.** We also conduct a qualitative analysis on three examples with good, fair, and poor quality. We use SimpleVQA [39], BVQA [23], FAST-VQA [47], DOVER [50], and T2VQA to predict their quality. Fig. 7 presents the prompts, video frames, and model predictions on the three examples. Results show that T2VQA has more subjective-aligned predictions. Fig. 7a shows an example with a relatively high score. The scene in the video matches the description in the prompt well, and the video frames are clear and consistent.



**Fig. 7:** Three video examples with good, fair, and poor quality. The deviation between model predictions and MOSs is shown in the histograms.

Fig. 7b is a medium-level example. Though the video matches the prompt basically, the video frames suffer from blurriness, which is reflected in the MOS and T2VQA’s prediction. Fig. 7c shows the worst case among the three examples. The video fails to accurately present the description in the prompt. Besides, it loses consistency between video frames. Although it has a high definition in each frame separately, it still has low scores in both MOS and T2VQA’s prediction.

## 6 Ablation Studies

To validate the effectiveness of each module in T2VQA, we conduct thorough ablation studies, including the alignment and fidelity encoder, the fusion module, and the regression module. Experimental results are listed in Tab. 3. All results are averaged after 10-fold splitting.

**Alignment Encoder.** T2VQA utilizes the BLIP image encoder and text encoder as the alignment encoder. CLIP is another widely used text-image encoder. It has a similar structure and ability to measure text-video alignment as BLIP. We replace the BLIP image and text encoder in T2VQA with CLIP to determine which one has the better performance.

Experimental results show that using CLIP as the alignment encoder suffers from severe performance degradation. The reason could be that the image and the text are encoded separately in CLIP. While in BLIP, the encoded image and the text features interact in the cross-attention module.

**Fidelity Encoder.** In T2VQA, we use the Swin-T as the backbone of the fidelity encoder. To investigate the effectiveness of the transformer-based architecture, we conduct the control experiment by using the convolution-based 3D

**Table 3:** Performance comparison of ablation studies. The best-performing model is highlighted in each column. [Keys: **Bold**: the best].

Models		Validation			
		SROCC $\uparrow$	PLCC $\uparrow$	KRCC $\uparrow$	RMSE $\downarrow$
Alignment	T2VQA-CLIP	0.7296	0.7347	0.5385	10.5141
Fidelity	T2VQA-resnet	0.7610	0.7730	0.5715	9.8152
Fusion	T2VQA-cat	0.7734	0.7854	0.5839	9.4034
Regression	T2VQA-linear	0.7808	0.7919	0.5891	9.3011
	T2VQA-nonlinear	0.7850	0.7983	0.5954	9.1755
<b>Ours</b>	<b>T2VQA</b>	<b>0.7965</b>	<b>0.8066</b>	<b>0.6058</b>	<b>9.0221</b>

ResNet [13] as the fidelity encoder. The results show that Swin-T has a superior performance to ResNet, validating the effectiveness of the transformer-based architecture.

**Fusion and Regression Modules.** Besides, we compare our cross-attention fusion strategy with the simple concatenation fusion. The latter is the simplest yet most commonly used fusion strategy. In T2VQA, we take advantage of the strong ability of an LLM for quality regression. We test the commonly used linear regression and non-linear regression to compare with the LLM regression in T2VQA. For linear regression, we use two full-connected layers with 128 neurons in the first layer and 1 neuron in the second. For non-linear regression, we use two 1D convolution blocks with kernel size set to 1. We also set the channel number to 128 in the first block and 1 in the second.

Results in Tab. 3 show that T2VQA achieves the best performance in all evaluating metrics, indicating its effectiveness. The models using concatenation, linear regression, and non-linear regression have similar performance, yet they are all inferior to T2VQA, indicating that the cross-attention fusion and LLM have achieved non-negligible improvement to the model.

## 7 Limitations and Future Work

We investigate the limitations in the proposed T2VQA-DB and T2VQA. For T2VQA-DB, with the fast development of T2V models, models like Sora [3] have achieved stunning results with 1080P, 60s high-fidelity videos. Other current T2V models are not capable of generating such high-fidelity videos. We will expand our dataset with Sora generated videos in future work. For T2VQA, since the datasets listed in Tab. 1 do not release their subjective scores, we will conduct the cross-dataset validation to validate the generalization of T2VQA over other T2V datasets in future work.

## 8 Conclusion

In conclusion, in this paper, we are dedicated to giving a subjective-aligned prediction of the quality of a text-generated video. For that purpose, we establish a T2V dataset with the largest scale, named T2VQA-DB. The dataset includes 10,000 videos generated by 9 advanced T2V models. We also conduct a subjective study to obtain the MOSs on the overall video quality. Based on T2VQA-DB, we propose a novel transformer-based model for text-to-video quality assessment, named T2VQA. The model extracts features of a video from text-video alignment and video fidelity perspectives respectively. After fusing the features, an LLM is utilized to regress the final prediction. The experimental results indicate that T2VQA is effective in evaluating the quality of text-generated videos.

## 9 Acknowledgement

The work was supported in part by the National Natural Science Foundation of China under Grant 62301310 and U1908210, and in part by the Shanghai Pujiang Program under Grant 22PJ1406800.

## References

1. Bain, M., Nagrani, A., Varol, G., Zisserman, A.: Frozen in time: A joint video and image encoder for end-to-end retrieval. In: IEEE International Conference on Computer Vision (2021)
2. Blattmann, A., Rombach, R., Ling, H., Dockhorn, T., Kim, S.W., Fidler, S., Kreis, K.: Align your latents: High-resolution video synthesis with latent diffusion models. In: Proceedings of the IEEE/CVF Conference on Computer Vision and Pattern Recognition. pp. 22563–22575 (2023)
3. Brooks, T., Peebles, B., Homes, C., DePue, W., Guo, Y., Jing, L., Schnurr, D., Taylor, J., Luhman, T., Luhman, E., Ng, C.W.Y., Wang, R., Ramesh, A.: Video generation models as world simulators (2024), <https://openai.com/research/video-generation-models-as-world-simulators>
4. Carreira, J., Zisserman, A.: Quo vadis, action recognition? a new model and the kinetics dataset. In: proceedings of the IEEE Conference on Computer Vision and Pattern Recognition. pp. 6299–6308 (2017)
5. Chivileva, I., Lynch, P., Ward, T.E., Smeaton, A.F.: Measuring the quality of text-to-video model outputs: Metrics and dataset. arXiv preprint arXiv:2309.08009 (2023)
6. Dai, W., Li, J., Li, D., Tiong, A.M.H., Zhao, J., Wang, W., Li, B., Fung, P., Hoi, S.: Instructblip: Towards general-purpose vision-language models with instruction tuning (2023)
7. Ding, M., Zheng, W., Hong, W., Tang, J.: Cogview2: Faster and better text-to-image generation via hierarchical transformers. *Advances in Neural Information Processing Systems* **35**, 16890–16902 (2022)
8. Dong, Y., Liu, X., Gao, Y., Zhou, X., Tan, T., Zhai, G.: Light-vqa: A multi-dimensional quality assessment model for low-light video enhancement. In: Proceedings of the 31st ACM International Conference on Multimedia. pp. 1088–1097 (2023)

9. Gao, Y., Cao, Y., Kou, T., Sun, W., Dong, Y., Liu, X., Min, X., Zhai, G.: Vdpve: Vqa dataset for perceptual video enhancement. In: Proceedings of the IEEE/CVF Conference on Computer Vision and Pattern Recognition. pp. 1474–1483 (2023)
10. Group, V.Q.E., et al.: Final report from the video quality experts group on the validation of objective models of video quality assessment. In: VQEG meeting, Ottawa, Canada, March, 2000 (2000)
11. Gu, J., Wang, S., Zhao, H., Lu, T., Zhang, X., Wu, Z., Xu, S., Zhang, W., Jiang, Y.G., Xu, H.: Reuse and diffuse: Iterative denoising for text-to-video generation. arXiv preprint arXiv:2309.03549 (2023)
12. Guo, Y., Yang, C., Rao, A., Wang, Y., Qiao, Y., Lin, D., Dai, B.: Animatediff: Animate your personalized text-to-image diffusion models without specific tuning. arXiv preprint arXiv:2307.04725 (2023)
13. Hara, K., Kataoka, H., Satoh, Y.: Can spatiotemporal 3d cnns retrace the history of 2d cnns and imagenet? In: Proceedings of the IEEE Conference on Computer Vision and Pattern Recognition (CVPR). pp. 6546–6555 (2018)
14. He, Y., Yang, T., Zhang, Y., Shan, Y., Chen, Q.: Latent video diffusion models for high-fidelity video generation with arbitrary lengths. arXiv preprint arXiv:2211.13221 (2022)
15. Hong, W., Ding, M., Zheng, W., Liu, X., Tang, J.: Cogvideo: Large-scale pretraining for text-to-video generation via transformers. arXiv preprint arXiv:2205.15868 (2022)
16. Huang, Z., He, Y., Yu, J., Zhang, F., Si, C., Jiang, Y., Zhang, Y., Wu, T., Jin, Q., Chanpaisit, N., Wang, Y., Chen, X., Wang, L., Lin, D., Qiao, Y., Liu, Z.: VBench: Comprehensive benchmark suite for video generative models. In: Proceedings of the IEEE/CVF Conference on Computer Vision and Pattern Recognition (2024)
17. ITU-R, B.T.: Methodology for the subjective assessment of the quality of television pictures. <https://www.itu.int/rec/R-REC-BT.500> (2002)
18. Kay, W., Carreira, J., Simonyan, K., Zhang, B., Hillier, C., Vijayanarasimhan, S., Viola, F., Green, T., Back, T., Natsev, P., et al.: The kinetics human action video dataset. arXiv preprint arXiv:1705.06950 (2017)
19. Kenton, J.D.M.W.C., Toutanova, L.K.: Bert: Pre-training of deep bidirectional transformers for language understanding. In: Proceedings of naacL-HLT. vol. 1, p. 2 (2019)
20. Khachatryan, L., Movsisyan, A., Tadevosyan, V., Henschel, R., Wang, Z., Navasardyan, S., Shi, H.: Text2video-zero: Text-to-image diffusion models are zero-shot video generators. arXiv preprint arXiv:2303.13439 (2023)
21. Kirstain, Y., Polyak, A., Singer, U., Matiana, S., Penna, J., Levy, O.: Pick-a-pic: An open dataset of user preferences for text-to-image generation. *Advances in Neural Information Processing Systems* **36** (2024)
22. Kou, T., Liu, X., Sun, W., Jia, J., Min, X., Zhai, G., Liu, N.: Stablevqa: A deep no-reference quality assessment model for video stability. In: Proceedings of the 31st ACM International Conference on Multimedia. pp. 1066–1076 (2023)
23. Li, B., Zhang, W., Tian, M., Zhai, G., Wang, X.: Blindly assess quality of in-the-wild videos via quality-aware pre-training and motion perception. *IEEE Transactions on Circuits and Systems for Video Technology* **32**(9), 5944–5958 (2022)
24. Li, C., Wu, H., Zhang, Z., Hao, H., Zhang, K., Bai, L., Liu, X., Min, X., Lin, W., Zhai, G.: Q-refine: A perceptual quality refiner for ai-generated image. arXiv preprint arXiv:2401.01117 (2024)
25. Li, C., Zhang, Z., Wu, H., Sun, W., Min, X., Liu, X., Zhai, G., Lin, W.: Agiqa-3k: An open database for ai-generated image quality assessment. *IEEE Transactions*



- on Circuits and Systems for Video Technology (2023). <https://doi.org/10.1109/TCSVT.2023.3319020>
26. Li, J., Li, D., Savarese, S., Hoi, S.: Blip-2: Bootstrapping language-image pre-training with frozen image encoders and large language models. arXiv preprint arXiv:2301.12597 (2023)
  27. Li, J., Li, D., Xiong, C., Hoi, S.: Blip: Bootstrapping language-image pre-training for unified vision-language understanding and generation. In: International Conference on Machine Learning. pp. 12888–12900. PMLR (2022)
  28. Liu, Y., Cun, X., Liu, X., Wang, X., Zhang, Y., Chen, H., Liu, Y., Zeng, T., Chan, R., Shan, Y.: Evalcrafter: Benchmarking and evaluating large video generation models. arXiv preprint arXiv:2310.11440 (2023)
  29. Liu, Y., Li, L., Ren, S., Gao, R., Li, S., Chen, S., Sun, X., Hou, L.: Fetv: A benchmark for fine-grained evaluation of open-domain text-to-video generation. *Advances in Neural Information Processing Systems* **36** (2024)
  30. Liu, Z., Ning, J., Cao, Y., Wei, Y., Zhang, Z., Lin, S., Hu, H.: Video swin transformer. In: Proceedings of the IEEE/CVF conference on computer vision and pattern recognition. pp. 3202–3211 (2022)
  31. Luo, Z., Chen, D., Zhang, Y., Huang, Y., Wang, L., Shen, Y., Zhao, D., Zhou, J., Tan, T.: Videofusion: Decomposed diffusion models for high-quality video generation. In: Proceedings of the IEEE/CVF Conference on Computer Vision and Pattern Recognition. pp. 10209–10218 (2023)
  32. Radford, A., Kim, J.W., Hallacy, C., Ramesh, A., Goh, G., Agarwal, S., Sastry, G., Askell, A., Mishkin, P., Clark, J., et al.: Learning transferable visual models from natural language supervision. In: International conference on machine learning. pp. 8748–8763. PMLR (2021)
  33. Ramesh, A., Dhariwal, P., Nichol, A., Chu, C., Chen, M.: Hierarchical text-conditional image generation with clip latents. arXiv preprint arXiv:2204.06125 **1**(2), 3 (2022)
  34. Reimers, N., Gurevych, I.: Sentence-bert: Sentence embeddings using siamese bert-networks. arXiv preprint arXiv:1908.10084 (2019)
  35. Rombach, R., Blattmann, A., Lorenz, D., Esser, P., Ommer, B.: High-resolution image synthesis with latent diffusion models. In: Proceedings of the IEEE/CVF conference on computer vision and pattern recognition. pp. 10684–10695 (2022)
  36. Salimans, T., Goodfellow, I., Zaremba, W., Cheung, V., Radford, A., Chen, X.: Improved techniques for training gans. *Advances in neural information processing systems* **29** (2016)
  37. Singer, U., Polyak, A., Hayes, T., Yin, X., An, J., Zhang, S., Hu, Q., Yang, H., Ashual, O., Gafni, O., et al.: Make-a-video: Text-to-video generation without text-video data. arXiv preprint arXiv:2209.14792 (2022)
  38. Su, H., Kasai, J., Wu, C.H., Shi, W., Wang, T., Xin, J., Zhang, R., Ostendorf, M., Zettlemoyer, L., Smith, N.A., et al.: Selective annotation makes language models better few-shot learners. arXiv preprint arXiv:2209.01975 (2022)
  39. Sun, W., Min, X., Lu, W., Zhai, G.: A deep learning based no-reference quality assessment model for ugc videos. In: Proceedings of the 30th ACM International Conference on Multimedia. pp. 856–865 (2022)
  40. Szegedy, C., Vanhoucke, V., Ioffe, S., Shlens, J., Wojna, Z.: Rethinking the inception architecture for computer vision. In: Proceedings of the IEEE conference on computer vision and pattern recognition. pp. 2818–2826 (2016)
  41. Touvron, H., Martin, L., Stone, K., Albert, P., Almahairi, A., Babaei, Y., Bashlykov, N., Batra, S., Bhargava, P., Bhosale, S., et al.: Llama 2: Open foundation and fine-tuned chat models. arXiv preprint arXiv:2307.09288 (2023)

42. Unterthiner, T., Van Steenkiste, S., Kurach, K., Marinier, R., Michalski, M., Gelly, S.: Towards accurate generative models of video: A new metric & challenges. arXiv preprint arXiv:1812.01717 (2018)
43. Wang, J., Yuan, H., Chen, D., Zhang, Y., Wang, X., Zhang, S.: Modelscope text-to-video technical report. arXiv preprint arXiv:2308.06571 (2023)
44. Wang, Y., Chen, X., Ma, X., Zhou, S., Huang, Z., Wang, Y., Yang, C., He, Y., Yu, J., Yang, P., et al.: Lavie: High-quality video generation with cascaded latent diffusion models. arXiv preprint arXiv:2309.15103 (2023)
45. Wang, Y., He, Y., Li, Y., Li, K., Yu, J., Ma, X., Li, X., Chen, G., Chen, X., Wang, Y., et al.: Internvid: A large-scale video-text dataset for multimodal understanding and generation. arXiv preprint arXiv:2307.06942 (2023)
46. Wu, C., Huang, L., Zhang, Q., Li, B., Ji, L., Yang, F., Sapiro, G., Duan, N.: Godiva: Generating open-domain videos from natural descriptions. arXiv preprint arXiv:2104.14806 (2021)
47. Wu, H., Chen, C., Hou, J., Liao, L., Wang, A., Sun, W., Yan, Q., Lin, W.: Fastvqa: Efficient end-to-end video quality assessment with fragment sampling. In: European Conference on Computer Vision. pp. 538–554. Springer (2022)
48. Wu, H., Liao, L., Chen, C., Hou, J.H., Zhang, E., Wang, A., Sun, W., Yan, Q., Lin, W.: Exploring opinion-unaware video quality assessment with semantic affinity criterion. In: International Conference on Multimedia and Expo (ICME) (2023)
49. Wu, H., Zhang, E., Liao, L., Chen, C., Hou, J., Wang, A., Sun, W., Yan, Q., Lin, W.: Towards explainable video quality assessment: A database and a language-prompted approach. In: ACM MM (2023)
50. Wu, H., Zhang, E., Liao, L., Chen, C., Hou, J.H., Wang, A., Sun, W.S., Yan, Q., Lin, W.: Exploring video quality assessment on user generated contents from aesthetic and technical perspectives. In: International Conference on Computer Vision (ICCV) (2023)
51. Wu, H., Zhang, Z., Zhang, E., Chen, C., Liao, L., Wang, A., Li, C., Sun, W., Yan, Q., Zhai, G., et al.: Q-bench: A benchmark for general-purpose foundation models on low-level vision. arXiv preprint arXiv:2309.14181 (2023)
52. Wu, H., Zhang, Z., Zhang, E., Chen, C., Liao, L., Wang, A., Xu, K., Li, C., Hou, J., Zhai, G., Xue, G., Sun, W., Yan, Q., Lin, W.: Q-instruct: Improving low-level visual abilities for multi-modality foundation models. In: IEEE Conference on Computer Vision and Pattern Recognition (CVPR) (2024)
53. Wu, H., Zhang, Z., Zhang, W., Chen, C., Liao, L., Li, C., Gao, Y., Wang, A., Zhang, E., Sun, W., et al.: Q-align: Teaching lmms for visual scoring via discrete text-defined levels. arXiv preprint arXiv:2312.17090 (2023)
54. Wu, H., Zhu, H., Zhang, Z., Zhang, E., Chen, C., Liao, L., Li, C., Wang, A., Sun, W., Yan, Q., et al.: Towards open-ended visual quality comparison. arXiv preprint arXiv:2402.16641 (2024)
55. Wu, J.Z., Fang, G., Wu, H., Wang, X., Ge, Y., Cun, X., Zhang, D.J., Liu, J.W., Gu, Y., Zhao, R., Lin, W., Hsu, W., Shan, Y., Shou, M.Z.: Towards a better metric for text-to-video generation (2024)
56. Wu, J.Z., Ge, Y., Wang, X., Lei, S.W., Gu, Y., Shi, Y., Hsu, W., Shan, Y., Qie, X., Shou, M.Z.: Tune-a-video: One-shot tuning of image diffusion models for text-to-video generation. In: Proceedings of the IEEE/CVF International Conference on Computer Vision. pp. 7623–7633 (2023)
57. Wu, X., Sun, K., Zhu, F., Zhao, R., Li, H.: Human preference score: Better aligning text-to-image models with human preference. In: Proceedings of the IEEE/CVF International Conference on Computer Vision. pp. 2096–2105 (2023)

58. Xu, J., Liu, X., Wu, Y., Tong, Y., Li, Q., Ding, M., Tang, J., Dong, Y.: Imagereward: Learning and evaluating human preferences for text-to-image generation. *Advances in Neural Information Processing Systems* **36** (2024)
59. Ye, Q., Xu, H., Ye, J., Yan, M., Liu, H., Qian, Q., Zhang, J., Huang, F., Zhou, J.: mplug-owl2: Revolutionizing multi-modal large language model with modality collaboration. *arXiv preprint arXiv:2311.04257* (2023)
60. Zhang, D.J., Wu, J.Z., Liu, J.W., Zhao, R., Ran, L., Gu, Y., Gao, D., Shou, M.Z.: Show-1: Marrying pixel and latent diffusion models for text-to-video generation. *arXiv preprint arXiv:2309.15818* (2023)
61. Zhang, W., Zhai, G., Wei, Y., Yang, X., Ma, K.: Blind image quality assessment via vision-language correspondence: A multitask learning perspective. In: *IEEE Conference on Computer Vision and Pattern Recognition (CVPR)* (2023)
62. Zhang, Z., Li, C., Sun, W., Liu, X., Min, X., Zhai, G.: A perceptual quality assessment exploration for aigc images. In: *2023 IEEE International Conference on Multimedia and Expo Workshops (ICMEW)*. pp. 440–445. IEEE (2023)
63. Zhang, Z., Sun, W., Zhou, Y., Wu, H., Li, C., Min, X., Liu, X., Zhai, G., Lin, W.: Advancing zero-shot digital human quality assessment through text-prompted evaluation. *arXiv preprint arXiv:2307.02808* (2023)
64. Zhang, Z., Wu, H., Ji, Z., Li, C., Zhang, E., Sun, W., Liu, X., Min, X., Sun, F., Jui, S., et al.: Q-boost: On visual quality assessment ability of low-level multi-modality foundation models. *arXiv preprint arXiv:2312.15300* (2023)
65. Zheng, L., Chiang, W.L., Sheng, Y., Zhuang, S., Wu, Z., Zhuang, Y., Lin, Z., Li, Z., Li, D., Xing, E., et al.: Judging llm-as-a-judge with mt-bench and chatbot arena. *Advances in Neural Information Processing Systems* **36** (2024)
66. Zhou, D., Wang, W., Yan, H., Lv, W., Zhu, Y., Feng, J.: Magicvideo: Efficient video generation with latent diffusion models. *arXiv preprint arXiv:2211.11018* (2022)