

From explainable to interpretable deep learning for natural language processing in healthcare: how far from reality?

Guangming Huang^{a,*}, Yunfei Long^a, Yingya Li^b, Giorgos Papanastasiou^c

^a*School of Computer Science and Electronic Engineering, University of Essex, Colchester, CO4 3SQ, United Kingdom*

^b*Harvard Medical School and Boston Children's Hospital, Boston, 02115, United States*

^c*Archimedes Unit, Athena Research Centre, Athens, 15125, Greece*

Abstract

Deep learning (DL) has substantially enhanced healthcare research by addressing various natural language processing (NLP) tasks. Yet, the increasing complexity of DL-based NLP methods necessitates transparent model interpretability, or at least explainability, for reliable decision-making. This work presents a thorough scoping review on explainable and interpretable DL in healthcare NLP. The term “XIAI” (eXplainable and Interpretable Artificial Intelligence) was introduced to distinguish XAI from IAI. Methods were further categorized based on their functionality (model-, input-, output-based) and scope (local, global). Our analysis shows that attention mechanisms were the most dominant emerging IAI. Moreover, IAI is increasingly used against XAI. The major challenges identified are that most XIAI do not explore “global” modeling processes, the lack of best practices, and the unmet need for systematic evaluation and benchmarks. Important opportunities were raised such as using “attention” to enhance multi-modal XIAI for personalized medicine and combine DL with causal reasoning. Our discussion encourages the integration of XIAI in LLMs and domain-specific smaller models. Our review can stimulate further research and benchmarks toward improving inherent IAI and engaging complex NLP in healthcare.

*Corresponding author

Email addresses: gh22231@essex.ac.uk (Guangming Huang), y120051@essex.ac.uk (Yunfei Long), yingya.li@childrens.harvard.edu (Yingya Li), g.papanastasiou@athenarc.gr (Giorgos Papanastasiou)

Keywords: explainable, interpretable, deep learning, NLP, healthcare

1. Introduction

Deep learning (DL)-based natural language processing (NLP) enhanced healthcare research [1, 2, 3], improving the analysis of textual data such as electronic health records (EHRs) [4], clinical notes [5, 6, 7] and medical reports [8, 9, 10]. DL advancements have considerably improved medical diagnosis [11, 12, 9], patient monitoring [13] and drug discovery [14, 15] through addressing NLP tasks as text classification [5, 16, 17], summarization [18, 8, 19] and named entity recognition [20, 21, 22].

Since the first implementation of recurrent neural networks (RNN) [23], long short-term memory (LSTM) [24] and convolution neural networks (CNN) [25] up to the most recent self-attention mechanisms and Transformers [26], the evolution of DL models in NLP is associated with substantial performance improvements against traditional machine learning methods. However, these performance gains are associated with gradually increasing complexities in model architectures. In healthcare settings, trustworthy and transparent decision-making is a top priority. Hence there is an increasing requirement for interpretable or at least explainable models [27]. Addressing explainability/ interpretability is complex due to difficulties in mapping nuanced linguistic embeddings and semantics inherent within textual data [28, 29] to model decision-making processes. However, recent work has been promising in the field of explainable [30, 31] or interpretable [32, 33] DL for NLP in healthcare. Furthermore, the recent developments of large language models (LLMs) further emphasize the need to assess which explainable/ interpretable methods can potentially be useful in healthcare as data and models become increasingly complex over time.

In our work, the evolution of eXplainable and Interpretable Artificial Intelligence (summarized with the new term “XIAI”) was reviewed [34, 35, 36, 37]. Since there is no systematic definition of IAI and XAI [34, 35], there is an ongoing inconsistency regarding how these terms are used in DL [36]. To define XIAI in this review, the statistical definition by Rudin [37] was followed: IAI focuses on designing models that are inherently interpretable; XAI aims to provide post hoc model explanations. Moreover, XIAI were grouped into either local or global: local XIAI provides insights based on specific inputs, whereas global XIAI offers a broad understanding based on the

model’s overall predictive process [27]. Further, XIAI method designs were evaluated, by organizing them into model-based, input-based, and output-based approaches. Our analysis aims to improve clarity and understanding regarding how DL and XIAI methods can be most efficiently combined in healthcare NLP, through unraveling key architectural designs. By quantitatively evaluating IAI and XAI across NLP and medical tasks, current and future opportunities, challenges, advantages, and drawbacks were identified. In line with the most recent LLM developments, our review evaluates whether attention mechanisms can reinforce the implementation of IAI against XAI. By carefully investigating XIAI DL in healthcare NLP, our review aims to provide insights of scientific and clinical impact that can potentially be important for XIAI democratization in healthcare NLP.

2. Methods

2.1. Literature review strategy

A comprehensive scoping review of explainable and interpretable DL-based NLP techniques applied to healthcare was performed, by considering publications between January 1, 2018 and December 31, 2022. The following databases were included: Scopus, Web of Science, PubMed, and the Association for Computing Machinery (ACM), following the Preferred Reporting Items for Systematic Reviews and Meta-Analyses (PRISMA) guidelines [38]. To address real-world data needs and review XIAI methods that can potentially be democratized, our review concentrated on electronic health record (EHR) and electronic medical record (EMR) NLP data. The emergence of Transformers as an efficient approach to learning long-range interactions via attention modules in 2017 [26] marked the beginning of a new era in NLP, with Transformer variants becoming the most prevalent and promising techniques [39]. To focus our review on these significant developments, our observation window was selected to start in 2018. Figure 1(a) illustrates the PRISMA flow.

Initial Filtering: To broaden our search, publications were initially extracted by using the following keywords in the title, abstract, and manuscript keywords: (*“natural language processing” OR “NLP”*) AND (*“healthcare” OR “medic” OR “clinic” OR “EHR” OR “EMR”*). This led to a preliminary list of 4,147 papers. Subsequently, to narrow our search, papers irrelevant to XIAI were removed, resulting in 234 papers. In the subsequent step, remov-

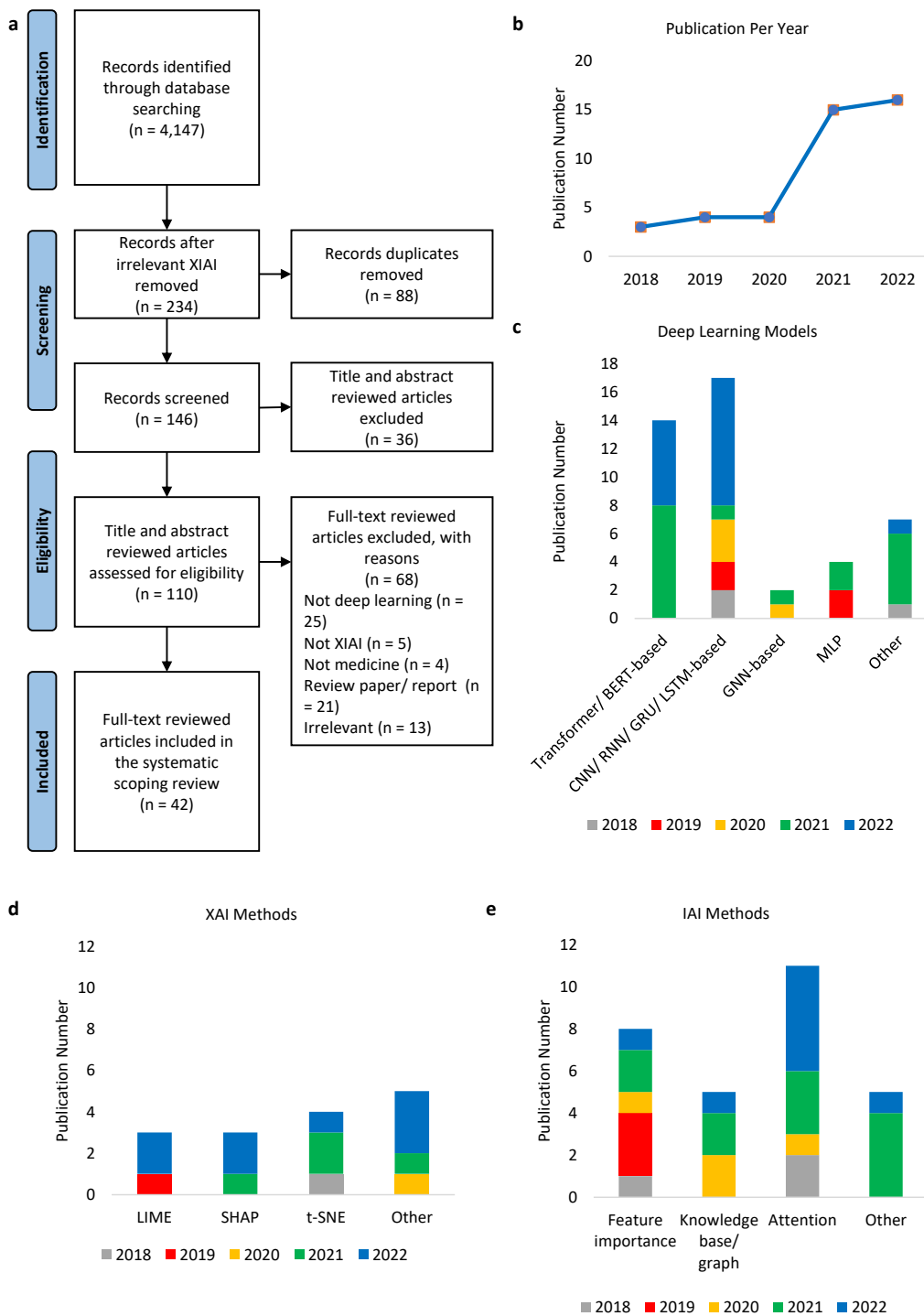


Figure 1: (a) PRISMA flowchart. The flowchart presents the inclusion and exclusion of papers at each review stage. (b) Publication records of (b) XIAI, (c) main DL model category, (d) main XAI and (e) main IAI methods, per year.

ing duplicate records across databases resulted in 146 unique papers for title and abstract screening.

Title and Abstract Screening: All authors were engaged in reviewing the titles and abstracts across all 146 papers. Excluding articles that were non-related to the field of study led to 110 papers eligible for full-paper review.

Full-Text Screening: In the course of full-paper review, 68 papers were excluded (25 papers were not based on DL, 5 were irrelevant to XIAI, 4 were not medical, 21 were review papers, and 13 were irrelevant to either DL, NLP, or healthcare). In total, 42 journal and conference papers were included in our review analysis.

2.2. Review aspects

During evaluation of full paper texts, our review focused on the following aspects: 1) publication date; 2) DL model (see Results for DL model categorization); 3) IAI versus XAI; 4) scope of XIAI method (i.e. local/global); 5) XIAI method (model-, input-, and output-based XIAI); 6) medical task; 7) NLP task; 8) data source (public or private data); 9) whether the source code was available and 10) if XIAI evaluation was performed.

Furthermore, challenges, opportunities, advantages, and drawbacks were identified by analyzing XIAI methods in terms of the following three aspects: XAI and IAI methods and how these were combined with a) the DL model used, b) NLP task analyzed, and c) medical task addressed.

3. Results

3.1. Research trends

Published work on XAI and IAI NLP in healthcare was reviewed and a rapid increase in the number of studies was observed from 2021 to 2022, compared to the first years of our observation window (Figure 1(b)). This trend corresponds to a high rate of Transformer-based methods during the same time (Figure 1(c)).

3.2. IAI against XAI

Subsequently, all methods across papers were examined to assess whether they focused on IAI or XAI. More studies involved IAI methods ($n = 29$) than XAI methods ($n = 15$), with this trend being evident in the period 2020-2022. Figure 1(d) illustrates the publication record of XAI methods

used per year. Among XAI methods, t-SNE ($n = 4$) was the most widely used, followed by LIME ($n = 3$), SHAP ($n = 3$) and other methods ($n = 5$), i.e., maximum aggregator (MaXi) [40], SKET eXplained (SKET X) [41], syntax tree-guided semantic explanation (STEP) [42], evidence-based [43] and sentiment intensity score [44]. As illustrated in Figure 1(e), most IAI methods involved attention mechanisms ($n = 11$), followed by feature importance ($n = 8$), knowledge base/graph ($n = 5$) and other methods ($n = 5$), including causal graphs [45], logistic regression-based parametric predictions [46], opinion aggregator [47], case-based reasoning [48] and interactive classification [49].

XIAI method scopes were further grouped into local and global [27]. The majority of papers employed local methods ($n = 37$), with only $n = 5$ studies involving global XIAI (see Table 1).

3.3. Three XIAI paradigms

Further, three distinct XIAI categories were introduced: model-, input- and output-based methods. These definitions were conceptualized based on whether a XIAI method relies on internal/external modules (model) to perform XIAI, measures how input features affect model decisions, or explains/interprets model behavior through analyzing prediction outcomes, respectively. Table 1 presents a comprehensive overview of sixteen different XIAI approaches identified in our review and their distinct categories (model-, input-, and output-based methods). There were eighteen, thirteen and thirteen model-, input- and output-based methods identified, respectively.

According to Table 1, the most popular model-based XIAI was t-SNE ($n = 4$), followed by LIME ($n = 3$), SHAP ($n = 3$) and other methods that have been sparsely used. Among input-based XIAI, studies either used feature importance-based ($n = 8$) or knowledge graph-based ($n = 5$) methods. Regarding output-based methods, the attention mechanism was the most frequently used approach (Table 1). While benefiting from their performance advancements, attention mechanisms may therefore be an important IAI approach.

3.3.1. Model-based XIAI

Model-based XIAI focuses on describing how DL functions through the use of internal or external modules. The following section presents the most promising XAI and IAI methods identified.

XIAI category	XIAI methods	Explainable/Interpretable	Local/Global	Articles
Model-based	Causal graph	Interpretable	Global	[45]
	Logistic regression-based parametric predictor	Interpretable	Global	[46]
	Opinion aggregator	Interpretable	Global	[47]
	Case-based reasoning	Interpretable	Global	[48]
	Interactive classification	Interpretable	Global	[49]
	LIME	Explainable	Local	[50, 30, 51]
	MAXi	Explainable	Local	[40]
	SHAP	Explainable	Local	[31, 52, 53]
	SKET X	Explainable	Local	[41]
	STEP	Explainable	Local	[42]
	t-SNE	Explainable	Local	[54, 55, 56, 57]
Input-based	Feature importance	Interpretable	Local	[58, 59, 60, 61, 62, 55, 63, 64]
	Knowledge base/graph	Interpretable	Local	[65, 66, 67, 68, 32]
Output-based	Attention	Interpretable	Local	[33, 32, 69, 70, 71, 72, 73, 74, 75, 76, 77]
	Evidence-based	Explainable	Local	[43]
	Sentiment intensity score	Explainable	Local	[44]

Table 1: Explainable and interpretable artificial intelligence (XIAI) methods, their category, and scope

LIME. Ribeiro et al. [78] introduced the local interpretable model-agnostic explanation (LIME) method. To produce explanations, LIME perturbs an instance, generates neighboring data, and learns linear models within that neighborhood. For instance Zhang et al. [50] analyzed physician ordering for magnetic resonance imaging (MRI) scans and corresponding radiology reports (outcomes), by developing an RNN model integrated with a LIME module. The authors showed that it is possible to justify whether a patient should undergo MRI or not and if any brain abnormalities are likely to be detected, based on certain keywords from the physician order text entries.

SHAP. Shapley Additive exPlanations (SHAP) is an algorithm used to obtain local, post-hoc explanations [79]. The SHAP method is a model agnostic approach, that allows to elucidate how individual input features contribute to model decisions. The method is based on deriving Shapley values from cooperative game theory [80], which aims to quantify the contribution

of each input, both individually as well as collectively in combination with all other inputs. Naseem et al. [53] introduced a Transformer-based encoder with a SHAP module for suicide risk identification. The SHAP module collected the contribution of important words that were most relevant to mental health and suicide.

t-SNE. t-SNE can effectively capture local interactions within data, although it is less efficient in identifying long-range interactions [81]. Using t-SNE, it is possible to visualize local clusters consisted of specific word embeddings, towards enhancing model explainability [54, 55, 56, 57].

Although less explored, model-based techniques may be promising for IAI (Table 1). Lu et al. [47] employed an opinion aggregator in combination with BERT, which involved k-means clustering to disentangle responses for COVID-19 questions. Another study developed a Bayesian network-derived causal graph to identify causal relationships between NLP variables extracted from mammography reports [45]. The authors fed the causal graph into a TabNet model and showed that they could improve model interpretability. Causal modeling can be a promising technique to perform IAI.

3.3.2. *Input-based XIAI*

Input-based XIAI methods focus on understanding how specific inputs influence network decisions. All input-based methods identified were either under the feature importance or knowledge base/graphs categories.

Feature Importance. Lindsay et al. [58] extracted semantic, syntactic and paralinguistic features using NLP from spontaneous picture descriptions to identify cognitive impairments for Alzheimer’s disease (AD) detection. The authors quantified statistically significant (“generalizable”) NLP features, across two different languages. Subsequently, they performed binary (AD vs healthy) patient classification using DL and showed more accurate results when the generalizable features were used, against when all features were considered. Holderness et al. [61] integrated clinically relevant multiword expressions during preprocessing which improved the accuracy and interpretability of their DL models (multilayer perceptrons and radial basis function DL) in identifying psychosis patients at risk of hospital readmission. Mellado et al. [62] engineered clinically interpretable NLP-based features from topic extraction and clinical sentiment analysis to predict early readmission risk in psychiatry patients. In a different setting, Xue and Chuah [63] designed a knowledge extraction framework from heterogeneous medical data sources, capable to generate an aggregated dataset to characterize

diseases. Based on this dataset, they introduced an end-to-end DL-based medical multi-disease diagnosis system.

Knowledge graphs. Knowledge graphs (KGs) are recruited to structure knowledge representations from either internal or external sources [82, 83, 84]. Teng et al. [32] introduced an end-to-end KG-based framework for diagnosis code predictions. Gu et al. [68] proposed a novel method to solve complex question-answering from a medical dataset by combining KG information. The authors used Wikipedia as an external text source to extract documents related to questions and then mined triples (subject, predicate, object) from the documents to construct a KG. They subsequently extracted evidence graphs from the KG and embedded them into an Attention-based Graph Neural Network to perform complex question answering.

3.3.3. *Output-based XIAI*

Output-based XIAI methods focus on explaining/interpreting DL models by unraveling how internal computations within DL converge to output decisions.

Attention Mechanism. The attention mechanism was initially designed to learn long-range interactions in NLP and improve machine translation [85]. The attention mechanism allows to search for a set of positions in a source sentence and encourages the model to predict a target word based on the context vectors associated with these source positions and all the previously generated target words [85]. Following attention, the self-attention mechanism was designed to further enhance modeling of long-range interactions [86]. Within a self-attention layer, each position (known as query, key, and value) can attend to all positions in the output of the previous layer. Attention and self-attention mechanisms are the building blocks of Transformers. Transformer models have been recently applied in biomedical NLP [72, 73] and image analysis [87]. Next to performance gains, attention mechanisms and Transformers have demonstrated their applicability in enhancing interpretability [88]. Attention mechanisms were the most widely used XIAI techniques in our systematic review.

Dong et al. [33] designed an Hierarchical Label-wise Attention Network to perform medical coding. The proposed model was able to provide interpretations in the form of attention weights quantified from both words and sentences. Duarte et al. [69] engineered attention mechanisms inside a neural network to derive death certifications through the analysis of diagnosis codes. Their method produced accurate and interpretable results and

can potentially be transferrable to clinical settings. Zhang et al. [70] incorporated a series of self-attention modules into an RNN architecture. They showed accurate and interpretable predictions of patients at risk for all-cause hospitalizations through the analysis of EHR data. Chen et al. [72] trained BERT-based models via federated learning for ICD-10 coding. To interpret the model outputs, the authors added a label attention mechanism to the BERT model, which was able to display federated learning outcomes.

3.4. Deep learning

Table 2 presents all DL models identified across papers. DL models were classified as: 1) CNN/RNN/GRU/LSTM-based models; 2) Transformer/BERT-based models, featuring pre-trained language models; 3) Multilayer Perceptrons (MLPs); 4) Graph neural networks (GNNs) and; 5) other which includes models used once like unsupervised learning [46] and stacked denoising autoencoder [55].

The publication trends across DL models were examined (Figure 1(c)). Figures 2(a) and (b) illustrate DL model combinations with XAI and IAI, respectively. CNN/RNN/GRU/LSTM-based models were the most frequently used ($n = 17$), followed by Transformer/ BERT-based ($n = 14$), MLP ($n = 4$), GNN-based ($n = 2$) and other models ($n = 7$). Considering the period 2021-2022, Transformer/BERT-based models were the most dominant backbone architecture used. Although Transformer-based techniques were introduced in 2017 [26], our analysis shows that their adoption in the healthcare domain was not immediately adopted.

3.5. XIAI and NLP

As shown in Table 2, seven NLP tasks were identified: 1) text classification (which includes sentiment analysis [62]), 2) information extraction, including knowledge extraction [41, 63] and relation extraction [67], 3) named entity recognition, 4) question answering, 5) document clustering, 6) information retrieval and 7) topic extraction. Text classification was the main NLP task ($n = 35$), followed by information extraction ($n = 5$), named entity recognition ($n = 4$) and other 4 tasks ($n = 5$).

Figure 2(c-d) presents NLP tasks against XAI and IAI, respectively. Of note, IAI methods have been employed across all NLP tasks defined. In contrast, XAI methods have been exclusively used for text classification and information extraction.

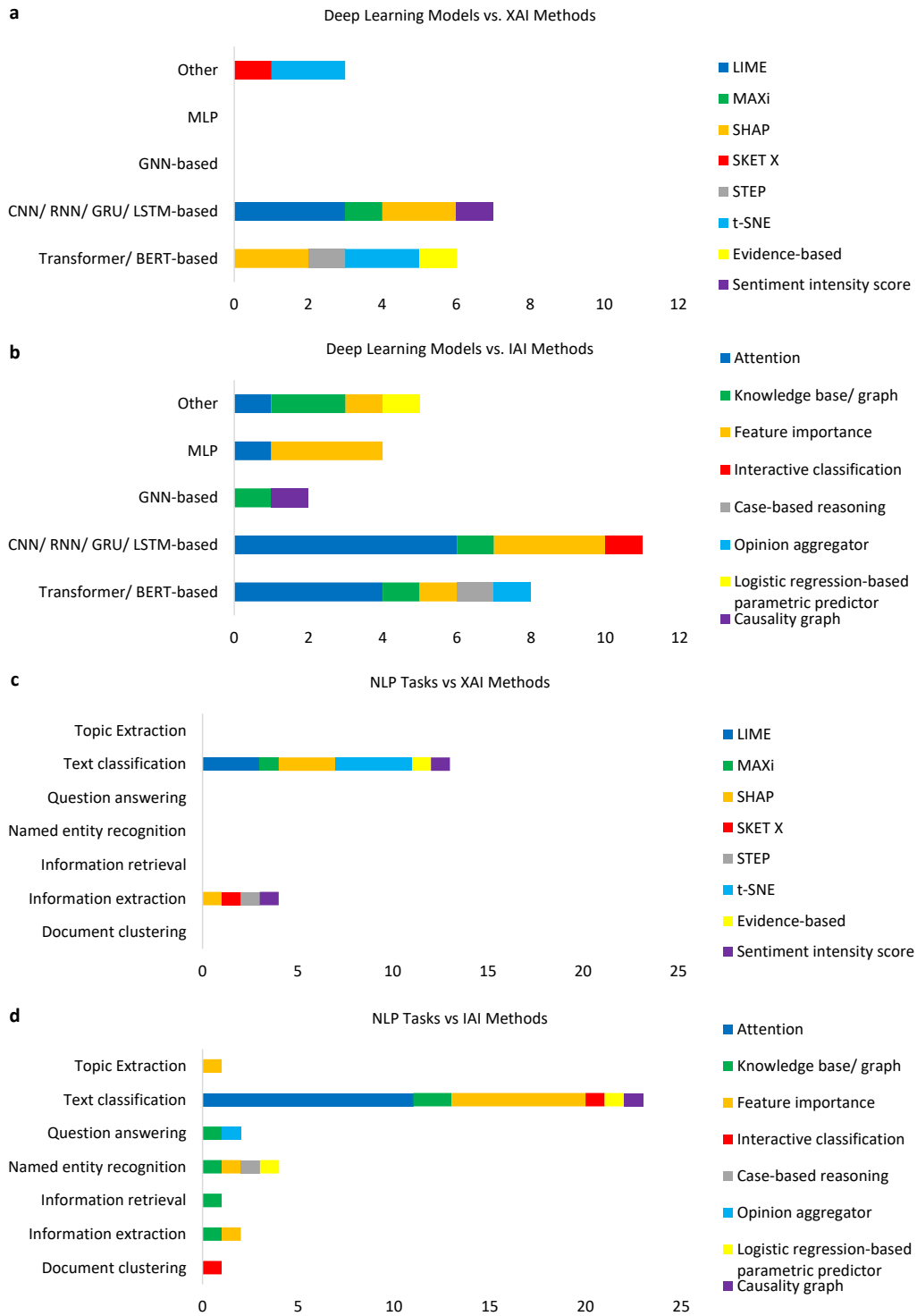


Figure 2: Publication record showing combinations between (a) deep learning model and XAI method, (b) deep learning model and IAI method, (c) NLP task and XAI method and (d) NLP task and IAI method

3.6. XIAI and medical tasks

Medical tasks across all studies were extracted and categorized into sixteen categories (see Table 2). Figure 3 illustrates the primary medical tasks, including medical diagnosis ($n = 10$), medical coding ($n = 6$), medical decision making ($n = 6$), mental health diagnosis ($n = 5$), disease classification ($n = 3$) and other ($n = 12$).

Figure 3 (a-b) illustrates all medical tasks addressed using XAI and IAI methods, respectively. IAI methods were broadly applied to a more diversified set of medical tasks, against XAI methods which were mainly utilized in mental health diagnosis, medical diagnosis and decision making.

3.7. Evaluation and reproducibility

In our review, only 3 out of all 42 articles involved dedicated evaluation processes and metrics of XIAI methods. These studies either involved qualitative evaluations by developers [33] and end-users (i.e., clinicians) [32], or developed a quantitative explainability index [42].

By assessing reproducibility, only 5 papers out of 42 provided code access [46, 33, 59, 65, 57].

3.8. Datasets

Finally, methods were categorized based on whether they were developed using *public datasets* (open-source and accessible), or *private datasets* (otherwise). According to Table 2, the majority of papers ($n = 32$ out of 42 papers) used private data and only 10 papers analyzed public datasets. EHR from hospitals was the most prevalent type of private data analyzed (Table 2). The most widely used public dataset was MIMIC ($n = 5$), which is a large clinical database consisting of multi-modal (text and imaging) data (Table 2).

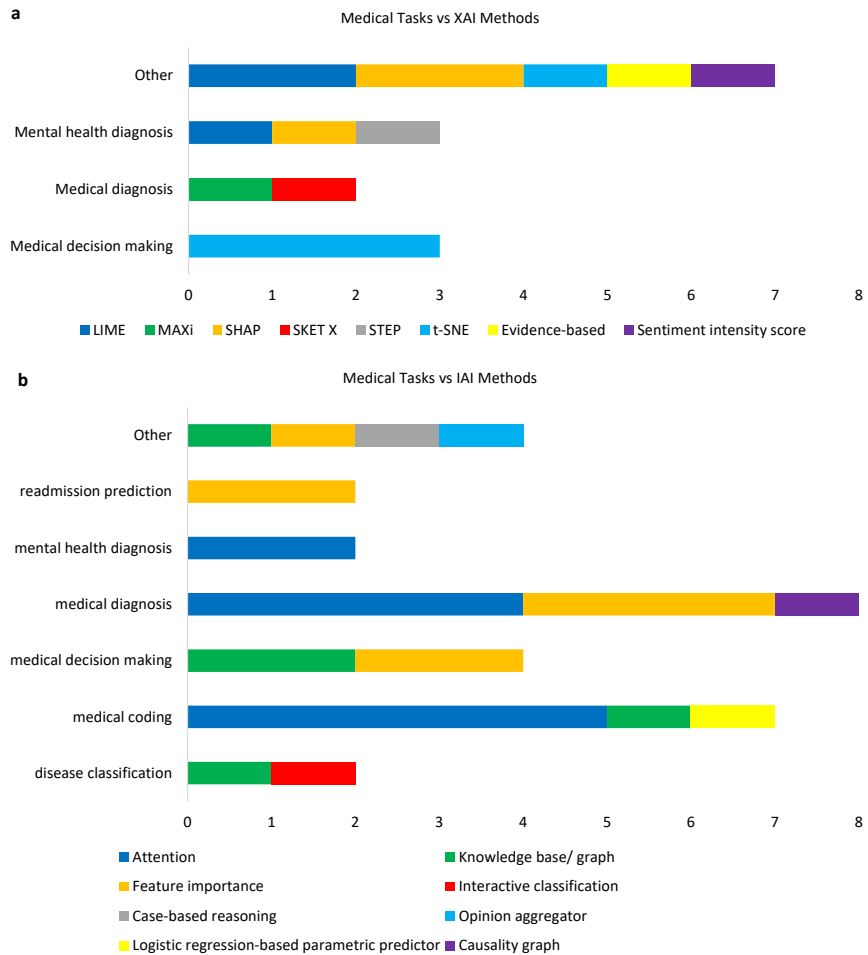


Figure 3: Publication record showing combinations between medical task and (a) XAI and (b) IAI method.

DL Model	Medical task category	Medical task	NLP task	Dataset	Article
Transformer/ BERT-based	Medical entity disambiguation	Biomedical named entity disambiguation	NER	Clin WikiNED	[59]
	Medical decision making	Chinese medicine instruction parsing	NER; Information extraction	Private dataset	[67]
	Medical bias mitigation	Reducing genderization	Text classification	MIMIC-III	[56]
	Medical decision making	Drug indication classification	Text classification	curated drug indication corpus	[57]
	Medical research	Accelerate COVID-19 research	QA	Private dataset	[47]
	Management of health services	Automatically scoring request for proposals (RFP)	Information extraction; Text classification	Private dataset	[52]
	Medical note generation	Radiology report generation assistance	NER	MIMIC-CXR	[48]
	Medical coding	Medical coding	Text classification	Private dataset	[72]
	Medical diagnosis	Long-term COVID effects	Text classification	Private dataset	[73]
	Medical fake news detection	Fake news detector to covid-19	Text classification	Private dataset	[43]
	Mental health diagnosis	Suicide risk identification	Text classification	Private dataset	[53]
	Medical diagnosis	Chronic cough	Text classification	Private dataset	[76]
	Medical diagnosis	Alzheimer's disease	Text classification	Private dataset	[77]
	Mental health diagnosis	Depression symptoms detection (DSD)	Text classification	Private dataset	[42]
CNN/ RNN/ GRU/ LSTM-based	Medical coding	Medical coding	Text classification	MIMIC-III	[32]
	Medical diagnosis	Ischemic stroke	Text classification	Private dataset	[60]
	Disease classification	Predict adherence to ACR guidelines	Text classification	Private dataset	[50]
	Medical coding	Causes of death	Text classification	Private dataset	[69]
	Medical diagnosis	Diagnosis	Text classification	Private dataset	[70]
	Medical decision making	Entrustment assessment	Text classification	Private dataset	[64]
	Medical diagnosis	Cancer pathology	Text classification	Private dataset	[40]
	Survival detection	Discrete-time survival estimates	Text classification	Private dataset	[31]
	Medical coding	ICD multi-label classification	Text classification	MIMIC-III; Spanish Osa Corpus (Private dataset)	[71]
	Management of health services	Automatically scoring request for proposals (RFP)	Information extraction; Text classification	Private dataset	[52]
	Medical diagnosis	Disease diagnosis	Information extraction; Text classification	Private dataset	[63]
	Monitor public sentiments during pandemics	COVID-19 pandemic	Information extraction; Text classification	Private dataset	[44]
	Telehealth services	Telehealth services	Text classification	Private dataset	[30]
	Mental health diagnosis	Internet-delivered psychological treatment (IDPT)	Text classification	Private dataset	[74]
Mental health diagnosis	Depression	Text classification	Amazon Mechanical Turk	[75]	

Table 2 continued from previous page

DL Model	Medical task category	Medical task	NLP task	Dataset	Article
	Mental health diagnosis	Depression	Text classification	Private dataset	[51]
	Disease classification	Diabetes-related biomedical literature exploration	Document clustering; Text classification	Private dataset	[49]
GNN-based	Medical diagnosis	Breast cancer	Text classification	Private dataset	[45]
	Medical question-answering	Medical QA	QA	Head-QA	[68]
MLP	Medical diagnosis	Language impairment in Alzheimer’s disease	Text classification	Private dataset	[58]
	Readmission prediction	Psychiatric readmission prediction	Text classification	Private dataset	[61]
	Readmission prediction	Psychiatric readmission risk prediction	Text classification; Topic extraction	Private dataset	[62]
	Medical diagnosis	Alzheimer’s disease	Text classification	Private dataset	[77]
	Medical coding	Patient medical conditions	NER; Text classification	Private dataset	[46]
	Medical decision making	Clustering of patients’ visits	Text classification	Private dataset	[54]
Other	Medical coding	Medical coding	Text classification	MIMIC-III-50; MIMIC-III-shielding; MIMIC-III	[33]
	Medical decision making	Esophageal achalasia	Information retrieval	Private dataset	[65]
	Disease classification	Cardiovascular diseases	Text classification	OHSUMED	[66]
	Medical decision making	Patient mortality prediction; Primary diagnostic category prediction; Primary procedural category prediction; Gender prediction	Text classification	Private dataset	[55]
	Medical diagnosis	Pathology	Information extraction	Private dataset	[41]

Table 2: All the articles grouped based on the XIAI method along with the associated medical task, NLP task and the dataset used for.

4. Discussion

4.1. Opportunities and challenges

All papers were studied from the perspective of three professionals with extensive experience in DL and NLP in healthcare and a PhD researcher (GH, in the field of DL for NLP). Challenges and opportunities were identified from the interdisciplinary perspective of computer scientists and end-users of XIAI (DL). Based on our literature review, there is no previous survey focusing on these topics. Considering their early development phase, more extensive studies are needed in the future to develop XIAI methods that will allow "global" (end-to-end) interpretations and go beyond visualization maps, and design evaluation metrics that can be useful for both modelers and end-users. The following points can therefore guide future work and systematic reviews towards strengthening and democratizing XIAI in healthcare NLP.

Challenges (with mitigation where applicable): 1) The majority of publications focused on local XIAI, with only 5 papers involving a global XIAI approach [45, 46, 47, 48, 49]. Moving beyond local XIAI (which provides relatively limited insights based on specific inputs or features) towards "globally" enhancing the transparency of the entire modeling process is one of the main technical challenges. A possible mitigation here is the combination of causal modeling and DL which can potentially enhance end-to-end XIAI by unraveling how causal variables (text tokens) interact with low-level representations (see opportunity 8). 2) Comprehensive evaluation methods. In our review, the evaluation of XIAI methods was substantially limited (only 3 papers involved XIAI evaluation). Developing robust evaluation metrics for XIAI is challenging given the limited availability of ground truths in healthcare data [87] and the complexity of rapidly evolving models (like LLMs) [89]. 3) XIAI reproducibility. In our review, the majority of papers analyzed private data (32 papers) and did not provide source code (37 papers). Hence, it is particularly challenging to assess the reproducibility of these XIAI NLP methods. Legal implications around private data pose another critical challenge in terms of data democratization and XIAI reproducibility assessment [87]. 4) Based on the previous challenges, there is an unmet yet pivotal need to develop benchmark data/ XIAI methods/ metrics with associated open-access codes. 5) A significant variability in the literature was observed in terms of model-, input- and output-based methodologies used (Table 1) and NLP and medical tasks addressed (Figures 2 and 3). In addition, each of these method types presents different advantages and drawbacks (see section 4.2).

In combination with the absence of benchmark studies, it is therefore significantly challenging to develop generalization frameworks regarding which XIAI method is most optimal per NLP and medical application. As a possible mitigation, attention mechanisms can potentially serve as generalization vehicles, given that they can enhance both performance and interpretability across applications. 6) However, attention weights do not linearly correlate with model outcomes [28, 77]. Moreover, attention-based IAI is mainly based on visualization (of important attention weights) heat maps. These two limitations currently compromise attention-based IAI. 7) The adoption of current XIAI in global healthcare and industry systems is challenging, given the absence of robust XIAI metrics which is an important barrier for their systematization. 8) XIAI systematization and deployment necessitate further thorough work. Next to algorithmic opportunities that arise, a possible practical mitigation to accelerate the systematization of robust and transparent XIAI developments for NLP in healthcare is to bring “humans into the DL loop” [90, 91]: domain experts, end-users, policymakers and patients will be able to contribute to the design, development, evaluation and XIAI evaluation.

Opportunities: 1) Attention mechanisms were the most diversified XIAI techniques in terms of DL used (Figure 2a, b) as well as NLP (Figure 2c, d) and medical tasks (Figure 3) addressed. It is noteworthy that although Transformers were the dominant DL backbones in the period 2021-2022, individual attention mechanisms were the most frequently used IAI technique. Attention and self-attention mechanisms have also recently been used in combination with CNN models for medical image analysis, as lighter alternatives of Transformers [87]. This demonstrates their diverse applicability across data domains and tasks. A major opportunity that therefore arises is the versatility of attention mechanisms to be combined with multiple DL structures (e.g., CNN [71], RNN [70], BERT [72], full Transformers) [77] and to simultaneously model information from variable multi-modal data (e.g., text, images, genetics, clinical history) [87]. 2) Based on the previous, developing multi-modal XIAI can support personalized medicine which benefits from combining patient-level information from multiple sources [92]. 3) A clear trend towards IAI against XAI was observed across studies, particularly in the period 2021-2022. To date, end-users are commonly blinded to training processes and are mainly involved in DL validation. IAI can enhance DL transparency both during training and validation and can inspire close interactions between computer scientists and end-users at early DL stages. 4)

Although our review highlights the benefits of using IAI against XAI, their combination can be useful as an auxiliary assessment to cross-evaluate IAI and XAI outcomes. For instance, SHAP method that can provide both global and local explanations[79], has been efficiently combined with a Transformer encoder for suicide risk prediction [53]. Although this work focused on the SHAP method to perform XAI, future work could aim to also co-extract IAI information from specific attention mechanisms within Transformers. 5) Of note, involving more global (i.e, at least two or all three: model-, input- and/ or output-based) methods for XIAI across applications, can reinforce intuitive perspectives regarding how XIAI interacts with DL models and data. Capturing “all possible or more” XIAI aspects can improve method interpretability and explainability and potentially enhance their scientific and clinical impact. 6) Our endeavor is to inspire and guide benchmark studies to thoroughly examine XIAI in terms of strengthening NLP applications in healthcare. For example, leveraging attention mechanisms to better understand how foundation models such as Transformers (which were dominant as XIAI and DL methods in our review, respectively) interact with data. 7) Our review also aims to guide further scientific work in terms of elucidating how attention mechanisms can move beyond visualization maps, towards interpreting which long- and local-range interactions directly contribute to DL outcomes. 8) A recent emerging trend is the field of causal representation learning (CRL). CRL aims to incorporate causal logic into DL models based on which to identify how high-level causal variables (specific text tokens) interact with low-level observations (embeddings) through model interventions and counterfactuals [93]. In that context, causal abstraction methods have been developed which aim to unravel how neural representations are aligned with causal variables and their role in input/ output model behavior [94, 95]. Although initially explored for small scale models (e.g., BERT) [94, 95], there is work in progress towards exploring CRL in LLMs [96]. In this work, a BN-derived causal graph has been fed into a TabNet, showing promising IAI results [45]. Further work in this field can truly enhance IAI in NLP for healthcare.

4.2. The three XIAI paradigms: advantages and drawbacks

Model-based XIAI methods, such as SHAP [79], LIME [78], and t-SNE [81], offer important advantages by providing both global and local DL interpretability options. These methods are designed to be transparent and accessible as ready-to-use entities thus, potentially being able to democra-

tize XIAI tools for a wide audience [31]. Intuitive visualizations can to some extent elucidate complex model predictions, enhancing trust and facilitating the communication of findings. However, they also have drawbacks, as for instance the instability of methods like LIME, which is prone to minor data variations that can affect XAI reliability [37, 77]. Moreover, relying on separate modules for XIAI may be subject to misinterpretations, in case these modules have inherent biases or limitations. Hence, despite their ease of use, they require technical expertise to evaluate any biases or implementation incompatibilities.

Input-based XIAI methods allow for DL model interpretation by leveraging specific input feature importance [58, 59, 60] and medical KG [65, 66, 67], to discern how different inputs influence model decisions. These methods are intuitive and accessible to computer scientists and NLP researchers, due to their relative ease of being combined with DL architectures. In that context, the incorporation of "important features" or medical KGs into AI can enrich models with domain-specific insights, which in turn allows them to interpret even complex medical concepts that are common in clinical practice [65].

However, feature importance input-based methods require the incorporation of methods that are not readily transparent to non-technical medical professionals. In other words, it may not always be straightforward for end-users to understand "how an important feature was derived and/ or evaluated" [58, 61, 62]. In addition, the effectiveness of KG methods relies on medical professionals with expertise and capacity to develop comprehensive medical KG, posing a challenge if such expertise is scarce. Further, integrating medical KG into DL models presents challenges in terms of ontology construction as well knowledge fusion and extraction [32], which are labor-intensive.

Output-based XIAI methods, are important to interpret DL outputs and can offer computational insights through mechanisms like attention [88]. Output-based methods focus on explaining/interpreting DL models by uncovering how internal computations within DL converge to output decisions, which can be mainly useful to computer scientists and developers. Nevertheless, attention mechanism-based IAI faces debates [97, 98, 99, 100, 101], as high attention weights don't necessarily linearly correlate with model predictions [28]. This can lead to ambiguity whilst emphasizing the need to design further research on IAI methods and their evaluation.

4.3. *Inspired by the future*

Go Large: Recently, LLMs have attracted significant attention in the field of AI [102, 103, 104]. The intersection of LLMs and healthcare creates unique opportunities towards designing future studies, from drug discovery to personalized diagnosis and treatment [105, 106, 107]. Healthcare data analysis is one of the high gain-high risk domains for LLMs [89]. One of the main limitations of LLMs, is that they sometimes "hallucinate" results [102, 103, 104, 102, 103, 104]. This can add considerable barriers to their utilization in healthcare settings [105, 106, 107]. As discussed in subsection 4.1, CRL can be an efficient solution towards enhancing IAI, as it aims to connect DL representations (low-level embeddings) with high-level causal variables that in turn determine model predictions [93]. Although designing causal logic inside LLMs is challenging due to their architectural complexity and the fact that models are already "trained" on a causal-agnostic mode, there have been recent attempts that aim to develop causal reasoning between prompts and responses [108, 109].

Go Small: An ongoing discussion in the community is whether LLMs or domain-specific smaller models can be more robust solutions for healthcare data [110]. Recently, smaller-parameter domain-specific LMs have outperformed larger LMs when examined on clinical notes from large public databases (MIMIC) [111]. This approach has several possible benefits: a) small-parameter LMs can be trained using in-house computational capabilities, which b) minimizes the risks associated with transmitting sensitive patient data to cloud-based or external servers (thus, adhering to privacy regulations). Moreover, c) CRL solutions can be more optimally designed and validated since models can be trained on domain-specific data from scratch.

5. Conclusion

In conclusion, IAI is increasingly used against XAI, with attention mechanisms being the most dominant emerging technique to perform interpretations. Moreover, to efficiently adopt DL in healthcare NLP, it is important to develop "global" XIAI techniques which can potentially inform about the entire modeling process. Based on our analysis, additional important opportunities have been raised, such as to combine and interpret multi-modal information (text, images, genetic, clinical history) for personalized medicine approaches, through leveraging attention mechanisms. Another important XIAI opportunity is the combination of DL with causal modeling, which can

further enhance inherent interpretability. The benefits of model-, input- and output-based XIAI are demonstrated, but conclude that all these methods necessitate in-house technical knowledge to infer XIAI. The main challenges are the lack of best XIAI practices based on the data and problem, as well as the unmet need for systematic evaluation and high-quality benchmarks. Further, our discussion encourages the integration of XIAI in the continued development of LLMs and domain-specific smaller language models.

Despite the challenges raised, the XIAI techniques detailed in this review can inspire further work and benchmark studies towards enhancing further inherent interpretability and engaging complex NLP algorithms in healthcare settings.

References

- [1] G. Moro, L. Ragazzi, L. Valgimigli, D. Freddi, Discriminative marginalized probabilistic neural method for multi-document summarization of medical literature, in: Proceedings of the 60th Annual Meeting of the Association for Computational Linguistics (Volume 1: Long Papers), 2022, pp. 180–189.
- [2] J. Otmakhova, K. Verspoor, T. Baldwin, J. H. Lau, The patient is more dead than alive: exploring the current state of the multi-document summarisation of the biomedical literature, in: Proceedings of the 60th Annual Meeting of the Association for Computational Linguistics (Volume 1: Long Papers), 2022, pp. 5098–5111.
- [3] T. Nguyen, A. Yates, A. Zirikly, B. Desmet, A. Cohan, Improving the generalizability of depression detection by leveraging clinical questionnaires, in: Proceedings of the 60th Annual Meeting of the Association for Computational Linguistics (Volume 1: Long Papers), 2022, pp. 8446–8459.
- [4] T. A. Koleck, C. Dreisbach, P. E. Bourne, S. Bakken, Natural language processing of symptoms documented in free-text narratives of electronic health records: a systematic review, *Journal of the American Medical Informatics Association* 26 (2019) 364–379.
- [5] B.-H. Kim, Z. Deng, S. Y. Philip, V. Ganapathi, Can current explainability help provide references in clinical notes to support humans

- annotate medical codes?, in: Proceedings of the 13th International Workshop on Health Text Mining and Information Analysis (LOUHI), 2022, pp. 26–34.
- [6] F. Zhang, I. Laish, A. Benjamini, A. Feder, Section classification in clinical notes with multi-task transformers, in: Proceedings of the 13th International Workshop on Health Text Mining and Information Analysis (LOUHI), 2022, pp. 54–59.
- [7] S. Cahyawijaya, B. Wilie, H. Lovenia, H. Zhong, M. Zhong, Y. Y. N. Ip, P. Fung, How long is enough? exploring the optimal intervals of long-range clinical note language modeling, in: Proceedings of the 13th International Workshop on Health Text Mining and Information Analysis (LOUHI), 2022, pp. 160–172.
- [8] G. Michalopoulos, K. Williams, G. Singh, T. Lin, Medicalsum: A guided clinical abstractive summarization model for generating medical reports from patient-doctor conversations, in: Findings of the Association for Computational Linguistics: EMNLP 2022, 2022, pp. 4741–4749.
- [9] X. Wu, S. Yang, Z. Qiu, S. Ge, Y. Yan, X. Wu, Y. Zheng, S. K. Zhou, L. Xiao, Deltanet: Conditional medical report generation for covid-19 diagnosis, in: Proceedings of the 29th International Conference on Computational Linguistics, 2022, pp. 2952–2961.
- [10] J. You, D. Li, M. Okumura, K. Suzuki, Jpg-jointly learn to align: Automated disease prediction and radiology report generation, in: Proceedings of the 29th International Conference on Computational Linguistics, 2022, pp. 5989–6001.
- [11] P. Grundmann, T. Oberhauser, F. Gers, A. Löser, Attention networks for augmenting clinical text with support sets for diagnosis prediction, in: Proceedings of the 29th international conference on computational linguistics, 2022, pp. 4765–4775.
- [12] B. Yan, M. Pei, Clinical-bert: Vision-language pre-training for radiograph diagnosis and reports generation, in: Proceedings of the AAAI Conference on Artificial Intelligence, volume 36, 2022, pp. 2982–2990.

- [13] Z. Liu, H. Lim, N. F. A. Suhaimi, S. C. Tong, S. Ong, A. Ng, S. Lee, M. R. Macdonald, S. Ramasamy, P. Krishnaswamy, et al., Fast prototyping a dialogue comprehension system for nurse-patient conversations on symptom monitoring, in: Proceedings of the 2019 Conference of the North American Chapter of the Association for Computational Linguistics: Human Language Technologies, Volume 2 (Industry Papers), 2019, pp. 24–31.
- [14] J. Yang, Y. Ding, S. Long, J. Poon, S. C. Han, Ddi-mug: Multi-aspect graphs for drug-drug interaction extraction, in: Proceedings of the 13th International Workshop on Health Text Mining and Information Analysis (LOUHI), 2022, pp. 127–137.
- [15] N. Iinuma, M. Miwa, Y. Sasaki, Improving supervised drug-protein relation extraction with distantly supervised models, in: Proceedings of the 21st Workshop on Biomedical Language Processing, 2022, pp. 161–170.
- [16] J. Kim, A. Sharma, S. Shanbhogue, J. Weiss, P. Ravikumar, Anemic: A framework for benchmarking icd coding models, in: Proceedings of the The 2022 Conference on Empirical Methods in Natural Language Processing: System Demonstrations, 2022, pp. 109–120.
- [17] Z. Yang, S. Wang, B. P. S. Rawat, A. Mitra, H. Yu, Knowledge injected prompt based fine-tuning for multi-label few-shot icd coding, in: Findings of the Association for Computational Linguistics: EMNLP 2022, 2022, pp. 1767–1781.
- [18] Z. Luo, Q. Xie, S. Ananiadou, Readability controllable biomedical document summarization, in: Findings of the Association for Computational Linguistics: EMNLP 2022, 2022, pp. 4667–4680.
- [19] S. Sotudeh, N. Goharian, H. Deilamsalehy, F. DERNONCOURT, Curriculum-guided abstractive summarization for mental health online posts, in: Proceedings of the 13th International Workshop on Health Text Mining and Information Analysis (LOUHI), 2022, pp. 148–153.
- [20] N. D. Nguyen, L. Du, W. Buntine, C. Chen, R. Beare, Hardness-guided domain adaptation to recognise biomedical named entities under low-resource scenarios, in: Proceedings of the 2022 Conference on Empirical Methods in Natural Language Processing, 2022, pp. 4063–4071.

- [21] S. Kwon, Z. Yao, H. Jordan, D. Levy, B. Corner, H. Yu, Medjex: A medical jargon extraction model with wiki’s hyperlink span and contextualized masked language model score, in: Proceedings of the 2022 Conference on Empirical Methods in Natural Language Processing, 2022, pp. 11733–11751.
- [22] M. Rojas, C. P. Carrino, A. González-Agirre, J. Dunstan, M. Villegas, Assessing the limits of straightforward models for nested named entity recognition in spanish clinical narratives, in: Proceedings of the 13th International Workshop on Health Text Mining and Information Analysis (LOUHI), 2022, pp. 14–25.
- [23] D. E. Rumelhart, G. E. Hinton, R. J. Williams, Learning representations by back-propagating errors, *nature* 323 (1986) 533–536.
- [24] S. Hochreiter, J. Schmidhuber, Long short-term memory, *Neural computation* 9 (1997) 1735–1780.
- [25] Y. Kim, Convolutional neural networks for sentence classification, in: Proceedings of the 2014 Conference on Empirical Methods in Natural Language Processing (EMNLP), 2014, pp. 1746–1751.
- [26] A. Vaswani, N. Shazeer, N. Parmar, J. Uszkoreit, L. Jones, A. N. Gomez, Ł. Kaiser, I. Polosukhin, Attention is all you need, *Advances in neural information processing systems* 30 (2017).
- [27] M. Danilevsky, K. Qian, R. Aharonov, Y. Katsis, B. Kawas, P. Sen, A survey of the state of explainable ai for natural language processing, in: Proceedings of the 1st Conference of the Asia-Pacific Chapter of the Association for Computational Linguistics and the 10th International Joint Conference on Natural Language Processing, 2020, pp. 447–459.
- [28] X. Sun, D. Yang, X. Li, T. Zhang, Y. Meng, H. Qiu, G. Wang, E. Hovy, J. Li, Interpreting deep learning models in natural language processing: A review, *arXiv preprint arXiv:2110.10470* (2021).
- [29] S. N. Payrovnaziri, Z. Chen, P. Rengifo-Moreno, T. Miller, J. Bian, J. H. Chen, X. Liu, Z. He, Explainable artificial intelligence models using real-world electronic health record data: a systematic scoping review, *Journal of the American Medical Informatics Association* 27 (2020) 1173–1185.

- [30] O. Ozyegen, D. Kabe, M. Cevik, Word-level text highlighting of medical texts for telehealth services, *Artificial Intelligence in Medicine* 127 (2022) 102284.
- [31] H.-C. Thorsen-Meyer, D. Placido, B. S. Kaas-Hansen, A. P. Nielsen, T. Lange, A. B. Nielsen, P. Toft, J. Schierbeck, T. Strøm, P. J. Chmura, et al., Discrete-time survival analysis in the critically ill: a deep learning approach using heterogeneous data, *NPJ digital medicine* 5 (2022) 142.
- [32] F. Teng, W. Yang, L. Chen, L. Huang, Q. Xu, Explainable prediction of medical codes with knowledge graphs, *Frontiers in bioengineering and biotechnology* 8 (2020) 867.
- [33] H. Dong, V. Suárez-Paniagua, W. Whiteley, H. Wu, Explainable automated coding of clinical notes using hierarchical label-wise attention networks and label embedding initialisation, *Journal of biomedical informatics* 116 (2021) 103728.
- [34] Z. C. Lipton, The mythos of model interpretability: In machine learning, the concept of interpretability is both important and slippery., *Queue* 16 (2018) 31–57.
- [35] F. Doshi-Velez, B. Kim, Towards a rigorous science of interpretable machine learning, arXiv preprint arXiv:1702.08608 (2017).
- [36] D. V. Carvalho, E. M. Pereira, J. S. Cardoso, Machine learning interpretability: A survey on methods and metrics, *Electronics* 8 (2019) 832.
- [37] C. Rudin, Stop explaining black box machine learning models for high stakes decisions and use interpretable models instead, *Nature machine intelligence* 1 (2019) 206–215.
- [38] D. Moher, A. Liberati, J. Tetzlaff, D. G. Altman, t. PRISMA Group*, Preferred reporting items for systematic reviews and meta-analyses: the prisma statement, *Annals of internal medicine* 151 (2009) 264–269.
- [39] T. Lin, Y. Wang, X. Liu, X. Qiu, A survey of transformers, *AI Open* 3 (2022) 111–132. URL: <https://www.sciencedirect.com/science/article/pii/S2666651022000146>. doi:<https://doi.org/10.1016/j.aiopen.2022.10.001>.

- [40] S. Martina, L. Ventura, P. Frasconi, Classification of cancer pathology reports: a large-scale comparative study, *IEEE Journal of Biomedical and Health Informatics* 24 (2020) 3085–3094.
- [41] S. Marchesin, F. Giachelle, N. Marini, M. Atzori, S. Boytcheva, G. Buttafuoco, F. Ciompi, G. M. Di Nunzio, F. Fraggetta, O. Irrera, et al., Empowering digital pathology applications through explainable knowledge extraction tools, *Journal of pathology informatics* 13 (2022) 100139.
- [42] N. Farruque, R. Goebel, O. R. Zaïane, S. Sivapalan, Explainable zero-shot modelling of clinical depression symptoms from text, in: *2021 20th IEEE International Conference on Machine Learning and Applications (ICMLA)*, IEEE, 2021, pp. 1472–1477.
- [43] G. De Magistris, S. Russo, P. Roma, J. T. Starczewski, C. Napoli, An explainable fake news detector based on named entity recognition and stance classification applied to covid-19, *Information* 13 (2022) 137.
- [44] A. Boukobza, A. Burgun, B. Roudier, R. Tsopra, Deep neural networks for simultaneously capturing public topics and sentiments during a pandemic: Application on a covid-19 tweet data set, *JMIR Medical Informatics* 10 (2022) e34306.
- [45] D. Chen, H. Zhao, J. He, Q. Pan, W. Zhao, An causal xai diagnostic model for breast cancer based on mammography reports, in: *2021 IEEE International Conference on Bioinformatics and Biomedicine (BIBM)*, IEEE, 2021, pp. 3341–3349.
- [46] T. Ferté, S. Cossin, T. Schaefferbeke, T. Barnette, V. Jouhet, B. P. Hejblum, Automatic phenotyping of electronic health record: Phevis algorithm, *Journal of Biomedical Informatics* 117 (2021) 103746.
- [47] Z.-H. Lu, J. X. Wang, X. Li, Revealing opinions for covid-19 questions using a context retriever, opinion aggregator, and question-answering model: Model development study, *Journal of medical Internet research* 23 (2021) e22860.
- [48] E. Amador-Domínguez, E. Serrano, D. Manrique, J. Bajo, A case-based reasoning model powered by deep learning for radiology report recommendation (2021).

- [49] A. Ahne, G. Fagherazzi, X. Tannier, T. Czernichow, F. Orchard, Improving diabetes-related biomedical literature exploration in the clinical decision-making process via interactive classification and topic discovery: Methodology development study, *Journal of Medical Internet Research* 24 (2022) e27434.
- [50] A. Y. Zhang, S. S. W. Lam, M. E. H. Ong, P. H. Tang, L. L. Chan, Explainable ai: classification of mri brain scans orders for quality improvement, in: *Proceedings of the 6th IEEE/ACM International Conference on Big Data Computing, Applications and Technologies*, 2019, pp. 95–102.
- [51] M. Z. Uddin, Depression detection in text using long short-term memory-based neural structured learning, in: *2022 International Conference on Innovations in Science, Engineering and Technology (ICISSET)*, IEEE, 2022, pp. 408–414.
- [52] S. Maji, A. Appe, R. Bali, A. G. Chowdhury, V. C. Raghavendra, V. M. Bhandaru, An interpretable deep learning system for automatically scoring request for proposals, in: *2021 IEEE 33rd International Conference on Tools with Artificial Intelligence (ICTAI)*, IEEE, 2021, pp. 851–855.
- [53] U. Naseem, M. Khushi, J. Kim, A. G. Dunn, Hybrid text representation for explainable suicide risk identification on social media, *IEEE transactions on computational social systems* (2022).
- [54] A. G. Dobrakowski, A. Mykowiecka, M. Marciniak, W. Jaworski, P. Biecek, Interpretable segmentation of medical free-text records based on word embeddings, *Journal of Intelligent Information Systems* 57 (2021) 447–465.
- [55] M. Sushil, S. Šuster, K. Luyckx, W. Daelemans, Patient representation learning and interpretable evaluation using clinical notes, *Journal of biomedical informatics* 84 (2018) 103–113.
- [56] J. R. Minot, N. Cheney, M. Maier, D. C. Elbers, C. M. Danforth, P. S. Dodds, Interpretable bias mitigation for textual data: Reducing genderization in patient notes while maintaining classification performance, *ACM Transactions on Computing for Healthcare* 3 (2022) 1–41.

- [57] A. Bhatt, R. Roberts, X. Chen, T. Li, S. Connor, Q. Hatim, M. Mikailov, W. Tong, Z. Liu, Dice: a drug indication classification and encyclopedia for ai-based indication extraction, *Frontiers in Artificial Intelligence* 4 (2021) 711467.
- [58] H. Lindsay, J. Tröger, A. König, Language impairment in alzheimer’s disease—robust and explainable evidence for ad-related deterioration of spontaneous speech through multilingual machine learning, *Frontiers in aging neuroscience* (2021) 228.
- [59] D. Garcia-Olano, Y. Onoe, I. Baldini, J. Ghosh, B. C. Wallace, K. Varshney, Biomedical interpretable entity representations, in: *Findings of the Association for Computational Linguistics: ACL-IJCNLP 2021*, 2021, pp. 3547–3561.
- [60] C. J. Ong, A. Orfanoudaki, R. Zhang, F. P. M. Caprasso, M. Hutch, L. Ma, D. Fard, O. Balogun, M. I. Miller, M. Minnig, et al., Machine learning and natural language processing methods to identify ischemic stroke, acuity and location from radiology reports, *PloS one* 15 (2020) e0234908.
- [61] E. Holderness, N. Miller, P. Cawkwell, K. Bolton, M. Meteer, J. Pustejovsky, M.-H. Hall, Analysis of risk factor domains in psychosis patient health records, *Journal of Biomedical Semantics* 10 (2019) 1–10.
- [62] E. Á. Mellado, E. Holderness, N. Miller, F. Dhang, P. Cawkwell, K. Bolton, J. Pustejovsky, M. Hua-Hall, Assessing the efficacy of clinical sentiment analysis and topic extraction in psychiatric readmission risk prediction, in: *Proceedings of the Tenth International Workshop on Health Text Mining and Information Analysis (LOUHI 2019)*, 2019, pp. 81–86.
- [63] Q. Xue, M. C. Chuah, Explainable deep learning based medical diagnostic system, *Smart Health* 13 (2019) 100068.
- [64] B. C. Gin, O. Ten Cate, P. S. O’Sullivan, K. E. Hauer, C. Boscardin, Exploring how feedback reflects entrustment decisions using artificial intelligence, *Medical Education* 56 (2022) 303–311.
- [65] G. Frisoni, G. Moro, Phenomena explanation from text: Unsupervised learning of interpretable and statistically significant knowledge, in:

Data Management Technologies and Applications: 9th International Conference, DATA 2020, Virtual Event, July 7–9, 2020, Revised Selected Papers 9, Springer, 2021, pp. 293–318.

- [66] A. Mandalios, A. Chortaras, G. Stamou, M. Vazirgiannis, Enriching graph representations of text: Application to medical text classification, in: *Complex Networks & Their Applications IX: Volume 2, Proceedings of the Ninth International Conference on Complex Networks and Their Applications COMPLEX NETWORKS 2020*, Springer, 2021, pp. 92–103.
- [67] Y. Zhang, S. Yang, H. Wen, P. Xie, Y. Wu, Unified framework for ner and re tasks with strong interpretability on chinese medicine instruction parsing, in: *2022 International Conference on Computer Engineering and Artificial Intelligence (ICCEAI)*, IEEE, 2022, pp. 460–466.
- [68] G. Gu, B. Li, H. Gao, M. Wang, Learning to answer complex questions with evidence graph, in: *Web and Big Data: 4th International Joint Conference, APWeb-WAIM 2020, Tianjin, China, September 18-20, 2020, Proceedings, Part I 4*, Springer, 2020, pp. 257–269.
- [69] F. Duarte, B. Martins, C. S. Pinto, M. J. Silva, Deep neural models for icd-10 coding of death certificates and autopsy reports in free-text, *Journal of biomedical informatics* 80 (2018) 64–77.
- [70] J. Zhang, K. Kowsari, J. H. Harrison, J. M. Lobo, L. E. Barnes, Patient2vec: A personalized interpretable deep representation of the longitudinal electronic health record, *IEEE Access* 6 (2018) 65333–65346.
- [71] O. Trigueros, A. Blanco, N. Lebeña, A. Casillas, A. Pérez, Explainable icd multi-label classification of ehRs in spanish with convolutional attention, *International Journal of Medical Informatics* 157 (2022) 104615.
- [72] P.-F. Chen, T.-L. He, S.-C. Lin, Y.-C. Chu, C.-T. Kuo, F. Lai, S.-M. Wang, W.-X. Zhu, K.-C. Chen, L.-C. Kuo, et al., Training a deep contextualized language model for international classification of diseases, 10th revision classification via federated learning: Model development and validation study, *JMIR Medical Informatics* 10 (2022) e41342.
- [73] Y. Zhu, A. Mahale, K. Peters, L. Mathew, F. Giuste, B. Anderson, M. D. Wang, Using natural language processing on free-text clinical

- notes to identify patients with long-term covid effects, in: Proceedings of the 13th ACM International Conference on Bioinformatics, Computational Biology and Health Informatics, 2022, pp. 1–9.
- [74] U. Ahmed, G. Srivastava, U. Yun, J. C.-W. Lin, Eandc: An explainable attention network based deep adaptive clustering model for mental health treatment, *Future Generation Computer Systems* 130 (2022) 106–113.
 - [75] U. Ahmed, J. C.-W. Lin, G. Srivastava, Multi-aspect deep active attention network for healthcare explainable adoption, *IEEE Journal of Biomedical and Health Informatics* (2022).
 - [76] X. Luo, P. Gandhi, Z. Zhang, W. Shao, Z. Han, V. Chandrasekaran, V. Turzhitsky, V. Bali, A. R. Roberts, M. Metzger, et al., Applying interpretable deep learning models to identify chronic cough patients using ehr data, *Computer Methods and Programs in Biomedicine* 210 (2021) 106395.
 - [77] A. Balagopalan, B. Eyre, J. Robin, F. Rudzicz, J. Novikova, Comparing pre-trained and feature-based models for prediction of alzheimer’s disease based on speech, *Frontiers in aging neuroscience* 13 (2021) 635945.
 - [78] M. T. Ribeiro, S. Singh, C. Guestrin, Model-agnostic interpretability of machine learning, *arXiv preprint arXiv:1606.05386* (2016).
 - [79] S. M. Lundberg, S.-I. Lee, A unified approach to interpreting model predictions, *Advances in neural information processing systems* 30 (2017).
 - [80] L. S. Shapley, A value for n-person games, *Classics in game theory* 69 (1997).
 - [81] L. Van der Maaten, G. Hinton, Visualizing data using t-sne., *Journal of machine learning research* 9 (2008).
 - [82] W. L. Hamilton, Graph representation learning, *Synthesis Lectures on Artificial Intelligence and Machine Learning* 14 (2020) 1–159.

- [83] Q. Wang, X. Pan, L. Huang, B. Zhang, Z. Jiang, H. Ji, K. Knight, Describing a knowledge base, in: Proceedings of the 11th International Conference on Natural Language Generation, 2018, pp. 10–21.
- [84] B. Fu, Y. Qiu, C. Tang, Y. Li, H. Yu, J. Sun, A survey on complex question answering over knowledge base: Recent advances and challenges, arXiv preprint arXiv:2007.13069 (2020).
- [85] D. Bahdanau, K. Cho, Y. Bengio, Neural machine translation by jointly learning to align and translate, arXiv preprint arXiv:1409.0473 (2014).
- [86] J. Cheng, L. Dong, M. Lapata, Long short-term memory-networks for machine reading, in: Proceedings of the 2016 Conference on Empirical Methods in Natural Language Processing, 2016, pp. 551–561.
- [87] G. Papanastasiou, N. Dikaivos, J. Huang, C. Wang, G. Yang, Is attention all you need in medical image analysis? a review., IEEE Journal of Biomedical and Health Informatics (2023) 1–14. doi:[10.1109/JBHI.2023.3348436](https://doi.org/10.1109/JBHI.2023.3348436).
- [88] D. Mascharka, P. Tran, R. Soklaski, A. Majumdar, Transparency by design: Closing the gap between performance and interpretability in visual reasoning, in: Proceedings of the IEEE conference on computer vision and pattern recognition, 2018, pp. 4942–4950.
- [89] L. Ouyang, J. Wu, X. Jiang, D. Almeida, C. Wainwright, P. Mishkin, C. Zhang, S. Agarwal, K. Slama, A. Ray, et al., Training language models to follow instructions with human feedback, Advances in Neural Information Processing Systems 35 (2022) 27730–27744.
- [90] E. Mosqueira-Rey, E. Hernández-Pereira, D. Alonso-Ríos, J. Bobes-Bascarán, Á. Fernández-Leal, Human-in-the-loop machine learning: A state of the art, Artificial Intelligence Review 56 (2023) 3005–3054.
- [91] X. Wu, L. Xiao, Y. Sun, J. Zhang, T. Ma, L. He, A survey of human-in-the-loop for machine learning, Future Generation Computer Systems 135 (2022) 364–381.
- [92] M. Salvi, H. W. Loh, S. Seoni, P. D. Barua, S. García, F. Molinari, U. R. Acharya, Multi-modality approaches for medical support systems: A systematic review of the last decade, Information Fusion (2023) 102134.

- [93] B. Schölkopf, F. Locatello, S. Bauer, N. R. Ke, N. Kalchbrenner, A. Goyal, Y. Bengio, Toward causal representation learning, *Proceedings of the IEEE* 109 (2021) 612–634.
- [94] A. Geiger, K. Richardson, C. Potts, Neural natural language inference models partially embed theories of lexical entailment and negation, in: *Proceedings of the Third BlackboxNLP Workshop on Analyzing and Interpreting Neural Networks for NLP*, 2020, pp. 163–173.
- [95] A. Geiger, H. Lu, T. Icard, C. Potts, Causal abstractions of neural networks, *Advances in Neural Information Processing Systems* 34 (2021) 9574–9586.
- [96] Z. Wu, A. Geiger, T. Icard, C. Potts, N. Goodman, Interpretability at scale: Identifying causal mechanisms in alpaca, *Advances in Neural Information Processing Systems* 36 (2024).
- [97] S. Serrano, N. A. Smith, Is attention interpretable?, in: *Proceedings of the 57th Annual Meeting of the Association for Computational Linguistics*, Association for Computational Linguistics, 2019.
- [98] D. Pruthi, M. Gupta, B. Dhingra, G. Neubig, Z. C. Lipton, Learning to deceive with attention-based explanations, in: *Proceedings of the 58th Annual Meeting of the Association for Computational Linguistics*, 2020, pp. 4782–4793.
- [99] S. Wiegrefe, Y. Pinter, Attention is not not explanation, in: *Proceedings of the 2019 Conference on Empirical Methods in Natural Language Processing and the 9th International Joint Conference on Natural Language Processing (EMNLP-IJCNLP)*, 2019, pp. 11–20.
- [100] S. Vashishth, S. Upadhyay, G. S. Tomar, M. Faruqui, Attention interpretability across nlp tasks, *arXiv preprint arXiv:1909.11218* (2019).
- [101] G. Brunner, Y. Liu, D. Pascual, O. Richter, M. Ciaramita, R. Wattenhofer, On identifiability in transformers, in: *International Conference on Learning Representations*, 2019.
- [102] OpenAI, Chatgpt: Optimizing language models for dialogue (2022). URL: <https://openai.com/blog/chatgpt/>.

- [103] T. Brown, B. Mann, N. Ryder, M. Subbiah, J. D. Kaplan, P. Dhariwal, A. Neelakantan, P. Shyam, G. Sastry, A. Askell, et al., Language models are few-shot learners, *Advances in neural information processing systems* 33 (2020) 1877–1901.
- [104] J. Achiam, S. Adler, S. Agarwal, L. Ahmad, I. Akkaya, F. L. Aleman, D. Almeida, J. Altenschmidt, S. Altman, S. Anadkat, et al., Gpt-4 technical report, arXiv preprint arXiv:2303.08774 (2023).
- [105] B. Meskó, E. J. Topol, The imperative for regulatory oversight of large language models (or generative ai) in healthcare, *NPJ digital medicine* 6 (2023) 120.
- [106] T. Tu, S. Azizi, D. Driess, M. Schaeckermann, M. Amin, P.-C. Chang, A. Carroll, C. Lau, R. Tanno, I. Ktena, et al., Towards generalist biomedical ai, *NEJM AI* 1 (2024) AIoa2300138.
- [107] K. Singhal, S. Azizi, T. Tu, S. S. Mahdavi, J. Wei, H. W. Chung, N. Scales, A. Tanwani, H. Cole-Lewis, S. Pfohl, et al., Publisher correction: Large language models encode clinical knowledge, *Nature* 620 (2023) E19–E19.
- [108] Z. Jin, Y. Chen, F. Leeb, L. Gresele, O. Kamal, L. Zhiheng, K. Blin, F. G. Adatao, M. Kleiman-Weiner, M. Sachan, et al., Cladder: Assessing causal reasoning in language models, in: *Thirty-seventh Conference on Neural Information Processing Systems*, 2023.
- [109] M. Hobbhahn, T. Lieberum, D. Seiler, Investigating causal understanding in llms, in: *NeurIPS 2022 Workshop on Causality for Real-world Impact*, 2022.
- [110] Y. Wang, Y. Zhao, L. Petzold, Are large language models ready for healthcare? a comparative study on clinical language understanding, in: *Machine Learning for Healthcare Conference*, PMLR, 2023, pp. 804–823.
- [111] E. Hernandez, D. Mahajan, J. Wulff, M. J. Smith, Z. Ziegler, D. Nadler, P. Szolovits, A. Johnson, E. Alsentzer, et al., Do we still need clinical language models?, in: *Conference on Health, Inference, and Learning*, PMLR, 2023, pp. 578–597.