

Overfitted image coding at reduced complexity

Théophile Blard, Théo Ladune, Pierrick Philippe, Gordon Clare
Orange Innovation, France
firstname.lastname@orange.com

Xiaoran Jiang, Olivier Déforges
IETR, France
firstname.lastname@insa-rennes.fr

Abstract—Overfitted image codecs offer compelling compression performance and low decoder complexity, through the overfitting of a lightweight decoder for each image. Such codecs include Cool-chic, which presents image coding performance on par with VVC while requiring around 2000 multiplications per decoded pixel. This paper proposes to decrease Cool-chic encoding and decoding complexity. The encoding complexity is reduced by shortening Cool-chic training, up to the point where no overfitting is performed at all. It is also shown that a tiny neural decoder with 300 multiplications per pixel still outperforms HEVC. A near real-time CPU implementation of this decoder is made available at <https://orange-opensource.github.io/Cool-Chic/>.

Index Terms—Image compression, low-complexity, neural coding, overfitting

I. INTRODUCTION & RELATED WORKS

Autoencoder-based codecs (ELIC [1], MLIC++ [2]) offer state-of-the-art compression results, outperforming conventional codecs (H.265/HEVC [3], H.266/VVC [4]). During training, autoencoder parameters are optimized following an average rate-distortion cost computed on a dataset supposed representative of all possible images. Once the training stage is completed, parameters are frozen and the autoencoder relies on *generalization* to compress unseen images. Generalization requires complex networks with many parameters, making the decoding prohibitively complex with more than 100 000 multiplications per pixel (Fig. 1). This decoding complexity might hinder autoencoder-based codec adoption especially when decoding happens on low-power devices such as smartphones.

Overfitted codecs (Cool-chic [5], [6], C3 [7]) have emerged as an alternative paradigm to autoencoders. To compress an image, overfitted codecs learn (overfit) a lightweight neural decoder and latent representation tailored for this image. The decoder parameters are then conveyed alongside the latents so that the receiver can reconstruct the image. Since overfitted codecs do not rely on generalization, they offer compelling image coding performance on par with VVC with a decoder complexity of 2000 multiplications per pixel (Fig. 1). As for conventional codecs, this is obtained through an expensive encoding process, during which the decoder and latents are optimized according to the image rate-distortion cost.

This paper studies the effects of further simplification of overfitted codecs. For these experiments, the open-source

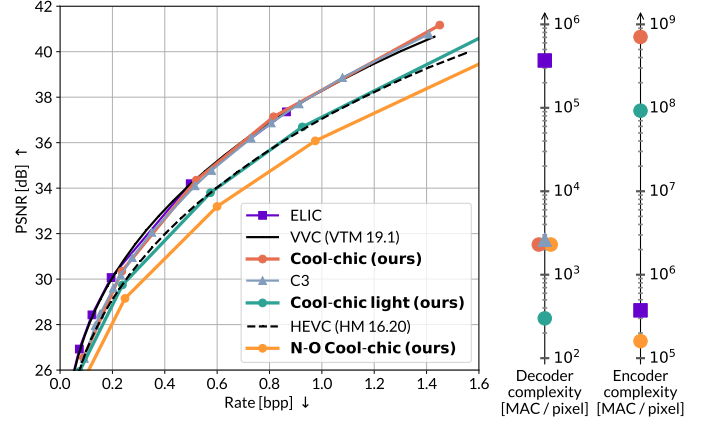


Fig. 1: Rate-distortion performance on the Kodak [8] dataset. MAC is for multiplication-accumulation. ELIC [1], C3 [7].

Cool-chic codec (which now implements refinements from C3 [7]) is used [9]. Our contributions are as follows. The complexity-performance continuum of Cool-chic is explored by reducing both the encoder and decoder complexity. It is shown that a simple neural decoder with 300 MAC / pixel can outperform HEVC. A fast CPU implementation of the decoder is demonstrated, showing that practical decoding speed is possible even with the auto-regressive probability model [10], [11]. A non-overfitted encoding is presented to address cases where the encoding complexity constraint is paramount.

II. BACKGROUND: COOL-CHIC

This section presents the Cool-chic encoding and decoding process. Note that Cool-chic and C3 are both very similar, with a slightly different training process. More details are available in previous work [5]–[7].

Decoding. Figure 2 presents the decoding process of Cool-chic. It is composed of three main elements. *i)* L latent grids $\hat{\mathbf{y}}_l$ with different resolutions: $\hat{\mathbf{y}} = \{\hat{\mathbf{y}}_l \in \mathbb{Z}^{H/2^l \times W/2^l}, l = 0, \dots, L-1\}$. *ii)* The latent grids are transmitted using an entropy coding algorithm, driven by an auto-regressive probability model p_ψ (ARM). This ARM represents the distribution of one latent value conditioned on neighbouring values and is implemented as a MLP f_ψ . *iii)* The linear upsampling f_v and synthesis f_θ networks upsample the latents to a dense representation and synthesize the decoded image $\hat{\mathbf{x}}$.

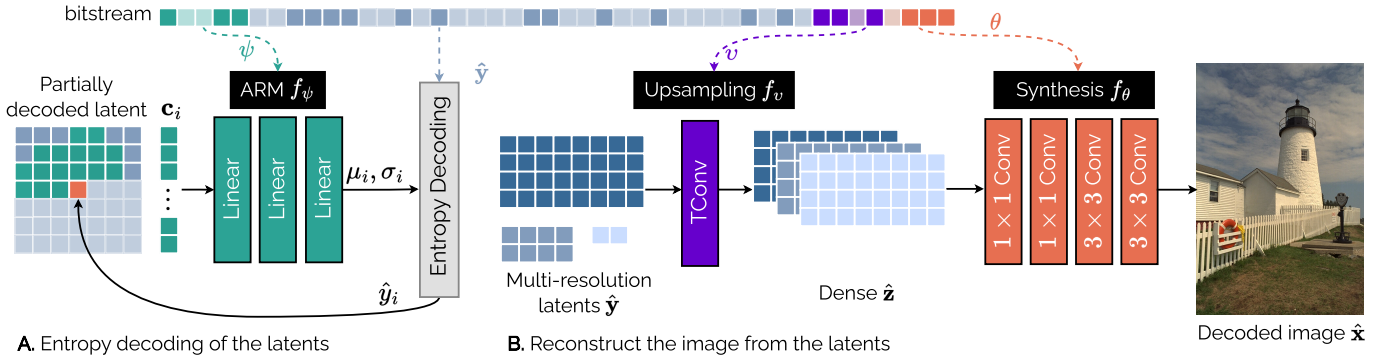


Fig. 2: Cool-chic decoding. ARM: Auto-Regressive Model.

Encoding. Cool-chic encodes an image \mathbf{x} by simultaneously learning the latent and the different neural networks according to the image rate-distortion cost:

$$\begin{aligned} \hat{\mathbf{y}}^*, \psi^*, \mathbf{v}^*, \theta^* &= \underset{\hat{\mathbf{y}}, \psi, \mathbf{v}, \theta}{\operatorname{argmin}} D(\mathbf{x}, \hat{\mathbf{x}}) + \lambda R(\hat{\mathbf{y}}) \\ &= \underset{\hat{\mathbf{y}}, \psi, \mathbf{v}, \theta}{\operatorname{argmin}} \|\mathbf{x} - f_\theta(f_\mathbf{v}(\hat{\mathbf{y}}))\|^2 - \lambda \log_2 p_\psi(\hat{\mathbf{y}}). \end{aligned} \quad (1)$$

The Lagrange multiplier $\lambda \in \mathbb{R}$ balances the rate R and the distortion D , here the mean-squared error. The discrete latents $\hat{\mathbf{y}} = Q(\mathbf{y})$ are optimized through the continuous version \mathbf{y} , using the method proposed in C3 [7] to obtain a differentiable proxy for the quantization Q . After the encoding, neural network parameters are quantized and entropy coded based on an ad-hoc probability model [5] while the latents are entropy coded with a range coder driven by the probability model p_ψ .

III. TOWARDS A FAST AND LIGHTWEIGHT DECODER

Current state-of-the-art overfitted codecs achieve compression performance comparable to VVC with around 3 000 multiplications per decoded pixel [7]. This section proposes a lighter and faster Cool-chic decoder, either through complexity reduction or better implementation.

A. Decoder complexity-performance continuum

Lighter decoders. Cool-chic decoding complexity is varied by changing the architecture of its different neural networks. Several complexity tradeoffs were evaluated and the best ones were retained. Table I presents the selected architectures, ranging from 300 to 2300 MAC (multiplication-accumulation) per decoded pixel. Figure 4a details the share of each network in the overall decoding complexity, highlighting that most of the complexity comes from the ARM network. Empirically, it is found that the ARM is the module which most benefits from additional complexity.

Results. The rate-distortion performance is presented in Fig. 1 and 3. In its lightest setting (300 MAC), Cool-chic outperforms the well-established conventional codec HEVC and its most complex configuration (2300 MAC) is competitive with VVC. Furthermore, Cool-chic also outperforms autoencoder-based codecs such as Cheng *et al.* [12] while

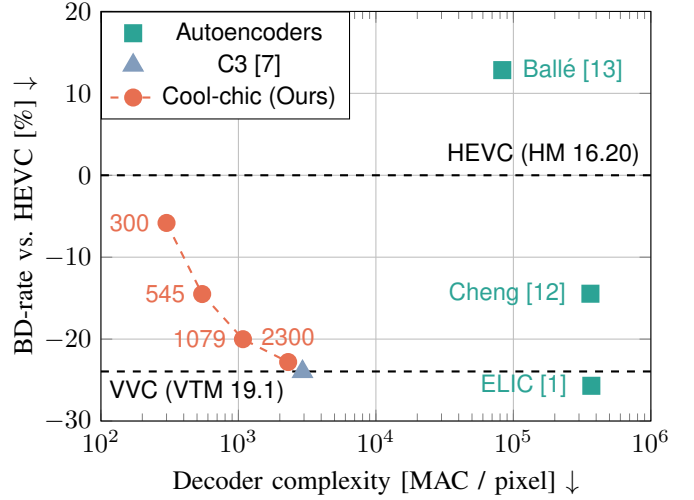


Fig. 3: Rate savings versus HEVC on CLIC 2020 professional validation set [14]. Negative results: less rate is required to get the same quality as HEVC.

being approximately 1000 times less complex at the decoder-side. These are compelling results, as no previous learned codecs have been able to outperform HEVC with only 300 multiplications per decoded pixel.

B. Fast decoder implementation

Parallelization. Previous work [10], [11] states that despite its low number of multiplications, Cool-chic ARM is intrinsically slow due to its sequential nature. Sequentiality is usually frowned upon for autoencoder-based codecs, since they primarily target a GPU to offer fast enough decoding. Here, Cool-chic low decoding complexity allows it to run on non-dedicated hardware *e.g.* CPU where parallelization is not as important. To assess more accurately the practicality of Cool-chic, a faster CPU-only C implementation of the decoder is provided on the Cool-chic repository [9].

Fast C implementation. Figure 4b presents the decoder runtime for different complexities. Even for the most complex decoder, the ARM requires only 50 milliseconds, making

Decoder MAC/pixel Param		ARM f_ψ	Upsampling f_u	Synthesis f_θ
300	281	8-8-LinR, 8-2-Lin	1-1-TConv-4	7-8-Conv-1, 8-3-Conv-1, 3-3-ConvR-3
545	525	8-8-LinR, 8-8-LinR, 8-2-Lin	1-1-TConv-4	7-16-Conv-1, 16-3-Conv-1, 3-3-ConvR-3, 3-3-ConvR-3
1079	941	16-16-LinR, 16-16-LinR, 16-2-Lin	1-1-TConv-4	7-16-Conv-1, 16-3-Conv-1, 3-3-ConvR-3, 3-3-ConvR-3
2300	1925	24-24-LinR, 24,24-LinR, 24-2-Lin	1-1-TConv-8	7-40-Conv-1, 40-3-Conv-1, 3-3-ConvR-3, 3-3-ConvR-3

TABLE I: Decoder architectures. Layers are denoted as *InFeat-OutFeat-Layer-Kernel*. *Lin*, *TConv* and *Conv* respectively denotes linear, convolution or transpose convolution layer and *R* stands for residual. Transpose convolutions use a stride of 2. All layers are followed by a ReLU linearity except for the last one of each module.

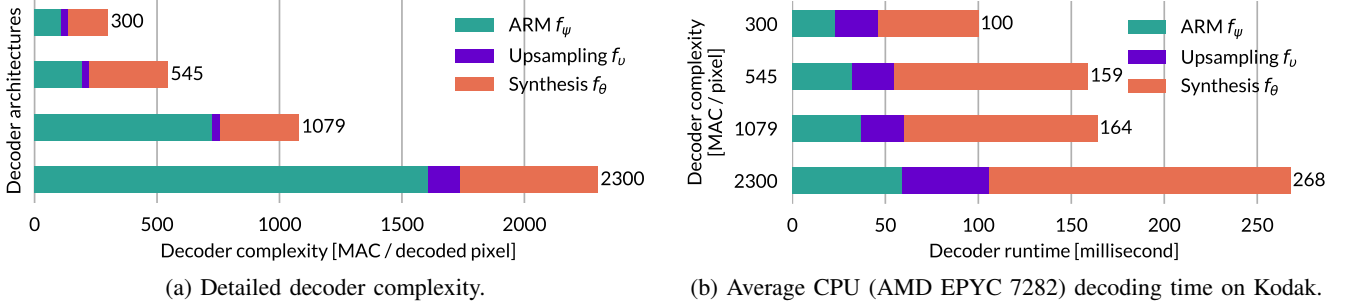


Fig. 4: Complexity and runtime for different Cool-chic decoding architectures.

Cool-chic CPU-only decoding practical. To achieve efficient entropy decoding, the range coder is switched to the binary arithmetic coder of HEVC. Note that most of the optimisations concern the ARM *e.g.* using AVX2 instructions if available. Consequently, the runtime (Fig. 4b) is not proportional to the complexity (Fig. 4a): while the ARM represents up to 75 % of the multiplications, it never accounts for more than 20 % of the runtime. Since the ARM is arguably the less implementation-friendly module, this hints that both the upsampling and the synthesis could be made even faster. In particular, the current implementation is single core even though multi-threading would be beneficial for these two modules.

IV. REDUCING THE ENCODING COMPLEXITY

Cool-chic is designed to reduce, first and foremost, the decoding complexity. Nevertheless, use-cases arise where the encoding complexity becomes the main constraint. This section studies the impact of a shorter training and proposes a solution for situations where the encoding complexity constraint is paramount: a non-overfitted (N-O) Cool-chic.

A. Shorter training

Experimental setup. As with conventional codecs, Cool-chic relies on encoding-time rate-distortion optimization to achieve compelling compression while maintaining a low decoder complexity. Reducing the training (*i.e.* encoding) time directly reduces the encoding complexity at the expense of the compression performance. Cool-chic encoding complexity is measured in MAC per encoded pixel. One training iteration consists in one forward pass and one backward pass. During the backward pass, each layer computes 2 quantities: the gradient of the layer output with regards to layer weights (similar complexity than the forward pass), and the gradient of

the layer output with respect to the layer input. Consequently, the complexity of the backward pass is approximated to twice the MAC of the forward pass [15]. Let κ_{dec} denotes the decoder complexity in MAC / pixel, the encoding complexity κ_{enc} is

$$\kappa_{enc} = 3N \times \kappa_{dec}, \text{ with } N \text{ the number of iterations.} \quad (2)$$

Results. Figure 6 presents the compression performance as a function of the encoding complexity. The best results are obtained with an encoding complexity close to 10^9 MAC / pixel, which is orders of magnitude more complex than for autoencoder-based codecs. Cool-chic encoding complexity can be reduced by one order of magnitude (*i.e.* to 10^8 MAC / pixel) with a slight BD-rate increase (less than 10 %). The encoding can still be made simpler (10^7 MAC / pixel) while maintaining performance on par with HEVC. It is worth noting than for lower encoding complexity, having a lighter decoder (*e.g.* 300 MAC / pixel) is better than a more complex decoder. Even at this point, the remaining encoding complexity of Cool-chic is still significantly higher than autoencoders. Reducing this complexity further requires a paradigm shift presented in the following section.

B. Non-overfitted Cool-chic

Analysis transform. In order to reach even shorter encoding times, the overfitting process can be completely bypassed by training a non-overfitted (N-O) Cool-chic, sharing identical parameters for all images. Taking inspiration from autoencoders, encoding an image with N-O Cool-chic relies on an additional analysis transform f_α generating a Cool-chic-compatible latent representation $\hat{\mathbf{y}}$ from the input image \mathbf{x} :

$$\hat{\mathbf{y}} = f_\alpha(\mathbf{x}). \quad (3)$$

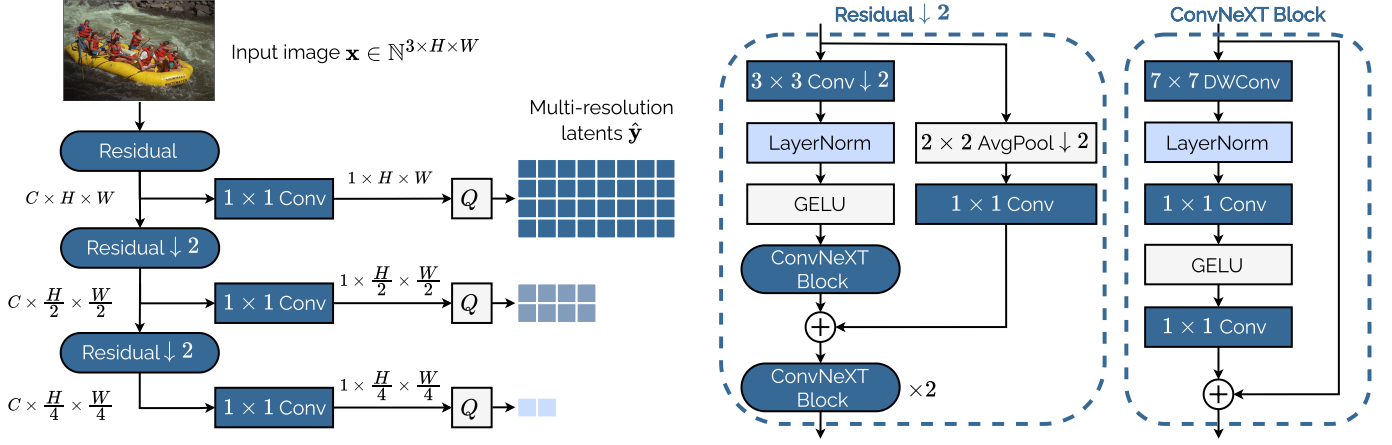


Fig. 5: Proposed analysis transform. *DWConv* stands for depth-wise convolution and \downarrow denotes the stride.

Analysis architecture. The proposed analysis transform is depicted in Fig 5. To produce a set of $L = 7$ hierarchical latent grids, a series of L residual blocks progressively downsample the input image \mathbf{x} and extract relevant features for the different resolutions. After each downsampling step, a simple 1×1 convolution merges the $C = 64$ features into the l -th latent $\hat{\mathbf{y}}_l$. The proposed analysis hence produces a few latent grids with hierarchical resolutions, unlike autoencoder analysis which computes hundred of small-resolution features.

Residual blocks. To increase the receptive field while maintaining low complexity, ConvNeXT blocks [16] are adopted upon conventional residual blocks [17]. Downsampling with residual block is achieved by complementing the identity branch with a stride-2 2×2 average pooling and a 1×1 convolution as in [18]. The first residual block does not downsample so the pooling layer is removed. Following ELIC [1], additional residual blocks are stacked after each downsampling for more expressivity.

Decoder. The decoder parameters (ψ, v, θ) are learned alongside the analysis transform. The architecture used for this experiments is $\kappa_{dec} = 2300$ from Table I which gives the best rate-distortion performance. Note that the network parameters no longer have to be sent alongside the latent representation since they are shared for all images.

Training. The proposed N-O Cool-chic aims to obtain optimal parameters, generalizable to all possible images. To this end, it is trained with 256×256 patches of randomly cropped images from the CLIC 2019 training set [19]. Since the latent representation $\hat{\mathbf{y}}$ is now obtained from the analysis transform f_α , eq. (1) becomes

$$\begin{aligned} \alpha^*, \psi^*, v^*, \theta^* &= \underset{\alpha, \psi, v, \theta}{\operatorname{argmin}} \mathbb{E}_{\mathbf{x}} [\mathcal{D}(\mathbf{x}, \hat{\mathbf{x}}) + \lambda \mathcal{R}(\hat{\mathbf{y}})] \\ &= \underset{\alpha, \psi, v, \theta}{\operatorname{argmin}} \mathbb{E}_{\mathbf{x}} [\|\mathbf{x} - f_\theta(f_v(f_\alpha(\mathbf{x})))\|^2 - \lambda \log_2 p_\psi(f_\alpha(\mathbf{x}))]. \end{aligned} \quad (4)$$

Independent training with different rate constraints is performed to cover a wide range of rates, namely $\lambda = \{0.02, 0.004, 0.001, 0.0004, 0.0001\}$. Adam algorithm [20] is used, the learning rate starts from 10^{-3} and is dynamically decayed by a patience mechanism. When it reaches 10^{-6} , the training is terminated. Latent variable quantization is similar to the overfitted Cool-chic (section II).

Results. Figure 6 shows the compression performance of N-O Cool-chic against the encoding complexity and Fig. 1 presents the rate-distortion curves. N-O Cool-chic encodes images in a single forward pass through the analysis. This reduces the complexity by a factor of 1000 compared to Cool-chic, requiring only 160 kMAC per pixel which is comparable to other autoencoder-based codecs. Beside the reduction in MAC, encoding images with N-O Cool-chic is conceptually simpler since there is no more optimization through gradient descent. However, this reduces the performance significantly, falling behind state-of-the-art codecs (Cheng [12] or ELIC [1]). Compared to Ballé [13], N-O Cool-chic requires 3% more rate to achieve the same quality, with similar encoding complexity but with a decoder 20 times less complex.

V. FUTURE WORK & DISCUSSION

On the benefits of overfitting. Overfitted codecs such as Cool-chic are inherently adaptive. Contrary to autoencoders which rely on a fixed set of parameters, the decoder and latent representation are specifically tuned to offer the best performance possible on each single image. This adaptivity allows overfitted codecs to perform on par with state-of-the-art neural codecs while maintaining a low decoding complexity. N-O Cool-chic uses an analysis transform and a shared decoder, which makes its functioning similar to autoencoders. The performance loss between N-O Cool-chic and Cool-chic highlights the benefit of overfitting, although this gap could be mitigated with an improved analysis transform.

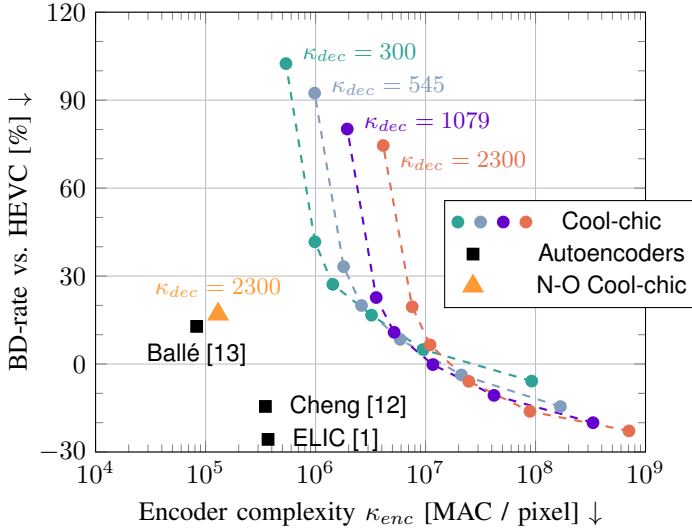


Fig. 6: Rate savings versus HEVC (HM 16.20) as a function of the encoding complexity. Negative results: less rate is required to get the same quality than HEVC. CLIC 2020 professional validation set [14]

Cool-chic limitations. The main drawback of current overfitted codecs remains their encoding time. To obtain the best rate-distortion performance, the encoding time can reach 30 minutes for a single 512×768 image. This paper shows that it can be reduced by a factor 10 (≈ 3 minutes) to 100 (≈ 20 seconds) without major performance decrease. While convenient, this is not enough for use-cases where *real-time* encoding is required. To this end N-O Cool-chic is proposed, where the encoding becomes a simple forward pass (less than 1 second) at the expense of worse rate-distortion performance.

Meta learning. We believe that the performance gap between overfitted and N-O Cool-chic would be greatly reduced by introducing a *slightly overfitted* version, inspired by meta-learned approaches such as COIN++ [21]. Carefully selecting a few parameters to be overfitted might allow an encoding of images that is faster than training a whole decoder from scratch for every image. Also, the decoder parameters and the latent representation computed by the analysis could be fine-tuned image-wise as in [22].

VI. CONCLUSION

This paper strives to make Cool-chic encoding and decoding faster. It is shown that Cool-chic outperforms HEVC, even with a lightweight decoder requiring 300 multiplications per pixel. A fast implementation of Cool-chic decoder is provided, requiring 100 milliseconds to decode an image on CPU. This hints that fast neural decoding is possible, even without dedicated hardware. Then, the performance-encoding complexity continuum is investigated. In particular, it is found that encoding can be made almost 100 times faster while still being competitive with HEVC. Finally, a non-overfitted (N-O) Cool-chic is designed for use-cases with extreme constraints

on the encoding complexity, reducing the encoding complexity up to a factor of 1000.

REFERENCES

- [1] Dailian He, Ziming Yang, Weikun Peng, Rui Ma, Hongwei Qin, and Yan Wang, “ELIC: Efficient learned image compression with unevenly grouped space-channel contextual adaptive coding,” in *Proceedings of the IEEE/CVF Conference on Computer Vision and Pattern Recognition*, 2022.
- [2] Wei Jiang and Ronggang Wang, “MLIC++: Linear complexity multi-reference entropy modeling for learned image compression,” in *ICML 2023 Workshop Neural Compression: From Information Theory to Applications*, 2023.
- [3] Gary J. Sullivan et al., “Overview of the high efficiency video coding (HEVC) standard,” *IEEE Transactions on Circuits and Systems for Video Technology*, 2012.
- [4] B. Bross et al., “Overview of the versatile video coding (VVC) standard and its applications,” *IEEE Transactions on Circuits and Systems for Video Technology*, 2021.
- [5] Théo Ladune, Pierrick Philippe, Félix Henry, Gordon Clare, and Thomas Leguay, “COOL-CHIC: coordinate-based low complexity hierarchical image codec,” in *IEEE/CVF International Conference on Computer Vision, ICCV 2023*, 2023, IEEE.
- [6] Thomas Leguay, Théo Ladune, Pierrick Philippe, Gordon Clare, Félix Henry, and Olivier Déforges, “Low-complexity overfitted neural image codec,” in *25th IEEE International Workshop on Multimedia Signal Processing, MMSP 2023*, 2023, IEEE.
- [7] Hyunjik Kim, Matthias Bauer, Lucas Theis, Jonathan Richard Schwarz, and Emilien Dupont, “C3: high-performance and low-complexity neural compression from a single image or video,” *CoRR*, 2023.
- [8] “Kodak image dataset,” <http://r0k.us/graphics/kodak/>.
- [9] “Cool-chic repository,” <https://orange-opensource.github.io/Cool-Chic/>.
- [10] Xiang Liu, Jiahong Chen, Bin Chen, Zimo Liu, Baoyi An, and Shu-Tao Xia, “Fast implicit neural representation image codec in resource-limited devices,” *CoRR*, 2024.
- [11] Hangyu Li, Wei Jiang, Litian Li, Yongqi Zhai, and Ronggang Wang, “Hybrid implicit neural image compression with subpixel context model and iterative pruner,” in *2023 IEEE International Conference on Visual Communications and Image Processing (VCIP)*.
- [12] Zhengxue Cheng, Heming Sun, Masaru Takeuchi, and Jiro Katto, “Learned image compression with discretized gaussian mixture likelihoods and attention modules,” in *2020 IEEE/CVF Conference on Computer Vision and Pattern Recognition, CVPR*.
- [13] Johannes Ballé, David Minnen, Saurabh Singh, Sung Jin Hwang, and Nick Johnston, “Variational image compression with a scale hyperprior,” in *International Conference on Learning Representations*, 2018.
- [14] CLIC20, “Challenge on learned image coding 2020,” <http://clic.compression.cc/2021/tasks/index.html>, 2020.
- [15] Atilim Gunes Baydin, Barak A Pearlmutter, Alexey Andreyevich Radul, and Jeffrey Mark Siskind, “Automatic differentiation in machine learning: a survey,” *Journal of Machine Learning Research*, vol. 18, pp. 1–43, 2018.
- [16] Zhuang Liu, Hanzi Mao, Chao-Yuan Wu, Christoph Feichtenhofer, Trevor Darrell, and Saining Xie, “A convnet for the 2020s,” in *Proceedings of the IEEE/CVF conference on computer vision and pattern recognition*, 2022, pp. 11976–11986.
- [17] Kaiming He, Xiangyu Zhang, Shaoqing Ren, and Jian Sun, “Deep residual learning for image recognition,” in *Proceedings of the IEEE conference on computer vision and pattern recognition*, 2016.
- [18] Tong He, Zhi Zhang, Hang Zhang, Zhongyue Zhang, Junyuan Xie, and Mu Li, “Bag of tricks for image classification with convolutional neural networks,” in *Proceedings of the IEEE/CVF conference on computer vision and pattern recognition*, 2019, pp. 558–567.
- [19] CLIC19, “Challenge on learned image compression 2019,” <https://clic.compression.cc/2019/challenge/>, 2019.
- [20] Diederik P Kingma and Jimmy Ba, “Adam: A method for stochastic optimization,” *arXiv preprint arXiv:1412.6980*, 2014.
- [21] Emilien Dupont, Hrushikesh Loya, Milad Alizadeh, Adam Golinski, Yee Whye Teh, and Arnaud Doucet, “COIN++: data agnostic neural compression,” *CoRR*, vol. abs/2201.12904, 2022.
- [22] Yibo Yang and Stephan Mandt, “Computationally-efficient neural image compression with shallow decoders,” in *IEEE/CVF International Conference on Computer Vision, ICCV 2023*, pp. 530–540, IEEE.