

# Spontaneous Symmetry Breaking and Panic Escape

C. S. Kim\*

*Department of Physics and IPAP, Yonsei University, Seoul 03722, Korea*

Claudio Dib†

*Dept. of Physics and CCTVal, Federico Santa Maria Technical University, Valparaíso, Chile*

Sechul Oh‡

*University College, Yonsei University, Incheon 21983, Korea*

(Dated: March 21, 2024)

## Abstract

Panic-induced herding in individuals often leads to social disasters, resulting in people being trapped and trampled in crowd stampedes triggered by panic. We introduce a novel approach that offers fresh insights into studying the phenomenon of asymmetrical panic-induced escape. Our approach is based on the concept of Spontaneous Symmetry Breaking (SSB), a fundamental governing mechanism in the Physical Sciences. By applying the principles of SSB, we elucidate how asymmetrical panic-induced herding in individuals occurs. We highlight that understanding panic escape and preventing catastrophic situations can be achieved through two crucial parameters: “population density” control and “communication (or information transfer)” among individuals in a crowd. The interplay of these two parameters is responsible for either breaking or restoring the symmetry of a system. We describe how these parameters are set by design conditions as well as crowd control. Based on these parameters, we discuss strategies for preventing potential social disasters caused by asymmetrical panic escape.

---

\*Electronic address: cskim@yonsei.ac.kr

†Electronic address: claudio.dib@usm.cl

‡Electronic address: scohph@yonsei.ac.kr

## I. INTRODUCTION

Panic [1] is an intense surge of fear that overwhelms the ability to think clearly and logically, overtaking it with acute anxiety, uncertainty, and frenzied agitation akin to a fight-or-flight response. It can strike individuals unexpectedly or emerge abruptly among large groups as mass panic, which is closely linked to herd behavior. Panic, as a specific type of collective behavior, arises in contexts where resources are scarce or diminishing, such as in situations with *high* group density and *limited* communication. Individuals in a state of panic exhibit maladaptive and persistent collective actions, including blocking and dangerously overcrowding, behaviors thought to spread through social contagion.

Helbing et al. [2] provide an overview of the typical characteristics associated with escape panics. These features include individuals moving or attempting to move much more rapidly than usual, the formation of congestion or blockages among people, a tendency toward collective behavior, and a failure to consider alternative exits in emergency situations. The occurrences observed in panic situations often differ significantly from those in normal circumstances. Panic frequently triggers crowd stampedes, leading to serious social catastrophes [3–5]. One recent tragic instance of a panic-induced disaster is the Halloween crush that occurred among panicked individuals in South Korea [5].

The panic phenomenon has been the subject of numerous systematic studies, both in theory and experiment. Notable theoretical studies include the works of Helbing et al. [2], Burstedde et al. [6], Tajima and Nagatani [7], Kirchner and Schadschneider [8], and Perez et al. [9]. On the experimental front, researchers such as Saloma et al. [10], Helbing et al. [11], and Altshuler et al. [12]. have contributed to this area of research.

In particular, Helbing et al. [2] introduced a theoretical framework for the dynamics of panic founded on a generalized (physical-social) force model that considers the collective behavior of panic escape as self-propelled many-particle systems. They explored scenarios involving congestion arisen from panic by simulating the dynamics of pedestrian crowds, predicting the phenomenon of panic-induced symmetry breaking in situations where pedestrians attempt to escape from a smoke-filled room with two exits. In a detailed formulation the authors proposed a dynamical approach to explain the panic escape behavior, involving various interaction forces

in equations of motions as [2]:

$$m_i \frac{d\vec{v}_i}{dt} = m_i \frac{v_i^0(t)\vec{e}_i^0(t) - \vec{v}_i(t)}{\tau_i} + \sum_{j(\neq i)} \vec{f}_{ij} + \sum_W \vec{f}_{iW}. \quad (1)$$

Here  $m_i$  and  $\vec{v}_i$  are the mass and velocity of the pedestrian  $i$ , respectively. Also  $v_i^0$ ,  $\vec{e}_i^0$  and  $\tau_i$  denote a certain desired speed, a certain direction, a certain characteristic time of the pedestrian  $i$ , respectively. The interaction forces  $\vec{f}_{ij}$  and  $\vec{f}_{iW}$  contain many free parameters as well:

$$\vec{f}_{ij} = \{A_i \exp[(r_{ij} - d_{ij})/B_i] + kg(r_{ij} - d_{ij})\} \vec{n}_{ij} + \kappa g(r_{ij} - d_{ij}) \Delta v_{ji}^t \vec{t}_{ij}, \quad (2)$$

$$\vec{f}_{iW} = \{A_i \exp[(r_i - d_{iW})/B_i] + kg(r_i - d_{iW})\} \vec{n}_{iW} - \kappa g(r_i - d_{iW}) (\vec{v}_i \cdot \vec{t}_{iW}) \vec{t}_{iW}. \quad (3)$$

For the detailed definition of all these parameters, we refer to Ref. [2]. As seen in the above equations, this detailed dynamical approach involves so many free parameters that predictability<sup>1</sup> becomes quite small without some simplifying assumptions. Therefore the reduction of the number of independent parameters is desirable in order to increase predictability. In the study conducted by Altshuler et al. [12], experiments were conducted using escaping ants as a model for pedestrians to demonstrate and validate the predictions made by Helbing et al. [2].

In this work we describe the phenomenon of panic-induced escape as a case of spontaneous breakdown of a symmetry of the system. Spontaneous Symmetry Breaking (SSB) is a well known mechanism that occurs in several other phenomena of collective behavior in the physical sciences. Moreover, due to its general character, the formulation of SSB, instead of trying to formulate in detail the dynamics of each individual component of the system, exploits the *symmetries* of the system in terms of some global or average variables in terms of which the symmetry could be exhibited. The formulation of a multiparticle system in terms of a global variable that represents the average of the system is sometimes called a *mean field approximation*. In terms of such a global variable, the asymmetric behavior can be explained with the concept of *spontaneous symmetry breaking* (SSB) [13, 14], or *hidden symmetry*, where the laws that govern the system have some symmetry, but this symmetry is not manifested in the actual states of the system.

We will show that panic escape phenomena, which are known to exhibit an asymmetric behavior, can be formulated in terms of the SSB mechanism, where the onset of the asymmetric behavior arises from two critical factors in a crowd of individuals: *high population density* and

---

<sup>1</sup> Predictability can be defined as “the number of observables minus the number of parameters”.

*limited external information.* We will show how specific combinations of these two factors lead to either the breakdown or restoration of symmetry in such a system.

The structure of this paper is as follows: In Section II we quote an experiment done with a population of ants that is representative of panic escape of crowds, and show that it exhibits the mechanism of spontaneous symmetry breakdown. In Section III we give a brief overview of the SSB concept and its general formulation. In Section IV, we apply the SSB formulation to the case of panic in crowds of ants that was quoted in Section II. In Section V we elaborate on the variables that could be controlled to avoid catastrophic situations caused by panic responses of crowds, and comment on strategies to prevent potential social disasters arising from asymmetrical panic-induced escape. Finally in Section VI we state our conclusions.

## II. PANIC-INDUCED ESCAPE: THE ANTS EXPERIMENT

The phenomenon of herding is a common feature of collective behavior observed in various species during panic situations, including humans. Theoretical predictions [2] have suggested that when individuals are in a confined space during a panic, it can lead to an asymmetrical use of two identical exit doors. In a study conducted by Altshuler et al. [12], they provided experimental evidence to validate the occurrence of asymmetrical panic escape. Ants were used as a model to represent pedestrians in these experiments, as shown in Fig. 1. In high panic conditions, the majority of ants preferred one exit over the other, resulting in a “symmetry-broken” or asymmetrical behavior. Conversely, in low panic conditions, the ants exhibited nearly equal usage of both exits, approaching a “symmetric” pattern. This observation demonstrates the panic-induced asymmetry in ant escape behavior.

The phenomenon of panic tends to occur in crowded areas or large groups during emergencies where, due to anxiety and confusion, individuals exhibit a common behavior by imitation. Panic situations may exhibit the following characteristics: (1) Group behavior: In panic situations, individuals tend to follow similar behavioral patterns within a group; this is commonly observed in large events or emergency situations. (2) Neglect of alternative exits: Despite the presence of alternative exits, individuals in panic situations may ignore them and move all in a specific direction. (3) Increased speed: In panic situations, individuals attempt to move faster than usual, which can increase the likelihood of accidents.

**Possible Sources of Panic:** Panic can occur in various situations and the causes are diverse

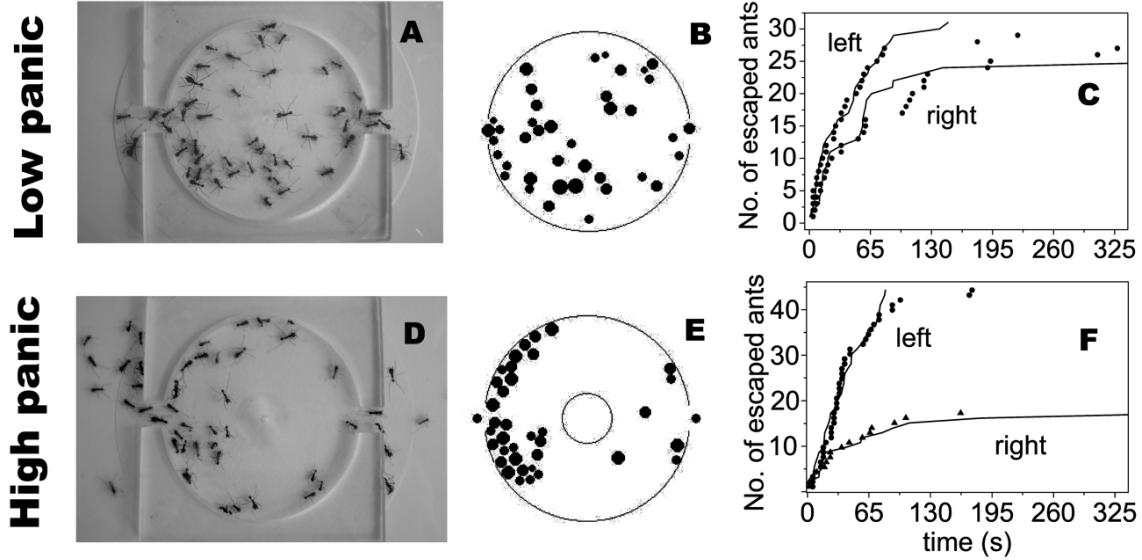


FIG. 1: Ants escaping from a chamber with two exits symmetrically positioned under low and high panic conditions, adapted from Ref. [12].

and moreover can interact with each other, and measures can be taken for prevention and preparedness to mitigate and manage panic. The sources of panic can be broadly categorized into two groups: external (extra) panic sources and internal (intra) panic sources.

External panic sources include: sudden emergency situations such as fires or smoke hazards [15, 16], seismic events like earthquakes [17], water-related risks [18], incidents by chemicals like repellents, pheromones [12, 19], airborne toxins or gases [20, 21], incidents by physical elements like temperature [22, 23] or lighting conditions [24], risks by biological factors such as ants [25] or wasps, and violent incidents; large-scale events such as crowded events or festivals with physical barriers or obstacles [26–32], psychological triggers such as fear, anxiety or impatience [33]; loud noises and chaos; the exchange of information or signals among individuals through various forms of signage or communication [34–42].

In contrast, internal or inner sources causing panic include: high population density [2, 15, 18, 24, 26, 27, 33, 35–37, 47–50]; the group’s size or degree of herding [43–46]; mass movements such as delays in public transportation or traffic congestion; group behavior in situations of heightened entropy.

We will show that a valuable understanding of panic-induced escape phenomena as the one described above can be achieved by considering two fundamental factors: *population density* related to internal sources, denoted by a parameter  $\rho$ , and *external information transfer* con-

nected to external sources, represented by a parameter  $f$ . For instance, the phenomenon of ants escaping under high panic conditions occurs when there is a combination of *high* density  $\rho$  and very *limited* external information  $f$  available among them. The external panic sources impact mainly on the parameter  $f$ , while the internal sources affect the parameter  $\rho$ .

In the following section, we will explore how these two factors,  $\rho$  and  $f$ , are related to the mechanism of SSB.

### III. THE CONCEPT OF SPONTANEOUS SYMMETRY BREAKING

In this section we provide a concise overview of the core concept of *spontaneous symmetry breaking* (SSB) [13, 14], which will be a key idea of the present work to explain the panic-escape phenomenon.

In Physics, a *symmetry* is the name of a transformation that leaves invariant the governing rules (laws of motion) of a physical system. For example, if we consider the motion of a ball inside a hemispherical bowl, the governing laws of the system are invariant under rotations around a vertical axis (see Fig. 2). The symmetry does not mean that the motion itself (a state of the system) has to be invariant, but it means that it transforms into another, similar motion with the same energy; for example, if the ball oscillates back and forth in a given vertical plane, a rotation of the system around the vertical axis implies that the ball would oscillate in a different vertical plane. However the *ground state* (the state of minimal energy or the most

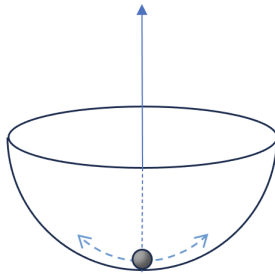


FIG. 2: An example of a system with symmetry: ball moving inside a hemispherical bowl. the system is invariant under rotations around the vertical axis. The oscillating motion of the ball on any given vertical plane would transform to a similar oscillating motion but on another vertical plane. However, the state of minimal energy (ball at rest at the bottom of the bowl) is unique and invariant under the symmetry transformation.

stable state), which in this case corresponds to the ball at rest at the bottom of the bowl, *is* invariant under rotations. In such case, where not only the laws are invariant but the ground state is invariant as well, we say that the symmetry is explicit.

In contrast, *spontaneous symmetry breaking* (SSB) refers to the case where a system’s stable state does *not* exhibit the symmetry of the laws of motion: if we apply the transformation, we obtain another ground state, different than the previous one and not symmetric either, but otherwise equivalent as the previous one. Since what one directly observes in the physical world is the state, not the laws that govern it, we say that the symmetry is *hidden* or *spontaneously broken*, due to the arbitrary selection of a ground state that shows no symmetry.

An example similar to the above of the ball inside the bowl, but which exhibits SSB, is that of a pen standing vertically on its tip on a flat horizontal surface (see Fig. 3). The laws of this system are also invariant under a rotation around the vertical axis, however the vertical position of the pen is unstable: it will fall and lie horizontally on the surface. It can fall in any direction, all of them equivalent, but whatever that direction is, it breaks the symmetry: the state of minimal energy does not exhibit invariance under rotations around a vertical axis. Such a rotation will transform the state into a different one, albeit with the same energy. Many other well-known examples of SSB exist in Nature, such as a ferromagnetic material below the Curie temperature [51] where a spontaneous direction of magnetization appears.

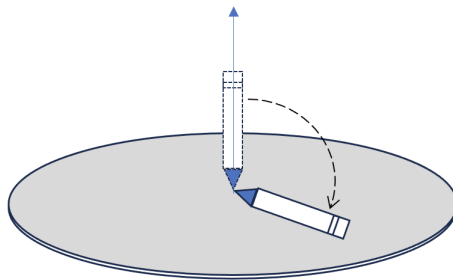


FIG. 3: An example of SSB: a pen standing vertically on its tip is unstable: to reach its minimal energy it will fall into a horizontal position, thus pointing into some direction. Although the system has a symmetry around the vertical axis (any direction is equivalent), the state of minimum energy breaks that symmetry.

In this study, we demonstrate that panic behaviors, such as ant escape during panic, bank runs, and panic-induced stampedes, naturally result from SSB, but before we go into the

specifics of panic escape, let us describe a formulation common to many SSB phenomena. For this purpose we just need two ingredients: a global variable that reflects the symmetric or asymmetric state of the system (sometimes called the *order parameter*), which here we generically denote as  $\phi$ , and a potential energy function (or more generally a *cost function*)  $V(\phi)$  that the dynamics of the system seeks to minimize.

Analogous to mechanical systems where the forces push towards the minimum of the potential energy, in a broad sense the cost function represents some quantity, property or sensation that the individuals seek to minimize through their actions. The actions of the individuals (moving in crowds, trying to escape, etc) change the value of the order parameter, which will end up settling at the minimum of the cost function,  $V(\phi)$ . The value of  $\phi$ , which represents the state of the system, should also reflect the condition of symmetry, either manifest or hidden (spontaneously broken). More specifically, the symmetry of the system must be a transformation of the state  $\phi$  that leaves laws of the system, i.e.  $V(\phi)$ , invariant. In the case of the ants that escape to the right or to the left (considering only a one-dimensional system), the symmetry transformation can be chosen to be a sign change  $\phi \rightarrow -\phi$ , and  $V(\phi)$  must be invariant under it:  $V(\phi) = V(-\phi)$ . In order to characterize SSB, it is enough to consider a polynomial in  $\phi$  with quadratic and quartic terms only:

$$V(\phi) = (\rho_c - \rho)\phi^2 + f\phi^4, \tag{4}$$

where we have called  $(\rho_c - \rho)$  and  $f$  the respective coefficients. Now, for this formulation to describe our ants system, we need to give meaning to each of these quantities.

As mentioned above, the cost  $V(\phi)$  represents an undesirable or unpreferred perception that the ants seek to minimize and, as in most SSB formulations, we conjecture that  $V(\phi)$  has a quartic and a quadratic term. The quartic term,  $f\phi^4$ , has a minimum at  $\phi = 0$  and, as  $\phi$  moves away from zero, grows symmetrically in both the positive and negative directions. This term represents some external rule, law, or information that the ants would prefer to obey, i.e. minimize its cost, by keeping  $\phi$  as close to zero as possible. The strength of this rule or information is parameterized by the constant  $f$ . On the other hand, the quadratic term  $(\rho_c - \rho)\phi^2$ , represents another cost, related to a message or interaction the ants receive from their neighbors. The parameter  $\rho$  represents the density of ants in the system, or similarly the intensity of the effect of nearest neighbors on a given ant. The coefficient of the quadratic term is written as  $(\rho_c - \rho)$ , so that the constant  $\rho_c$  is the critical value of the density parameter  $\rho$ , for



which the quadratic term changes sign: for densities below  $\rho_c$  the quadratic term is minimal at  $\phi = 0$ , just as the quartic term, but for densities above  $\rho_c$  the quadratic term is maximal at  $\phi = 0$  and lower costs are reached for values away from the symmetric point  $\phi = 0$ . This is the case of SSB: the symmetry is spontaneously broken; the high density in the panic situation causes an asymmetric stampede, where the ants prefer to follow their neighbors instead of the external information.

In this way, if  $\rho < \rho_c$ , both costs are minimal at  $\phi = 0$ , and the ants will tend to distribute symmetrically around the center of the region (see Fig. 4, left). Under a need to leave the region, they will migrate symmetrically to the left and right exits. In the sense of costs, the ants will feel more comfortable (less costly) by obeying the global information set by  $f$ .

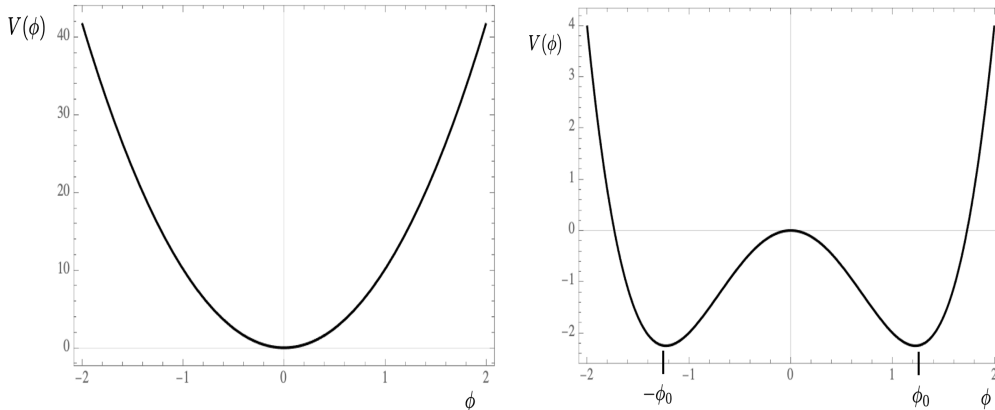


FIG. 4: Cost function  $V(\phi)$  in two scenarios: Left: symmetric scenario where  $\rho < \rho_c$  and therefore the minimum of  $V$  is at  $\phi_0 = 0$ . Right: broken symmetry scenario where  $\rho > \rho_c$  and therefore  $\phi_0 \neq 0$ . The scales are in arbitrary units.

However, if the density  $\rho$  happens to be larger than the critical value  $\rho_c$ , something different happens: the quadratic term has lower costs as  $\phi$  moves away from zero, and one finds that the minimum cost  $V$  is found for two non-zero values  $\phi = \pm\phi_0 \neq 0$ , where

$$\phi_0 \equiv \sqrt{\frac{(\rho - \rho_c)}{2f}}. \quad (5)$$

In this case, the effect of a large  $\rho$  (i.e. many near neighbors) overrides the tendency of global information given by  $f$  and, in panic, the ants follow the local crowd creating an asymmetry in their distribution. When  $\phi$  settles at the minimum of  $V$ , either at  $+\phi_0$  or  $-\phi_0$ , it is said that

the system shows *spontaneous symmetry breaking*: the physical laws that govern the system are *symmetric* or invariant under a transformation, which in this case is the *reflection*  $\phi \rightarrow -\phi$ , but the state where the system settles does not exhibit the symmetry (see Fig. 4, right). As can be also seen in Fig. 4 and Eq. (5), by making the value  $(\rho - \rho_c)/2f$  smaller we tend to restore the symmetry, i.e. the asymmetrical  $V(\phi)$  becomes near symmetric.

In summary, in the SSB case the physical laws in this system, which are given by the cost function  $V(\phi)$ , satisfy the symmetry  $V(\phi) = V(-\phi)$ , but the state where the system settles (i.e. the way the world looks like) is not symmetric: although the ant configurations with  $\phi = \phi_0$  or  $\phi = -\phi_0$  are equivalent in terms of minimum cost, they are not the same configuration and neither of them exhibits the symmetry: instead, the transformation takes us from one non-symmetric configuration to the other. That is precisely what characterizes a system with spontaneous symmetry breaking (SSB). Up to here our state variable  $\phi$  indicates whether we are in a symmetric or spontaneously broken phase, but it is still an abstract variable.

To complete the formulation of SSB applied to the ant stampede, we need to define the physical meaning of the state variable  $\phi$ , which we do in the following section.

#### IV. FORMULATION OF PANIC ESCAPE IN TERMS OF SSB

##### A. The SSB Formulation:

Here we want to formulate the problem in terms of a single variable, the order parameter  $\phi$ , yet to be identified with a physical quantity of the system of ants. Let us consider a 1-dimensional scenario where the ants are confined to a segment of the X axis,  $x \in [-L, L]$  and assume there are exits at both ends (possibly narrow exits that the ants would jam if they try to exit all at once).

The configuration of ants in the region can be described by a distribution  $n(x)$ , so that  $n(x)dx$  is the number of ants between  $x$  and  $x + dx$ . We can assume, just for illustration purposes, that the initial distribution is gaussian with average position  $\bar{x}$  and width  $\sigma$ :

$$n(x) = \frac{N}{\sqrt{2\pi\sigma^2}} e^{-\frac{(x - \bar{x})^2}{2\sigma^2}}. \quad (6)$$

Here  $N$  is the total number of ants if we assume that the region is large enough ( $L \gg \sigma$ ):

$$N = \int_{-L}^L n(x) dx, \quad (7)$$

and the average position  $\bar{x}$  corresponds to

$$\bar{x} = \frac{1}{N} \int_{-L}^L n(x) x dx. \quad (8)$$

A full dynamic treatment would be necessary to determine the time evolution of the distribution,  $n(x, t)$ , subject to the interaction of each of the ants with external information as well as the interactions among one another (neighbor interactions). In such treatment one should consider ants moving with different velocities, which could continually change due to the interactions among them. However, as a simplification we want to treat the panic behavior in terms of a single “mean field”, similarly as to how ferromagnetism is treated by means of an average magnetization, even though it is the average result of a myriad of atomic magnets continually interacting with each other and flipping directions. In our case, the mean field that describes collectively the ants behavior will be a quantity  $\phi$ , proportional to the net flux (which we just call *flux* for simplicity):

$$\phi = \int n(x) v(x) dx, \quad (9)$$

where  $v(x)$  is the velocity of the ants in the region  $x \rightarrow x + dx$ .

To simplify local details even further, let us assume that all the ants move at the same speed  $v$ , some of them to the right ( $v_x = +v$ ) and the others to the left ( $v_x = -v$ ). Let us then call  $n_R(x)$  and  $n_L(x)$  the distributions of *right-moving* ants and *left-moving* ants, respectively, so that the total distribution is

$$n(x) = n_R(x) + n_L(x). \quad (10)$$

In this simplified scenario, the flux is given by:

$$\phi = \int (n_R(x) - n_L(x))v dx = (N_R - N_L) v. \quad (11)$$

Here  $N_R$  and  $N_L$  are the total number of right-movers and left-movers, respectively. We will consider that the ants get the urge to escape at  $t = 0$  and start moving at their chosen speed from then on. This consideration corresponds to a model where the ants, in average, do not change their direction once they start moving, and so  $N_R$  and  $N_L$  are constant from the moment

the ants are in the need to escape. In this way, if  $n_R^{(0)}(x)$  and  $n_L^{(0)}(x)$  are the distributions of right-movers and left-movers at  $t = 0$ , at later times these distributions will simply be:

$$n_R(x, t) = n_R^{(0)}(x - vt), \quad n_L(x, t) = n_L^{(0)}(x + vt). \quad (12)$$

From here it is easy to show that the average position of the ants as a function of time for  $t > 0$  is

$$\bar{x}(t) = \bar{x}(0) + \frac{\phi}{N}t, \quad (13)$$

at least until the time they reach the exits and possibly must slow down or even jam the exit. We will disregard this effect because we are not interested in the jamming or other consequences of panic, but only on the onset of the behavior.

Let us now consider the symmetry of the problem and the spontaneous breaking of it. Let us start at  $t = 0$  with a distribution  $n(x)$  which is symmetric, i.e.  $n(x) = n(-x)$ , and consider that at that instant, the ants have the urge to escape, each one moving with a speed  $v$ , either to the left or to the right.

A rigorous definition of symmetry is that the whole distribution should remain symmetric for any  $t > 0$ , i.e.  $n(x, t) = n(-x, t)$ . This symmetry condition occurs if and only if the distributions of right- and left-movers are functions that satisfy the relation:

$$n_R^{(0)}(x) = n_L^{(0)}(-x), \quad (14)$$

which in turn implies  $N_R = N_L$  for the total number of left- and right-movers, and also implies that the net flux is zero:  $\phi = 0$ . In contrast, an asymmetric distribution appears if and only if the condition in Eq. (14) is not satisfied. Instead of this rigorous definition of symmetry in terms of the distribution, namely  $n(x, t) = n(-x, t)$ , we can just consider the symmetry in a weaker sense by demanding only the integral condition  $N_R = N_L$ . In such case the spatial distribution of ants may not look symmetric, but still we find the average position to be zero,  $\bar{x}(t) = 0$ , and the net flux to vanish as well,  $\phi = 0$ . In contrast, an asymmetric scenario will be one where  $N_R \neq N_L$ , and as a consequence  $\bar{x} \neq 0$  and  $\phi \neq 0$ . From now on we will consider the symmetry in this weak sense only.

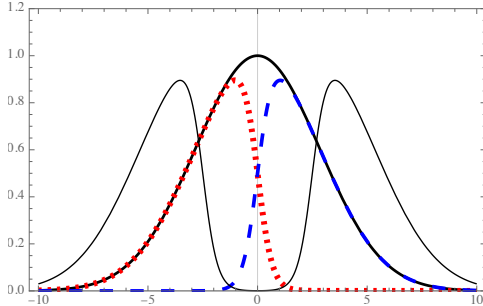


FIG. 5: Example of a symmetric distribution  $n(x)$  at  $t = 0$  (solid thick black) and at a later time (solid thin black). The left-mover (red dotted) and right-mover (blue dashed) distributions  $n_L^{(0)}(x)$  and  $n_R^{(0)}(x)$  are also shown. The normalization and distance units are arbitrary.

### B. No panic: a symmetric escape

Let us first consider an example of symmetry state, i.e. the right- and left-moving densities satisfy  $n_R^{(0)}(x) = n_L^{(0)}(-x)$  [see Fig. 5]. In this example, these densities are not symmetric, but the sum is symmetric because Eq. (14) is satisfied. Consequently  $N_L = N_R$  for  $t > 0$  and the symmetry is preserved.

In Fig. 5 we use a skewed gaussian to represent the right- and left-mover densities:

$$n_R^{(0)}(x) = n_L^{(0)}(-x) = \frac{e^{-x^2/16}}{1 + e^{-3x}}, \quad (15)$$

neither of them symmetric around  $x = 0$ . However the total distribution at  $t = 0$  is symmetric under  $x \rightarrow -x$ :

$$n(x) \equiv n_R^{(0)}(x) + n_L^{(0)}(x) = e^{-x^2/16}, \quad (16)$$

and at later times  $t$ :

$$n(x, t) \equiv n_R^{(0)}(x - vt) + n_L^{(0)}(x + vt) \quad (17)$$

it remains symmetric due to the condition  $n_R^{(0)}(x) = n_L^{(0)}(-x)$ , as it can be easily shown.

This is an example where the flux  $\phi$  settles at  $\phi_0 = 0$ . Recall from Section III that we have called  $\phi_0$  the preferred flux, i.e. the flux that minimizes the cost function  $V(\phi)$ . For  $\phi_0 = 0$  to be the value that minimizes the cost function, as shown in Section III, we should be in the regime where the density parameter is below the critical value,  $\rho < \rho_c$ .

In this regime, ants move to the right and left in the same amounts. According to experiments, such symmetric scenario would correspond to an escape where panic is not dominating the crowd.

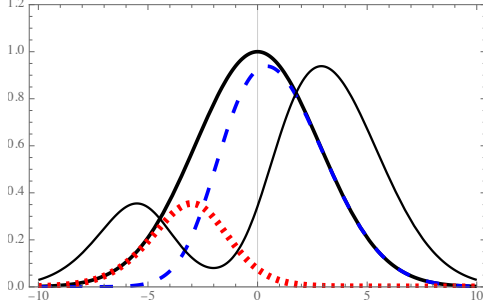


FIG. 6: Example of a symmetric distribution  $n(x)$  at  $t = 0$  (solid thick black) which is not symmetric at later times (solid thin black): the integral of right movers  $n_R^{(0)}$  (blue dashed) is larger than the integral of left movers  $n_L^{(0)}$  (red dotted). The normalization and distance units are arbitrary.

### C. Panic: an asymmetric escape

Now consider an asymmetric evolution. Within our approximation, this means necessarily  $N_L \neq N_R$ , which in turn means that the integrals of  $n_R^{(0)}(x)$  and  $n_L^{(0)}(x)$  must be different. Without loss of generality, let us assume  $N_R > N_L$ . As shown in Fig. 6, we have used

$$n_R^{(0)}(x) = \frac{e^{-x^2/16}}{1 + e^{-(x+3)}}, \quad n_L^{(0)}(x) = \frac{e^{-x^2/16}}{1 + e^{(x+3)}}. \quad (18)$$

Consequently, the integral of  $n_R^{(0)}(x)$  (blue dashed curve) is larger than the integral of  $n_L^{(0)}(x)$  (red dotted curve), so that  $N_R > N_L$ .

With these right- and left-mover distributions, the total distribution at  $t = 0$ ,  $n(x) = n_R^{(0)}(x) + n_L^{(0)}(x)$  (solid thick black curve) is still symmetric:  $n(x) = e^{-x^2/16}$ . However, because of  $N_R > N_L$ , at later times the total distribution is no longer symmetric (solid thin black curve): there are more right-movers than left-movers. This asymmetry implies that now the flux, according to Eq. (11), is non-vanishing. This flux should correspond to a  $\phi_0 \neq 0$  that minimizes the cost function  $V(\phi)$ . As shown in Section III, this case should correspond to a density parameter higher than the critical value,  $\rho > \rho_0$ , and to a scenario of spontaneously broken symmetry: The transformation  $x \rightarrow -x$  is still a symmetry of the laws of motion but it is no longer a symmetry of the state of minimum cost. We know it is the case of a hidden (or spontaneously broken) symmetry and not simply a case of no symmetry at all because, even when the state of minimum cost we found is not symmetric, there is a *degeneracy*: the symmetry transformation  $x \rightarrow -x$  takes us from one state of minimum cost (flux  $\phi = \phi_0$ ) to another state with equally minimum cost but opposite flux ( $\phi = -\phi_0$ ).

## V. PREVENTING ASYMMETRICAL PANIC-INDUCED DISASTERS

Panic situations can often have serious social consequences such as large-scale injuries or fatalities, sometimes requiring governments or other organizations to consider appropriate responses and preventive measures. Through measures such as exit planning, education, information dissemination, and crowd management, panic situations can be mitigated and prevented, reducing the risk of social disasters. Research and efforts to address panic play a vital role in protecting the safety and well-being of society as a whole.

Methods for preventing panic in general may include (1) *Exit and evacuation planning*: Large-scale events or crowded areas require clear plans and measures for exits and evacuation. Proper placement, the number of exits, and appropriate signage can help people safely evacuate during emergencies. (2) *Education and training*: Education and training on evacuation procedures and safety measures during emergencies are essential. Education and training can enhance understanding of panic situations and effective responses. (3) *Communication and information dissemination*: Rapid and effective information dissemination is crucial during emergencies. Establishing communication methods and providing real-time information to people is necessary in large-scale events or crowded areas. (4) *Crowd management and control*: Effective crowd management and control are essential in large-scale events or venues. Crowd management plays a significant role in preventing panic situations.

As formulated in the preceding sections, our approach highlights that, in panic scenarios, specific combinations of two parameters,  $f$  (external information) and  $\rho$  (internal density), lead to SSB scenarios, i.e. scenarios of asymmetric escape where the possibility of panic-induced disasters are more likely. Going back to the SSB scenarios where  $\rho > \rho_c$ , from Eq. (5) we see that the asymmetry is stronger (larger  $\phi_0$ ) as  $\rho$  gets larger (more influence of neighbors) and  $f$  gets smaller (less external information).

Referring to the stable or minimal cost solution  $\phi = 0$  (symmetric case) or  $\phi = \pm\phi_0$  (asymmetric case) provided in Eq. (5) and the graph depicting the cost function  $V(\phi)$  shown in Fig. 4, it becomes evident that asymmetric escape scenarios occur when  $\rho > \rho_c$ . In other words, there must be a critical density value,  $\rho_c$ , above which the panic escape becomes asymmetric and the influence of near neighbors dominate, disregarding or ignoring external information. The actual value of  $\rho_c$  will depend on the system, and it could be even zero, meaning that the symmetry will be spontaneously broken for any  $\rho$ . These are the SSB scenarios where panic dominates. In

contrast, for densities below  $\rho_c$ , the escape is symmetric, where we interpret that the external information is properly followed and the escape is safer.

As shown by the ant experiment, the escape situation may lead to disaster if the escape is highly asymmetric. Therefore, in order to prevent the disaster, ideally one should restrict the density of individuals  $\rho$  to be below the critical value  $\rho_c$ , as long as that critical value is known. The critical value  $\rho_c$  should depend on characteristics of the system –the shape of the place, the number of exits, the characteristics of the individuals including the interactions among them, and so on. Therefore, if the system can be designed beforehand (i.e. a building, a stadium, a neighborhood), the best way to guarantee safety in case of panic situations is to design the place so that a value of  $\rho_c$  as large as possible is attained. Recall that the density combination  $(\rho_c - \rho)$  is the coefficient of the quadratic term in the cost function  $V(\phi)$  [see Eq. (4)]. In our SSB formulation, we interpret that the symmetric case, i.e.  $\phi = 0$ , is the desirable state of the system in case of panic, because it corresponds to the minimum cost given by the quartic term (the term proportional to  $f$ ), which represents the external information, i.e. the information or recommendation of the authorities or experts in case of panic situations. The quadratic term instead, represents the influence of near neighbors in the crowd. The denser the crowd is (larger  $\rho$ ), the stronger the influence on each individual from the behavior of his/her neighbors. Now  $\rho_c$  is the threshold value for  $\rho$ : if  $\rho$  is lower, the influence of the neighbors is still pointing to a symmetric escape, i.e. a reaction similar to what the external rules imply. Instead, if  $\rho$  is above this threshold, the influence of the neighbors is stronger, to the level that the individuals tend to disregard the external rules and spontaneous symmetry breaking (SSB) sets in. However, even in the SSB regime, the effect may not lead to disaster (i.e.  $\phi_0$  small enough) if the external rules are strong enough (i.e. large  $f$ ).

In cases where the value of  $\rho_c$  cannot be determined or when it is estimated to be zero, the prevention of disasters is achieved by increasing  $f$  as well as keeping  $\rho$  low. As shown above, even if there is spontaneous asymmetry in the escape, the size of the asymmetry (i.e the value of  $\phi_0$ ) is reduced if  $f$  is larger.

Therefore, in order to avoid panic disasters, two features can be designed beforehand: (a) an effective set of external rules or information to be followed in case of panic, rules that must be clear and well understood by the individuals and (b) a design of the space that can ensure a large value for the density threshold  $\rho_c$ . Besides that, the population density  $\rho$  should be kept



below the threshold at any time if at all possible.

## VI. CONCLUSION

We have described panic escape scenarios based on an experiment with ants, where disaster is caused by an undesirable reaction of the crowd, which here is identified as an asymmetric stampede in an otherwise symmetric system. Without dealing with specific details of the individuals or the environment, we conjecture that the onset of dangerous panic reactions can be formulated in terms of the general mechanism of Spontaneous Symmetry Breakdown (SSB). This formulation is quite simple, allowing us to identify the main features of the system that can lead to disasters in panic situations, as the parameters of the formulation that lead to the onset of SSB. First is the order parameter, the parameter that exhibits SSB, which here is identified as the average flux during the escape. Then we have  $f$ , the coefficient of the quartic term in the cost function, which represents the external information (the external instructions or rules that should be followed in case of panic situations). Finally we have  $\rho$ , which represents the density of the crowd and which has a threshold value  $\rho_c$  that separates the symmetric regime ( $\rho < \rho_c$ ) from the SSB regime ( $\rho > \rho_c$ ). Considering that the risk of disaster is higher the more asymmetrical the escape is (i.e. the larger the asymmetric flux), in order to avoid such scenario  $\rho_c$  and  $f$  should be as large as possible and  $\rho$  should be kept below the threshold  $\rho_c$ . Specifically,  $f$  increases with better information and instructions in case of panic situations, that should be easily assimilated and clearly followed by the crowd. In turn,  $\rho_c$  depends on design features of the site, such as the shape of the place, the number of exits, and so on. It also could depend on characteristics of the individuals such as culture, habits, tendency to follow others, and so on. The parameters  $\rho_c$  and  $f$  should be considered beforehand, at the moment of design of the site, while a low enough value of  $\rho$  is a condition that must be considered or enforced at all times.

In summary, we have introduced a novel approach based on the mechanism of *spontaneous symmetry breaking* to describe the onset of potentially disastrous outcomes in panic-driven escape situations. Its justification is empirical, based on experiments done with ants. Its advantage is that it contains few but important parameters that determine the onset of the critical scenarios, parameters that in principle can be controlled. Based on these parameters, we conclude strategies for preventing asymmetrical panic-induced escape scenarios that could lead to social disasters.

## ACKNOWLEDGEMENTS

The work of CSK is supported by NRF of Korea (NRF-2022R1A5A1030700 and NRF-2022R1I1A1A01055643). We acknowledge support from Chile grants Fondecyt 1210131 and ANID PIA/APOYO AFB230003.

- 
- [1] <https://en.wikipedia.org/wiki/Panic>
- [2] D. Helbing, I. Farkas, and T. Vicsek, “Simulating dynamical features of escape panic,” *Nature* 407, 487-490 (2000). <https://doi.org/10.1038/35035023>
- [3] N. R. Johnson, “Panic at “The Who Concert Stampede”: an empirical assessment,” *Soc. Problems* 34(4), 362-373 (1987).
- [4] D. Elliott and D. Smith, “Football stadia disasters in the United Kingdom: learning from tragedy?,” *Ind. Environ. Crisis Q.* 7(3), 205-229 (1993).
- [5] J. Lee, “South Korea’s deadly Halloween crush was avoidable, experts say,” *REUTERS*, November 1, (2022).
- [6] C. Burstedde, K. Klauck, A. Schadschneider, and J. Zittartz, “Simulation of pedestrian dynamics using a two-dimensional cellular automaton,” *Physica A* 295, 507-525 (2001). [https://doi.org/10.1016/S0378-4371\(01\)00141-8](https://doi.org/10.1016/S0378-4371(01)00141-8)
- [7] Y. Tajima and T. Nagatani, “Scaling behavior of crowd flow outside a hall,” *Physica A* 292, 545-554 (2001).
- [8] A. Kirchner and A. Schadschneider, “Simulation of evacuation processes using a bionics-inspired cellular automaton model for pedestrian dynamics,” *Physica A* 312, 260-276 (2002). doi:10.1016/s0378-4371(02)00857-9 [arXiv:cond-mat/0203461].
- [9] G. J. Perez, G. Tapang, M. Lim, and C. Saloma, “Streaming, disruptive interference and power-law behavior in the exit dynamics of confined pedestrians,” *Physica A* 312, 609-618 (2002).
- [10] C. Saloma, G. J. Perez, G. Tapang, M. Lim, and C. P. Saloma, “Self-organized queuing and scale-free behavior in real escape panic,” *Proceedings of the National Academy of Sciences of the USA* 100, 11947-11952 (2003).
- [11] D. Helbing, M. Isobe, T. Nagatani, and K. Takimoto, “Lattice gas simulation of experimentally studied evacuation dynamics,” *Phys. Rev. E* 67, 067101 (2003).
- [12] E. Altshuler, O. Ramos, Y. Núñez, J. Fernández, A. J. Batista-Leyva, and C. Noda, “Symmetry breaking in escaping ants,” *Am. Nat.* 166, 643-649 (2005). doi:10.1086/498139
- [13] [https://en.wikipedia.org/wiki/Spontaneous\\_symmetry\\_breaking](https://en.wikipedia.org/wiki/Spontaneous_symmetry_breaking)

- [14] A. J. Beekman, L. Rademaker, and J. van Wezel, “An introduction to spontaneous symmetry breaking,” *SciPost Phys. Lect. Notes* 11 (2019). doi: 10.21468/SciPost-PhysLectNotes.11
- [15] M. Fu, R. Liu, and Y. Zhang, “Do people follow neighbors? An immersive virtual reality experimental study of social influence on individual risky decisions during evacuations,” *Automation in Construction* 126, 103644 (2021). <https://doi.org/10.1016/j.autcon.2021.103644>
- [16] J. Lin, R. Zhu, N. Li, and B. Becerik-Gerber, “How occupants respond to building emergencies: A systematic review of behavioral characteristics and behavioral theories,” *Safety Science* 122, 104540 (2020). <https://doi.org/10.1016/j.ssci.2019.104540>
- [17] A. Tsurushima, “Herd Behavior Is Sufficient to Reproduce Human Evacuation Decisions During the Great East Japan Earthquake,” *Agents and Artificial Intelligence*, pp.3–25 (2021) [https://doi.org/10.1007/978-3-030-71158-0\\_1](https://doi.org/10.1007/978-3-030-71158-0_1)
- [18] Q. Wang, W. Song, H. Xiao, J. Zhang, L. Xia, J. Ma, and S. Cao, “Insight into evacuation from single-exit room in stress: Mice experiment,” *International Journal of Modern Physics C* 32, no.0202, 2150024 (2020). <https://doi.org/10.1142/S0129183121500248>
- [19] S. Wang, W. Lv, and W. Song, “Behavior of Ants Escaping from a Single-Exit Room,” *PLoS ONE* 10(6): e0131784 (2015). <https://doi.org/10.1371/journal.pone.0131784>
- [20] N. Shaikh, K. E. Kakosimos, N. Adia, and L. Véhot, “Concept and demonstration of a fully coupled and dynamic exposure-response methodology for crowd evacuation numerical modelling in airborne-toxic environments,” *Journal of Hazardous Materials* 399, 123093 (2020). <https://doi.org/10.1016/j.jhazmat.2020.123093>
- [21] S. Kenjeres, and S. Zwinkels, “Numerical Modeling of the Macroscopic Behavior of a Crowd of People under Emergency Conditions Triggered by an Incidental Release of a Heavy Gas: an Integrated Approach,” *Flow, Turbulence and Combustion* 103, no.44, 1081 (2019). <https://doi.org/10.1007/s10494-019-00053-9>
- [22] S. Boari, R. Josens, and D. R. Parisi, “Efficient Egress of Escaping Ants Stressed with Temperature,” *PLoS ONE* 8(11): e81082 (2013). <https://doi.org/10.1371/journal.pone.0081082>

- [23] Y.-K. Chung and C.-C.i Lin, “Heat-induced symmetry breaking in ant (Hymenoptera: Formicidae) escape behavior,” *PLOS ONE* 12, no.33, e0173642 (2017). <https://doi.org/10.1371/journal.pone.0173642>
- [24] M. Y. B. Zion, Y. Caba, A. Modin, and P. M. Chaikin, “Cooperation in a fluid swarm of fuel-free micro-swimmers,” *Nature Communications* 13, no.11 (2022). <https://doi.org/10.1038/s41467-021-27870-9>
- [25] H. Xiong, X. Chen, Y. Wen, M. Layne, Z. Sun, T. Ma, X. Wen, and C. Wang, “Escaping and repairing behaviors of the termite *Odontotermes formosanus* (Blattodea: Termitidae) in response to disturbance,” *PeerJ* 6, e4513 (2018). <https://doi.org/10.7717/peerj.4513>
- [26] Y. Liu and Z. Mao, “An experimental study on the critical state of herd behavior in decision-making of the crowd evacuation,” *Physica A: Statistical Mechanics and its Applications* 595, 127087 (2022). <https://doi.org/10.1016/j.physa.2022.127087>
- [27] X. Li, T. Xue, Y. Sun, J. Fan, H. Li, M. Liu, Z. Han, Z. Di, and X. Chen, “Discontinuous and continuous transitions of collective behaviors in living systems,” *Chinese Physics B* 30, no.1212, 128703 (2021). <https://doi.org/10.1088/1674-1056/ac3c3f>
- [28] M. Haghani, “Empirical methods in pedestrian, crowd and evacuation dynamics: Part II. Field methods and controversial topics,” *Safety Science* 129, 104760 (2020). <https://doi.org/10.1016/j.ssci.2020.104760>
- [29] T. Zhang, S.-S. Huang, X.-L. Zhang, S.-X. Lu, and C.-H. Li, “Effect of exit location on flow of mice under emergency condition,” *Chinese Physics B* 28, no.11, 010505 (2019). <https://doi.org/10.1088/1674-1056/28/1/010505>
- [30] T. Zhang, X. Zhang, S. Huang, C. Li, and S. Lu, “Collective behavior of mice passing through an exit under panic,” *Physica A: Statistical Mechanics and its Applications* 496, 233 (2018). <https://doi.org/10.1016/j.physa.2017.12.055>
- [31] Z. Shahhoseini and M. Sarvi, “Collective movements of pedestrians: How we can learn from simple experiments with non-human (ant) crowds,” *PLOS ONE* 12, no.88, e0182913 (2017). <https://doi.org/10.1371/journal.pone.0182913>
- [32] J. Gao, C. Gu, H. Yang, and C. Shen, “Effects of the hierarchical lockdown control measure on the dynamic mechanism of individuals’ locomotor activities,” *Chaos*,

- Solitons & Fractals 175, 113980 (2023). <https://doi.org/10.1016/j.chaos.2023.113980>
- [33] M. Shi, E. W. M. Lee, Y. Ma, W. Xie, and R. Cao, “The density-speed correlated mesoscopic model for the study of pedestrian flow,” *Safety Science* 133, 105019 (2021). <https://doi.org/10.1016/j.ssci.2020.105019>
- [34] J. Lin, N. Li, L.-L. Rao, and R. Lovreglio, “Individual wayfinding decisions under stress in indoor emergency situations: A theoretical framework and meta-analysis,” *Safety Science* 160, 106063 (2023). <https://doi.org/10.1016/j.ssci.2023.106063>
- [35] A. Tsurushima, “Tunnel Vision Hypothesis: Cognitive Factor Affecting Crowd Evacuation Decisions,” *SN Computer Science* 3, no.55 (2022). <https://doi.org/10.1007/s42979-022-01217-7>
- [36] A. Abouee-Mehrzi, S. S. Alizadeh, M. Masoomi, and R. Barazandeh-Asl, “Likely behaviours of people under emergency circumstances in hospitals: A cross-sectional study,” *The International Journal of Health Planning and Management* 37, no.22, 979 (2021). <https://doi.org/10.1002/hpm.3386>
- [37] K. Zia, U. Farooq, M. Shafi, and A. Ferscha, “On the effectiveness of multi-feature evacuation systems: an agent-based exploratory simulation study,” *PeerJ Computer Science* 7, e531 (2021). <https://doi.org/10.7717/peerj-cs.531>
- [38] A. Chen, J. He, M. Liang, and G. Su, “Crowd response considering herd effect and exit familiarity under emergent occasions: A case study of an evacuation drill experiment,” *Physica A: Statistical Mechanics and its Applications* 556, 124654 (2020). <https://doi.org/10.1016/j.physa.2020.124654>
- [39] M. Haghani and M. Sarvi, “Imitative (herd) behaviour in direction decision-making hinders efficiency of crowd evacuation processes,” *Safety Science* 114, 49 (2019). <https://doi.org/10.1016/j.ssci.2018.12.026>
- [40] T. Liu, Z. Liu, Y. Chai, and J. Wang, “Modeling Emotional Contagion for Crowd in Emergencies,” *E-Learning and Games*, pp.161-168 (2019). [https://doi.org/10.1007/978-3-030-23712-7\\_23](https://doi.org/10.1007/978-3-030-23712-7_23)
- [41] Q. Ji, C. Xin, S. X. Tang, and J. P. Huang, “Symmetry associated with symmetry break: Revisiting ants and humans escaping from multiple-exit rooms,” *Physica A: Statistical Mechanics and its Applications* 492, 941 (2018).

<https://doi.org/10.1016/j.physa.2017.11.024>

- [42] M. Haghani and M. Sarvi, “Following the crowd or avoiding it? Empirical investigation of imitative behaviour in emergency escape of human crowds,” *Animal Behaviour* 124, 47 (2017). <https://doi.org/10.1016/j.anbehav.2016.11.024>
- [43] W. Feng, W. Li, T. Zhang, and X. Yao, “Emergency evacuation simulation and test research of civil aircraft complex groups based on the social attribute,” *Xibei Gongye Daxue Xuebao/Journal of Northwestern Polytechnical University* 40, no.44, 853 (2022). <https://doi.org/10.1051/jnwpu/20224040853>
- [44] M. Haghani, M. Sarvi, Z. Shahhoseini, and M. Boltes, “Dynamics of social groups’ decision-making in evacuations,” *Transportation Research Part C: Emerging Technologies* 104, 135 (2019). <https://doi.org/10.1016/j.trc.2019.04.029>
- [45] A. Tsurushima, “Symmetry Breaking in Evacuation Exit Choice: Impacts of Cognitive Bias and Physical Factor on Evacuation Decision,” *ICAART 2019: Agents and Artificial Intelligence*, pp.293-316 (2019) [https://doi.org/10.1007/978-3-030-37494-5\\_15](https://doi.org/10.1007/978-3-030-37494-5_15)
- [46] H. Gayathri, P. M. Aparna, and A. Verma, “A review of studies on understanding crowd dynamics in the context of crowd safety in mass religious gatherings,” *International Journal of Disaster Risk Reduction* 25, 82 (2017). <https://doi.org/10.1016/j.ijdr.2017.07.017>
- [47] G. Li, D. Huan, B. Roehner, Y. Xu, L. Zeng, Z. Di, and Z. Han, “Symmetry Breaking on Density in Escaping Ants: Experiment and Alarm Pheromone Model,” *PLoS ONE* 9(12): e114517 (2014). <https://doi.org/10.1371/journal.pone.0114517>
- [48] Y. Neuman and Y. Cohen, “Unveiling herd behavior in financial markets,” *Journal of Statistical Mechanics: Theory and Experiment*, no.88, 083407 (2023). <https://doi.org/10.1088/1742-5468/aceef0>
- [49] H. Xiao, Q. Wang, J. Zhang, and W. Song, “Experimental study on the single-file movement of mice,” *Physica A: Statistical Mechanics and its Applications* 524, 676 (2019). <https://doi.org/10.1016/j.physa.2019.04.032>
- [50] W. Sulis and Ali Khan, “Contextuality in Collective Intelligence: Not There Yet,” *Entropy* 25, no.88, 1193 (2023). <https://doi.org/10.3390/e25081193>
- [51] Soshin Chikazumi (Author), C. D. Graham (Editor), “Physics of Ferromagnetism”,

Clarendon Press; 2nd Revised ed. edition (April 24, 1997); ISBN-13: 978-0198517764