

Can Large Language Models abstract Medical Coded Language?

Simon A. Lee

Department of Computational Medicine
University of California, Los Angeles
Los Angeles, California, USA 90095
simonlee711@g.ucla.edu

Timothy Lindsey

Bioinformatic IDP
University of California, Los Angeles
Los Angeles, California, USA 90095
timlindsey32@g.ucla.edu

Abstract

Large Language Models (LLMs) have become a pivotal research area, potentially making beneficial contributions in fields like healthcare where they can streamline automated billing and decision support. However, the frequent use of specialized coded languages like ICD-10, which are regularly updated and deviate from natural language formats, presents potential challenges for LLMs in creating accurate and meaningful latent representations. This raises concerns among healthcare professionals about potential inaccuracies or “hallucinations” that could result in the direct impact of a patient. Therefore, this study evaluates whether large language models (LLMs) are aware of medical code ontologies and can accurately generate names from these codes. We assess the capabilities and limitations of both general and biomedical-specific generative models, such as GPT, LLaMA-2, and Meditron, focusing on their proficiency with domain-specific terminologies. While the results indicate that LLMs struggle with coded language, we offer insights on how to adapt these models to reason more effectively.

1 Introduction

The integration of Large Language Models (LLMs) into healthcare research represents a transformative shift in the analysis, interpretation, and utilization of medical data to enhance patient care. With their unparalleled ability to understand and generate human-like text, LLMs are increasingly used in diverse healthcare applications, including parsing (Goel et al., 2023) and summarizing clinical information (Van Veen et al., 2023) and providing clinical decision support (Lee et al., 2024; Cui et al., 2024; Jiang et al., 2023).

However, challenges persist within the complex healthcare ecosystem, particularly regarding the limitations of these technologies in clinical settings (Wornow et al., 2023). A primary concern is the

ability of LLMs to accurately learn latent representations of coded language commonly used in healthcare, which includes various standardized codes such as International Classification of Diseases (ICD) codes, procedure codes (PCT), medication codes, and laboratory codes (Cimino, 1996; Alexander et al., 2003). These codes are organized into structured classification groups and play a critical role, but their regular updates and deviation from typical natural language complicate the ability of LLMs and more broadly machine learning models to develop meaningful and up-to-date representations (Cartwright, 2013). Additionally, the scarcity of publicly available clinical notes poses a challenge for learning these subtle coded patterns due to their limited volume. These specific languages are often overshadowed by clinical abstracts and papers, which typically omit such codes. These documents are commonly used in pre-training efforts aimed at acquiring clinical vocabulary, as demonstrated in several foundation models (Alsentzer et al., 2019; Bolton et al., 2024).

While LLMs may struggle to adapt to recently updated codes, it is incorrect to suggest that these codes are comprised solely of arbitrary alphanumeric characters. The rule-based structure of medical coding systems ensures that each subsequent digit narrows the search for the correct label corresponding to a specific code, as demonstrated in Figure 1. Hence, this work evaluates the capabilities of LLMs in accurately generating names from medical codes. This potential deficiency could affect research groups focusing on summarization, automated billing, and inference-based tasks. It highlights the need for better representation of codes that do not conform to a natural language format, not only in healthcare but across various domains. Although previous research has explored numerical representations (Golkar et al., 2023), to our knowledge, this study is the first to assess the proficiency of LLMs with medical codes.

ICD 10 Code Structure

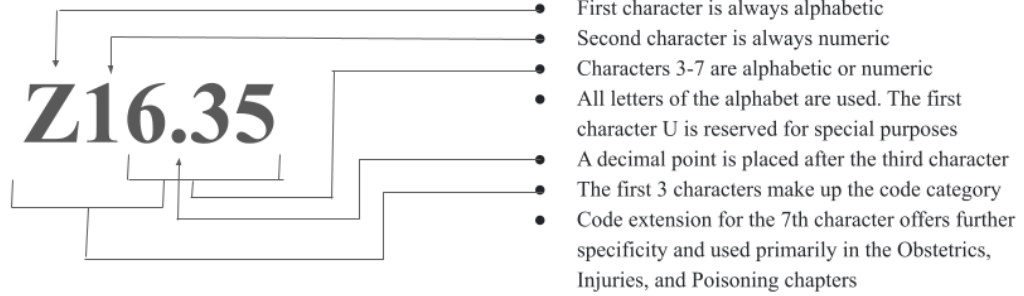


Figure 1: Each Digit in a Medical Code corresponds to an encoded structural meaning

The Significance of Medical Codes in Healthcare

Medical codes are typically entered by healthcare providers into a patient’s Electronic Health Record (EHR). These codes represent standardized protocols that often serve as translations of the notes taken by providers about a patient, and are utilized for various purposes. For instance, ICD codes, a specific type of diagnostic medical code, are frequently used by researchers for statistical analyses. Commercially ICD codes are also used for billing purposes based on medical diagnoses. The healthcare community views automated coding as one of the major potential use cases of AI to healthcare; however, in its current state, the utility seems limited (Soroush et al., 2024). Hence, inaccuracies in these codes are seen as problematic, as LLM technologies are known to produce errors or “hallucinations”. Given the lack of evaluation of these technologies in handling medical codes, this issue represents an important research question within the fields of healthcare and AI.

2 Related Work

2.1 Predicting medical codes from EHR

Research in EHR has advanced through the application of computational techniques to predict and match ICD codes (Lita et al., 2008; Parr et al., 2018), which are critical for various healthcare processes, including billing, epidemiology, and research. The evolution of this field has recently shifted towards employing natural language processing (NLP) techniques to bridge the gap between unstructured patient text and structured International Classification of Diseases (ICD) codes. Early efforts, as demonstrated by (Singaravelan et al., 2021; Atutxa et al., 2017; Jay, 2019; Mullenbach et al., 2018; Uzuner et al., 2010; Spasić et al., 2010; Kavuluru et al., 2015), utilized rule-based

algorithms and sophisticated NLP methods to automate the coding process, aiming to enhance both the accuracy and efficiency of healthcare documentation.

The advent of deep learning and pretrained language models such as BERT has transformed the approach to predicting ICD codes, representing a considerable advancement in the capabilities of this field. Studies by (Samonte et al., 2018; Chen and Ren, 2019; Huang et al., 2022; Amin et al., 2019) highlight the shift towards sophisticated models that leverage pre-trained language representations. These advancements have not only improved the precision of medical code prediction but also deepened the understanding of the complexities of medical language.

2.2 Predicting Y Codes from X Codes

Another popular avenue of research within EHR involves leveraging existing medical codes to predict other relevant medical codes, effectively utilizing one type of code as a predictor for another. This method has seen various implementations, such as using diagnostic codes to anticipate procedure codes, a relationship explored in the works by (Subotin and Davis, 2014; Haq et al., 2017). Additionally, some research has explored combining multiple types of codes to enhance the prediction of disease codes, as demonstrated in the study by (Djennaoui et al., 2015)..

2.3 LLMs and Healthcare

LLMs have increasingly been recognized for their transformative potential in healthcare, as evidenced by recent research (Karabacak and Margetis, 2023). One of the key utilities of LLMs lies in their capability to efficiently summarize clinical texts, a feature that has been highlighted in studies by (Van Veen et al., 2023, 2024).

Prompt: “Give me the corresponding Medical names to these Medical Codes”

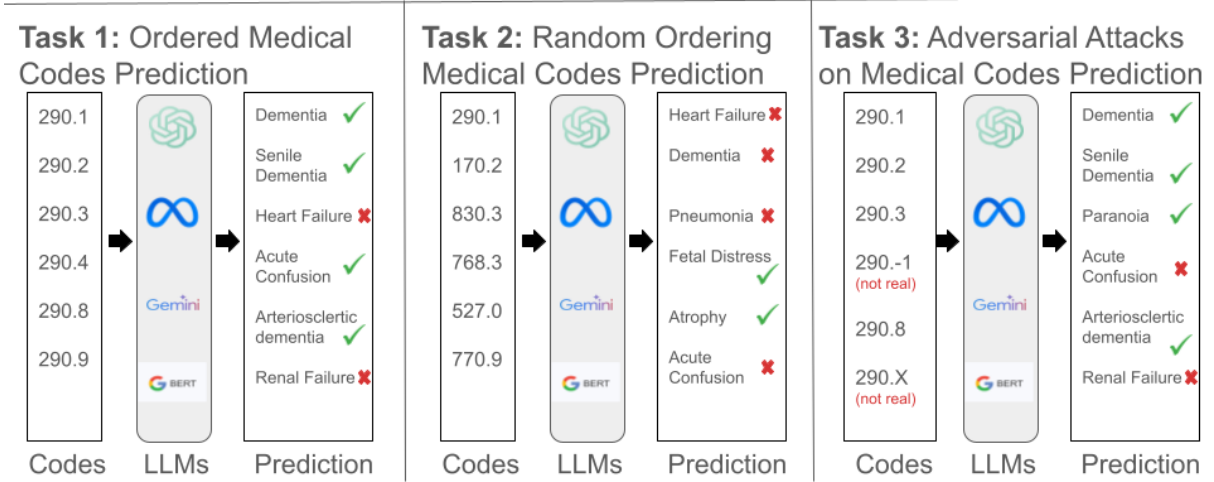


Figure 2: An Overview of the Proposed Experiments to Evaluate the LLMs on Whether or Not They Can Properly Predict (Understand) the Corresponding Medical Codes.

Another area where LLMs have shown considerable promise is in providing decision support. Research conducted by (Chen et al., 2024; Belyaeva et al., 2023) demonstrates how LLMs can aid in constructing meaningful latent features in conjunction with multimodal data inputs, thereby facilitating more accurate predictions.

Named-entity recognition (NER) represents yet another domain where LLMs have made significant advancements. The advent of BERT and its derivatives tailored for medical contexts—such as MedBERT (Liu et al., 2021), ClinicalBERT (Huang et al., 2019; Mulyar et al., 2021), and BioBERT (Lee et al., 2020; Shin et al., 2020)—has led to a surge in models capable of identifying specific terms and concepts within clinical texts. These models have been instrumental in parsing and understanding complex medical documents, enhancing data extraction and processing tasks.

More recently, the development of generative multimodal models such as MedPalm (Tu et al., 2024), Clinical Camel (Toma et al., 2023), and Meditron (Chen et al., 2023), showcases ongoing innovation within the field, offering new avenues for utilizing generative LLMs in healthcare.

3 Methods

In this study, our objective is to determine whether LLMs can accurately generate labels from medical codes alone. We aim to assess the extent to which these models have developed the capability

to understand the underlying structures and ontologies, and to generate text based on these coded languages. Additionally, we are actively working to minimize the generation of “hallucinations” by these models, as accuracy is important in the field of healthcare.

In our analysis, we utilize both commercial and open-source LLMs available on the *Hugging Face* platform, as outlined in Figure 2. Additionally, we have restricted recent models like GPT-4 from accessing the internet during this assessment. Our aim is to investigate whether LLMs pretrained on biological, medical, or clinical data demonstrate a superior ability to learn and predict medical codes, potentially even with fewer parameters. The specific LLMs employed in our study are detailed in Table 1. Our selection criteria focused on a broad range of LLMs, varying in parameter size, domain expertise, and proprietary builds¹. For proprietary models, we utilize APIs to query and generate responses. For open-source models, we use Ollama as a platform to locally interact with LLMs. We use API’s to interact with proprietary models.

We are aware of the continued development of new generative medical models. However, all analyses were conducted in January 2024, and we restricted our model selection to this timeframe.

¹The model parameters and training scheme of GPT-4 are largely unknown.

Table 1: Overview of various language models highlighting their source and parameter size.

Model	Parameters	Source
GPT-4	N/A	Closed Source
GPT-3.5	N/A	Closed Source
Claude 3	N/A	Closed Source
Gemini	N/A	Closed Source
LLaMA 2	70B	Open Source
Mistral 7B	7B	Open Source
Meditron	70B	Open Source
Medllama2	7B	Open Source

3.1 Experimental Design

We structured our experimental design into two specific tasks, each leading to a set of more granular downstream experiments. We anticipate that the complexity of these tasks will increase as the experiments progress further downstream.

Predicting Medical Chapters Our initial experiment assesses whether Large Language Models (LLMs) can identify the categories or "chapters" corresponding to specific medical codes (e.g., ICD9: 001-139 corresponds to 'Infectious and Parasitic Diseases', ICD10 Procedure: 7 corresponds to 'Osteopathic Procedures'). If models can correctly make these distinctions, we hypothesize that LLMs either possess some understanding of the hierarchical structure or have memorized the medical code chapters.

Predicting Medical Codes In our subsequent experiments, which evaluate the granularity of these models, we devised three distinct tests of varying difficulty levels. We included these levels because, in practice, any ICD code could be entered through a user query. Therefore, our aim is to assess and simulate potential real-life scenarios.

1. **A List of Ordered Medical Codes:** Our initial experiment focused on predicting the medical conditions associated with specific ICD codes within the same "chapter" or category. This test evaluates the LLMs' ability not only to recognize the medical codes accurately but also to discern the underlying relationships reflected in their numerical structure. It explores how each subsequent digit in a medical code conveys specific information and adheres to a deliberate design. This experiment

advances our initial hypothesis by suggesting that LLMs may understand the structural logic behind the medical codes, which could indicate the severity of the condition and pinpoint specific anatomical structures. Success in this test might reveal that LLMs either are aware of this inherent structure or have memorized the collection of codes.

2. A Randomly Ordered List of Medical Codes:

Our second experiment simulates a realistic scenario by testing the LLMs' ability to comprehend medical codes, mirroring real-world situations where a patient's clinical history might include lists of ICD codes from various chapters. We tasked each LLM with identifying the conditions associated with each medical code, using a random sample of indices for multiple tests. This test is challenging because the previous or subsequent codes may not provide contextual support for the medical condition in question. Success in this task would demonstrate a more comprehensive understanding.

3. **Adversarial Attack:** Lastly, we designed an experiment to potentially exploit weaknesses in an LLM. Given that LLMs inherently respond to all queries unquestioningly, we introduced a test that intentionally incorporates malicious or fake medical codes among real ones. We created "fake ICD codes" that closely mimic real ICD codes (e.g., by altering the final digit) and then asked the LLM to generate labels for codes it presumed were genuine. This evaluation aimed to exploit potential hallucination behavior and to distinguish correct from incorrect codes. Successfully identifying these fake ICD codes would demonstrate a thorough understanding and awareness of medical coded language.

We further illustrate these experiments by presenting an example query for each experiment in Table 2:

3.2 Data

Since medical codes are standardized across medical institutions, we utilize the open web to extract codes for the International Classification of Diseases (ICD-9/10), Current Procedural Terminology (CPT), medications (often referred to by the National Drug Code, NDC), and laboratory values

Table 2: An example query for each experimental design is provided. Our focus is on detecting "hallucinations," so we conduct several experiments that vary in difficulty from Experiment 1 to 3. **Red text** indicates the malicious examples that we intend to insert into our data for the adversarial attacks experiment.

Experiment	Queries
1. Ordered List	Predict the names of the diagnostics from this list of ICD10 Codes: [A12.01, A12.02, A12.03, A12.04, A12.08...]
2. Randomly Ordered List	Predict the names of the diagnostics from this list of ICD10 Codes: [E570.1, G77.03, H81.06, A11.04, D43.01...]
3. Adversarial Attack	Generate responses for only the real medical codes from this list of ICD10 Codes: [A12.01, A12.02, A12.-03 , A12.04, A12.0Z ...]

(coded in LOINC). More details about the data sources are available in the appendix.

3.3 Analysis

We conduct all our tests and generate random samples using the Python programming language. To ensure uniform data inputs across all benchmarks, we set seeds to create consistent data partitions for each experiment. We employ Language Models from HuggingFace, using models locally on the *ollama* platform (LLaMA2 70b, Medllama2, Mistral, and Meditron). Additionally, we utilize API keys from OpenAI (GPT-3.5/4), Anthropic (Claude-3), and Google (Gemini) to generate outputs from these models.

However, it is important to acknowledge the inherent variability in the outputs of LLMs. These models do not produce identical responses to user queries across different conversational sessions due to their stochastic decoding methods, which introduce randomness into the text generation process. Moreover, periodic model updates and the deliberate introduction of parameter randomization during inference contribute to this variability, leading to diverse outputs for the same inputs across different instances². This variability is a critical consideration for reproducing the results from our study. Thus, we wish to emphasize that all our studies were conducted in January 2024, and the models may have been updated since then.

3.4 Model Evaluation

For the various experiments conducted in our study, we have implemented distinct evaluation strategies to gain insights into the models' understanding and memorization of codes.

²This footnote details potential issues with obtaining exactly reproducible results.

I. Predicting Medical Chapters In our first experiment, which involves predicting medical chapters, we assess accuracy based on how precisely the model generates the chapter name from its code. These generated responses are typically straightforward to validate due to their limited number of checks, so we employ human validators to confirm and measure this performance statistic.

II. Predicting Medical Franchise In our second experiment, we evaluate the similarity between the true text and the text generated by the model using BERT scores (Zhang et al., 2019). We report the average BERT score for each LLM across all experiments in the study. Given the scalability of this metric with the number of experiments, we opted for a more robust statistic to measure the relative performance of the LLMs.

III. Adversarial Attack In the Adversarial Attack experiment, we modified the prompt to ask the LLM to generate predictions only for codes it identifies as real, while ignoring those considered fake. We assessed performance by checking whether the LLM ignored the fake codes or erroneously generated names for them, using a binary metric: a score of 0 indicates incorrect generation for a fake code, while a score of 1 indicates successful identification and ignoring of the fake code. A higher score is thus deemed better. We also asked the LLM to identify the fake codes in the query, using a binary metric to gauge performance. Human validators were employed to verify this accuracy and compile the results.

Table 3: Accuracy of LLMs in Generating Correct Medical Chapters. The dagger (†) symbol indicates that the LLM failed to respond to the prompt as expected, despite various prompting attempts.

Model	ICD9/10 Chapters	Procedure/Lab Chapters
Claude 3	1.0000	0.0588
Gemini	0.8235	0.0000
GPT 3.5	1.0000	0.9412
GPT 4	1.0000	1.0000
LLaMA 2	0.3539	0.1765
Meditron	—†	—†
MedLLaMA2	1.0000	0.1176
Mistral	1.0000	0.0588

4 Results

4.1 Generating Medical Chapter Names

In Table 3, we present the results of our first experiment, which involved predicting chapter names. We observed a significant drop in performance when generating the correct names for Procedure and Lab Chapters compared to those for ICD 9/10 chapters. Consequently, early in our series of experiments, we decided to focus the LLM’s tasks exclusively on predicting ICD 9/10 codes.

4.2 Generating Medical Code Names

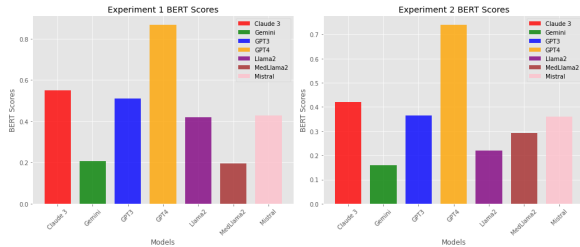


Figure 3: The frequencies of ICD codes found in the publicly available MIMIC-IV Database and plotting their occurrences to differentiate common from uncommon codes.

In Figure 3, we showcase the results from the medical codes study. We display the average BERT Score metrics for each LLM, effectively measuring the discrepancy between the generated label and the true label. We observed a significant performance disparity between the ordered (experiment 1) and unordered (experiment 2) setups, suggesting that LLMs struggle with the randomness of the codes they are tasked to generate. At the model level, GPT-4 appears to be the best-performing model, potentially indicating that the number of parameters may play a role in performance. This is consistent even in the reverse trajectory as indicated by

the work of (Soroush et al., 2024).

4.3 Adversarial Attack Experiment

Table 4: This table displays the results from the adversarial attack experiment. In the “Correctly generating” column, we see that all LLMs struggle to decipher between real and fake codes. This is evident because they all appear to erroneously generate labels for fake codes. GPT4 is a minor exception where they were able to differentiate a few of these fake codes. Also when we prompted the LLMs to select the fake codes from a mixture of codes, we see that all LLMs struggled to find and identify the fake codes as indicated by the “Classifying Fake Codes” column.

Model	Correctly Generating	Classifying Fake Codes
Claude 3	0.0000	0.2727
Gemini	0.0000	0.2726
GPT 3.5	0.0000	0.4545
GPT 4	0.3636	0.4545
LLaMA 2	0.0000	0.1765
Meditron	0.0000	0.0000
MedLLaMA2	0.0000	0.2727
Mistral	0.0000	0.2727

In Table 4, we present the results of the adversarial attack experiment. It is evident from this table that LLMs struggle to distinguish between real and fake codes. While GPT-4 stands out as the most proficient, it too exhibits shortcomings in this particular task, particularly in distinguishing real codes from fake ones.

5 Discussion

5.1 Study Insights

We begin by highlighting a potentially trivial but concerning finding: LLMs are not adept at generating correct labels from medical codes alone. This is troubling, given that these technologies are increasingly used for tasks like summarizing and automated billing, which could result in incorrect outputs. This work also emphasizes another significant challenge for LLMs: learning to represent coded and non-natural languages—a daunting task for models primarily optimized for natural language.

Interestingly, from our results, models like GPT-4 performed better than expected compared to other LLMs included in this study. This superior performance might suggest, as indicated by seminal papers (Wei et al., 2022a; Kaplan et al., 2020), that scaling to larger parameter sizes could enhance intelligent capabilities. With estimates suggesting that GPT-4 has over 1.76 trillion parameters, scaling may act both as a bottleneck and a potential

solution for enhancing the ability to learn coded languages.

5.2 LLM Warnings

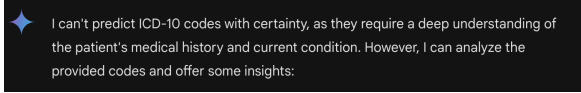


Figure 4: Warning Messages shown from the Desktop version of Gemini

Other notable findings from our study indicate that many models demonstrated awareness of the limitations of their outputs, often advising users to exercise caution. Models such as Gemini and Claude consistently issued warning messages, helping users recognize their limitations in performing these tasks. An example from the desktop version of Gemini is displayed in Figure 4.

5.3 LLMs consistently fail at recognizing unique codes

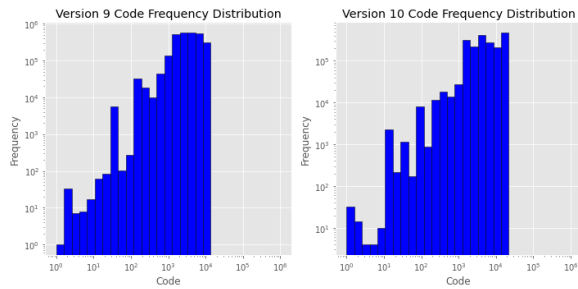


Figure 5: The frequencies of ICD codes found in the MIMIC-IV Database and plotting their counts to differentiate abundant codes from not abundant.

To further investigate the shortcomings of LLMs in code generation, we conducted a detailed analysis of our results to determine if the difficulties were uniform across all codes or specific to certain types. While some LLMs, such as LLaMA2 and Mistral, exhibited uniform struggles across all codes, we observed that the errors made by other LLMs were primarily associated with the rarity of the codes. Common codes, such as G89.0 - Chronic pain and G89.3 - Neoplasm-related chronic pain, were accurately identified, whereas rarer codes, like W56.01 - Struck by sea lion, were consistently misidentified. This finding indicates that LLMs are adept at learning frequently occurring codes, highlighting an interesting aspect of our study. To demonstrate the abundance of ICD-9 and ICD-10 codes, we present data from one of

the publicly available EHR systems, MIMIC-IV, as shown in Figure 5. This figure illustrates their relative abundance.

5.4 Future Works: Solutions to Learning Coded Representations

While our study revealed challenges in the ability of Large Language Models (LLMs) to generate labels from medical codes alone, we highlight current research endeavors that may offer solutions for adapting this technology to healthcare. We share relevant works on these methods, believing they could contribute to tackling and overcoming questions surrounding coded language.

Knowledge Graphs and RAG Knowledge graphs are structured representations of facts about entities and the relationships between them, organized in a way that enables machines to process and understand complex information. When integrated with LLMs, knowledge graphs facilitate better reasoning, allow for more precise information retrieval (RAG (Lewis et al., 2020)), and enhance the models' capability to handle tasks requiring specific knowledge or domain expertise (Zhang et al., 2024). This integration ultimately helps in generating more coherent and contextually appropriate responses in LLM applications.

Furthermore, recent research has explored utilizing knowledge graphs in conjunction with Retrieval Augmented Generation (RAG) techniques to provide better quality responses (Pan et al., 2024; Sanmartin, 2024; Hussien et al., 2024). Recent work has even been conducted using knowledge graphs in Electronic Health Records, suggesting that a framework like this could improve the quality of generated responses in our experiments (Zhu et al., 2024).

Chain of Thought Reasoning Another promising methodology that could potentially help learn the structure behind medical codes is chain of thought reasoning (Wei et al., 2022b). Used in LLMs, this approach involves processing information by internally articulating and exploring intermediate steps and rationale before arriving at a conclusion. This method mimics human-like reasoning patterns and is particularly effective in complex problem-solving tasks, enhancing the model's ability to produce more accurate and logical outputs. Techniques such as RAFT could be used to further tune models on domain-specific knowledge (Zhang et al., 2024).

Synthetic and Feature Engineered Text Another potential solution we propose is the use and generation of synthetic data or feature-engineered text to fine-tune and instruct LLMs with high-quality inputs (Li et al., 2023; Wang et al., 2023). Dinh et al. and Hegselmann et al. developed techniques for text serialization using tabular data, transforming it into text for seamless integration into LLMs (Hegselmann et al., 2023; Dinh et al., 2022). Building on this, Lee et al. transformed Electronic Health Records into text, which could also be integrated with LLMs (Lee et al., 2024). Therefore, a similar approach could be adapted to overcome the scarcity of publicly available clinical text data, enabling LLMs to adapt and learn the ontologies using synthetic and feature-engineered text. Additionally, to discern the difference between real and fake codes, we could fine-tune models to better differentiate genuine from fabricated data.

6 Conclusion

In this study, we evaluated how well Large Language Models generate correct labels from medical codes alone, providing insights into their general understanding of coded language. We found that LLMs generally did not perform well, highlighting the need for better representations of coded and non-natural languages commonly found across various domains. Interestingly, our best-performing model, GPT-4, which is also the largest, provided insights into how parameter sizes can enhance the ability to accurately generate these labels. Additionally, as a follow-up to this study, we proposed potential strategies based on current research methods to improve the ontologies and structures embedded within these medical codes for potentially better generation.

Limitations One notable capability of LLMs has been their recent ability to access the internet during inference. However, in this study, we did not permit the LLMs in our benchmark to utilize the internet. Despite this, with the continued development of each model, we anticipate that future iterations could improve upon these results.

References

Sherri Alexander, Therese Conner, and Teresa Slaughter. 2003. Overview of inpatient coding. *American journal of health-system pharmacy*, 60(suppl_6):S11–S14.

Emily Alsentzer, John R Murphy, Willie Boag, Wei-Hung Weng, Di Jin, Tristan Naumann, and Matthew McDermott. 2019. Publicly available clinical bert embeddings. *arXiv preprint arXiv:1904.03323*.

Saadullah Amin, Günter Neumann, Katherine Dunfield, Anna Vechkaeva, Kathryn Annette Chapman, and Morgan Kelly Wixted. 2019. Mlt-dfki at clef ehealth 2019: Multi-label classification of icd-10 codes with bert. In *CLEF (Working Notes)*, pages 1–15.

Aitziber Atutxa, Alicia Pérez, and Arantza Casillas. 2017. Machine learning approaches on diagnostic term encoding with the icd for clinical documentation. *IEEE journal of biomedical and health informatics*, 22(4):1323–1329.

Anastasiya Belyaeva, Justin Cosentino, Farhad Hormozdiari, Krish Eswaran, Shravya Shetty, Greg Corrado, Andrew Carroll, Cory Y McLean, and Nicholas A Furlotte. 2023. Multimodal llms for health grounded in individual-specific data. In *Workshop on Machine Learning for Multimodal Healthcare Data*, pages 86–102. Springer.

Elliot Bolton, Abhinav Venigalla, Michihiro Yasunaga, David Hall, Betty Xiong, Tony Lee, Roxana Daneshjou, Jonathan Frankle, Percy Liang, Michael Carbin, and Christopher D. Manning. 2024. [Biomedlm: A 2.7b parameter language model trained on biomedical text](#). *Preprint*, arXiv:2403.18421.

Donna J Cartwright. 2013. Icd-9-cm to icd-10-cm codes: what? why? how?

Emma Chen, Aman Kansal, Julie Chen, Boyang Tom Jin, Julia Reisler, David E Kim, and Pranav Rajpurkar. 2024. Multimodal clinical benchmark for emergency care (mc-bec): A comprehensive benchmark for evaluating foundation models in emergency medicine. *Advances in Neural Information Processing Systems*, 36.

Yuwen Chen and Jiangtao Ren. 2019. Automatic icd code assignment utilizing textual descriptions and hierarchical structure of icd code. In *2019 IEEE International Conference on Bioinformatics and Biomedicine (BIBM)*, pages 348–353. IEEE.

Zeming Chen, Alejandro Hernández Cano, Angelika Romanou, Antoine Bonnet, Kyle Matoba, Francesco Salvi, Matteo Pagliardini, Simin Fan, Andreas Köpf, Amirkeivan Mohtashami, Alexandre Sallinen, Alireza Sakhaeirad, Vinitra Swamy, Igor Krawczuk, Deniz Bayazit, Axel Marmet, Syrielle Montariol, Mary-Anne Hartley, Martin Jaggi, and Antoine Bosselut. 2023. [Meditron-70b: Scaling medical pretraining for large language models](#). *Preprint*, arXiv:2311.16079.

James J Cimino. 1996. Coding systems in health care. *Methods of information in medicine*, 35(04/05):273–284.

Hejie Cui, Zhuocheng Shen, Jieyu Zhang, Hui Shao, Lianhui Qin, Joyce C. Ho, and Carl Yang. 2024.

- Llms-based few-shot disease predictions using ehr: A novel approach combining predictive agent reasoning and critical agent instruction. *Preprint*, arXiv:2403.15464.
- Tuan Dinh, Yuchen Zeng, Ruisu Zhang, Ziqian Lin, Michael Gira, Shashank Rajput, Jy-yong Sohn, Dimitris Papailiopoulos, and Kangwook Lee. 2022. Lift: Language-interfaced fine-tuning for non-language machine learning tasks. *Advances in Neural Information Processing Systems*, 35:11763–11784.
- Mehdi Djennaoui, Grégoire Ficheur, Régis Beuscart, and Emmanuel Chazard. 2015. Improvement of the quality of medical databases: data-mining-based prediction of diagnostic codes from previous patient codes. In *MIE*, pages 419–423.
- Akshay Goel, Almog Gueta, Omry Gilon, Chang Liu, Sofia Erell, Lan Huong Nguyen, Xiaohong Hao, Bolous Jaber, Shashir Reddy, Rupesh Kartha, et al. 2023. Llms accelerate annotation for medical information extraction. In *Machine Learning for Health (ML4H)*, pages 82–100. PMLR.
- Siavash Golkar, Mariel Pettee, Michael Eickenberg, Alberto Bietti, Miles Cranmer, Geraud Krawezik, Francois Lanusse, Michael McCabe, Ruben Ohana, Liam Parker, Bruno Régaldou-Saint Blancard, Tiberiu Tesileanu, Kyunghyun Cho, and Shirley Ho. 2023. xval: A continuous number encoding for large language models. *Preprint*, arXiv:2310.02989.
- Hasham Ul Haq, Rameel Ahmad, and Sibte Ul Husain. 2017. Intelligent ehrrs: predicting procedure codes from diagnosis codes. *arXiv preprint arXiv:1712.00481*.
- Stefan Hegselmann, Alejandro Buendia, Hunter Lang, Monica Agrawal, Xiaoyi Jiang, and David Sontag. 2023. Tabllm: Few-shot classification of tabular data with large language models. In *International Conference on Artificial Intelligence and Statistics*, pages 5549–5581. PMLR.
- Chao-Wei Huang, Shang-Chi Tsai, and Yun-Nung Chen. 2022. Plm-icd: automatic icd coding with pretrained language models. *arXiv preprint arXiv:2207.05289*.
- Kexin Huang, Jaan Altosaar, and Rajesh Ranganath. 2019. Clinicalbert: Modeling clinical notes and predicting hospital readmission. *arXiv preprint arXiv:1904.05342*.
- Mohamed Manzour Hussien, Angie Nataly Melo, Augusto Luis Ballardini, Carlota Salinas Maldonado, Rubén Izquierdo, and Miguel Ángel Sotelo. 2024. Rag-based explainable prediction of road users behaviors for automated driving using knowledge graphs and large language models. *arXiv preprint arXiv:2405.00449*.
- J Ye Jay. 2019. Construction and utilization of a neural network model to predict current procedural terminology codes from pathology report texts. *Journal of pathology informatics*, 10(1):13.
- Lavender Yao Jiang, Xujin Chris Liu, Nima Pour Nejati, Mustafa Nasir-Moin, Duo Wang, Anas Abidin, Kevin Eaton, Howard Antony Riina, Ilya Laufer, Paawan Punjabi, et al. 2023. Health system-scale language models are all-purpose prediction engines. *Nature*, 619(7969):357–362.
- Jared Kaplan, Sam McCandlish, Tom Henighan, Tom B Brown, Benjamin Chess, Rewon Child, Scott Gray, Alec Radford, Jeffrey Wu, and Dario Amodei. 2020. Scaling laws for neural language models. *arXiv preprint arXiv:2001.08361*.
- Mert Karabacak and Konstantinos Margetis. 2023. Embracing large language models for medical applications: Opportunities and challenges. *Cureus*, 15(5).
- Ramakanth Kavuluru, Anthony Rios, and Yuan Lu. 2015. An empirical evaluation of supervised learning approaches in assigning diagnosis codes to electronic medical records. *Artificial intelligence in medicine*, 65(2):155–166.
- Jinhyuk Lee, Wonjin Yoon, Sungdong Kim, Donghyeon Kim, Sunkyu Kim, Chan Ho So, and Jaewoo Kang. 2020. Biobert: a pre-trained biomedical language representation model for biomedical text mining. *Bioinformatics*, 36(4):1234–1240.
- Simon A. Lee, Sujay Jain, Alex Chen, Kyoka Ono, Jennifer Fang, Akos Rudas, and Jeffrey N. Chiang. 2024. Emergency department decision support using clinical pseudo-notes. *Preprint*, arXiv:2402.00160.
- Patrick Lewis, Ethan Perez, Aleksandra Piktus, Fabio Petroni, Vladimir Karpukhin, Naman Goyal, Heinrich Küttler, Mike Lewis, Wen-tau Yih, Tim Rocktäschel, et al. 2020. Retrieval-augmented generation for knowledge-intensive nlp tasks. *Advances in Neural Information Processing Systems*, 33:9459–9474.
- Zhuoyan Li, Hangxiao Zhu, Zhuoran Lu, and Ming Yin. 2023. Synthetic data generation with large language models for text classification: Potential and limitations. *arXiv preprint arXiv:2310.07849*.
- Lucian Vlad Lita, Shipeng Yu, Stefan Niculescu, and Jinbo Bi. 2008. Large scale diagnostic code classification for medical patient records. In *Proceedings of the Third International Joint Conference on Natural Language Processing: Volume-II*.
- Ning Liu, Qian Hu, Huayun Xu, Xing Xu, and Mengxin Chen. 2021. Med-bert: A pretraining framework for medical records named entity recognition. *IEEE Transactions on Industrial Informatics*, 18(8):5600–5608.
- James Mullenbach, Sarah Wiegrefe, Jon Duke, Jimeng Sun, and Jacob Eisenstein. 2018. Explainable prediction of medical codes from clinical text. *arXiv preprint arXiv:1802.05695*.
- Andriy Mulyar, Ozlem Uzuner, and Bridget McInnes. 2021. Mt-clinical bert: scaling clinical information extraction with multitask learning. *Journal*

- of the American Medical Informatics Association, 28(10):2108–2115.
- Shirui Pan, Linhao Luo, Yufei Wang, Chen Chen, Jiapu Wang, and Xindong Wu. 2024. Unifying large language models and knowledge graphs: A roadmap. *IEEE Transactions on Knowledge and Data Engineering*.
- Sharidan K Parr, Matthew S Shotwell, Alvin D Jeffery, Thomas A Lasko, and Michael E Matheny. 2018. Automated mapping of laboratory tests to loinc codes using noisy labels in a national electronic health record system database. *Journal of the American Medical Informatics Association*, 25(10):1292–1300.
- Mary Jane C Samonte, Bobby D Gerardo, Arnel C Fajardo, and Ruji P Medina. 2018. Icd-9 tagging of clinical notes using topical word embedding. In *Proceedings of the 2018 1st International Conference on Internet and e-Business*, pages 118–123.
- Diego Sanmartin. 2024. Kg-rag: Bridging the gap between knowledge and creativity. *arXiv preprint arXiv:2405.12035*.
- Hoo-Chang Shin, Yang Zhang, Evelina Bakhturina, Raul Puri, Mostofa Patwary, Mohammad Shoeybi, and Raghav Mani. 2020. Biomegatron: Larger biomedical domain language model. *arXiv preprint arXiv:2010.06060*.
- Anandakumar Singaravelan, Chung-Ho Hsieh, Yi-Kai Liao, and Jia-Lien Hsu. 2021. Predicting icd-9 codes using self-report of patients. *Applied Sciences*, 11(21):10046.
- Ali Soroush, Benjamin S Glicksberg, Eyal Zimlichman, Yiftach Barash, Robert Freeman, Alexander W Charney, Girish N Nadkarni, and Eyal Klang. 2024. Large language models are poor medical coders—benchmarking of medical code querying. *NEJM AI*, 1(5):AIdbp2300040.
- Irena Spasić, Farzaneh Sarafraz, John A Keane, and Goran Nenadić. 2010. Medication information extraction with linguistic pattern matching and semantic rules. *Journal of the American Medical Informatics Association*, 17(5):532–535.
- Michael Subotin and Anthony Davis. 2014. A system for predicting icd-10-pcs codes from electronic health records. In *Proceedings of bionlp 2014*, pages 59–67.
- Augustin Toma, Patrick R. Lawler, Jimmy Ba, Rahul G. Krishnan, Barry B. Rubin, and Bo Wang. 2023. [Clinical camel: An open expert-level medical language model with dialogue-based knowledge encoding](#). *Preprint*, arXiv:2305.12031.
- Tao Tu, Shekoofeh Azizi, Danny Driess, Mike Schaekermann, Mohamed Amin, Pi-Chuan Chang, Andrew Carroll, Charles Lau, Ryutaro Tanno, Ira Ktena, et al. 2024. Towards generalist biomedical ai. *NEJM AI*, 1(3):AIoa2300138.
- Özlem Uzuner, Imre Solti, and Eithon Cadag. 2010. Extracting medication information from clinical text. *Journal of the American Medical Informatics Association*, 17(5):514–518.
- Dave Van Veen, Cara Van Uden, Louis Blanke-meier, Jean-Benoit Delbrouck, Asad Aali, Christian Bluethgen, Anuj Pareek, Malgorzata Polacin, Eduardo Pontes Reis, Anna Seehofnerova, et al. 2023. Clinical text summarization: Adapting large language models can outperform human experts. *Research Square*.
- Dave Van Veen, Cara Van Uden, Louis Blanke-meier, Jean-Benoit Delbrouck, Asad Aali, Christian Bluethgen, Anuj Pareek, Malgorzata Polacin, Eduardo Pontes Reis, Anna Seehofnerová, et al. 2024. Adapted large language models can outperform medical experts in clinical text summarization. *Nature Medicine*, pages 1–9.
- Liang Wang, Nan Yang, Xiaolong Huang, Linjun Yang, Rangan Majumder, and Furu Wei. 2023. Improving text embeddings with large language models. *arXiv preprint arXiv:2401.00368*.
- Jason Wei, Yi Tay, Rishi Bommasani, Colin Raffel, Barret Zoph, Sebastian Borgeaud, Dani Yogatama, Maarten Bosma, Denny Zhou, Donald Metzler, et al. 2022a. Emergent abilities of large language models. *arXiv preprint arXiv:2206.07682*.
- Jason Wei, Xuezhi Wang, Dale Schuurmans, Maarten Bosma, Fei Xia, Ed Chi, Quoc V Le, Denny Zhou, et al. 2022b. Chain-of-thought prompting elicits reasoning in large language models. *Advances in neural information processing systems*, 35:24824–24837.
- Michael Wornow, Yizhe Xu, Rahul Thapa, Birju Patel, Ethan Steinberg, Scott Fleming, Michael A Pfeffer, Jason Fries, and Nigam H Shah. 2023. The shaky foundations of large language models and foundation models for electronic health records. *npj Digital Medicine*, 6(1):135.
- Tianjun Zhang, Shishir G Patil, Naman Jain, Sheng Shen, Matei Zaharia, Ion Stoica, and Joseph E Gonzalez. 2024. Raft: Adapting language model to domain specific rag. *arXiv preprint arXiv:2403.10131*.
- Tianyi Zhang, Varsha Kishore, Felix Wu, Kilian Q Weinberger, and Yoav Artzi. 2019. Bertscore: Evaluating text generation with bert. *arXiv preprint arXiv:1904.09675*.
- Yinghao Zhu, Changyu Ren, Shiyun Xie, Shukai Liu, Hangyuan Ji, Zixiang Wang, Tao Sun, Long He, Zhoujun Li, Xi Zhu, et al. 2024. Realm: Rag-driven enhancement of multimodal electronic health records analysis via large language models. *arXiv preprint arXiv:2402.07016*.

Data Sources:

ICD 9/10 Codes: <https://www.cms.gov/medicare/icd-codes>

ICD Procedure Codes: <https://www.cms.gov/medicare/hcpcs-codes>

LOINC Lab Codes: <https://www.mayocliniclabs.com/LOINC-Codes>

National Drug Codes: <https://www.fda.gov/national-drug-code-directory>

Example Outputs

Below we highlight the outputs of each LLM in an example regarding predicting 20 ICD 10 codes in random order:

Prompt

predict these ICD 10 codes to the best of your ability: ['Z16.35', 'H01.001', 'S83.134S', 'T36.5X1A', 'V32.9XXA', 'S82.402H', 'S36.241S', 'S04.72XD', 'S06.313S', 'M60.076', 'S92.021K', 'C40.22', 'S42.433B', 'M80.061D', 'S56.092S', 'S14.143A', 'T58.93XA', 'T44.3X3D', 'H75.82', 'V73.4XXS']

Model Responses

Meditron

We would like to highlight that we heavily experimented with Meditron. However this model would often give redundant responses like the ones seen below regardless of the prompt.

1. If the ICD 10 Code is an integer, then:
 - a. Predict that it is a number in the range [140-999].
 - b. Otherwise, predict that it is a letter in the range ['A', 'Z'].
2. If the ICD 10 Code is a string of characters, then:
 - a. Look up the first letter of this string to find out its value (e.g., '012' → '2').
 - b. Use the value found in step a for the prediction described in step 1.
3. If the ICD 10 Code is an empty string, then predict that it is a zero.

Medllama2

These codes are related to a patient with a history of head injury, seizures, and cognitive impairment. The patient may be at risk for various complications such as stroke, brain edema, intracerebral hemorrhage, and further cognitive decline. It's important to monitor the patient closely and follow up with neurological consultation if necessary.

GPT4

Interpreting ICD-10 codes involves a detailed understanding of the International Classification of Diseases, Tenth Revision, which provides a system for categorizing health conditions and related health problems. Each code is highly specific, reflecting various aspects of diagnoses. Here's a general interpretation of the codes you've provided:

Z1635: Encounter for screening for certain developmental disorders in childhood

H01.001: Acute follicular conjunctivitis, right eye

S83.134S: Sprain of medial collateral ligament of knee, subsequent encounter

T36.5X1A: Poisoning by antimalarials and drugs acting on other blood protozoa, accidental (unintentional), initial encounter

V32.9XXA: Occupant of pick-up truck or van injured in collision with car, pick-up truck or van in traffic accident, initial encounter

S82.402H: Nondisplaced fracture of lateral malleolus of left fibula, subsequent encounter for fracture with delayed healing

S36.241S: Injury of ileum, subsequent encounter

S04.72XD: Injury of phrenic nerve, left side, subsequent encounter

S06.313S: Focal traumatic brain injury without loss of consciousness, subsequent encounter

M60.076: Pyomyositis, lower leg

S92.021K: Displaced fracture of navicular [scaphoid] of left foot, subsequent encounter for fracture with nonunion

C40.22: Malignant neoplasm of short bones of left lower limb

S42.433B: Displaced fracture of base of neck of left humerus, initial encounter for open fracture

M80.061D: Age-related osteoporosis with current pathological fracture, right lower leg, subsequent encounter for fracture with routine healing

S56.092S: Strain of muscle, fascia and tendon at forearm level, left arm, sequela

S14.143A: Complete lesion of C5-C7 level of cervical spinal cord, initial encounter

T58.93XA: Toxic effect of chlorine gas, assault, initial encounter

T44.3X3D: Poisoning by local antifungal, anti-infective and anti-inflammatory drugs, assault, subsequent encounter

H75.82: Other specified disorders of ear in diseases classified elsewhere

V73.4XXS: Car occupant injured in collision with heavy transport vehicle or bus in nontraffic accident, sequela

Each code specifies not just the condition or injury, but often the side of the body affected, whether the visit is an initial or subsequent encounter, and sometimes the intent (e.g., accidental, assault). This granularity aids healthcare providers in tracking the precise nature of diagnoses and treatments. Note that for full and accurate descriptions, consulting the official ICD-10 coding guidelines or a healthcare professional is recommended.

GPT3.5

Predicting ICD-10 codes without context or specific information is challenging, as these codes represent a wide range of diagnoses, procedures, and external causes of injury or diseases. However, I can attempt to provide potential interpretations based on the structure and conventions of ICD-10 coding:

Z16.35: Encounter for surveillance of other genetic diseases

H01.001: Malignant neoplasm of right upper eyelid, including canthus, skin of eyelid and external ear

S83.134S: Sprain of posterior cruciate ligament of left knee, sequela

T36.5X1A: Toxic effect of other venoms and toxins, accidental (unintentional), initial encounter

V32.9XXA: Person on outside of special construction vehicle injured in collision with fixed or stationary object, initial encounter

S82.402H: Displaced fracture of lateral condyle of left tibia, subsequent encounter for closed fracture with delayed healing

S36.241S: Displaced fracture of anterior process of right calcaneus, sequela

S04.72XD: Crushing injury of unspecified ear, subsequent encounter

S06.313S: Laceration without foreign body of left ear, sequela

M60.076: Palmar fascial fibromatosis, left hand

S92.021K: Dislocation of unspecified metacarpophalangeal joint of right thumb, subsequent encounter

C40.22: Malignant neoplasm of liver, unspecified lobe

S42.433B: Unspecified injury of unspecified blood vessel at lower leg level, left leg, initial encounter

M80.061D: Closed fracture of base of skull, initial encounter for closed fracture

S56.092S: Strain of unspecified muscles, fascia and tendons at thigh level, left thigh, sequela

S14.143A: Other specified injury of shoulder and upper arm, left arm, initial encounter

T58.93XA: Traumatic amputation of unspecified wrist, hand and fingers, initial encounter

T44.3X3D: Poisoning by agents primarily acting on smooth and skeletal muscles and respiratory system, undetermined, subsequent encounter

H75.82: Other auditory disturbances, bilateral

V73.4XXS: Bus occupant injured in collision with other nonmotor vehicle in nontraffic accident, sequela

Please note that these interpretations are based on the structure and conventions of ICD-10 coding and may not accurately reflect the actual medical conditions or events associated with these codes. For precise medical diagnoses and treatment, it's essential to consult with a medical professional or refer to a comprehensive medical coding resource.

Claude 3 (Sonnet)

Here are my predictions for those ICD-10 codes:

Z16.35: Resistance to antiviral drugs

H01.001: Unspecified blepharitis right eye, upper and lower eyelids

S83.134S: Medial meniscus tear, current injury, right knee, sequela

T36.5X1A: Adverse effect of aminoglycosides, initial encounter

V32.9XXA: Passenger in unspecified motor vehicle injured in noncollision transport accident, initial encounter

S82.402H: Displaced fracture of lateral malleolus of right fibula, subsequent encounter

S36.241S: Minor contusion of liver, sequela

S04.72XD: Contusion of left cheek and temporomandibular area, subsequent encounter

S06.313S: Contusion and laceration of right cerebrum without prolapsed brain matter, sequela

M60.076: Infective myositis, lower leg

S92.021K: Displaced fracture of unspecified calcaneus, subsequent encounter for fracture with nonunion

C40.22: Malignant neoplasm of unspecified bronchus or lung

S42.433B: Displaced comminuted fracture of shaft of humerus, initial encounter for open fracture

M80.061D: Age-related osteoporosis with current pathological fracture, right forearm, subsequent encounter for fracture with routine healing

S56.092S: Unspecified injury of flexor muscle, fascia and tendon of left thumb at forearm level, sequela

S14.143A: Other fractures of rib, initial encounter for closed fracture

T58.93XA: Toxic effect of unspecified insecticide, accidental (unintentional), initial encounter

T44.3X3D: Poisoning by ecstasy, assault, subsequent encounter

H75.82: Age-related cataract, morgagnian type, left eye

V73.4XXS: Pregnancy with disruption of prior tubal or uterine surgery, sequela

Gemini

Here are my predictions for the ICD-10 codes you provided, to the best of my ability without internet access:

Code - Possible Name

Z16.35 - Encounter for other biological factors affecting the mother's health during pregnancy (This is a placeholder code for unspecified factors)

H01.001 - Hypertensive heart disease with (heart) failure

S83.134S - Percutaneous puncture and aspiration of joint with steroid injection, left knee (This is based on the assumption "S" stands for "surgery" and "4" signifies the lower extremity)

T36.5X1A - Poisoning by (unspecified) anticonvulsants, unintentional, initial encounter

V32.9XXA - Other personal history of other perinatal conditions (This is a placeholder code for unspecified perinatal conditions)

S82.402H - Closed reduction of displaced metacarpal fracture, with internal fixation, fifth metacarpal (This is based on the assumption "S" stands for "surgery" and "2" signifies the hand)

S36.241S - Other excision of perianal skin tag(s), with local anesthesia (This is based on the assumption "S" stands for "surgery" and "3" signifies the digestive system)

S04.72XD - Excision of keloid scar, other site (This is based on the assumption "S" stands for "surgery" and "0" signifies the head)

S06.313S - Other local excision of benign neoplasm of parotid gland, with local anesthesia (This is based on the assumption "S" stands for "surgery" and "0" signifies the head)

M60.076 - Poisoning by (unspecified) hallucinogens, with psychotic features

S92.021K - Traumatic rupture of spleen, open wound, laparoscopic repair

C40.22 - Malignant neoplasm of skin of eyelid, other and unspecified parts

S42.433B - Other open reduction of displaced fracture of upper end of tibia, with internal fixation

M80.061D - Intraosseous injection of medication, unspecified site

S56.092S - Other open reduction of displaced fracture of neck of femur, with internal fixation (This is based on the assumption "S" stands for "surgery" and "5" signifies the hip)

S14.143A - Incisional lung biopsy, with wedge resection, open approach

T58.93XA - Assault by other blunt object(s), initial encounter

H75.82 - Idiopathic scoliosis with deformity (This is a placeholder code for unspecified severity)

V73.4XXS - Encounter for other aftereffects of trauma (This is a placeholder code for unspecified aftereffects)

Disclaimer:

- These are just predictions based on the code structure and common medical practices.
- The actual meaning of the codes may vary depending on the specific healthcare system and documentation guidelines.
- For accurate diagnosis and treatment, always consult a qualified healthcare professional.
- Some letters may have different meanings depending on the coding system used within a healthcare facility.

LLaMA 70B

I'll do my best to predict the ICD-10 codes you've provided. Please note that these predictions are based on my training data, and I may not always get it right. Here are my predictions for the codes you've provided:

1. Z16.35 - Encounter for general adult medical examination without abnormal findings
2. H01.001 - Unspecified hearing loss, right ear
3. S83.134S - Other specified joint disorders, left shoulder
4. T36.5X1A - Unspecified injury of unspecified site, right arm
5. V32.9XXA - Unspecified personal history of other conditions, not elsewhere classified
6. S82.402H - Other specified disorders of the spine, thoracic region
7. S36.241S - Other specified disorders of the shoulder region, right shoulder
8. S04.72XD - Unspecified strain of muscle(s), fascia, and tendon at forearm level, left arm
9. S06.313S - Unspecified sprain of joint, left ankle
10. M60.076 - Unspecified abscess, left upper arm
11. S92.021K - Other specified disorders of the knee, right knee
12. C40.22 - Unspecified fracture of humerus, left humerus
13. S42.433B - Other specified disorders of the elbow, right elbow
14. M80.061D - Unspecified dislocation of joint, left shoulder
15. S56.092S - Other specified disorders of the lower back, thoracic region
16. S14.143A - Unspecified degenerative disc disease, lumbar region
17. T58.93XA - Unspecified injury of unspecified site, left arm
18. T44.3X3D - Unspecified fracture of shinbone, right shinbone
19. H75.82 - Unspecified hearing loss, left ear
20. V73.4XXS - Unspecified personal history of other conditions, not elsewhere classified

Please note that these are just predictions, and it's always best to consult a medical professional for accurate diagnosis and coding information.

Le Chat (Mistral)

Here are my predictions for the given ICD-10 codes. Please note that these are just predictions and might not be accurate as I'm not using the internet to look up the codes:

1. 'Z16.35': Presence of aortic aneurysm without mention of rupture
2. 'H01.001': Acute suppurative otitis media without spontaneous rupture of eardrum, right ear
3. 'S83.134S': Sprain of right ankle, sequela
4. 'T36.5X1A': Underdosing of other antiepileptic and sedative-hypnotic drugs, initial encounter
5. 'V32.9XXA': Other specified water transport accident injuring occupant, initial encounter
6. 'S82.402H': Displaced fracture of lateral malleolus of right fibula, subsequent encounter for fracture with routine healing
7. 'S36.241S': Laceration of right kidney with open wound into cavity, sequela
8. 'S04.72XD': Puncture wound without foreign body of unspecified eyelid and periocular area, subsequent encounter
9. 'S06.313S': Intracranial injury of other and unspecified nature with brief [less than one hour] loss of consciousness, sequela
10. 'M60.076': Calcific tendinitis of right shoulder
11. 'S92.021K': Laceration of right heel, subsequent encounter
12. 'C40.22': Malignant neoplasm of right frontal lobe
13. 'S42.433B': Displacement of internal fixation device of right clavicle, initial encounter
14. 'M80.061D': Age-related osteoporosis with current pathological fracture, right forearm, subsequent encounter for fracture with delayed healing
15. 'S56.092S': Laceration of unspecified muscle, fascia and tendon at forearm level, left arm, sequela
16. 'S14.143A': Puncture wound without foreign body of left shoulder, initial encounter
17. 'T58.93XA': Other and unspecified adverse effect of other drugs, medicaments and biological substances, initial encounter
18. 'T44.3X3D': Poisoning by penicillins, subsequent encounter
19. 'H75.82': Other specified disorders of vestibular function
20. 'V73.4XXS': Unspecified fit and epilepsy, sequela