

Do Large Language Models Understand Medical Codes

Simon A. Lee

Department of Computational Medicine
University of California, Los Angeles
Los Angeles, California, USA 90095
{simonlee711}@ucla.edu

Timothy Lindsey

Bioinformatic IDP
University of California, Los Angeles
Los Angeles, California, USA 90095
{timlindsey32}@ucla.edu

Abstract

The overarching goal of recent AI research has been to make steady progress towards achieving Artificial General Intelligence (AGI), prompting the evaluation of Large Language Models (LLMs) across a variety of tasks and domains. One such domain is healthcare, where LLMs can greatly benefit clinical practice by assisting with a wide range of tasks. However, these models are also prone to producing “hallucinations” or incorrect responses when faced with queries they cannot adequately address, raising concerns and skepticism, especially within the healthcare community. In this work, we investigate whether LLMs understand and can predict medical codes, which are extensively utilized in healthcare practice. This study aims to delineate the capabilities and limitations of these LLMs. We evaluate various off-the-shelf LLMs (e.g., GPT, LLaMA, etc.) and LLMs specifically designed for biomedical applications to assess their awareness and understanding of these domain-specific terminologies. Our results indicate that these models as they currently stand do not comprehend the meaning of the medical codes, highlighting the need for better representation of these alphanumeric codes extensively used in healthcare. We call for improved strategies to effectively capture and represent the nuances of medical codes and terminologies within LLMs, enabling them to become more reliable and trustworthy tools for healthcare professionals.

1 Introduction

The integration of Large Language Models (LLMs) into the healthcare sector research marks a transformative shift in how medical data is analyzed, interpreted, and leveraged to improve patient care. LLMs, with their unparalleled ability to understand and generate human-like text, are increasingly being applied to a wide range of healthcare applications, from parsing and summarizing Electronic Health Records (EHRs) to providing decision support for clinical classification tasks.

However within the complex ecosystem of healthcare, there are many unaddressed questions limiting its use in clinical settings (Wornow et al., 2023). Integral to this system are various standardized codes (Cimino, 1996) commonly used in practice, organized into various structured classification groups, such as the International Classification of Diseases (ICD) codes, procedure codes (PCT), medication codes, and laboratory codes, each serving a unique and critical role. ICD codes classify and record diseases and health conditions, enabling healthcare professionals and insurers to track epidemiological trends and validate medical billing. Procedure codes document the specific medical interventions undertaken, from surgical procedures to diagnostic tests, facilitating the standardization and efficiency of patient care. Medication codes ensure precise identification of prescribed drugs, enhancing medication management and safety by reducing errors. Laboratory codes catalog diagnostic and clinical tests, crucial for interpreting patient health status and guiding treatment decisions. Together, these coding systems enhance the interoperability of health information, streamline the billing process, support clinical research, and ultimately contribute to the delivery of high-quality, evidence-based healthcare (Alexander et al., 2003).

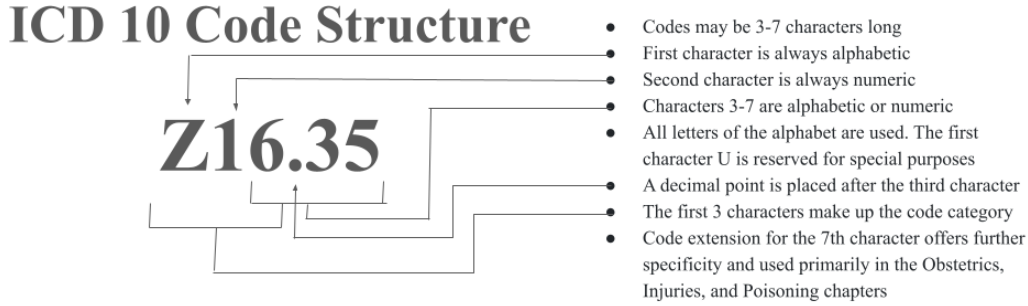


Figure 1: Each Digit in a Medical Code corresponds to an encoded structural meaning

Interestingly, the organized, rule-based metrics of medical coding systems enable each subsequent digit to refine the search for the correct label corresponding to a specific code as demonstrated in Figure 1. However, due to the architectural designs of LLMs (e.g. poor numerical representation in tokenizers) and the lack of publicly available clinical text—we hypothesize that LLMs may not fully comprehend these alphanumeric medical codes to identify them with their corresponding medical names. This potential gap in understanding could significantly impact research groups focused on summarizations, automated billing and inference-based tasks, highlighting the need for better representations of these standard approaches in healthcare. Furthermore, we consider this line of research critical as it identifies and leverages gaps within these advanced models in domain-specific tasks. We hope that this type of work will inspire groups to build upon our findings to enhance future versions of LLMs. Previous research has extensively explored the identification and matching of EHR and clinical texts with their corresponding medical codes. Contrary to this approach, our interest is in exploring the reverse trajectory: identifying disease names from medical codes.

Therefore in this work, we investigate whether LLMs are capable of predicting medical codes demonstrating their understanding. This issue is significant in both machine learning and healthcare, as these LLMs are known to produce “hallucinations” that are challenging to distinguish from actual ground truth. Consequently, this research raises critical questions regarding the type of EHR representations we should employ when integrating these datasets into LLM research. Addressing this issue is daunting because, without proper verification, “hallucinations” may lead to incorrect insights, resulting in detrimental financial consequences, misinformation, and inaccurate outcomes in healthcare. While research on numerical representations has been explored in other contexts (Golkar et al., 2023), to our knowledge, this is the first study to assess the understanding of LLMs on medical codes.

2 Related Work

2.1 Predicting medical codes from EHR

Electronic Health Records (EHR) research has made significant strides in utilizing computational techniques to predict and match ICD codes (Lita et al., 2008), (Parr et al., 2018) which are essential for various healthcare processes including billing, epidemiology, and research. The evolution of this field has seen a more recent shift to natural language processing (NLP) techniques to bridge the gap between unstructured patient text and structured International Classification of Diseases (ICD) codes. Early work, as demonstrated by (Singaravelan et al., 2021) (Atutxa et al., 2017), (Jay, 2019), (Mullenbach et al., 2018), (Uzuner et al., 2010), (Spasić et al., 2010), and (Kavuluru et al., 2015), employed rule-based algorithms and basic NLP methods to automate the coding process, aiming to enhance accuracy and efficiency in healthcare documentation.

The advent of deep learning and encoder-based Large Language Models (LLMs) like BERT has further transformed the approach to predicting ICD codes, marking a significant leap

Prompt: “Give me the corresponding Medical names to these Medical Codes”

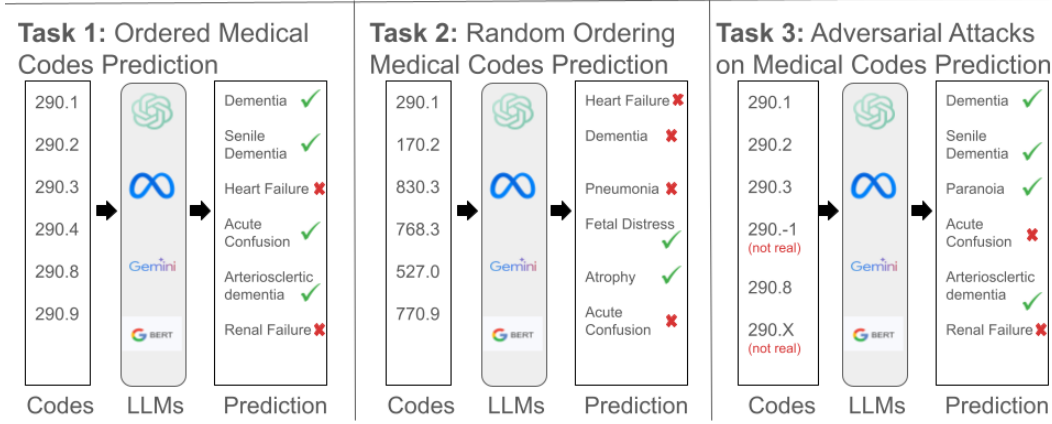


Figure 2: An Overview of the Proposed Experiments to Evaluate the LLMs on Whether or Not They Can Properly Predict (Understand) the Corresponding Medical Codes.

in the field’s capabilities. Studies by (Samonte et al., 2018), (Chen & Ren, 2019), (Huang et al., 2022), and (Amin et al., 2019), highlight the shift towards using sophisticated models that leverage pre-trained language representations. These advancements have not only improved the precision of medical code prediction but also deepened the understanding of medical language’s complexities, paving the way for more automated, accurate, and efficient healthcare management systems.

2.2 Predicting Y Codes from X Codes

Another popular avenue of research within the realm of EHR involves leveraging existing medical codes to predict other relevant medical codes, effectively utilizing one type of code as a predictor for another. This method has seen various implementations, such as using diagnostic codes to anticipate procedure codes, a relationship explored in works by (Subotin & Davis, 2014) and (Haq et al., 2017). Additionally, some research has ventured into combining multiple code types to enhance the prediction of disease codes, as demonstrated in the study by (Djennaoui et al., 2015).

2.3 LLMs and Healthcare

Large Language Models (LLMs) have increasingly been recognized for their transformative potential in healthcare, as evidenced by recent research (Karabacak & Margetis, 2023). One of the key utilities of LLMs lies in their capability to efficiently summarize clinical texts, a feature that has been highlighted in studies by (Van Veen et al., 2023) and (Van Veen et al., 2024). Another area where LLMs have shown considerable promise is in providing decision support for clinical classification tasks. Research conducted by (Lee et al., 2024), (Chen et al., 2024) (Belyaeva et al., 2023) demonstrates how LLMs can aid in the categorization of medical information, thereby facilitating more accurate predictions related to the clinic. Named-entity recognition (NER) represents yet another domain where LLMs have made significant inroads. The advent of BERT and its derivatives tailored for medical contexts—such as MedBERT ((Liu et al., 2021)), ClinicalBERT ((Huang et al., 2019), (Mulyar et al., 2021)), and BioBERT ((Lee et al., 2020), (Shin et al., 2020))—has led to a surge in models capable of identifying specific terms and concepts within clinical texts. These models have been instrumental in parsing and understanding complex medical documents, enhancing data extraction, and processing tasks. And more recently, the development of more generative multimodal models like MedPalm (Tu et al., 2024), Clinical Camel (Toma et al., 2023), and

Meditron (Chen et al., 2023), showcases the ongoing innovation within the field, offering new avenues for utilizing LLMs in healthcare. These models extend the utility of LLMs beyond text analysis, incorporating various data types and modalities to generate comprehensive insights and predictions. Together, these advancements illustrate the growing role of LLMs in revolutionizing healthcare, from simplifying documentation and predicting clinical outcomes to potential directions facilitating personalized and informed patient care.

3 Methods

In this work we are interested in figuring out whether Large Language Models are able to predict canonical healthcare naming practices commonly used in medical codes (ICD, PCT, etc.). Our main motivation behind this is to try and reduce “hallucinations” often seen by these models in a critical field like healthcare. We also find this research question to be particularly interesting in the representation learning aspect on whether coded language (alpha-numeric codes) can be learned from these models. Additionally we are motivated to exploit any gaps found within LLMs so they are not used on tasks that they are not optimized on.

In our analysis, we utilize both commercial and open-source Large Language Models (LLMs) available on the *Hugging Face* platform to conduct our evaluation. We provide an overview of our framework in Figure 2. Additionally, we restrict the ability of recent models like GPT-4 to access the internet for this assessment. Furthermore, we aim to investigate whether LLMs pretrained on biological, medical, or clinical data demonstrate superior ability to learn and predict medical codes, even with potentially fewer parameters. The specific LLMs employed in our study are detailed in Table 1.

Table 1: Overview of various language models highlighting their source and parameter size.

Model	Parameters	Source
GPT-4	N/A	Closed Source
GPT-3.5	N/A	Closed Source
Claude 3	N/A	Closed Source
Gemini	N/A	Closed Source
LLaMA 2	70B	Open Source
Mistral 7B	7B	Open Source
Meditron	70B	Open Source
Medllama2	7B	Open Source

3.1 Experimental Design

We begin our experiment by asking these LLMs if they can identify the categories or “chapters” corresponding to specific medical codes (e.g., ICD9: 001-139 corresponds to ‘Infectious and Parasitic Diseases’, ICD10 Procedure: 7 corresponds to Osteopathic Procedures, etc.). We then subject these models to a more granular set of tasks for further evaluation.

In terms of experimental design for evaluating these models for its granularity, we devised three distinct experiments of varying degrees of difficulty. This approach helps us determine whether LLMs are able to predict and understand the meaning behind medical codes. We incorporated various levels of difficulty because, in practice, any ICD code could be entered through a user query. Therefore, our aim was to assess and simulate potential real-life scenarios.

1. **A List of Ordered Medical Codes:** Our first experiment engaged in predicting the medical conditions associated with specific ICD codes, all falling within the same “chapter” or category. This experiment evaluates the LLMs’ ability not only to accurately recognize the medical codes but also to understand the underlying numerical structure of the codes. It delves into how each subsequent digit in an medical code conveys a specific meaning and follows a deliberate design.

2. **A Randomly Ordered List of Medical Codes:** Our second experiment simulates a more realistic scenario by testing the LLMs’ understanding of medical codes through a random sampling of indices to which we bootstrap multiple tests. We then ask each LLM to identify the conditions corresponding to each medical code. This scenario mirrors real-life situations where patients’ EHR often contain a long list of current and previous diagnoses.
3. **Adversarial Attack:** Lastly, we include an example designed to potentially exploit weaknesses in an LLM. LLMs inherently attempt to answer all queries without question, so we incorporate this example, which intentionally includes malicious or fake medical codes among a sample of real ones, to determine whether an LLM “hallucinates” or not.

We further illustrate these experiments by presenting an example query for each experiment in Table 2:

Table 2: An example query for each experimental design is provided. Our interest lies in detecting “hallucinations,” so we conduct several experiments that vary in difficulty from Experiment 1 to 3. **Red text** indicates the malicious examples that we intend to insert in our data for the adversarial attacks experiment. We repeat these experiments for all medical codes: ICD (diagnostic), CPT (procedure), medication, and laboratory codes.

Experiment	Queries
1. Ordered List	Predict the names of the diagnostics from this list of ICD10 Codes: [A12.01, A12.02, A12.03, A12.04, A12.08...]
2. Randomly Ordered List	Predict the names of the diagnostics from this list of ICD10 Codes: [E570.1, G77.03, H81.06, A11.04, D43.01...]
3. Adversarial Attack	Predict the names of the diagnostics from this list of ICD10 Codes: [A12.01, A12.02, A12.-03 , A12.04, A12.0Z ...]

3.2 Data

Since medical codes are standardized across medical institutions, we utilize the MIMIC (Medical Information Mart for Intensive Care) clinical database to extract medical codes for the International Classification of Diseases (ICD 9/10), Current Procedural Terminology (CPT), Medication (often referred to by the National Drug Code, NDC), and Laboratory values (coded in LOINC).

3.3 Analysis

In conducting our experiments, we perform all data preprocessing and sampling of 1000 medical codes using the Python programming language. We set seeds for creating partitions of data for each experiment, ensuring consistent data inputs across all benchmarks. We then employ Language Models (LMs) sourced from HuggingFace, and use *ollama* (LLaMA2 70b, Medllama2, Mistral, and Meditron) to load these onto our local computers. Additionally, we utilize API keys from OpenAI (GPT-3.5/4), Anthropic (Claude-3), and Google (Gemini) to generate outputs from these models. However, we urge users to acknowledge the following footnote¹, which details potential issues with obtaining exactly reproducible results.

¹We do highlight that the outputs of the LLMs may slightly vary due to an LLM’s innate behavior. When generating responses to user queries, LLMs do not reproduce identical outputs across different conversational sessions. This phenomenon can be attributed to the stochastic decoding methods employed by LLMs, which introduce randomness into the text generation process. Furthermore, periodic model updates and the intentional introduction of parameter randomization during inference contribute to the observed diversity in LLM outputs for identical inputs across different instances.

3.4 Evaluation

In terms of evaluating these methods, we have identified three distinct benchmarking frameworks through which we will assess the models.

I. Predicting Medical Chapters In this evaluation, the accuracy is determined by how correctly the model predicts the name of the chapter given its code.

II. Predicting Medical Codes To evaluate the accuracy of Language Models in predicting the names of diseases, labs, or procedures from their codes, we began by comparing the text predictions generated by the models against the true labels. This process involved assessing "hallucinations" by comparing the words in the prediction to those in the "ground truth" to determine if the LLMs were generating unfounded information. The assessment aimed to ascertain the presence of "hallucinations" within the model's predictions, indicated by the degree of word matches. It involved calculating the number of matching words after processing the data to remove stopwords, digits, symbols, and converting to lowercase, and then dividing by the total number of words in the label, as modeled by Equation 1. This methodology helps evaluate whether the prediction aligns with the actual medical label corresponding to its code and its accuracy.

$$\text{Proportion of Matched Words}_i = \frac{\text{Number of Matched Words in Row } i}{\text{Total Words in the Label of Row } i} \quad (1)$$

Furthermore, we monitored the number of rows in our dataset where word matches occurred, identifying a subset of predictions suitable for further filtering to isolate only relevant predictions or "non-hallucination" predictions. This subset was then subjected to a manual review to assess the accuracy of the LLMs' predictions more thoroughly. Through this comprehensive evaluation, we aimed to understand better the model's capability to accurately predict on medical codes.

III. Adversarial Attack In the Adversarial Attack experiment, we assess whether the LLM correctly ignores malicious examples or erroneously generates a label for the fake medical codes. This task employs a binary metric to determine if the LLM correctly dismisses the malicious examples or produces a "hallucination." An independent analysis is also conducted on the same set of codes, where the task is to identify which N number of codes are fake within a pool of medical codes, and the accuracy of this identification is measured.

4 Results

Table 3: The Accuracy of the LLMs on Predicting the correct medical chapters. The * symbol denotes that LLMs would correctly predict the label but for the wrong corresponding code signaling that it has this information within its parameters but is not learned well enough. The † symbol denotes that LLM did not answer prompt as expected even with multiple different prompting efforts.

Model	ICD9/10 Chapters	Procedure/Lab Chapters
Claude 3	1.0000	0.0588
Gemini	0.8235*	0.0000*
GPT 3.5	1.0000	0.9412
GPT 4	1.0000	1.0000
LLaMA 2	0.3539*	0.1765*
Meditron	————†	————†
MedLLaMA2	1.0000	0.1176
Mistral	1.0000	0.0588

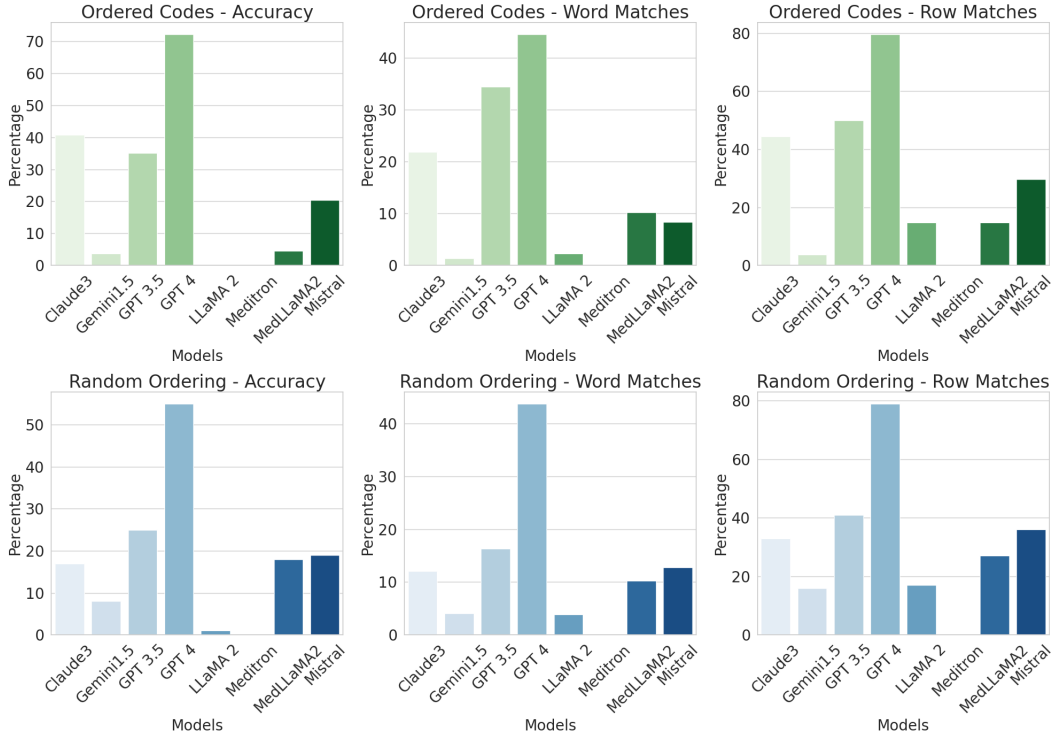


Figure 3: This figure presents a comprehensive evaluation of various Large Language Models (LLMs) in predicting International Classification of Diseases (ICD) codes, under two distinct scenarios: random order and fixed order. The assessment focuses on three key metrics: accuracy of the overall predictions, the percentage of words within predictions that match with the true labels, and the percentage of rows where word matches occur between the predictions and the true labels. The top row, showcases the performance with ICD codes presented in a fixed order, reflecting the models’ efficiency in a more structured scenario. The bottom row of graphs illustrates the performance in a random ordering context, highlighting the models’ ability to predict accurately without a predetermined sequence. This side-by-side comparison offers insightful perspectives on each model’s ability in these two experimental settings.

In this section, we present our findings from the three evaluation studies. We start with Table 3, showcasing the predictions of the medical chapters. This table reveals that while these models perform well on ICD chapter codes (predicting disease chapters), their performance significantly drops on other types of medical chapter codes. Nonetheless, it’s important to note that the models possess the relevant knowledge within their systems. This is evidenced by some models, indicated with an asterisk (*), which were able to present the correct labels, albeit with the incorrect codes. We also highlight Meditron’s (†) refusal to answer even with multiple efforts with different prompting strategies.

In the second study depicted in Figure 3, it investigates the capability of Language Models (LLMs) to accurately identify medical codes. The analysis comprises two distinct experiments: the first presents medical codes in a sequentially ordered manner (row 1), while the second displays these codes in a random sequence (row 2). The findings from these plots predominantly show a tendency for LLMs to “hallucinate,” although GPT-4 exhibited a relatively lower rate of “hallucination” compared to other models. However, it is crucial to note that even GPT-4 was not immune to producing hallucinated predictions, underscoring the need for continued improvement in the field.

Lastly, we discuss Table 4, which details our adversarial attack experiment. In this experiment, we introduced malicious examples alongside real labels to determine if Language

Models (LLMs) could alert the user about an incorrectly entered ICD code. The table shows that LLMs were unable to perform this function effectively. In the second part of this experiment, we presented a mix of real and malicious codes and tasked the LLMs with identifying all instances of fake ICD codes. The results showed that while the LLMs could name N codes as fake, the accuracy of these identifications seemed more attributable to random chance than to an actual understanding of the codes in question.

Table 4: This table presents the Accuracy of Detecting the malicious (fake) medical codes mixed in with the real ones. We first pose a binary metric where the model either makes a prediction for the adversarial example or not. In Addition, we have the model select the N number of fake codes hidden among a mixture of codes. We see all models perform poorly on this with all models “hallucinating” to some extent.

Model	Responses Generated from Fake Codes	Classifying Fake Codes
Claude 3	0.0000	0.2727
Gemini	0.0000	0.2727
GPT 3.5	0.0000	0.4545
GPT 4	0.3636	0.4545
LLaMA 2	0.0000	0.1765*
Meditron	0.0000	0.0000
MedLLaMA2	0.0000	0.2727
Mistral	0.0000	0.2727

5 Discussion

5.1 Study Insights

We start by asserting that Large Language Models (LLMs) are far from reaching the expertise of medical professionals. Therefore, studies involving medical codes within these LLMs (e.g. summarization, automated billing) should proceed with caution. This claim is based on our work, which underscores the urgent need for better representation of medical codes and domain-specific terminology within modern NLP techniques. The results demonstrate that while some LLMs exhibit a degree of understanding, there is still a significant amount of work and progress needed in this area. Surprisingly, our findings also reveal that models pre-trained on medical tasks performed far worse than the state-of-the-art general LLMs. For instance, Meditron, regardless of the variety of prompts used, consistently failed to accurately respond to user queries. We attribute this behavior to potential larger model parameters stemming from proprietary LLMs like GPT4, Claude3 and GPT3.5 rumoured to have ≥ 70 billion parameters.

Another intriguing discovery was that many models were capable of recognizing the limitations of their outputs and advised users to be cautious of their results. While such acknowledgments were helpful and appreciated, they ultimately highlight a fundamental shortcoming of these all-purpose LLMs, undermining their reliability for specific, high-stakes applications like medical diagnostics. These findings also indicate these LLMs are not near AGI Capabilities.

5.2 Potential Pitfall: Lack of Clinical Text

The scarcity of clinical text for pre-training LLMs potentially led to non-optimal performance found widely in this evaluation. Clinical text, rich in nuanced medical terminology and patient information, is pivotal for developing LLMs that can understand and interpret and learn medical codes. However, stringent proprietary regulations surrounding patient data limit the availability of such text for public usage. This limitation hampers the ability of researchers to train models effectively on the intricacies of standard medical protocols (e.g. medical coding), thereby affecting the models’ accuracy and reliability in clinical applications. As a result, innovating ways to securely leverage clinical notes from physicians

with these language model technologies is crucial for advancing LLMs in understanding healthcare domain and practices.

5.3 Potential Pitfall: Tokenization

Another hypothesis surrounding an LLMs inability to correctly predict an ICD code could be due to the tokenization designs that are not optimal for numerical or code like language. LLMs often struggle with accurately encoding and processing numerical values, codes, and other non-natural language elements as demonstrated by their poor analytical abilities. This limitation can be attributed to the fundamental design principles and training objectives of LLMs. Most LLMs are trained on vast corpora of natural language text, which primarily consists of words, sentences, and paragraphs. Consequently, the tokenization strategies employed by these models, such as subword tokenizers like BytePair Encoding (BPE) or WordPiece, are optimized for handling natural language input efficiently.

However, these tokenization techniques may not be well-suited for representing numerical values, codes, or other structured data formats. Subword tokenizers operate by splitting words into smaller subword units based on their frequency in the training corpus. This approach works well for natural language text but can lead to suboptimal tokenization of numerical values or codes, which often have a unique structure and distribution compared to natural language. As a result, LLMs may struggle to accurately encode and process these types of inputs, leading to potential errors or inconsistencies in their outputs. We therefore believe the design of these models are not well suited for learning coded language like these medical codes.

5.4 LLMs Can Use the Internet

One interesting aspect of LLMs has been their recent development of being able to access the internet during inference. However, in this work, we did not allow the LLMs in the benchmark to utilize the internet, as we wanted to assess these models in a more traditional machine learning paradigm. However, with the continued development of each model, we would like to highlight that future iterations of the models could perhaps improve on these results.

6 Conclusion

In this work, we ran an evaluation of whether current LLMs both utilized for general and biomedical applications were able to properly predict several medical codes regularly used in healthcare practice. **Our findings indicate that as it currently stands, these LLMs are prone to hallucinating on medical codes, which calls for a need for better representations for these codes that are regularly used in practice in the clinic. And while many current works involve pushing the SOTA of these models, it is just as critical to address the gaps of these models for further improvements of all fields.**

Limitations One small limitation of this work is that we did not conduct our analysis on all the data for all the tasks. However this was due partly by design as we noticed notable results in early experimentation. We therefore hypothesize that conducting the analysis on the whole dataset, would have demonstrated similar behavior based on its current form.

Future Work Future research in this domain will extend this project would be benchmarking whether LLMs can generate the textual descriptions of various medical codes to understand whether they understand the semantic meanings behind these medical codes.

Additionally, while we anticipate that our findings will have implications across multiple fields, there exists a compelling opportunity to investigate other specialized code systems within domains such as law and various scientific fields. This exploration could further illuminate the broader applicability of LLMs improving their quality and potentially guiding future advancements in AI and machine learning across a spectrum of domain specific disciplines.

References

- Sherri Alexander, Therese Conner, and Teresa Slaughter. Overview of inpatient coding. *American journal of health-system pharmacy*, 60(suppl.6):S11–S14, 2003.
- Saadullah Amin, Günter Neumann, Katherine Dunfield, Anna Vechkaeva, Kathryn Annette Chapman, and Morgan Kelly Wixted. Mlt-dfki at clef ehealth 2019: Multi-label classification of icd-10 codes with bert. In *CLEF (Working Notes)*, pp. 1–15, 2019.
- Aitziber Atutxa, Alicia Pérez, and Arantza Casillas. Machine learning approaches on diagnostic term encoding with the icd for clinical documentation. *IEEE journal of biomedical and health informatics*, 22(4):1323–1329, 2017.
- Anastasiya Belyaeva, Justin Cosentino, Farhad Hormozdiari, Krish Eswaran, Shravya Shetty, Greg Corrado, Andrew Carroll, Cory Y McLean, and Nicholas A Furlotte. Multimodal llms for health grounded in individual-specific data. In *Workshop on Machine Learning for Multimodal Healthcare Data*, pp. 86–102. Springer, 2023.
- Emma Chen, Aman Kansal, Julie Chen, Boyang Tom Jin, Julia Reisler, David E Kim, and Pranav Rajpurkar. Multimodal clinical benchmark for emergency care (mc-bec): A comprehensive benchmark for evaluating foundation models in emergency medicine. *Advances in Neural Information Processing Systems*, 36, 2024.
- Yuwen Chen and Jiangtao Ren. Automatic icd code assignment utilizing textual descriptions and hierarchical structure of icd code. In *2019 IEEE International Conference on Bioinformatics and Biomedicine (BIBM)*, pp. 348–353. IEEE, 2019.
- Zeming Chen, Alejandro Hernández Cano, Angelika Romanou, Antoine Bonnet, Kyle Matoba, Francesco Salvi, Matteo Pagliardini, Simin Fan, Andreas Köpf, Amirkeivan Mohtashami, Alexandre Sallinen, Alireza Sakhaeirad, Vinitra Swamy, Igor Krawczuk, Deniz Bayazit, Axel Marmet, Syrielle Montariol, Mary-Anne Hartley, Martin Jaggi, and Antoine Bosselut. Meditron-70b: Scaling medical pretraining for large language models, 2023.
- James J Cimino. Coding systems in health care. *Methods of information in medicine*, 35(04/05): 273–284, 1996.
- Mehdi Djennaoui, Grégoire Ficheur, Régis Beuscart, and Emmanuel Chazard. Improvement of the quality of medical databases: data-mining-based prediction of diagnostic codes from previous patient codes. In *MIE*, pp. 419–423, 2015.
- Siavash Golkar, Mariel Pettee, Michael Eickenberg, Alberto Bietti, Miles Cranmer, Gerard Krawezik, Francois Lanusse, Michael McCabe, Ruben Ohana, Liam Parker, Bruno Régaldou-Saint Blancard, Tiberiu Tesileanu, Kyunghyun Cho, and Shirley Ho. xval: A continuous number encoding for large language models, 2023.
- Hasham Ul Haq, Rameel Ahmad, and Sibte Ul Hussain. Intelligent ehrrs: predicting procedure codes from diagnosis codes. *arXiv preprint arXiv:1712.00481*, 2017.
- Chao-Wei Huang, Shang-Chi Tsai, and Yun-Nung Chen. Plm-icd: automatic icd coding with pretrained language models. *arXiv preprint arXiv:2207.05289*, 2022.
- Kexin Huang, Jaan Altosaar, and Rajesh Ranganath. Clinicalbert: Modeling clinical notes and predicting hospital readmission. *arXiv preprint arXiv:1904.05342*, 2019.
- J Ye Jay. Construction and utilization of a neural network model to predict current procedural terminology codes from pathology report texts. *Journal of pathology informatics*, 10(1):13, 2019.
- Mert Karabacak and Konstantinos Margetis. Embracing large language models for medical applications: Opportunities and challenges. *Cureus*, 15(5), 2023.
- Ramakanth Kavuluru, Anthony Rios, and Yuan Lu. An empirical evaluation of supervised learning approaches in assigning diagnosis codes to electronic medical records. *Artificial intelligence in medicine*, 65(2):155–166, 2015.

- Jinhyuk Lee, Wonjin Yoon, Sungdong Kim, Donghyeon Kim, Sunkyu Kim, Chan Ho So, and Jaewoo Kang. Biobert: a pre-trained biomedical language representation model for biomedical text mining. *Bioinformatics*, 36(4):1234–1240, 2020.
- Simon A Lee, Sujay Jain, Alex Chen, Arabdha Biswas, Jennifer Fang, Akos Rudas, and Jeffrey N Chiang. Multimodal clinical pseudo-notes for emergency department prediction tasks using multiple embedding model for ehr (meme). *arXiv preprint arXiv:2402.00160*, 2024.
- Lucian Vlad Lita, Shipeng Yu, Stefan Niculescu, and Jinbo Bi. Large scale diagnostic code classification for medical patient records. In *Proceedings of the Third International Joint Conference on Natural Language Processing: Volume-II*, 2008.
- Ning Liu, Qian Hu, Huayun Xu, Xing Xu, and Mengxin Chen. Med-bert: A pretraining framework for medical records named entity recognition. *IEEE Transactions on Industrial Informatics*, 18(8):5600–5608, 2021.
- James Mullenbach, Sarah Wiegrefe, Jon Duke, Jimeng Sun, and Jacob Eisenstein. Explainable prediction of medical codes from clinical text. *arXiv preprint arXiv:1802.05695*, 2018.
- Andriy Mulyar, Ozlem Uzuner, and Bridget McInnes. Mt-clinical bert: scaling clinical information extraction with multitask learning. *Journal of the American Medical Informatics Association*, 28(10):2108–2115, 2021.
- Sharidan K Parr, Matthew S Shotwell, Alvin D Jeffery, Thomas A Lasko, and Michael E Matheny. Automated mapping of laboratory tests to loinc codes using noisy labels in a national electronic health record system database. *Journal of the American Medical Informatics Association*, 25(10):1292–1300, 2018.
- Mary Jane C Samonte, Bobby D Gerardo, Arnel C Fajardo, and Ruji P Medina. Icd-9 tagging of clinical notes using topical word embedding. In *Proceedings of the 2018 1st International Conference on Internet and e-Business*, pp. 118–123, 2018.
- Hoo-Chang Shin, Yang Zhang, Evelina Bakhturina, Raul Puri, Mostofa Patwary, Mohammad Shoeybi, and Raghav Mani. Biomegatron: Larger biomedical domain language model. *arXiv preprint arXiv:2010.06060*, 2020.
- Anandakumar Singaravelan, Chung-Ho Hsieh, Yi-Kai Liao, and Jia-Lien Hsu. Predicting icd-9 codes using self-report of patients. *Applied Sciences*, 11(21):10046, 2021.
- Irena Spasić, Farzaneh Sarafraz, John A Keane, and Goran Nenadić. Medication information extraction with linguistic pattern matching and semantic rules. *Journal of the American Medical Informatics Association*, 17(5):532–535, 2010.
- Michael Subotin and Anthony Davis. A system for predicting icd-10-pcs codes from electronic health records. In *Proceedings of bionlp 2014*, pp. 59–67, 2014.
- Augustin Toma, Patrick R. Lawler, Jimmy Ba, Rahul G. Krishnan, Barry B. Rubin, and Bo Wang. Clinical camel: An open expert-level medical language model with dialogue-based knowledge encoding, 2023.
- Tao Tu, Shekoofeh Azizi, Danny Driess, Mike Schaeckermann, Mohamed Amin, Pi-Chuan Chang, Andrew Carroll, Charles Lau, Ryutaro Tanno, Ira Ktena, et al. Towards generalist biomedical ai. *NEJM AI*, 1(3):AIoa2300138, 2024.
- Özlem Uzuner, Imre Solti, and Eithon Cadag. Extracting medication information from clinical text. *Journal of the American Medical Informatics Association*, 17(5):514–518, 2010.
- Dave Van Veen, Cara Van Uden, Louis Blankemeier, Jean-Benoit Delbrouck, Asad Aali, Christian Bluethgen, Anuj Pareek, Malgorzata Polacin, Eduardo Pontes Reis, Anna Seehofnerova, et al. Clinical text summarization: Adapting large language models can outperform human experts. *Research Square*, 2023.

Dave Van Veen, Cara Van Uden, Louis Blankemeier, Jean-Benoit Delbrouck, Asad Aali, Christian Bluethgen, Anuj Pareek, Malgorzata Polacin, Eduardo Pontes Reis, Anna See-hofnerová, et al. Adapted large language models can outperform medical experts in clinical text summarization. *Nature Medicine*, pp. 1–9, 2024.

Michael Wornow, Yizhe Xu, Rahul Thapa, Birju Patel, Ethan Steinberg, Scott Fleming, Michael A Pfeffer, Jason Fries, and Nigam H Shah. The shaky foundations of large language models and foundation models for electronic health records. *npj Digital Medicine*, 6(1):135, 2023.

A Appendix

Example Outputs

Below we highlight the outputs of each LLM in an example regarding predicting 20 ICD 10 codes in random order:

Prompt

predict these ICD 10 codes to the best of your ability: ['Z16.35', 'H01.001', 'S83.134S', 'T36.5X1A', 'V32.9XXA', 'S82.402H', 'S36.241S', 'S04.72XD', 'S06.313S', 'M60.076', 'S92.021K', 'C40.22', 'S42.433B', 'M80.061D', 'S56.092S', 'S14.143A', 'T58.93XA', 'T44.3X3D', 'H75.82', 'V73.4XXS']

Model Responses

Meditron

We would like to highlight that we heavily experimented with Meditron. However this model would often give redundant responses like the ones seen below regardless of the prompt.

1. If the ICD 10 Code is an integer, then:
 - a. Predict that it is a number in the range [140-999].
 - b. Otherwise, predict that it is a letter in the range ['A', 'Z'].
2. If the ICD 10 Code is a string of characters, then:
 - a. Look up the first letter of this string to find out its value (e.g., '012' → '2').
 - b. Use the value found in step a for the prediction described in step 1.
3. If the ICD 10 Code is an empty string, then predict that it is a zero.

Medllama2

These codes are related to a patient with a history of head injury, seizures, and cognitive impairment. The patient may be at risk for various complications such as stroke, brain edema, intracerebral hemorrhage, and further cognitive decline. It's important to monitor the patient closely and follow up with neurological consultation if necessary.

GPT4

Interpreting ICD-10 codes involves a detailed understanding of the International Classification of Diseases, Tenth Revision, which provides a system for categorizing health conditions and related health problems. Each code is highly specific, reflecting various aspects of diagnoses. Here's a general interpretation of the codes you've provided:

Z1635: Encounter for screening for certain developmental disorders in childhood

H01.001: Acute follicular conjunctivitis, right eye

S83.134S: Sprain of medial collateral ligament of knee, subsequent encounter

T36.5X1A: Poisoning by antimalarials and drugs acting on other blood protozoa, accidental (unintentional), initial encounter

V32.9XXA: Occupant of pick-up truck or van injured in collision with car, pick-up truck or van in traffic accident, initial encounter

S82.402H: Nondisplaced fracture of lateral malleolus of left fibula, subsequent encounter for fracture with delayed healing

S36.241S: Injury of ileum, subsequent encounter

S04.72XD: Injury of phrenic nerve, left side, subsequent encounter

S06.313S: Focal traumatic brain injury without loss of consciousness, subsequent encounter

M60.076: Pyomyositis, lower leg

S92.021K: Displaced fracture of navicular [scaphoid] of left foot, subsequent encounter for fracture with nonunion

C40.22: Malignant neoplasm of short bones of left lower limb

S42.433B: Displaced fracture of base of neck of left humerus, initial encounter for open fracture

M80.061D: Age-related osteoporosis with current pathological fracture, right lower leg, subsequent encounter for fracture with routine healing

S56.092S: Strain of muscle, fascia and tendon at forearm level, left arm, sequela

S14.143A: Complete lesion of C5-C7 level of cervical spinal cord, initial encounter

T58.93XA: Toxic effect of chlorine gas, assault, initial encounter

T44.3X3D: Poisoning by local antifungal, anti-infective and anti-inflammatory drugs, assault, subsequent encounter

H75.82: Other specified disorders of ear in diseases classified elsewhere

V73.4XXS: Car occupant injured in collision with heavy transport vehicle or bus in nontraffic accident, sequela

Each code specifies not just the condition or injury, but often the side of the body affected, whether the visit is an initial or subsequent encounter, and sometimes the intent (e.g., accidental, assault). This granularity aids healthcare providers in tracking the precise nature of diagnoses and treatments. Note that for full and accurate descriptions, consulting the official ICD-10 coding guidelines or a healthcare professional is recommended.

GPT3.5

Predicting ICD-10 codes without context or specific information is challenging, as these codes represent a wide range of diagnoses, procedures, and external causes of injury or diseases. However, I can attempt to provide potential interpretations based on the structure and conventions of ICD-10 coding:

Z16.35: Encounter for surveillance of other genetic diseases

H01.001: Malignant neoplasm of right upper eyelid, including canthus, skin of eyelid and external ear

S83.134S: Sprain of posterior cruciate ligament of left knee, sequela

T36.5X1A: Toxic effect of other venoms and toxins, accidental (unintentional), initial encounter

V32.9XXA: Person on outside of special construction vehicle injured in collision with fixed or stationary object, initial encounter

S82.402H: Displaced fracture of lateral condyle of left tibia, subsequent encounter for closed fracture with delayed healing

S36.241S: Displaced fracture of anterior process of right calcaneus, sequela

S04.72XD: Crushing injury of unspecified ear, subsequent encounter

S06.313S: Laceration without foreign body of left ear, sequela

M60.076: Palmar fascial fibromatosis, left hand

S92.021K: Dislocation of unspecified metacarpophalangeal joint of right thumb, subsequent encounter

C40.22: Malignant neoplasm of liver, unspecified lobe

S42.433B: Unspecified injury of unspecified blood vessel at lower leg level, left leg, initial encounter

M80.061D: Closed fracture of base of skull, initial encounter for closed fracture

S56.092S: Strain of unspecified muscles, fascia and tendons at thigh level, left thigh, sequela

S14.143A: Other specified injury of shoulder and upper arm, left arm, initial encounter

T58.93XA: Traumatic amputation of unspecified wrist, hand and fingers, initial encounter

T44.3X3D: Poisoning by agents primarily acting on smooth and skeletal muscles and respiratory system, undetermined, subsequent encounter

H75.82: Other auditory disturbances, bilateral

V73.4XXS: Bus occupant injured in collision with other nonmotor vehicle in nontraffic accident, sequela

Please note that these interpretations are based on the structure and conventions of ICD-10 coding and may not accurately reflect the actual medical conditions or events associated with these codes. For precise medical diagnoses and treatment, it's essential to consult with a medical professional or refer to a comprehensive medical coding resource.

Claude 3 (Sonnet)

Here are my predictions for those ICD-10 codes:
Z16.35: Resistance to antiviral drugs
H01.001: Unspecified blepharitis right eye, upper and lower eyelids
S83.134S: Medial meniscus tear, current injury, right knee, sequela
T36.5X1A: Adverse effect of aminoglycosides, initial encounter
V32.9XXA: Passenger in unspecified motor vehicle injured in noncollision transport accident, initial encounter
S82.402H: Displaced fracture of lateral malleolus of right fibula, subsequent encounter
S36.241S: Minor contusion of liver, sequela
S04.72XD: Contusion of left cheek and temporomandibular area, subsequent encounter
S06.313S: Contusion and laceration of right cerebrum without prolapsed brain matter, sequela
M60.076: Infective myositis, lower leg
S92.021K: Displaced fracture of unspecified calcaneus, subsequent encounter for fracture with nonunion
C40.22: Malignant neoplasm of unspecified bronchus or lung
S42.433B: Displaced comminuted fracture of shaft of humerus, initial encounter for open fracture
M80.061D: Age-related osteoporosis with current pathological fracture, right forearm, subsequent encounter for fracture with routine healing
S56.092S: Unspecified injury of flexor muscle, fascia and tendon of left thumb at forearm level, sequela
S14.143A: Other fractures of rib, initial encounter for closed fracture
T58.93XA: Toxic effect of unspecified insecticide, accidental (unintentional), initial encounter
T44.3X3D: Poisoning by ecstasy, assault, subsequent encounter
H75.82: Age-related cataract, morgagnian type, left eye
V73.4XXS: Pregnancy with disruption of prior tubal or uterine surgery, sequela

Gemini

Here are my predictions for the ICD-10 codes you provided, to the best of my ability without internet access:

Code - Possible Name

Z16.35 - Encounter for other biological factors affecting the mother's health during pregnancy (This is a placeholder code for unspecified factors)

H01.001 - Hypertensive heart disease with (heart) failure

S83.134S - Percutaneous puncture and aspiration of joint with steroid injection, left knee (This is based on the assumption "S" stands for "surgery" and "4" signifies the lower extremity)

T36.5X1A - Poisoning by (unspecified) anticonvulsants, unintentional, initial encounter

V32.9XXA - Other personal history of other perinatal conditions (This is a placeholder code for unspecified perinatal conditions)

S82.402H - Closed reduction of displaced metacarpal fracture, with internal fixation, fifth metacarpal (This is based on the assumption "S" stands for "surgery" and "2" signifies the hand)

S36.241S - Other excision of perianal skin tag(s), with local anesthesia (This is based on the assumption "S" stands for "surgery" and "3" signifies the digestive system)

S04.72XD - Excision of keloid scar, other site (This is based on the assumption "S" stands for "surgery" and "0" signifies the head)

S06.313S - Other local excision of benign neoplasm of parotid gland, with local anesthesia (This is based on the assumption "S" stands for "surgery" and "0" signifies the head)

M60.076 - Poisoning by (unspecified) hallucinogens, with psychotic features

S92.021K - Traumatic rupture of spleen, open wound, laparoscopic repair

C40.22 - Malignant neoplasm of skin of eyelid, other and unspecified parts

S42.433B - Other open reduction of displaced fracture of upper end of tibia, with internal fixation

M80.061D - Intraosseous injection of medication, unspecified site

S56.092S - Other open reduction of displaced fracture of neck of femur, with internal fixation (This is based on the assumption "S" stands for "surgery" and "5" signifies the hip)

S14.143A - Incisional lung biopsy, with wedge resection, open approach

T58.93XA - Assault by other blunt object(s), initial encounter

H75.82 - Idiopathic scoliosis with deformity (This is a placeholder code for unspecified severity)

V73.4XXS - Encounter for other aftereffects of trauma (This is a placeholder code for unspecified aftereffects)

Disclaimer:

- These are just predictions based on the code structure and common medical practices.
- The actual meaning of the codes may vary depending on the specific healthcare system and documentation guidelines.
- For accurate diagnosis and treatment, always consult a qualified healthcare professional.
- Some letters may have different meanings depending on the coding system used within a healthcare facility.

LLaMA 70B

I'll do my best to predict the ICD-10 codes you've provided. Please note that these predictions are based on my training data, and I may not always get it right. Here are my predictions for the codes you've provided:

1. Z16.35 - Encounter for general adult medical examination without abnormal findings
2. H01.001 - Unspecified hearing loss, right ear
3. S83.134S - Other specified joint disorders, left shoulder
4. T36.5X1A - Unspecified injury of unspecified site, right arm
5. V32.9XXA - Unspecified personal history of other conditions, not elsewhere classified
6. S82.402H - Other specified disorders of the spine, thoracic region
7. S36.241S - Other specified disorders of the shoulder region, right shoulder
8. S04.72XD - Unspecified strain of muscle(s), fascia, and tendon at forearm level, left arm
9. S06.313S - Unspecified sprain of joint, left ankle
10. M60.076 - Unspecified abscess, left upper arm
11. S92.021K - Other specified disorders of the knee, right knee
12. C40.22 - Unspecified fracture of humerus, left humerus
13. S42.433B - Other specified disorders of the elbow, right elbow
14. M80.061D - Unspecified dislocation of joint, left shoulder
15. S56.092S - Other specified disorders of the lower back, thoracic region
16. S14.143A - Unspecified degenerative disc disease, lumbar region
17. T58.93XA - Unspecified injury of unspecified site, left arm
18. T44.3X3D - Unspecified fracture of shinbone, right shinbone
19. H75.82 - Unspecified hearing loss, left ear
20. V73.4XXS - Unspecified personal history of other conditions, not elsewhere classified

Please note that these are just predictions, and it's always best to consult a medical professional for accurate diagnosis and coding information.

Le Chat (Mistral)

Here are my predictions for the given ICD-10 codes. Please note that these are just predictions and might not be accurate as I'm not using the internet to look up the codes:

1. 'Z16.35': Presence of aortic aneurysm without mention of rupture
2. 'H01.001': Acute suppurative otitis media without spontaneous rupture of eardrum, right ear
3. 'S83.134S': Sprain of right ankle, sequela
4. 'T36.5X1A': Underdosing of other antiepileptic and sedative-hypnotic drugs, initial encounter
5. 'V32.9XXA': Other specified water transport accident injuring occupant, initial encounter
6. 'S82.402H': Displaced fracture of lateral malleolus of right fibula, subsequent encounter for fracture with routine healing
7. 'S36.241S': Laceration of right kidney with open wound into cavity, sequela
8. 'S04.72XD': Puncture wound without foreign body of unspecified eyelid and periocular area, subsequent encounter
9. 'S06.313S': Intracranial injury of other and unspecified nature with brief [less than one hour] loss of consciousness, sequela
10. 'M60.076': Calcific tendinitis of right shoulder
11. 'S92.021K': Laceration of right heel, subsequent encounter
12. 'C40.22': Malignant neoplasm of right frontal lobe
13. 'S42.433B': Displacement of internal fixation device of right clavicle, initial encounter
14. 'M80.061D': Age-related osteoporosis with current pathological fracture, right forearm, subsequent encounter for fracture with delayed healing
15. 'S56.092S': Laceration of unspecified muscle, fascia and tendon at forearm level, left arm, sequela
16. 'S14.143A': Puncture wound without foreign body of left shoulder, initial encounter
17. 'T58.93XA': Other and unspecified adverse effect of other drugs, medicaments and biological substances, initial encounter
18. 'T44.3X3D': Poisoning by penicillins, subsequent encounter
19. 'H75.82': Other specified disorders of vestibular function
20. 'V73.4XXS': Unspecified fit and epilepsy, sequela