

# Mitigating Dialogue Hallucination for Large Multi-modal Models via Adversarial Instruction Tuning

Dongmin Park<sup>1\*</sup>, Zhaofang Qian<sup>2\*</sup>, Guangxing Han, Ser-nam Lim<sup>3</sup>

<sup>1</sup>KRAFTON, <sup>2</sup>UC San Diego, <sup>3</sup>University of Central Florida  
dongmin.park@krafton.com, z3qian@ucsd.edu, guangxinghan@gmail.com,  
sernam@ucf.edu

**Abstract.** Mitigating hallucinations of Large Multi-modal Models (LMMs) is crucial to enhance their reliability for general-purpose assistants. This paper shows that such hallucinations of LMMs can be significantly exacerbated by preceding user-system dialogues. To precisely measure this, we first present an evaluation benchmark by extending popular multi-modal benchmark datasets with prepended hallucinatory dialogues generated by our novel Adversarial Question Generator (AQG), which can automatically generate image-related yet adversarial dialogues by adopting adversarial attacks on LMMs. On our benchmark, the zero-shot performance of state-of-the-art LMMs dropped significantly for both the VQA and Captioning tasks. Next, we further reveal this hallucination is mainly due to the prediction bias toward preceding dialogues rather than visual content. To reduce this bias, we propose Adversarial Instruction Tuning (AIT) that robustly fine-tunes LMMs on augmented multi-modal instruction-following datasets with hallucinatory dialogues. Extensive experiments show that our proposed approach successfully reduces dialogue hallucination while maintaining or even improving performance.

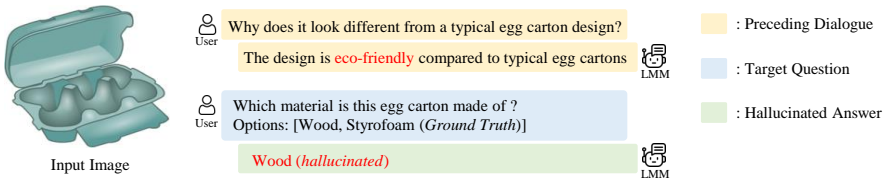
## 1 Introduction

Developing a general-purpose assistant that interacts with humans through channels such as vision and language is one of the important problems in artificial intelligence. Inspired by the remarkable success of Large Language Models (LLMs), such as ChatGPT [33], the community has paid growing interest in developing *multi-modal* assistants, so-called Large Multi-modal Models (LMMs), that align vision foundation models [11, 39] with LLMs to support visual-language instructions. Many LMMs including LLaVA [26], MiniGPT-4 [55], and InstructBLIP [13] have shown powerful zero-shot generalization ability in various multi-modal tasks such as classification [34, 36], detection [22], visual question answering (VQA) [44], and Captioning [52].

Despite their great success, several studies have revealed that LMMs are prone to hallucinations [6, 18]. While most studies focus on *object* hallucinations [23, 24], where LMMs often answer inconsistently with contents of objects

---

\*Equal Contribution.



**Fig. 1:** An example of dialogue hallucination generated by an LMM (*i.e.*, LLaVA) for a test example in ScienceQA dataset.

in a given image, the effect of user-system *dialogues* on hallucination has received little attention. Surprisingly, we found that such hallucinations can be significantly exacerbated by preceding user-system dialogues. For example, as shown in Figure 1, certain contents in preceding dialogues (“eco-friendly”) conflicting with the current question can distract LMMs, resulting in incorrect answers (“Wood”). This problem, which we call *dialogue hallucination*, is very crucial in practice because a user usually interacts with the system through multi-round chats so that the user can unintentionally attack LMMs in early chats and get unfaithful answers in later chats.

In this paper, we first present an evaluation benchmark, EvalDial, to precisely measure the dialogue hallucination of LMMs. Our benchmark is constructed on popular multi-modal benchmark datasets for VQA and Captioning tasks [52]. Specifically, for each *test* example in each dataset, we create corresponding hallucinatory dialogues that can be prepended to the original test question. To mimic actual user behaviors interacting with the assistant within visual contexts of a given image, we further introduce Adversarial Question Generator (AQG), which automatically generates *image-related* yet *adversarial* dialogues, by leveraging an additional LMM with black-box adversarial attack approaches [17, 30]. On EvalDial, the zero-shot generalization performances of state-of-the-art LMMs are dropped by up to 14.8%*p* for VQA task, and 48.4%*p* for Captioning task.

To mitigate the dialogue hallucination, we conduct input token attention analysis and find that the hallucination is mainly due to the prediction *bias* to preceding dialogues rather than visual contents. Then, we propose Adversarial Instruction Tuning (AIT) that aims to reduce the prediction bias by robustly fine-tuning LMMs on augmented visual instruction datasets with hallucinatory dialogues. Extensive experiments on six multi-modal datasets in EvalDial show that AIT successfully reduces the dialogue hallucination while maintaining or sometimes even improving the performance for both VQA and Captioning tasks.

Our main contributions can be summarized as follows:

- We find that LMMs are prone to hallucination by preceding dialogues.
- We present EvalDial for evaluating dialogue hallucination with AQG, a novel adversarial question generator.
- We reveal the prediction bias toward dialogues on hallucinated answers by using input token attention analysis.
- We propose AIT that successfully mitigates the dialogue hallucination on many multi-modal datasets.

## 2 Related Work

### 2.1 Instruction-following LMMs

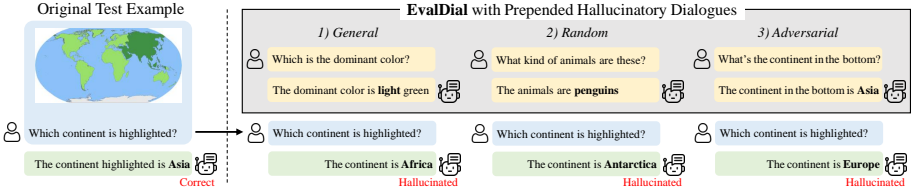
Instruction-tuning of LLMs such as GPT-3 [8] and LLaMA [47] to follow natural language instructions has significantly enhanced their zero-shot generalization ability in various NLP tasks [51], resulting in instruction-following LLMs such as ChatGPT [33] and Vicuna [12]. Recently, this instruction-tuning idea has been actively extended to *multi-modal* domains, and many instruction-following LMMs have been advanced [1, 5, 13, 26, 46, 50, 55]. In general, most LMMs combine pre-trained vision-language models (e.g., CLIP [39]) with LLMs by fine-tuning them on visual-language instruction datasets [19, 53]. Notably, LLaVA [26] projects the output embedding of a visual encoder as inputs to LLM, and then fine-tunes the model with the projection layer on a visual instruction dataset [35]. Similarly, MiniGPT-4 [55] uses BLIP-2 [21] as visual encoder and Vicuna as language decoder, and InstructBLIP [13] uses attention-based Q-former as the projection layer. These models have shown a powerful zero-shot performance in a variety of multi-modal tasks including VQA and Image Captioning [52].

### 2.2 Hallucinations of LMMs

Despite the great success of LMMs, several recent studies have revealed that such LMMs are prone to hallucinate output descriptions inconsistent with the input image and text instructions [6, 18]. One popular type is *object* hallucination where a model generates descriptions of objects that are non-existent or inaccurate from the given image [3, 40]. To mitigate this, a few evaluation benchmarks have been proposed. POPE [23] converts the hallucination detection as a binary classification, while GAVIE [24] leverages GPT-4 to validate the hallucination. Robust training on an enriched visual-instruction dataset containing both existing and non-existing objects is effective in reducing object hallucination [24]. While some recent works investigate the effect of deceptive prompts on LMMs, [38, 43], they only provide *hand-crafted* evaluation datasets, and the effect of user-system *dialogues* on LMM’s hallucination has received little attention.

### 2.3 Adversarial Attacks on Language Models

Adversarial attacks aim to make the output predictions of a deep learning model incorrect by perturbing the input examples [9, 17]. Many adversarial attack approaches for LLMs have been developed [30, 49, 56]. AdvPrompt [30] finds adversarial prompts by increasing the perplexity of the output tokens, so as to generate nonsensical text. GCG [56] injects adversarial suffix prompts to input tokens to generate objectionable behavior, such as harmful content. However, since most of these attacks are *incomprehensive* to humans, they are not directly applicable to generating adversarial dialogues for LMMs that must be in natural language.



**Fig. 2:** Overview of dialogue hallucinations with **EvalDial**. A test example on ScienceQA that LLaVA originally answers correctly becomes hallucinated after three types of prepended dialogues, *i.e.*, General, Random, and Adversarial.

### 3 Dialogue Hallucination and Evaluation Benchmark

We first formulate a general instruction-following LMM and its dialogue hallucination. Then, we describe EvalDial, a benchmark we release to evaluate dialogue hallucination, powered by our novel Adversarial Question Generator, AQG.

#### 3.1 Dialogue Hallucination of LMMs

**Instruction-following LMM.** For an input image  $X_v$  and a user question  $X_q$ , an instruction-following LMM  $f_{\text{LMM}}$  aims to generate a corresponding output text answer  $X_a$ . For multi-round conversation, the  $t$ -th round answer  $X_a^t$  can be formulated as:

$$X_a^t = f_{\text{LMM}}(X_v, X_{\text{dialogue}}^{<t}, X_q^t), \quad (1)$$

where  $X_{\text{dialogue}}^{<t} = (X_q^1, X_a^1, \dots, X_q^{t-1}, X_a^{t-1})$  is a sequence of all previous dialogues before asking  $t$ -th round question  $X_q^t$ . Here, we denote  $i$ -th round dialogue  $X_{\text{dialogue}}^i = (X_q^i, X_a^i)$  as a pair of a user question and the corresponding answer from LMM at round  $i$ .

**Dialogue Hallucination.** According to hallucination literature in NLP [6, 18], the most inclusive and standard definition of hallucinations is “the generated content that is nonsensical or unfaithful to the given source content”. Based on this, we define the *dialogue hallucination* of LMMs as in Definition 1.

**Definition 1.** (DIALOGUE HALLUCINATION) We call a generated answer  $\tilde{X}_a$ , that is faithful *without* any dialogue but becomes unfaithful *after* some preceding dialogues, *dialogue hallucination*. That is, the output answer  $\tilde{X}_a$  is hallucinated by the preceding dialogues such that  $f_{\text{LMM}}(X_v, X_{\text{dialogue}}^{<t}, X_q^t) = \tilde{X}_a$  while  $f_{\text{LMM}}(X_v, X_q^t) = X_a^{tgt}$ , where  $X_a^{tgt}$  means a non-hallucinated (target) answer.

Note that, dialogue hallucination can include various types of generated contents, such as *wrong* answers for VQA [18], *inaccurate* descriptions for Captioning [52], and responses with *non-existent* contents for Object-finding [23].

### 3.2 Evaluation Benchmark: EvalDial

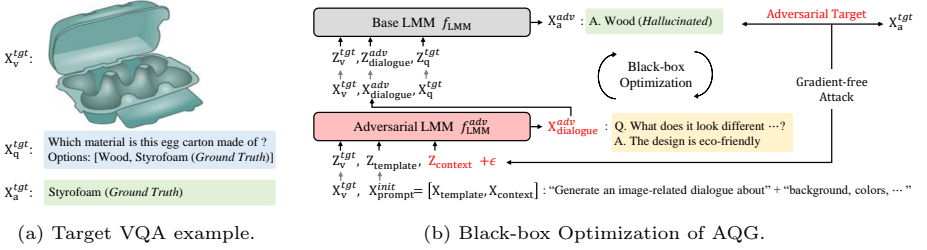
We construct EvalDial on top of popular multi-modal *test* datasets; ScienceQA [27], OKVQA [29], GQA [16], and IconQA [28] datasets for VQA task, and NoCaps [2], Flickr-30k [37], and WHOOPS [7] datasets for Captioning task. For each test example in each dataset, we create three types of dialogue, *i.e.*, *General*, *Random*, and *Adversarial*, that are prepended into the original test question or instruction. Figure 2 illustrates more details of EvalDial.

1. **General Dialogue** contains a general question, that can be universally asked to any image, and its corresponding answer is obtained from LMM. For example, a general dialogue can be “*Q. What is the dominant color in the image? A. It’s blue*”. We extract 10 general questions from GPT-3 by prompting “*Generate 10 general questions for a random image*”. See Appendix A for detailed questions.
2. **Random Dialogue** consists of a pair of random questions, that is completely irrelevant to a given image, and its corresponding answer is obtained from LMM. For example, given a car image, a random dialogue can be “*Q. what kind of animals are these? A. there are no animals*”. To generate such questions, we randomly extract questions from the VQA-v2 dataset [15], which does not have an overlapping set of questions with the aforementioned seven benchmark test datasets.
3. **Adversarial Dialogue** contains an *image-related* yet *adversarial* question that causes hallucinations to the original test question. Because real users often have chats related to the context of the given image, it is essential to verify LMM’s robustness against the image-related but adversarial dialogue. However, generating such subtle questions is very challenging. Thus, we propose AQG, an adversarial question generator based on black-box adversarial attack techniques [4, 30] as in Section 3.3. Detailed generated adversarial questions are in Appendix B.

Note that, for all three types of dialogues, EvalDial only contains questions without corresponding answers, since the answers are naturally generated by LMMs in the test phase. Evaluation results of state-of-the-art LMMs on EvalDial can be found in Section 5.

### 3.3 Adversarial Question Generator

To mimic real-world user-system interactions, AQG aims to generate *image-related* and *natural-sounding*, yet *adversarial* dialogues, which makes it difficult to directly apply typical adversarial attack algorithms for LLMs that are usually single-modal or incomprehensive to humans. To this end, we incorporate an extra LMM into the black-box optimization of adversarial attack, as illustrated in Figure 3. In detail, AQG consists of two common components in adversarial attack; threat model and adversarial target.



**Fig. 3:** Overall process of AQQ. It aims to generate an adversarial dialogue  $X_{dialogue}^{adv}$  (in yellow box) to hallucinate the answer  $X_a^{adv}$  (in upper green box) by incorporating an additional LMM into the black-box optimization process for the adversarial attack.

**Threat Model.** A threat model represents specific types of attack, *e.g.*,  $l_2$ -bounded noise for image classification [4], or token-restricted prompt for NLP tasks [30]. We consider our threat model to confine the types of adversarial dialogues to be image-related and natural-sounding. To do so, we leverage an additional LMM  $f_{LMM}^{adv}$  and force it to generate image-related and natural-sounding dialogues by updating adversarial prompt tokens  $Z_{prompt} = f_{token}(X_{prompt})$ , where  $X_{prompt}$  is an input prompt of  $f_{LMM}^{adv}$  and  $f_{token}$  is a tokenizer that converts words to token embeddings. The adversarial prompt  $X_{prompt}$  consists of a *fixed* template prompt  $X_{template}$ , *e.g.*, “generate an image-related dialogue about”, concatenated with an *updatable* context prompt  $X_{context}$  initialized as “background, colors, history, etc”, such that  $X_{prompt} = [X_{template}; X_{context}]$ . See Appendix C for details of prompt initialization.

In optimization, we only perturb the context prompt by injecting a random noise  $\epsilon$  into the context token embeddings  $Z_{context}$ . The random noise  $\epsilon$  is sampled from a normal distribution with the mean of 0 and the standard deviation  $\sigma = 0.1 * \text{AvgDist}$ , where AvgDist is the average distance between embeddings of all possible tokens, which is shown to be effective in attacking language models [30].

**Adversarial Target.** Since LMMs only generate language output, we can use any loss for adversarial attacks used in NLP tasks. We consider two popular loss functions to guide the direction of our black-box optimization.

- **Supervised Target:** Given a ground-truth answer  $X_a^{tgt}$ , the supervised adversarial target is calculated by the mean of token-level cross-entropy loss such that  $\mathcal{L} = \frac{1}{|X_a^{tgt}|} \sum_{x \in X_a^{tgt}} -\log P_{LMM}(x)$ , where  $P_{LMM}(x)$  is the probability of a token  $x$  from the learned LMM  $f_{LMM}$ .
- **Unsupervised Target:** For any output answer  $X_a^{adv}$ , we consider its output perplexity as the unsupervised target such as  $\mathcal{L} = \frac{1}{|X_a^{adv}|} \sum_{x \in X_a^{adv}} -\log P_{LMM}(x)$ .

As default versions of AQQ, we use the supervised target to generate adversarial dialogues for VQA task and use the unsupervised target for Captioning task.

**Optimization Procedure.** Algorithm 1 details the overall optimization process of AQQ, which is self-explanatory. To find the best adversarial dialogue  $X_{dialogue}^{adv}$  with higher target loss  $\ell^{tgt}$ , AQQ starts with an initial prompt  $X_{prompt}^{init}$  and

---

**Algorithm 1** Adversarial Question Generator (AQG)

---

INPUT:  $X_{\text{prompt}}^{\text{init}}$ : initial prompt,  $X_{\text{dialogue}}^{\text{adv}}$ : generated adversarial dialogue,  $X_{\text{a}}^{\text{adv}}$ : output answer, and  $X_{\text{a}}^{\text{tgt}}$ : target answer

- 1: Initialize  $X_{\text{prompt}} \leftarrow [X_{\text{template}}; X_{\text{context}}]$ ;  $\ell^{\text{tgt}} \leftarrow 0$ ;  $\sigma \leftarrow 0.1 * \text{AvgDist}$
- 2: **for**  $i = 1$  **to**  $r$  **do**
- 3:    $\epsilon \sim \mathcal{N}(0, \sigma)$
- 4:    $X_{\text{dialogue}}^{\text{adv}} = f_{\text{LMM}}^{\text{adv}}(X_{\text{v}}^{\text{tgt}}, Z_{\text{template}}, Z_{\text{context}} + \epsilon)$
- 5:    $X_{\text{a}}^{\text{adv}} = f_{\text{LMM}}(X_{\text{v}}^{\text{tgt}}, X_{\text{dialogue}}^{\text{adv}}, X_{\text{q}}^{\text{tgt}})$
- 6:   **if**  $\mathcal{L}(X_{\text{a}}^{\text{adv}}, X_{\text{a}}^{\text{tgt}}) > \ell^{\text{tgt}}$  **do**
- 7:      $Z \leftarrow Z + \epsilon$ ,  $\ell^{\text{tgt}} = \mathcal{L}(X_{\text{a}}^{\text{adv}}; X_{\text{a}}^{\text{tgt}})$
- 8:   **else do**
- 9:      $Z \leftarrow Z$

OUTPUT: Final adversarial dialogue  $X_{\text{dialogue}}^{\text{adv}}$

---

proceeds the black-box optimization steps until round  $r$  (in Lines 1–2). In each optimization step, it samples the gaussian noise  $\epsilon$  and the noise injected tokens  $Z_{\text{prompt}} = [Z_{\text{template}}; Z_{\text{context}} + \epsilon]$  is fed into the adversarial LMM, generating the adversarial dialogue  $X_{\text{dialogue}}^{\text{adv}}$  (in Lines 3–4). Next, the generated adversarial dialogue  $X_{\text{dialogue}}^{\text{adv}}$  is fed into the original LMM to hallucinate the answer  $X_{\text{a}}^{\text{adv}}$  (in Line 5). With the generated answer  $X_{\text{a}}^{\text{adv}}$ , we confirm to update the input tokens  $Z^{\text{prompt}} \leftarrow Z^{\text{prompt}} + \epsilon$  only if the adversarial target is increased, otherwise we maintain it as  $Z^{\text{prompt}} \leftarrow Z^{\text{prompt}}$  (in Lines 6–9). After repeating  $r$  rounds of optimization, AQG returns the best adversarial dialogue  $X_{\text{dialogue}}^{\text{adv}}$ . Note that, AQG attacks the input prompt without calculating any gradient in a black-box optimization manner.

## 4 Adversarial Instruction Tuning

To mitigate the dialogue hallucination, we first provide an input token attention analysis to help understand dialogue hallucination. Based on this, we present a robust instruction tuning method, *Adversarial Instruction Tuning (AIT)*.

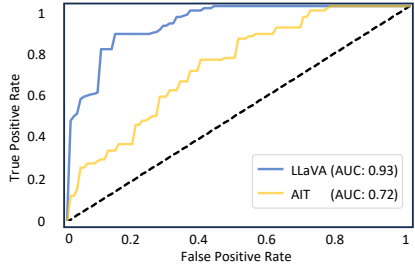
### 4.1 Input Token Attention Analysis

Input feature attention analysis is a popular method to investigate the contribution of input features to model prediction, *e.g.*, CAM [54] and GradCAM [42] for vision models, or token attention map [20, 45] for language models. Based on this, we introduce a new attention-based metric, called Dialogue Tokens Attention Ratio (DTAR), that helps to analyze the dialogue hallucination in instruction-following LLMs, by calculating the contribution of preceding dialogues to output answer prediction.

**Dialogue Tokens Attention Ratio.** Let  $Z_{\text{v}} = W_{\text{Proj}} \cdot f_{\text{VE}}(X_{\text{v}})$  be token embeddings of input image  $X_{\text{v}}$ , where  $W_{\text{Proj}}$  is a linear projection layer that convert the output patches of visual encoder  $f_{\text{VE}}$  to input tokens of LLM, and

**Table 1:** Summary of DTAR scores.

Models	Cases	Mean	Std
LLaVA	Correct	0.19	0.06
	Hallucinated	0.37	0.11
AIT	Correct	0.17	0.09
	Hallucinated	0.25	0.12

**Fig. 4:** AUC-ROC curves of DTAR scores.

$Z_{\text{dialogue}} = f_{\text{token}}(X_{\text{dialogue}})$  be token embeddings of input preceding dialogue  $X_{\text{dialogue}}$ . Also, let  $P(X_{\text{a}})$  be the probability of output answer tokens. Then, we define *Dialogue Tokens Attention Ratio (DTAR)* using the *gradient* of input token embeddings  $Z_{\text{v}}$  and  $Z_{\text{dialogue}}$  with respect to the output token probability  $P(X_{\text{a}})$ , as in Definition 2.

**Definition 2.** (DIALOGUE TOKENS ATTENTION RATIO) For each instruction example, DTAR is the ratio of the sum of all absolute attention scores of dialogue tokens over that of all input tokens. Formally,

$$\sum_i \left[ \sum_j \left| \frac{\partial P(X_{\text{a},i})}{\partial Z_{\text{dialogue},j}} \right| / \left( \sum_j \left| \frac{\partial P(X_{\text{a},i})}{\partial Z_{\text{dialogue},j}} \right| + \sum_k \left| \frac{\partial P(X_{\text{a},i})}{\partial Z_{\text{v},k}} \right| \right) \right], \quad (2)$$

where  $X_{\text{a},i}$  denotes  $i$ -th token in the output answer  $X_{\text{a}}$ ,  $Z_{\text{dialogue},j}$  denotes  $j$ -th token embedding in  $Z_{\text{dialogue}}$ , and  $Z_{\text{v},k}$  denotes  $k$ -th token embedding in  $Z_{\text{v}}$ . Intuitively, DTAR means the contribution of preceding dialogues over the input image to output the final answer.

**DTAR Analysis for Dialogue Hallucination.** Using LLaVA [26], we calculate the DTAR score of hallucinated examples and that of non-hallucinated (correct) examples on EvalDial built on top of the ScienceQA dataset. We select 500 hallucinated examples by preceding adversarial dialogues and 500 non-hallucinated examples, then calculate the DTAR score for each example. Table 3 summarizes the mean and standard deviation of DTAR scores for non-hallucinated and hallucinated cases. For LLaVA, the DTAR score of hallucinated examples is higher than that of non-hallucinated examples, meaning that LLaVA focuses more on preceding dialogues than image features for the prediction of the hallucinated case. Similarly, Figure 4 shows the AUC-ROC curves of DTAR score on two cases, hallucinated and non-hallucinated. The AUC of DTAR score of LLaVA is 0.935, which is high, meaning that LLaVA often relies on hallucinatory dialogue for prediction, thereby causing hallucinations. Therefore, we need a new method to suppress this prediction bias toward hallucinatory dialogues.



## 4.2 Adversarial Instruction Tuning (AIT)

To reduce the negative effect of hallucinatory dialogues, we propose AIT that performs instruction tuning on adversarially augmented visual instruction datasets. AIT first generates hallucinatory dialogues and prepends them into visual instruction training datasets, and then performs instruction tuning by masking the hallucinatory dialogues in loss calculation.

**Hallucinatory Dialogue Generation.** We create hallucinatory dialogues following the protocol of EvalDial in Section 3.2. Specifically, for each training example of the visual-instruction dataset such as LLaVA-Instruct-150k [26], we generate hallucinatory questions  $X_q^{i,adv}$  in order to hallucinate each round’s question  $X_q^i$  in the original training example  $X_{\text{dialogue}}^{<t}$ , and generate its corresponding answers  $X_a^{i,adv}$  by simply asking the hallucinatory questions to LMMs. The hallucinatory question includes all types of dialogues, i.e., General, Random, and Adversarial. For each training example with a total of  $t$  instruction rounds, we randomly augment  $m$  rounds out of  $t$  rounds.

**Hallucinatory Dialogue Injection.** For each training example, the  $i$ -th round dialogue  $X_{\text{dialogue}}^i = (X_q^i, X_a^i)$  can be adversarially augmented by prepending a hallucinatory dialogue  $X_{\text{dialogue}}^{i,adv} = (X_q^{i,adv}, X_a^{i,adv})$  as follows:

$$X_{\text{aug}}^i = (X_{\text{dialogue}}^{i,adv}, X_{\text{dialogue}}^i). \quad (3)$$

That is, if  $m = 1$  and  $i$ -th round instruction is chosen to be augmented, then the overall augmented input  $X_{\text{aug}}$  for LMM are formulated as,

$$X_{\text{aug}} = (X_v, X_{\text{dialogue}}^1, \dots, X_{\text{aug}}^i, \dots, X_{\text{dialogue}}^t). \quad (4)$$

**Masked Instruction Tuning.** In contrast to standard instruction tuning, where LMM minimizes the cross-entropy loss of answer tokens in all rounds of dialogues, we *mask* the answer tokens of hallucinatory dialogues so that they are not factored into calculating the cross-entropy loss. That is, the LMM is not trained to generate answers in hallucinatory dialogue. Therefore, the LMM can be robustly trained to generate correct answers to subsequent questions despite the presence of preceding hallucinatory dialogue.

## 5 Experiments

**Datasets.** Followed by Section 3.2, we use our proposed benchmark, EvalDial, for evaluating dialogue hallucination. We mainly use EvalDial built on top of OKVQA [29], GQA [16], and IconQA [28] for VQA task, and NoCaps [2], Flickr-30K [37], and WHOOPS [7] for Captioning task.

**Algorithms.** We compare the zero-shot performance of AIT with three recently proposed instruction-following LMMs: (1) MiniGPT-4 (7B) [55], (2) Instruct-BLIP (7B) [13], and (3) LLaVA-v1.5 (7B) [25]. (1) MiniGPT-4 aligns ViT-G/14 from EVA-CLIP [14] with Vicuna [12] using a single projection layer,

**Table 2:** Comparison of zero-shot performance of LMMs on VQA and Image Captioning tasks. To validate the dialogue hallucination, we prepend three types of single-round dialogues, General (Gen), Random (Rand), and Adversarial (Adv).

Datasets	MiniGPT-4 (7B)				InstructBLIP (7B)				LLaVA-v1.5 (7B)				AIT (7B)			
	None	Gen	Rand	Adv	None	Gen	Rand	Adv	None	Gen	Rand	Adv	None	Gen	Rand	Adv
OKVQA	36.4	28.4	24.7	24.2	60.0	57.4	59.2	53.7	54.8	54.4	53.6	54.0	56.8	59.6	55.2	57.2
GQA	31.2	26.2	19.4	18.8	50.4	49.0	46.8	46.2	55.8	55.4	57.0	54.2	57.8	53.0	55.4	56.4
IconQA	37.2	31.0	24.0	22.4	53.0	52.2	51.6	51.1	48.8	45.8	46.4	46.0	47.8	45.4	49.2	46.6
NoCaps	40.0	34.4	31.9	21.5	45.7	26.7	27.5	21.8	42.1	41.2	40.8	40.6	75.6	77.6	72.5	77.8
Flickr-30K	27.2	23.9	18.4	16.9	49.3	22.4	23.0	19.5	31.0	30.4	29.6	25.6	57.5	58.5	56.6	55.6
WHOOFS	48.0	45.3	44.6	25.7	73.4	27.6	30.7	25.0	39.7	38.5	38.7	40.5	73.8	75.3	70.1	76.2

and performs instruction tuning on multiple image captioning datasets including LAION [41], Conceptual Captions [10], and SBU [32]. (2) InstructBLIP aligns ViT-G/14 with Vicuna using a Query Transformer (Q-Former) and performs instruction tuning on 13 publicly available datasets. (3) LLaVA-v1.5 uses CLIP-ViT-L-336px as the visual encoder, Vicuna as the language decoder, and MLP layer as the projection layer. It performs fine-tuning on LLaVA-Instruct-665K [26], which is a combination of LLaVA-Instruct-150K with academic-oriented training datasets including OKVQA [29], OCRVQA [31], etc.

**Implementation Details.** AIT uses the same model architecture with LLaVA-v1.5. For the hyper-parameters of adversarial instruction tuning, we train AIT for 1 epoch with a batch size of 128, and an initial learning rate of  $2e-5$  with a cosine scheduler. For hallucinatory dialogue injection, we generate adversarial dialogue examples from LLaVA-Instruct-80k, OKVQA with 9K examples, GQA with 15K examples, IconQA with 29K examples, and 0.5K examples each from NoCaps and Flickr-30K, which are mostly included in LLaVA-Instruct-665K. All methods are implemented with PyTorch 1.8.0 and executed on multiple NVIDIA A100 GPUs. The code will be available soon.

**Evaluation.** For VQA task, we use top-1 accuracy that validates whether the ground-truth answer is in the generated sentence as the main evaluation metric. For Image Captioning task, we use CIDEr [48] score, a popular metric to evaluate image captioning quality [52].

## 5.1 Main Results on EvalDial

Table 2 summarizes the zero-shot performance of LMMs on EvalDial. Overall, every baseline LMM such as LLaVA, MiniGPT-4, and InstructBLIP is vulnerable to dialogue hallucination, so their VQA accuracy is significantly degraded by three types of preceding dialogues which shows the efficacy of AQG. On the other hand, AIT shows the most robust VQA and Captioning performance against dialogue hallucinations. Numerically, for VQA task with OKVQA, GQA, and IconQA datasets, AIT maintains VQA accuracy within 1.6%p performance drops or sometimes even improves the results without any preceding dialogues,

**Table 3:** Effect of the number of hallucinatory dialogues used during AIT. Each model is augmented and finetuned from the LLaVA-Instruct-150K dataset.

Model	GQA				IconQA			
	None	General	Random	Adversarial	None	General	Random	Adversarial
AIT <sub><i>m</i>=1</sub>	44.2	38.8	38.8	35.6	55.0	46.4	47.2	40.4
AIT <sub><i>m</i>=2</sub>	44.4	39.2	36.6	35.8	61.0	44.0	47.8	41.6
AIT <sub><i>m</i>=all</sub>	<b>45.6</b>	<b>39.6</b>	<b>38.9</b>	<b>36.8</b>	<b>68.6</b>	<b>47.6</b>	<b>51.4</b>	<b>50.0</b>

**Table 4:** Effect of the size of dataset used to augment adversarial examples. From the default version of AIT, we add more adversarial examples from training set of IconQA.

Model	OKVQA <sub>Adv</sub>	GQA <sub>Adv</sub>	IconQA <sub>Adv</sub>	NoCaps <sub>Adv</sub>	FlickrAdv	Whoops <sub>Adv</sub>
AIT	54.0	54.8	34.8	70.9	48.2	65.0
+5K IconQA	56.8	55.4	40.2	71.7	52.9	69.3
+10K IconQA	55.0	55.8	41.4	70.1	51.0	68.3
+15K IconQA	55.6	56.2	<b>43.6</b>	<b>73.8</b>	51.1	71.1
+20K IconQA	<b>58.0</b>	<b>56.2</b>	43.4	73.1	<b>52.1</b>	<b>73.0</b>

while other baselines drop the VQA accuracy by up to 14.8%*p*. Similarly, for Captioning task with Nocaps, Flickr-30K, and WHOOPS datasets, AIT improves or maintains Captioning performance within 1.9%*p* drops, while other baselines drop the performance by up to 48.4%*p*. Interestingly, AIT is also effective in increasing the overall performance regardless of the preceding dialogues.

## 5.2 Ablation Studies

**Effect of The Number of Injected Hallucinatory Dialogues.** As elaborated in Section 4.2, AIT randomly chooses *m* rounds for each training example in the visual-instruction dataset to inject hallucinatory dialogues. Here, we investigate the effect of the number *m* of injected hallucinatory dialogues. We set *m* to be 1, 2 and all from available dialogues per example since most examples contain 4 rounds of dialogues on average. To control the effect of data size in the study, we only use LLaVA-Instruct-150K for fine-tuning.

As shown in Table 3, with more injected adversarial examples used during AIT, the model gets more robust to the adversarial attack. Therefore, the more hallucinatory dialogues injected into adversarial instruction tuning, the more performance gain we can have.

**Effect of Data Size for Augmenting Adversarial Examples.** Table 4 shows the effect of the size of the dataset used to augment adversarial examples during AIT. By adding more adversarial examples from the training set of IconQA, i.e., from 5K to 20K examples, the AIT’s performance on every evaluation dataset is consistently increasing. Note that, even if we are not adding examples from the Whoops dataset as part of the adversarial data, the performance on Whoops is also improved. This result indicates that AIT can keep improving and increasing its generalization capability by adding more augmented adversarial examples.

**Table 5:** Effect of applying masked instruction tuning during AIT. We evaluate the performance on IconQA dataset.

Model	IconQA			
	None	General	Random	Adversarial
Unmasked	32.8	30.6	33.6	29.8
Masked	47.2	49.0	48.0	47.8

**Table 6:** Effect of multi-round prepended dialogues on LMMs using GQA dataset.

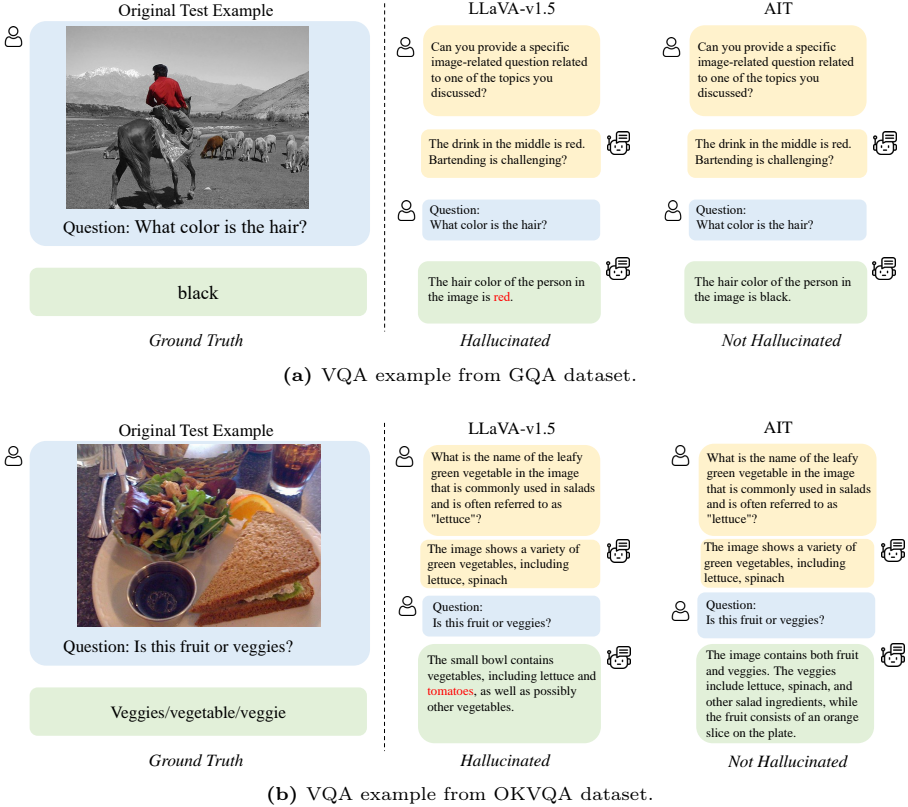
Round	LLaVA-v1.5			AIT		
	General	Random	Adversarial	General	Random	Adversarial
1	55.4	57.0	54.2	53.0	55.4	56.4
2	52.4	54.0	51.8	53.4	55.4	55.0
4	53.4	53.2	49.8	52.6	55.5	53.0

**Effect of Loss Masking on Prepended Adversarial Dialogues.** Table 5 shows the effect of the loss masking on prepended adversarial dialogues in masked instruction tuning. Without loss masking, AIT shows unsatisfactory performance in mitigating dialogue hallucination. This is because the fine-tuned LMM without loss masking is forced to generate the answer even for injected random or adversarial dialogues, which are out-of-context from the given image or harmful in maintaining the context of the given image, resulting in more hallucinations in later rounds of chats.

More ablation studies including the effect of data size for non-adversarial examples can be found in the Appendix D.

### 5.3 Results on Multi-round EvalDial

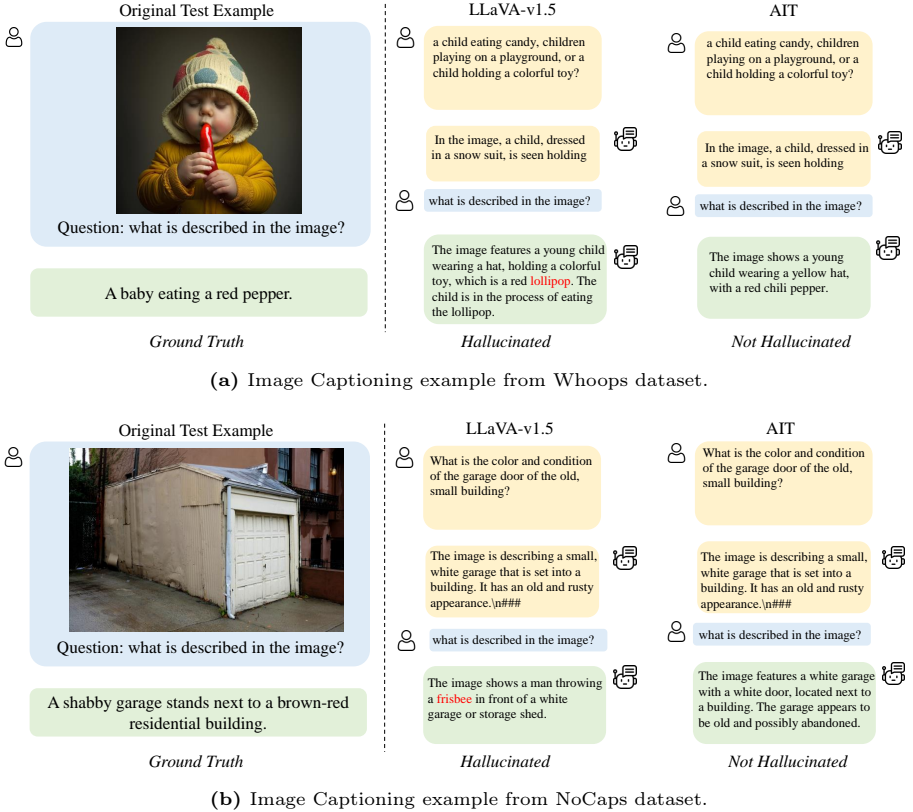
As users usually interact with LMMs via multi-round dialogues, it’s essential to explore the effectiveness of LMMs in multi-round cases. For General and Random type attacks, we randomly sample one question for each round and prepend them before the target question. For the Adversarial type attack, we generated different adversarial questions by using AQG based on the target question-answer pair for each round. Table 6 shows the results with 1,2, and 4 rounds of prepended dialogues during evaluation on the LLaVA baseline and AIT model. The results indicate that more prepended questions make the model less likely to answer the target question correctly. However, AIT shows a more robust performance than the baseline on different types of prepended dialogues. Specifically, as the round of prepended dialogue increases, LLaVA shows a consistent performance drop for all three types of dialogues. Meanwhile, AIT succeeded in maintaining the performance in General and Random types, and showing less performance drop in Adversarial cases.



**Fig. 5:** Visualization of two VQA examples generated by LLaVA-v1.5 and AIT. The hallucinated words are highlighted in red.

## 5.4 Visualization

Figure 5 and Figure 6 visualize two examples with adversarial dialogues generated by AQG for VQA and Captioning task, respectively. Overall, while LLaVA-v1.5 hallucinates answers by preceding adversarial dialogues, AIT can generate correct answers without hallucinations by preceding dialogues. For example, as illustrated in Fig 5(a), as the preceding adversarial dialogue contains the word “red” (in yellow box), LLaVA-v1.5 hinders from answering the original VQA question by answering “the color of the person’s hair” as “red” in later chats (colored in red in the green box). Similarly, as in Fig 6(a), the word “candy” in the adversarial preceding dialogue (in yellow box) hinders LLaVA-v1.5 from describing the image with the word “lollipop” in later chats (marked in red in the green box), which shows the LLaVA’s weakness to the dialogue hallucination. On the other hand, although the same adversarial dialogue is prepended, AIT generates the correct answer or description of the image without hallucinations, by leveraging its power of robust fine-tuning against augmented adversarial di-



**Fig. 6:** Visualization of two Captioning examples generated by LLaVA-v1.5 and AIT. The hallucinated words are highlighted in red.

alogues. Note that, all the preceding adversarial dialogues were automatically generated by our proposed AQG.

## 6 Conclusion

In this work, we find that the existing instruction-following LMMs are prone to be hallucinated by preceding user-system dialogues. To precisely validate this dialogue hallucination, we construct EvalDial, a large and diverse evaluation benchmark covering popular multi-modal datasets in VQA and captioning tasks, with a novel adversarial dialogue generator AQG. In addition, to mitigate such hallucination, we provide an in-depth analysis to help understand why such hallucination happens with input token attention analysis, and then propose AIT, a robust instruction-tuning method that maintains or even improves the zero-shot VQA and captioning performance of LMMs in the presence of hallucinatory dialogues. We believe that our work can shed light on future research on the robustness of instruction-following LMM against hallucinations.

## References

1. Achiam, J., Adler, S., Agarwal, S., Ahmad, L., Akkaya, I., Aleman, F.L., Almeida, D., Altenschmidt, J., Altman, S., Anadkat, S., et al.: Gpt-4 technical report. arXiv preprint arXiv:2303.08774 (2023) **3**
2. Agrawal, H., Desai, K., Wang, Y., Chen, X., Jain, R., Johnson, M., Batra, D., Parikh, D., Lee, S., Anderson, P.: Nocaps: Novel object captioning at scale. In: Proceedings of the IEEE/CVF international conference on computer vision. pp. 8948–8957 (2019) **5, 9**
3. Alayrac, J.B., Donahue, J., Luc, P., Miech, A., Barr, I., Hasson, Y., Lenc, K., Mensch, A., Millican, K., Reynolds, M., et al.: Flamingo: a visual language model for few-shot learning. *Advances in Neural Information Processing Systems* **35**, 23716–23736 (2022) **3**
4. Andriushchenko, M., Croce, F., Flammarion, N., Hein, M.: Square attack: a query-efficient black-box adversarial attack via random search. In: European conference on computer vision. pp. 484–501. Springer (2020) **5, 6**
5. Bai, J., Bai, S., Yang, S., Wang, S., Tan, S., Wang, P., Lin, J., Zhou, C., Zhou, J.: Qwen-vl: A frontier large vision-language model with versatile abilities. arXiv preprint arXiv:2308.12966 (2023) **3**
6. Bang, Y., Cahyawijaya, S., Lee, N., Dai, W., Su, D., Wilie, B., Lovenia, H., Ji, Z., Yu, T., Chung, W., et al.: A multitask, multilingual, multimodal evaluation of chatgpt on reasoning, hallucination, and interactivity. arXiv preprint arXiv:2302.04023 (2023) **1, 3, 4**
7. Bitton-Guetta, N., Bitton, Y., Hessel, J., Schmidt, L., Elovici, Y., Stanovsky, G., Schwartz, R.: Breaking common sense: Whoops! a vision-and-language benchmark of synthetic and compositional images. In: Proceedings of the IEEE/CVF International Conference on Computer Vision. pp. 2616–2627 (2023) **5, 9**
8. Brown, T., Mann, B., Ryder, N., Subbiah, M., Kaplan, J.D., Dhariwal, P., Nee-lakantan, A., Shyam, P., Sastry, G., Askell, A., et al.: Language models are few-shot learners. *Advances in neural information processing systems* **33**, 1877–1901 (2020) **3**
9. Chakraborty, A., Alam, M., Dey, V., Chattopadhyay, A., Mukhopadhyay, D.: Adversarial attacks and defences: A survey. arXiv preprint arXiv:1810.00069 (2018) **3**
10. Changpinyo, S., Sharma, P., Ding, N., Soricut, R.: Conceptual 12m: Pushing web-scale image-text pre-training to recognize long-tail visual concepts. In: Proceedings of the IEEE/CVF Conference on Computer Vision and Pattern Recognition. pp. 3558–3568 (2021) **10**
11. Chen, F.L., Zhang, D.Z., Han, M.L., Chen, X.Y., Shi, J., Xu, S., Xu, B.: Vlp: A survey on vision-language pre-training. *Machine Intelligence Research* **20**(1), 38–56 (2023) **1**
12. Chiang, W.L., Li, Z., Lin, Z., Sheng, Y., Wu, Z., Zhang, H., Zheng, L., Zhuang, S., Zhuang, Y., Gonzalez, J.E., et al.: Vicuna: An open-source chatbot impressing gpt-4 with 90%\* chatgpt quality. See <https://vicuna.lmsys.org> (accessed 14 April 2023) (2023) **3, 9**
13. Dai, W., Li, J., Li, D., Meng Huat Tiong, A., Zhao, J., Wang, W., Li, B., Fung, P., Hoi, S.: Instructblip: Towards general-purpose vision-language models with instruction tuning. arXiv preprint arXiv:2305.06500 (2023) **1, 3, 9**
14. Fang, Y., Wang, W., Xie, B., Sun, Q., Wu, L., Wang, X., Huang, T., Wang, X., Cao, Y.: Eva: Exploring the limits of masked visual representation learning at scale.

- In: Proceedings of the IEEE/CVF Conference on Computer Vision and Pattern Recognition. pp. 19358–19369 (2023) [9](#)
15. Goyal, Y., Khot, T., Summers-Stay, D., Batra, D., Parikh, D.: Making the v in vqa matter: Elevating the role of image understanding in visual question answering. In: Proceedings of the IEEE conference on computer vision and pattern recognition. pp. 6904–6913 (2017) [5](#)
  16. Hudson, D.A., Manning, C.D.: Gqa: A new dataset for real-world visual reasoning and compositional question answering. In: Proceedings of the IEEE/CVF conference on computer vision and pattern recognition. pp. 6700–6709 (2019) [5](#), [9](#)
  17. Ilyas, A., Engstrom, L., Athalye, A., Lin, J.: Black-box adversarial attacks with limited queries and information. In: International conference on machine learning. pp. 2137–2146. PMLR (2018) [2](#), [3](#)
  18. Ji, Z., Lee, N., Frieske, R., Yu, T., Su, D., Xu, Y., Ishii, E., Bang, Y.J., Madotto, A., Fung, P.: Survey of hallucination in natural language generation. *ACM Computing Surveys* **55**(12), 1–38 (2023) [1](#), [3](#), [4](#)
  19. Koh, J.Y., Salakhutdinov, R., Fried, D.: Grounding language models to images for multimodal generation. arXiv preprint arXiv:2301.13823 (2023) [3](#)
  20. Kokhlikyan, N., Miglani, V., Martin, M., Wang, E., Alsallakh, B., Reynolds, J., Melnikov, A., Kliushkina, N., Araya, C., Yan, S., et al.: Captum: A unified and generic model interpretability library for pytorch. arXiv preprint arXiv:2009.07896 (2020) [7](#)
  21. Li, J., Li, D., Savarese, S., Hoi, S.: Blip-2: Bootstrapping language-image pre-training with frozen image encoders and large language models. arXiv preprint arXiv:2301.12597 (2023) [3](#)
  22. Li, L.H., Zhang, P., Zhang, H., Yang, J., Li, C., Zhong, Y., Wang, L., Yuan, L., Zhang, L., Hwang, J.N., et al.: Grounded language-image pre-training. In: Proceedings of the IEEE/CVF Conference on Computer Vision and Pattern Recognition. pp. 10965–10975 (2022) [1](#)
  23. Li, Y., Du, Y., Zhou, K., Wang, J., Zhao, W.X., Wen, J.R.: Evaluating object hallucination in large vision-language models. arXiv preprint arXiv:2305.10355 (2023) [1](#), [3](#), [4](#)
  24. Liu, F., Lin, K., Li, L., Wang, J., Yacoob, Y., Wang, L.: Aligning large multi-modal model with robust instruction tuning. arXiv preprint arXiv:2306.14565 (2023) [1](#), [3](#)
  25. Liu, H., Li, C., Li, Y., Lee, Y.J.: Improved baselines with visual instruction tuning. arXiv preprint arXiv:2310.03744 (2023) [9](#)
  26. Liu, H., Li, C., Wu, Q., Lee, Y.J.: Visual instruction tuning. arXiv preprint arXiv:2304.08485 (2023) [1](#), [3](#), [8](#), [9](#), [10](#)
  27. Lu, P., Mishra, S., Xia, T., Qiu, L., Chang, K.W., Zhu, S.C., Tafjord, O., Clark, P., Kalyan, A.: Learn to explain: Multimodal reasoning via thought chains for science question answering. *Advances in Neural Information Processing Systems* **35**, 2507–2521 (2022) [5](#)
  28. Lu, P., Qiu, L., Chen, J., Xia, T., Zhao, Y., Zhang, W., Yu, Z., Liang, X., Zhu, S.C.: Iconqa: A new benchmark for abstract diagram understanding and visual language reasoning. arXiv preprint arXiv:2110.13214 (2021) [5](#), [9](#)
  29. Marino, K., Rastegari, M., Farhadi, A., Mottaghi, R.: Ok-vqa: A visual question answering benchmark requiring external knowledge. In: Proceedings of the IEEE/cvf conference on computer vision and pattern recognition. pp. 3195–3204 (2019) [5](#), [9](#), [10](#)
  30. Maus, N., Chao, P., Wong, E., Gardner, J.: Adversarial prompting for black box foundation models. arXiv preprint arXiv:2302.04237 (2023) [2](#), [3](#), [5](#), [6](#)



31. Mishra, A., Shekhar, S., Singh, A.K., Chakraborty, A.: Ocr-vqa: Visual question answering by reading text in images. In: 2019 international conference on document analysis and recognition (ICDAR). pp. 947–952. IEEE (2019) [10](#)
32. Ordonez, V., Kulkarni, G., Berg, T.: Im2text: Describing images using 1 million captioned photographs. *Advances in neural information processing systems* **24** (2011) [10](#)
33. Ouyang, L., Wu, J., Jiang, X., Almeida, D., Wainwright, C., Mishkin, P., Zhang, C., Agarwal, S., Slama, K., Ray, A., et al.: Training language models to follow instructions with human feedback. *Advances in Neural Information Processing Systems* **35**, 27730–27744 (2022) [1](#), [3](#)
34. Park, D., Choi, S., Kim, D., Song, H., Lee, J.G.: Robust data pruning under label noise via maximizing re-labeling accuracy. *Advances in Neural Information Processing Systems* **36** (2024) [1](#)
35. Peng, B., Li, C., He, P., Galley, M., Gao, J.: Instruction tuning with gpt-4. *arXiv preprint arXiv:2304.03277* (2023) [3](#)
36. Pham, H., Dai, Z., Ghiasi, G., Kawaguchi, K., Liu, H., Yu, A.W., Yu, J., Chen, Y.T., Luong, M.T., Wu, Y., et al.: Combined scaling for open-vocabulary image classification. *arXiv e-prints* pp. arXiv–2111 (2021) [1](#)
37. Plummer, B.A., Wang, L., Cervantes, C.M., Caicedo, J.C., Hockenmaier, J., Lazebnik, S.: Flickr30k entities: Collecting region-to-phrase correspondences for richer image-to-sentence models. In: *Proceedings of the IEEE international conference on computer vision*. pp. 2641–2649 (2015) [5](#), [9](#)
38. Qian, Y., Zhang, H., Yang, Y., Gan, Z.: How easy is it to fool your multimodal llms? an empirical analysis on deceptive prompts. *arXiv preprint arXiv:2402.13220* (2024) [3](#)
39. Radford, A., Kim, J.W., Hallacy, C., Ramesh, A., Goh, G., Agarwal, S., Sastry, G., Askell, A., Mishkin, P., Clark, J., et al.: Learning transferable visual models from natural language supervision. In: *International conference on machine learning*. pp. 8748–8763. PMLR (2021) [1](#), [3](#)
40. Rohrbach, A., Hendricks, L.A., Burns, K., Darrell, T., Saenko, K.: Object hallucination in image captioning. *arXiv preprint arXiv:1809.02156* (2018) [3](#)
41. Schuhmann, C., Vencu, R., Beaumont, R., Kaczmarczyk, R., Mullis, C., Katta, A., Coombes, T., Jitsev, J., Komatsuzaki, A.: Laion-400m: Open dataset of clip-filtered 400 million image-text pairs. *arXiv preprint arXiv:2111.02114* (2021) [10](#)
42. Selvaraju, R.R., Cogswell, M., Das, A., Vedantam, R., Parikh, D., Batra, D.: Grad-cam: Visual explanations from deep networks via gradient-based localization. In: *Proceedings of the IEEE international conference on computer vision*. pp. 618–626 (2017) [7](#)
43. Shi, F., Chen, X., Misra, K., Scales, N., Dohan, D., Chi, E.H., Schärli, N., Zhou, D.: Large language models can be easily distracted by irrelevant context. In: *International Conference on Machine Learning*. pp. 31210–31227. PMLR (2023) [3](#)
44. Song, H., Dong, L., Zhang, W.N., Liu, T., Wei, F.: Clip models are few-shot learners: Empirical studies on vqa and visual entailment. *arXiv preprint arXiv:2203.07190* (2022) [1](#)
45. Sundararajan, M., Taly, A., Yan, Q.: Axiomatic attribution for deep networks. In: *International conference on machine learning*. pp. 3319–3328. PMLR (2017) [7](#)
46. Team, G., Anil, R., Borgeaud, S., Wu, Y., Alayrac, J.B., Yu, J., Soricut, R., Schalkwyk, J., Dai, A.M., Hauth, A., et al.: Gemini: a family of highly capable multimodal models. *arXiv preprint arXiv:2312.11805* (2023) [3](#)

47. Touvron, H., Lavril, T., Izacard, G., Martinet, X., Lachaux, M.A., Lacroix, T., Rozière, B., Goyal, N., Hambro, E., Azhar, F., et al.: Llama: Open and efficient foundation language models. arXiv preprint arXiv:2302.13971 (2023) [3](#)
48. Vedantam, R., Lawrence Zitnick, C., Parikh, D.: Cider: Consensus-based image description evaluation. In: Proceedings of the IEEE conference on computer vision and pattern recognition. pp. 4566–4575 (2015) [10](#)
49. Wang, J., Liu, Z., Park, K.H., Chen, M., Xiao, C.: Adversarial demonstration attacks on large language models. arXiv preprint arXiv:2305.14950 (2023) [3](#)
50. Wang, W., Lv, Q., Yu, W., Hong, W., Qi, J., Wang, Y., Ji, J., Yang, Z., Zhao, L., Song, X., et al.: Cogvlm: Visual expert for pretrained language models. arXiv preprint arXiv:2311.03079 (2023) [3](#)
51. Wang, Y., Kordi, Y., Mishra, S., Liu, A., Smith, N.A., Khashabi, D., Hajishirzi, H.: Self-instruct: Aligning language model with self generated instructions. arXiv preprint arXiv:2212.10560 (2022) [3](#)
52. Xu, P., Shao, W., Zhang, K., Gao, P., Liu, S., Lei, M., Meng, F., Huang, S., Qiao, Y., Luo, P.: Lvlm-ehub: A comprehensive evaluation benchmark for large vision-language models. arXiv preprint arXiv:2306.09265 (2023) [1](#), [2](#), [3](#), [4](#), [10](#)
53. Zhang, R., Han, J., Zhou, A., Hu, X., Yan, S., Lu, P., Li, H., Gao, P., Qiao, Y.: Llama-adapter: Efficient fine-tuning of language models with zero-init attention. arXiv preprint arXiv:2303.16199 (2023) [3](#)
54. Zhou, B., Khosla, A., Lapedriza, A., Oliva, A., Torralba, A.: Learning deep features for discriminative localization. In: Proceedings of the IEEE conference on computer vision and pattern recognition. pp. 2921–2929 (2016) [7](#)
55. Zhu, D., Chen, J., Shen, X., Li, X., Elhoseiny, M.: Minigpt-4: Enhancing vision-language understanding with advanced large language models. arXiv preprint arXiv:2304.10592 (2023) [1](#), [3](#), [9](#)
56. Zou, A., Wang, Z., Kolter, J.Z., Fredrikson, M.: Universal and transferable adversarial attacks on aligned language models. arXiv preprint arXiv:2307.15043 (2023) [3](#)

# Mitigating Dialogue Hallucination for Large Multi-modal Models via Adversarial Instruction Tuning (Supplementary Material)

## A General Questions Generated from GPT-3

In Table 7, we showed 10 questions generated from GPT-3 using the prompt "Generate 10 general questions for a random image". All these general questions could be asked to any image.

**Table 7:** 10 general questions generated from GPT-3

Prompt: "Generate 10 general questions for a random image"
1. "What is the geographical location depicted in the image"
2. "Are there any identifiable landmarks or recognizable features in the image?"
3. "What is the dominant color in the image?"
4. "Are there any notable patterns or textures in the image?"
5. "What is the source of light in the image (e.g., natural sunlight, artificial lighting)?"
6. "Does the image evoke a sense of motion or stillness?"
7. "What is the overall mood or atmosphere conveyed by the image?"
8. "How does the image make you feel or what emotions does it elicit?"
9. "What is the primary subject of the image?"
10. What is the main point of focus or point of interest in the image?"

## B Adversarial Questions Generated from AQG

In Fig. 7 and Fig. 8, we showed two examples of AQG generated human-readable adversarial questions on VQA and Captioning task. Each question-related image and answer is also shown.

**Fig. 7:** Adversarial dialogue example for VQA



**Question:** Can you take a creative photo of a hot dog with various toppings, and capture some of the unique features of the condiments and toppings on the hot dog bun?

---

**Answer:**

The hot dog is topped with a tomato, a pickle, and cheese.

**Fig. 8:** Adversarial dialogue example for Captioning



**Question:** What is the purpose of the cone around the dog’s head?

**Answer:**

In the image, a small dog is pictured laying on a couch with its head in a cone, possibly to prevent it from licking or scratching an irritated area or a recent surgical site on its head.

## C Prompt Initialization in AQG

Table 8 shows the prompt initialization we used for AQG. During optimization, only the context part is updated with the Gaussian random noise  $\epsilon$  at the token level iteratively.

**Table 8:** 10 general questions generated from GPT-3

---

 Template: Generate an image-related question regarding
 

---

 Context: small objects, background details, expected places, landmarks, related history, painting style, colors, and foods.
 

---

**Table 9:** Effect of adding non-adversarial data during AIT. Using a base AIT model, we include additional data from LLaVA-Instruct-665K that doesn’t have adversarial prepended dialogues and evaluated on IconQA.

Model	None	General	Random	Adversarial
AIT	45.8	34.4	44.6	41.4
+50K	47.2	47.0	46.8	45.2
+100K	45.8	47.4	46.6	45.6
+150K	47.2	<b>49.0</b>	<b>48.0</b>	<b>47.8</b>
+200K	<b>49.8</b>	44.6	48.0	46.4

## D Effect of Data Size for Non-Adversarial Examples used during AIT.

Since most training data do not contain adversarial dialogues, we explored the effect by directly including more non-adversarial prepended dialogue data from LLaVA-Instruct-665K during AIT. We add an additional 50K, 100K, 150K, and 200K training data, and the result evaluated on IconQA is shown in Table 9. The performance increased with more non-adversarial examples but too much non-adversarial data also introduced noise, leading to performance fluctuation. With this ablation study, we believe including partial non-adversarial examples during the fine-tuning stage of AIT would help improve the performance.