

# KIF: A Framework for Virtual Integration of Heterogeneous Knowledge Bases using Wikidata

Guilherme Lima, Marcelo Machado, Elton Soares,  
Sandro R. Fiorini, Raphael Thiago, Leonardo G. Azevedo,  
Viviane T. da Silva, and Renato Cerqueira

IBM Research Brazil, Rio de Janeiro, Brazil  
{guilherme.lima,mmachado,eltons,srfiorini}@ibm.com,  
{raphaelt,lga,vivianet,rcerq}@br.ibm.com

**Abstract.** We present a knowledge integration framework (called KIF) that uses Wikidata as a lingua franca to integrate heterogeneous knowledge bases. These can be triplestores, relational databases, CSV files, etc., which may or may not use the Wikidata dialect of RDF. KIF leverages Wikidata’s data model and vocabulary plus user-defined mappings to expose a unified view of the integrated bases while keeping track of the context and provenance of their statements. The result is a virtual knowledge base which behaves like an “extended Wikidata” and which can be queried either through an efficient filter interface or using SPARQL. We present the design and implementation of KIF, discuss how we have used it to solve a real integration problem in the domain of chemistry (involving Wikidata, PubChem, and IBM CIRCA), and present experimental results on the performance and overhead of KIF.

**Keywords:** Knowledge Integration · Wikidata · RDF · SPARQL · SQL · CSV

## 1 Introduction

Knowledge base integration is the problem of combining multiple knowledge bases into a single base. In Semantic Web terms, where “knowledge base” usually means a set of OWL ontologies, the integration problem is often reduced to the ontology matching problem [20], i.e., determining correspondences between concepts and properties in ontologies. However, the problem is harder when (i) the bases to be combined are heterogeneous, i.e., adopt different vocabularies, formats, storage technologies, etc., and (ii) the intended combination is virtual, i.e., should be done dynamically, only at query time.

In the view of requirements (i) and (ii), ontology (or vocabulary) matching is just one of the many issues involved. In practice, the knowledge bases to be integrated often do not support OWL or even RDF (e.g., graph databases, relational databases, CSV dumps) and either are just too large or change too frequently to be converted and ingested statically into a single base.

A scenario like this requires a comprehensive solution that combines virtualization mechanisms to provide federated access to the bases, mapping mechanisms to reconcile differences in their vocabularies, and provenance mechanisms to enable telling which piece of knowledge came from which base. Although there are in the literature proposals to tackle each of these tasks separately, few attempt to provide a general, integrated solution.

In this paper, we present KIF: A knowledge integration framework that uses Wikidata’s data model and vocabulary [26] as a lingua franca to integrate knowledge bases. KIF is our attempt at a comprehensive solution for the hard version of the knowledge base integration problem—the version in which the bases are heterogeneous and the integration is virtual (ingestion is not an option).

KIF splits the integration problem into two parts. First, to be plugged into the framework, a knowledge base needs to expose a SPARQL endpoint that speaks the Wikidata dialect of RDF. An infrastructure layer (the KIF middleware) is responsible for constructing and managing these endpoints. Whenever possible, the KIF middleware reuses third-party tools to handle specific integration tasks, e.g., Ontop [29] to access relational databases via SPARQL, and Comunica [22] to evaluate arbitrary SPARQL queries over multiple endpoints.

A second layer, called KIF API, is responsible for exposing a programmatic (high-level, non-RDF) interface to the integrated bases, possibly but not necessarily, using the endpoints managed by the middleware. The KIF API is written in Python and released under the open-source Apache 2.0 license<sup>1</sup>, and can be used independently of the middleware.

The unifying abstraction used by the KIF API is the *store*. A store is a handle to a Wikidata-like knowledge base. It contains statements which follow Wikidata’s syntax and, whenever possible, use its vocabulary. Provenance and context information are represented using Wikidata references and qualifiers. The store is also the unit of composition of the KIF API. Multiple stores can be composed into a single *mixer* store, which merges virtually the statements of the child stores. Stores can be queried through a filter interface or using SPARQL. In either case, vocabulary mapping happens dynamically, at query time. We claim that Wikidata fits well as a global target for many applications, especially due to its comprehensiveness and flexibility. Evidence of this can be found in [8,27,30].

The rest of the paper is organized as follows. Section 2 presents some background on Wikidata. Section 3 presents the design and implementation of KIF. Section 4 discusses the evaluation of KIF over a use case in the domain of chemistry involving the integration of Wikidata, PubChem<sup>2</sup> [15], and IBM CIRCA<sup>3</sup>. (PubChem is one of the largest bases of chemical knowledge available on the Web; IBM CIRCA is, among other things, a relational database of chemical data extracted from publicly available patents.) Section 5 discusses some related work. Section 6 presents our conclusions and future work.

<sup>1</sup> <https://github.com/IBM/KIF>

<sup>2</sup> <https://pubchem.ncbi.nlm.nih.gov/>

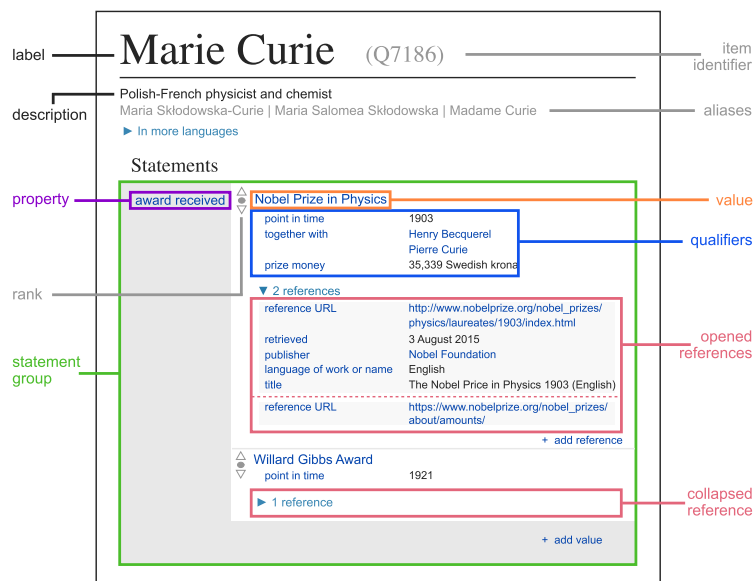
<sup>3</sup> <https://circa.res.ibm.com/>

## 2 Background

Wikidata [26] is a sister project of Wikipedia and one of the largest publicly available knowledge bases. Although we have been using the term “Wikidata data model”, the data model used by Wikidata actually comes from Wikibase. Wikibase<sup>4</sup> is the open-source framework underlying Wikidata. It is a project of its own which can be used to create other knowledge bases following the same data model as Wikidata but with different content and purposes [12,8].

### 2.1 Wikibase Data Model

Wikibase’s data model<sup>5</sup> consists of entities and statements about entities. In Wikidata’s UI, statements are grouped into “entity pages”. Figure 1 shows the page of entity Q7186, which stands for the Polish-French physicist and chemist Marie Curie.<sup>6</sup> Every entity has a label, description, and aliases. In Figure 1, these are shown in the header at the top of the page.



**Fig. 1.** Part of Wikidata’s entity page of Marie Curie. (Source: [19])

After the header comes the “Statements” section which groups statements about the entity being described. A *statement* consists of two parts: subject and

<sup>4</sup> <https://wikiba.se/>

<sup>5</sup> <https://www.mediawiki.org/wiki/Wikibase/DataModel>

<sup>6</sup> <https://www.wikidata.org/wiki/Q7186>

snak. The *subject* is the entity about which the statement is made. The *snak* is the statement’s claim; it associates a property with either a specific value, some unspecified value, or no value.

Figure 1 depicts two statements which can be paraphrased as follows:

- (i) Marie Curie received the award Nobel Prize in Physics; and
- (ii) Marie Curie received the award Willard Gibbs Award.

The subject of both statements is the same, “Marie Curie” (Q7286), and their snak (claim) is of the form property-value where: the property of both is “award received” (P166), the value of (i) is “Nobel Prize in Physics” (Q38104), and the value of (ii) is “Willard Gibbs Award” (Q902788). The data model distinguishes between two types of entities: items (identified with “Q”) and properties (identified with “P”).

<i>stmt</i> ::= (Statement <i>entity</i> <i>snak</i> )	— claim about <i>entity</i>
<i>entity</i> ::= <i>item</i>   <i>property</i>	
<i>item</i> ::= (Item <i>iri</i> )	— person or thing
<i>property</i> ::= (Property <i>iri</i> )	— (binary) relation
<i>snak</i> ::= (ValueSnak <i>property</i> <i>value</i> )	— “ <i>property</i> has <i>value</i> ”
(SomeValueSnak <i>property</i> )	— “ <i>property</i> has some value”
(NoValueSnak <i>property</i> )	— “ <i>property</i> has no value”
<i>value</i> ::= <i>entity</i>   <i>data-value</i>	
<i>data-value</i> ::= <i>iri</i>   <i>text</i>   <i>string</i>   <i>quantity</i>   <i>time</i>	
<i>iri</i> ::= (IRI <i>s</i> )	— IRI
<i>text</i> ::= (Text <i>s</i> <i>lang</i> ?)	— text in a given language
<i>string</i> ::= (String <i>s</i> )	— string
<i>quantity</i> ::= (Quantity <i>n</i> <i>item</i> ? <i>n</i> ? <i>n</i> ?)	— numerical quantity
<i>time</i> ::= (Time <i>ts</i> <i>i</i> ? <i>i</i> ? <i>item</i> ?)	— date or time
<i>reference</i> ::= (ReferenceRecord <i>snak</i> +)	
<i>rank</i> ::= Preferred   Normal   Deprecated	

**Fig. 2.** Part of Wikibase’s data model in KIF’s S-expression syntax. “?” means zero-or-one; “+” means one-or-more; *s* is a Unicode string; *lang* is a language tag such as “en”; *n* is a number; *i* is an integer; and *ts* is a date-time timestamp.

In KIF’s S-expression syntax (see Figure 2), statements (i) and (ii) can be written as follows:

```
(Statement (Item <Q7286>) (ValueSnak (Property <P166>) (Item <Q38104>)))
(Statement (Item <Q7286>) (ValueSnak (Property <P166>) (Item <Q902788>)))
```

Here <·> stands for the IRI of the given entity.

Back to Figure 1, the qualifiers and references associated with each statement are shown below the statement’s value (see the boxes “qualifiers” and “opened

references”). *Qualifiers* are extra snaks (claims) which qualify what is being said by the statement’s main snak; *references* (or *reference records*) are sets of snaks which keep provenance information.

The four qualifiers of statement (i) shown in Figure 1 can be written as follows in the S-expression syntax:

```
(ValueSnak (Property <point in time>) (Time 1903-01-01 9 0 <Gregorian>))
(ValueSnak (Property <together with>) (Item <Henry Becquerel>))
(ValueSnak (Property <together with>) (Item <Pierre Curie>))
(ValueSnak (Property <prize money>) (Quantity 35339 <Swedish krona>))
```

Similarly, the two references shown for statement (i) can be written as follows:

```
(ReferenceRecord
 (ValueSnak (Property <reference URL>) (IRI "...1903/index.html"))
 (ValueSnak (Property <retrieved>) (Time 2015-08-03 11 0 <Gregorian>))
 (ValueSnak (Property <publisher>) (Item <Nobel Foundation>))
 (ValueSnak (Property <language of work or name>) (Item <English>))
 (ValueSnak (Property <title>) (Text "The Nobel Prize..." "en")))
(ReferenceRecord
 (ValueSnak (Property <reference URL>) (IRI "...about/amounts/"))
```

**Time** represents a date-time; it consists of a timestamp, precision code (9 means “year”, 11 means “day”), timezone, and calendar model. **Quantity** represents a numerical quantity; it consists of a number, unit, lower bound, and upper bound. **IRI** represents an IRI. And **Text** represents a text in a given language. (See Wikibase’s documentation for other kinds of data values supported by model.)

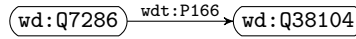
The last piece of metadata associated with statements is the *rank* which can be either “preferred”, “normal”, or “deprecated”. In Figure 1, the rank is represented symbolically by the two triangles and circle which occur on the left of the statement’s value. A filled upper triangle means preferred rank; a filled circle means normal rank; and a filled lower triangle means deprecated rank. As can be seen in Figure 1 both statements, (i) and (ii), have normal rank.

## 2.2 Wikidata RDF Encoding

Wikidata defines an RDF encoding (serialization format) for its data model which is also adopted by Wikibase.<sup>7</sup> The format varies slightly depending on whether it is used in a data dump or observed from Wikidata’s query service. The version we describe here is that of the query service.

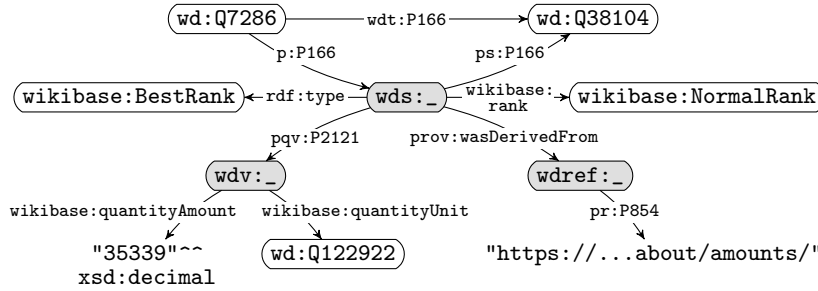
In Wikidata’s RDF encoding, each statement is represented at two levels. The first level, called *truthy*, keeps a shallow representation of the statement as a single RDF triple. For example, the truthy encoding of statement (i) of Figure 1, namely, “Marie Curie (Q7286) received the award (P166) Nobel Prize in Physics (Q38104)”, consists of the single triple:

<sup>7</sup> [https://www.mediawiki.org/wiki/Wikibase/Indexing/RDF\\_Dump\\_Format](https://www.mediawiki.org/wiki/Wikibase/Indexing/RDF_Dump_Format)



The namespace `wd:` indicates an entity identifier and `wdt:` indicates a truthy application of a property. Because the value here is an item (Q38104), it is fully characterized at the truthy level. This is not always the case though. When the value is a structured data-value, like a quantity or time value, a single literal is used to represent it at the truthy level. This is the so called *simple value* of the statement. For time values, the simple value is just the timestamp, and for quantity values it is just the numerical amount.

The second level of the encoding keeps the full representation of the statement. It uses reification to capture the *deep value* of the statement plus its qualifiers, references, and rank. Figure 3 depicts the full representation of statement (i) of Figure 1 considering only one qualifier and one reference record.



**Fig. 3.** RDF representation of the statement “Marie Curie (Q7286) received the award (P166) Nobel Prize in Physics (Q38104)” considering only the qualifier “prize money (P2121) was 35,399 Swedish krona” and the reference “reference URL (P854) is [https://www.nobelprize.org/nobel\\_prizes/about/amounts/](https://www.nobelprize.org/nobel_prizes/about/amounts/)”.

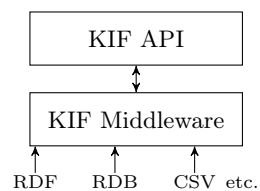
In Figure 3, the shaded nodes are the reified ones—the single underscore (`_`) indicates that their ids are opaque (hence not shown in the figure). Node `wds:_` represents the statement. Predicates `p:P166` and `ps:P166` are used to connect the subject “Marie Curie” (Q7286) to the statement and the statement to its simple value “Nobel Prize in Physics” (Q38104). The rank is attached via `wikibase:rank`, and the `rdf:type` of `wikibase:BestRank` indicates that this is the best ranked statement among those with same subject and property.

Moving to qualifiers, predicate `pqv:P2121` attaches to the statement the qualifier “prize money” (P2121) with value “35,339 Swedish krona”. The value in this case is a deep value which is encoded using the reified node `wdv:_`. (The same technique is used to encode deep values occurring in the statement’s main snak and within reference records.) Finally, predicate `prov:wasDerivedFrom` attaches to the statement the reference record represented by node `wdref:_`. Its content (the snak “reference URL” (P854) with value “...about/amounts”) is encoded using predicate `pr:P854` and a (simple) IRI value.

### 3 Design and Implementation

KIF is a knowledge base integration framework based on Wikidata and SPARQL. First, KIF uses Wikidata to standardize the syntax and vocabulary of the knowledge bases it integrates. And second, its basic integration units are Wikidata-compatible SPARQL endpoints. In other words, what KIF actually integrates are SPARQL endpoints that speak the Wikidata dialect of RDF (see Section 2.2). The integration is *virtual* in the sense that the syntax and vocabulary translations happen dynamically, at query time, guided by user-defined mappings.

The architecture of KIF is shown in Figure 4. The bottom layer, KIF Middleware, creates and manages Wikidata-compatible SPARQL endpoints to query the underlying knowledge bases. The top layer, KIF API, provides a programmatic (high-level, non-RDF) interface to the integrated bases. The two layers are decoupled (can be used separately) and target different audiences. The KIF API is designed to be embedded in applications, while the KIF Middleware functions as an infrastructure layer. The former is intended for end users; the latter for system administrators. We describe both layers next.



**Fig. 4.** Architecture.

#### 3.1 KIF API

The KIF API is a Python library<sup>8</sup> for interfacing with *stores*, i.e., repositories of statements following Wikidata's syntax. The prototypical store is the SPARQL store, which reads statements from a Wikidata-compatible SPARQL endpoint. This endpoint may or may not be managed by the KIF Middleware. For example, the SPARQL store below points to Wikidata's public SPARQL endpoint:

```

1 >>> from kif import *
2 >>> Wikidata = Store('sparql', 'https://query.wikidata.org/sparql')

```

We can use this store to obtain statements directly from Wikidata:

```

3 >>> it = Wikidata.filter(
4 ...     subject=Item('http://www.wikidata.org/entity/Q2270'),
5 ...     property=Property('http://www.wikidata.org/entity/P2177'),
6 ...     limit=10)
7 >>> for stmt in it:
8 ...     print(stmt)
9 (Statement (Item (IRI "http://www.wikidata.org/entity/Q2270"))
   ↳ (ValueSnak (Property (IRI "http://www.wikidata.org/entity/P2177"))
   ↳ (Quantity 0.07 (Item (IRI
   ↳ "http://www.wikidata.org/entity/Q21127659")) 0.06 0.08)))

```

<sup>8</sup> <https://github.com/IBM/KIF>

The `filter()` call (line 3) fetches from Wikidata at most 10 statements with subject “benzene” (Q2270) and property “solubility” (P2177). It returns an iterator of statements (`it`) whose content is printed by the for-loop (lines 7–8). The output (line 9) is a single statement shown in S-expression syntax (see Figure 2). Its subject is “benzene” (Q2270) and its value-snak has property “solubility” (P2177) and value  $0.07 \pm 0.01$  “gram per 100 gram of solvent” (Q21127659).

In KIF, data model objects are identified by their content. So, two statements are considered equal if their subject and snak are equal:

```

10 >>> import kif.vocabulary as wd
11 >>> qt = Quantity('.07', wd.gram_per_100_gram_of_solvent, '.06', '.08')
12 >>> stmt1 = wd.solubility(wd.benzene, qt)
13 >>> print(stmt1 == stmt)
14 True

```

Here we use the vocabulary module (line 10) to avoid writing IRI’s. The application of property `wd.solubility` to the item `wd.benzene` and value `qt` (line 12) is syntactic sugar for “`Statement(wd.benzene, ValueSnak(wd.solubility, qt))`”. Since statement `stmt1` (line 12) has the same content as statement `stmt` (line 9), from the perspective of the API, they are indistinguishable (lines 13–14).

This definition of statement identity conflicts with that of Wikidata’s RDF encoding, where statements are identified by opaque ids. This is by design. The KIF API tries as much as possible to hide the complexities of the underlying RDF encoding, in particular, artifacts such as opaque ids.

**Store API.** The `filter()` method is the workhorse the Store API. As we will see later, combined with the notion of *fingerprints*, it can be used for complex queries. It also supports statement caching and pagination—when the returned iterator reaches the end of a page, a new request for the next page is made automatically. Table 1 lists the main methods of the Store API, including `filter()`.

**Table 1.** Main methods of the Store API.

<code>contains(stmt)</code>	tests whether <i>stmt</i> occurs in store
<code>count(pattern)</code>	counts statements matching <i>pattern</i>
<code>filter(pattern)</code>	fetches statements matching <i>pattern</i>
<code>get_annotations(stmts)</code>	gets the set of annotations of <i>stmts</i>
<code>get_descriptor(entities)</code>	gets the label, description, and aliases of <i>entities</i>

To decouple statements from qualifiers, references, and rank—and avoid opaque ids—KIF introduces the notion of annotation. An *annotation* (or *annotation record*) is a triple containing qualifiers (set of snaks), references (set of reference records), and rank. A statement can be associated with one or more annotation records in a store. The method `get_annotations()` obtains the set of annotation records of a list of statements. For instance, here is how we get the annotation records of `stmt1` (line 12 above):



```

15 >>> for _, annots in Wikidata.get_annotations([stmt1]):
16     ...     print(annots)

```

Method `get_annotations( $\ell$ )` returns an iterator of pairs  $(s, R)$  where  $s$  is the next statement in  $\ell$  and  $R$  is the set of annotation records associated with  $s$  in the store. This code block outputs the following in S-expression syntax:

```

(AnnotationRecordSet
 (AnnotationRecord
  (SnakSet
   (ValueSnak <temperature> (Quantity 68 <degree Fahrenheit> 67 69))
   (ValueSnak <solvent> <water>)))
 (ReferenceRecordSet
  (ReferenceRecord (ValueSnak <NIOSH Pocket Guide ID> (String
   ↪ "0049"))))
 NormalRank))

```

So, `stmt1` is associated with a single annotation record in Wikidata which states that `stmt1` holds when “temperature is  $68 \pm 1$  degrees Fahrenheit” and “solvent is water” (qualifiers), comes from the National Institute for Occupational Safety and Health (NIOSH) Pocket Guide (reference record), and has “normal” rank.

**Mapper.** So far, we used the SPARQL store to interface with a Wikidata-compatible SPARQL endpoint (that of Wikidata itself). The KIF API comes with a *mapper* store which, given appropriate mappings, can interface with any SPARQL endpoint as if it were Wikidata-compatible. For instance, to interface with the SPARQL endpoint of PubChem [15], which is not Wikidata-compatible, we can use the following:

```

17 >>> from kif.store.mapping import PubChemMapping
18 >>> PubChem = Store('sparql-mapper', 'http://localhost:8080/sparql/',
19 ...                 PubChemMapping)

```

We will not go into detail here, but object `PubChemMapping` (line 17) tells the store how to translate to and from a given set of entities. The result (line 18) is a store that behaves as an ordinary SPARQL store. We can use it, for example, to get the mass (molecular weight) of benzene from PubChem:

```

20 >>> fp = wd.InChI(String('InChI=1S/C6H6/c1-2-4-6-5-3-1/h1-6H'))
21 >>> it = PubChem.filter(subject=fp, property=wd.mass, limit=1)
22 >>> print(next(it))

```

The `print()` call (line 22) outputs the following statement:

```

(Statement
 (Item (IRI "http://www.wikidata.org/entity/Q_PUBCHEM_CID241"))
 (ValueSnak <mass> (Quantity 78.0469970703125 <gram per mole>)))

```

The application of property `wd.InChI` to `String(...)` (line 20) is syntactic sugar for “`ValueSnak(wd.InChI, String(...))`”, which is used on line 21 as a fingerprint for “benzene”. In KIF, a *fingerprint* is something that identifies an entity. It can be the entity itself (like `wd:Q2270`, line 4) but it can also be a *snak* (like `fp`, line 20) or set of *snaks*. The `filter()` call on line 21 matches statements whose subject is any entity having `InChI` (P234) equal to “`InChI=1S/C6H6/c1-2-4-6-5-3-1/h1-6H`” and whose property is “`mass`” (P2067). `InChI` stands for International Chemical Identifier; we use it here as a knowledge-base independent synonym for “benzene”. Fingerprints are crucial to enable meaningful queries over combinations of knowledge bases, such as those obtained via mixer stores.

**Mixer.** The *mixer* store combines multiple stores into a new store which behaves as their (virtual) union. For example, here is how we use a mixer store to combine the stores `Wikidata` (line 2) and `PubChem` (line 18) into a new store `mx`:

```

23 >>> mx = Store('mixer', [Wikidata, PubChem])
24 >>> for stmt in mx.filter(subject=fp, property=wd.mass, limit=10):
25 ...     print(stmt)

```

From the user’s point of view, `mx` (line 23) is store like any other. Its content can be thought of as the union of the statements in `Wikidata` and `PubChem`. When we ask for the mass on benzene in `mx` (lines 24–25), we get as result two statements. The first is the same statement we got above from `PubChem` (line 22), while the second is the following statement from `Wikidata`:

```

(Statement (Item (IRI "http://www.wikidata.org/entity/Q2270"))
  (ValueSnak ⟨mass⟩ (Quantity 78.11 ⟨dalton⟩)))

```

(Note that the subject of the two statements is different as `PubChem` and `Wikidata` use distinct ids for benzene; this is not a problem because the query used `InChI` as subject fingerprint, viz., `fp`, defined on line 20.) Internally, the mixer applies `filter()` to each child store and merges their result. One way to tell which statement came from which child store is to instruct the child store to attach an extra reference (e.g., a store id) to the statements it returns.

### 3.2 KIF Middleware

The KIF Middleware (see Figure 4) is responsible to create and manage Wikidata-compatible SPARQL endpoints to query the underlying knowledge bases. It does so by using open-source tools whenever possible. For instance, it uses `Ontop` [29] to interface with relational databases via SPARQL. `Ontop` is an ontology-based data access tool [28] that uses R2RML [7] mappings to translate SPARQL queries to SQL at query time. The R2RML mappings tell `Ontop` how to map tables in the relational database into concepts and properties of the target ontology (in our case, Wikidata’s). One approach used by the KIF Middleware to integrate

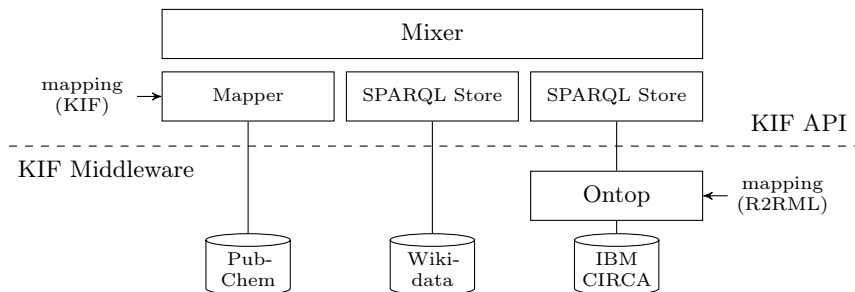
CSV files is via Ontop. It first loads the CSV into some lightweight SQL engine (such as SQLite [11]) and then uses Ontop to access it via SPARQL.

Another open-source tool used by the KIF Middleware is Comunica. Comunica [22] is a knowledge graph querying framework with support for SPARQL and GraphQL. The KIF Middleware uses Comunica’s support for transparent query federation to aggregate multiple Wikidata-compatible endpoints into a single endpoint. This endpoint in turn can be used by KIF API mixers as an additional mixing mechanism (e.g., to evaluate arbitrary SPARQL queries over the mixed endpoints). Comunica is also used by the KIF Middleware to expose SPARQL interfaces to TPF servers [25], HDT files [10], and Solid data pods [3].

## 4 Use Case and Evaluation

The research on KIF was in part motivated by the development of a chat-bot for the domain of chemistry. Depending on the user’s question, the chat-bot would retrieve statements about chemical compounds from various sources and present them as additional “known facts”. There were three main requirements: (i) the retrieved statements should be comparable, i.e., they should use the same vocabulary when talking about the same things; (ii) their origin should be traceable, i.e., statements should come with provenance information; and (iii) it should be easy to add new sources (knowledge bases) to the system.

Figure 5 shows a simplified version of the instantiation of KIF used in the chat-bot application. Here a mixer store is used to combine a mapper store pointing to PubChem’s SPARQL endpoint, a SPARQL store pointing to Wikidata’s SPARQL endpoint, and a SPARQL store pointing to a SPARQL endpoint built by Ontop over the SQL endpoint of IBM CIRCA. The chat-bot interfaces with KIF via SPARQL queries. These are shallow queries restricted to the *truthy* graph and vocabulary of Wikidata. Upon receiving such a query, KIF translates it to a `filter()` call which is applied to the mixer. (A SPARQL decoder available in the KIF API is used to convert a subset of SPARQL into a filter pattern.) The resulting statements plus annotations are sent back to the chat-bot and displayed to the user.



**Fig. 5.** KIF instantiation integrating PubChem, Wikidata, and IBM CIRCA.

#### 4.1 Evaluation

For the evaluation of KIF, we used essentially the same setup shown in Figure 5. We used dedicated instances of Wikidata running on Blazegraph [23], PubChem (RDF) running on Virtuoso [9], and part of IBM CIRCA running on PostgreSQL [21] and exposed as a SPARQL endpoint via Ontop. The latter was deployed using the KIF Middleware. We copied the relevant tables (relating chemical compounds to patents) from the production version of IBM CIRCA into a separate PostgreSQL instance. Wikidata mappings (written in YARRRML [14] and compiled to R2RML [7]) were then loaded into Ontop to build a Wikidata-compatible SPARQL endpoint for PostgreSQL’s SQL interface.

We did two experiments, A and B, which we describe next.

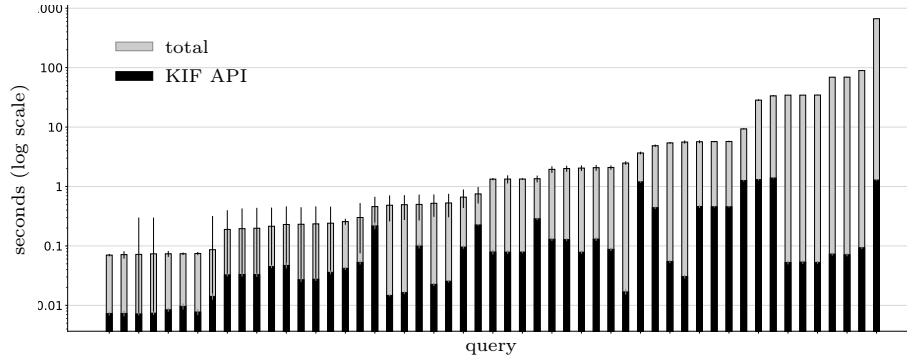
**Experiment A.** The goal of this experiment was to measure the overhead of KIF API when evaluating simple application-level queries over the mixer of Figure 5. By overhead, we mean time spent in the KIF API (Python code) versus time spent in the SPARQL endpoints (outside the Python code). By simple application-level queries, we mean queries which are meaningful to users of the chat-bot and which are implemented using no more than a couple of Store API calls—usually, a single `filter()` call is enough. Here are some examples of such queries:

- What do you know about the chemical compound  $X$  [KB-specific id]?
- Give me the mass of the compound with InChI  $X$ .
- Show me patents whose main subject is the compound with InChI  $X$ .

For the experiment, we generated 53 queries by instantiating 32 templates with various combinations of entity, property, and value. While some of the queries are meaningful in all of the bases (PubChem, Wikidata, and IBM CIRCA), others are meaningful only in some of them. For example, the mapping used by the mapper in Figure 5 to interface with PubChem does not support the property solubility. So, any query mentioning solubility does not return results when applied to PubChem.

The results of Experiment A are shown in Figure 6. Each query is represented by a bar. The total time spent to evaluate the query is shown in gray; the part of the total time spent solely in the KIF API is shown in black. So, for example, query #1 took about 70ms to run, 7ms (10%) of which were spent in the KIF API (mixer plus child stores), while the rest 63ms (90%) were spent in the SPARQL endpoints. Note that the time axis is in log scale.

As shown in Figure 6, the overhead of the KIF API is negligible compared to the time it takes to send the queries to the endpoints, execute them, and transfer the result back to the KIF API. On average, considering the 53 queries, 92% of the time was spent on the SPARQL endpoints. One way to reduce this time is by using parallel requests in the mixer. Currently, when evaluating a `filter()` call, the mixer calls each child store in sequence, waiting for the call to return before calling the next store. As the calls are independent and their results can be merged in parallel, we can improve performance by simply applying the child filters in parallel, at the expense of a more complex implementation.



**Fig. 6.** Experiment A: KIF API overhead (log scale). The time shown for each query is actually the median time of 30 runs.

**Experiment B.** This experiment aimed to measure the cost of the Wikidata mappings. As we have seen, the RDF representation of statements in Wikidata (Figure 3) is not trivial. We can thus expect that the cost of applying mappings, say from a relational database, to the RDF encoding of Wikidata is higher than the cost of applying equivalent mappings to a simpler RDF encoding. This cost is precisely what Experiment B aimed to measure.

In the experiment, we used IBM CIRCA with the same Ontop-Wikidata mapping used in the setup of Figure 5. We wrote a vanilla version of the Ontop-Wikidata mapping, i.e., one in which each cell of the target table is mapped to a triple  $(k, c, v)$  where  $k$  is the primary key of the table,  $c$  is the name of the cell’s column, and  $v$  is its value. We then selected 7 queries (A–G) of the 53 generated previously and, for each of them, we (i) used the KIF API to generate a corresponding Wikidata-compatible SPARQL query, and (ii) wrote by hand an equivalent vanilla-compatible SPARQL query. Finally, we measured the time it took to evaluate, for each original query, the Wikidata SPARQL versus the vanilla SPARQL over Ontop. The results are shown in Table 2.

As expected, with the exception of query E, it took more time for Ontop to evaluate queries using the Wikidata mapping than using the vanilla mapping. But the difference is not significant: on average, for these seven queries, the vanilla version took 25% less time to execute. This is not much considering that most of these queries run in less than one second, and considering that the vanilla is the most direct mapping possible.

**Table 2.** Experiment B: Wikidata vs vanilla mappings (Ontop). The time shown for each query (A–G) is actually the median time of 10 runs.

	A	B	C	D	E	F	G
Wikidata	0.827s	1.885s	0.839s	0.508s	0.708s	0.426s	0.811s
vanilla	0.468s	0.849s	0.681s	0.499s	0.737s	0.274s	0.583s
$\approx$	−43%	−54%	−18%	−1%	+3%	−35%	−28%

## 5 Related Work

There are three classes of work related to KIF. First, there are the ontology-based data access (OBDA) systems [28]. These are systems such as Ontop [29] which, given a mapping between a data source and target ontology, are able to evaluate over the data source (first-order) queries written in terms of the ontology. In practice, the data source is a relational database, the ontology is written in a DL-Lite [2] based language (e.g., OWL 2 QL), the query language is SPARQL, and query answering is done under the SPARQL 1.1 entailment regime [28]. Also, OBDA usually means virtual access: data are not actually extracted from the database to populate the ontology’s A-Box; instead the SPARQL query is transformed into an SQL query on-the-fly and evaluated over the database. (To be feasible, the resulting SQL query might need to be heavily optimized, as the transformation from SPARQL often leads to a blow-up in size [13].)

Different from OBDA systems, KIF targets SPARQL (not SQL) endpoints. It fixes both the target syntax and vocabulary to those of Wikidata, and does not attempt to perform any kind of reasoning on its own. Also, at least at the level of the KIF API, it does not attempt to provide an interface for arbitrary queries. Instead, in the spirit of linked data fragments [24] and TPF [25], it provides a lightweight filter interface which can be used reliably by applications.

Another thing that distinguishes the KIF from OBDA systems is that the latter largely ignore the problem of query federation [13]. (One notable exception is Squerall [18].) That said, OBDA systems such as Ontop do play an important part in KIF’s architecture, namely, enabling the framework to interface with relational databases.

The second class of work related to KIF are RDF integration systems based on SPARQL query-rewriting [5,17]. These are similar to OBDA systems but target RDF. The system is given an RDF data source, a target ontology (usually, DL-Lite based), a mapping between the source schema and the target ontology, and a SPARQL query written in terms of the ontology. The job of the system is to translate the original query into an equivalent query that can be evaluated over the RDF data source. Again, here we are talking about virtual access, i.e., the query is translated and executed on-the-fly.

This problem (ontology-mediated query translation) is closely related to the ontology matching problem. But despite the vast literature on ontology matching [20], there is little research on using the produced mappings for querying RDF data sources, especially when federations of data sources are considered [4]. An early work that uses SPARQL rewriting for integrating multiple RDF data sources is [17]. However, it does not cover the result reconciliation problem, i.e., using the mappings to reconcile the results of the queries in the terms of the target ontology. A more recent proposal which covers both query-translation and result reconciliation is [4]. This one comes with code: the open-source query federation engine HeFQUIN, which uses vocabulary mappings to query federations of heterogeneous RDF data sources (SPARQL and TPF endpoints). Most of previous remarks on the differences between KIF and OBDA systems also apply to SPARQL rewriting systems.

The third class of related work are knowledge graph construction (KGC) systems. These are systems like SPARQL-Generate [16] and SPARQL Anything [1,6], which use SPARQL to describe the transformation of non-RDF data sources into an RDF dataset. For this purpose, SPARQL-Generate extends the syntax of SPARQL, while SPARQL Anything overrides the SERVICE clause. Both of these systems allow users to query non-RDF resources directly (on-the-fly). But different from KIF, they do not attempt perform any kind of ontology-mediated mapping. The user must use the vocabulary of each source and specify the desired transformations explicitly, for each query.

One problem largely ignored by the three classes of work cited above is the representation and tracking of provenance. In contrast, KIF tackles this problem from the start: statements carry provenance information which is preserved while they traverse the system.

## 6 Conclusion

This paper presented KIF, a framework that uses Wikidata to virtually integrate heterogeneous knowledge bases. Having Wikidata as the integration model brings some advantages. First, we get native support for structured data values (deep values), qualifiers, references, and ranks. Also, by adopting Wikidata’s vocabulary, we get from the start a huge ontology covering a large number of topics. This is particularly important when the integration problem is open-ended (i.e., we do not know which kind of knowledge base we might need to integrate next) or when the bases deal with completely different subjects. For example, in the domain of chemistry, when talking about toxicity we often need refer not only to chemical compounds and concentrations, but also to symptoms, diseases, and animals—all of these are already covered by Wikidata’s vocabulary. That said, KIF is not restricted to Wikidata’s vocabulary. If needed, each base can extend the vocabulary with new entities and properties. The only restriction is that the extensions follow Wikidata’s syntax and its RDF encoding.

Regarding the architecture of KIF, we tried to conciliate ease of use with flexibility and adherence to standards (SPARQL and RDF). The latter helps to promote the reuse of existing solutions. For example, we currently use Ontop [29] and Comunica [22] in the KIF Middleware, respectively, to construct SPARQL endpoints over SQL endpoints and to aggregate multiple SPARQL endpoints into a single endpoint. We are also studying the integration of other similar solutions: HeFQUIN [4], as a SPARQL-rewriting-enabled alternative to Comunica, and Squerall [18], as a query federation-enabled alternative to Ontop.

Moving to the KIF API, we are currently adding support for parallel requests to the library. This will speed up not only the mixer but any store that needs to split large queries into multiple requests. We are also adding support for store descriptors (an API to retrieve store metadata). A more important change is the addition of a new Mutable Store API. This will allow users to write onto stores and will be implemented top of SPARQL Update queries.



## References

1. Asprino, L., Daga, E., Gangemi, A., Mulholland, P.: Knowledge graph construction with a façade: A unified method to access heterogeneous data sources on the web. *ACM Trans. Internet Technol.* **23**(1) (February 2023). <https://doi.org/10.1145/3555312>
2. Calvanese, D., Giacomo, G.D., Lembo, D., Lenzerini, M., Rosati, R.: Tractable reasoning and efficient query answering in description logics: The DL-Lite family. *J. Automat. Reason.* **39**(3), 385–429 (2007). <https://doi.org/10.1007/s10817-007-9078-x>
3. Capadislì, S., Berners-Lee, T., Verborgh, R., Kjærsmo, K.: Solid protocol: Version 0.11.0 editor’s draft, 2023-10-18. Tech. rep., solidproject.org (2023), <https://solidproject.org/ED/protocol>
4. Cheng, S., Ferrada, S., Hartig, O.: Considering vocabulary mappings in query plans for federations of RDF data sources. In: Sellami, M., Vidal, M.E., van Dongen, B., Gaaloul, W., Panetto, H. (eds.) *Cooperative Information Systems*. pp. 21–40. Springer (2024). [https://doi.org/10.1007/978-3-031-46846-9\\_2](https://doi.org/10.1007/978-3-031-46846-9_2)
5. Correndo, G., Salvadores, M., Millard, I., Glaser, H., Shadbolt, N.: SPARQL query rewriting for implementing data integration over linked data. In: *Proc. 2010 EDBT/ICDT Workshops*. EDBT ’10, ACM (2010). <https://doi.org/10.1145/1754239.1754244>
6. Daga, E., Asprino, L., Mulholland, P., Gangemi, A.: Facade-X: An opinionated approach to SPARQL anything. In: Alam, M., Groth, P., de Boer, V., Pellegrini, T., Pandit, H.J., Montiel, E., Doncel, V.R., McGillivray, B., Meroño-Peñuela, A. (eds.) *Volume 53: Further with Knowledge Graphs*, pp. 58–73. *Studies on the Semantic Web*, AKA Verlag, Berlin (2021). <https://doi.org/10.3233/SSW210035>
7. Das, S., Sundara, S., Cyganiak, R.: R2RML: RDB to RDF mapping language. W3C recommendation, W3C (2012), <https://www.w3.org/TR/r2rml/>
8. Diefenbach, D., Wilde, M.D., Alipio, S.: Wikibase as an infrastructure for knowledge graphs: The EU knowledge graph. In: Hotho, A., Blomqvist, E., Dietze, S., Fokoue, A., Ding, Y., Barnaghi, P., Haller, A., Dragoni, M., Alani, H. (eds.) *The Semantic Web – ISWC 2021*. pp. 631–647. Springer (2021). [https://doi.org/10.1007/978-3-030-88361-4\\_37](https://doi.org/10.1007/978-3-030-88361-4_37)
9. Erling, O.: Virtuoso, a hybrid RDBMS/graph column store. *IEEE Data Eng. Bull.* **35**(1), 3–8 (2012)
10. Fernández, J.D., Martínez-Prieto, M.A., Gutiérrez, C., Polleres, A., Arias, M.: Binary RDF representation for publication and exchange (HDT). *J. Web Semant.* **19**, 22–41 (2013). <https://doi.org/10.1016/j.websem.2013.01.002>
11. Gaffney, K.P., Prammer, M., Brasfield, L., Hipp, D.R., Kennedy, D., Patel, J.M.: SQLite: Past, present, and future. *Proc. VLDB Endow.* **15**(12), 3535–3547 (August 2022). <https://doi.org/10.14778/3554821.3554842>
12. Gayo, J.E.L.: WShEx: A language to describe and validate Wikibase entities. In: Kaffee, L.A., Razniewski, S., Amaral, G., Alghamdi, K.S. (eds.) *Proc. 3rd Wikidata Workshop 2022, co-located with 21st Int. Semantic Web Conference (ISWC 2022)*. CEUR-WS.org (2022)
13. Gu, Z., Lanti, D., Mosca, A., Xiao, G., Xiong, J., Calvanese, D.: Ontology-based data federation. In: *Proc. 11th Int. Joint Conf. Knowledge Graphs*. pp. 10–19. *IJCKG ’22*, ACM, New York (2023). <https://doi.org/10.1145/3579051.3579070>
14. Heyvaert, P., Meester, B.D., Dimou, A., Verborgh, R.: Declarative rules for linked data generation at your fingertips! In: Gangemi, A., Gentile, A.L., Nuzzolese,



- A.G., Rudolph, S., Maleshkova, M., Paulheim, H., Pan, J.Z., Alam, M. (eds.) The Semantic Web: ESWC 2018 Satellite Events. pp. 213–217. Springer (2018)
15. Kim, S., Chen, J., Cheng, T., Gindulyte, A., He, J., He, S., Li, Q., Shoemaker, B.A., Thiessen, P.A., Yu, B., Zaslavsky, L., Zhang, J., Bolton, E.E.: PubChem 2023 update. *Nucleic Acids Res.* **51**(D1), D1373–D1380 (October 2023). <https://doi.org/10.1093/nar/gkac956>
  16. Lefrançois, M., Zimmermann, A., Bakerally, N.: A SPARQL extension for generating RDF from heterogeneous formats. In: Blomqvist, E., Maynard, D., Gangemi, A., Hoekstra, R., Hitzler, P., Hartig, O. (eds.) ESWC 2017: The Semantic Web. pp. 35–50. Springer (2017). [https://doi.org/10.1007/978-3-319-58068-5\\_3](https://doi.org/10.1007/978-3-319-58068-5_3)
  17. Makris, K., Bikakis, N., Gioldasis, N., Christodoulakis, S.: SPARQL-RW: Transparent query access over mapped RDF data sources. In: Proc. 15th Int. Conf. Extending Database Technology. pp. 610–613. EDBT '12, ACM (2012). <https://doi.org/10.1145/2247596.2247678>
  18. Mami, M.N., Graux, D., Scerri, S.J., Auer, S., Lehmann, J.: Squerall: Virtual ontology-based access to heterogeneous and large data sources. In: The Semantic Web – ISWC 2019. pp. 229–245. Springer (2019). [https://doi.org/10.1007/978-3-030-30796-7\\_15](https://doi.org/10.1007/978-3-030-30796-7_15)
  19. Odell, J., Lemus-Rojas, M., Brys, L.: Wikidata for Scholarly Communication Librarianship. IUPUI University Library, Indianapolis (2022). <https://doi.org/10.7912/9Z4E-9M13>
  20. Osman, I., Ben Yahia, S., Diallo, G.: Ontology integration: Approaches and challenging issues. *Inf. Fusion* **71**, 38–63 (2021). <https://doi.org/10.1016/j.inffus.2021.01.007>
  21. Stonebraker, M., Rowe, L.A.: The design of POSTGRES. In: Proc. 1986 ACM SIGMOD Int. Conf. Management of Data. pp. 340–355. SIGMOD '86, ACM (1986). <https://doi.org/10.1145/16894.16888>
  22. Taelman, R., Herwegen, J.V., Sande, M.V., Verborgh, R.: Comunica: A modular SPARQL query engine for the web. In: Vrandečić, D., Bontcheva, K., Suárez-Figueroa, M.C., Presutti, V., Celino, I., Sabou, M., Kaffee, L.A., Simperl, E. (eds.) The Semantic Web – ISWC 2018. pp. 239–255. Springer (2018)
  23. Thompson, B., Personick, M., Cutcher, M.: The Bigdata® RDF graph database. In: Harth, A., Hose, K., Schenkel, R. (eds.) Linked Data Management. Chapman and Hall/CRC, Boca Raton (2014). <https://doi.org/10.1201/b16859>
  24. Verborgh, R., Sande, M.V., Colpaert, P., Coppens, S., Mannens, E., de Walle, R.V.: Web-scale querying through linked data fragments. In: Proc. Workshop on Linked Data on the Web co-located with 23rd Int. World Wide Web Conf. (WWW 2014), Seoul, Korea, April 8, 2014. CEUR-WS.org (2014)
  25. Verborgh, R., Vander Sande, M., Hartig, O., Van Herwegen, J., De Vocht, L., De Meester, B., Haesendonck, G., Colpaert, P.: Triple Pattern Fragments: A low-cost knowledge graph interface for the Web. *J. Web Semant.* **37–38**, 184–206 (2016). <https://doi.org/10.1016/j.websem.2016.03.003>
  26. Vrandečić, D., Krötzsch, M.: Wikidata: A free collaborative knowledgebase. *Commun. ACM* **57**(10), 78–85 (2014). <https://doi.org/10.1145/2629489>
  27. Waagmeester, A., Stupp, G., Burgstaller-Muehlbacher, S., Good, B.M., Griffith, M., Griffith, O.L., Hanspers, K., Hermjakob, H., Hudson, T.S., Hybiske, K., Keating, S.M., Manske, M., Mayers, M., Mietchen, D., Mitraka, E., Pico, A.R., Putman, T., Riutta, A., Queralt-Rosinach, N., Schriml, L.M., Shafee, T., Slenter, D., Stephan, R., Thornton, K., Tsueng, G., Tu, R., Ul-Hasan, S., Willighagen, E., Wu, C., Su, A.I.: Science forum: Wikidata as a knowledge graph for the life sciences. *eLife* (March 2020). <https://doi.org/10.7554/eLife.52614>

28. Xiao, G., Calvanese, D., Kontchakov, R., Lembo, D., Poggi, A., Rosati, R., Zhakharyashev, M.: Ontology-based data access: A survey. In: Proc. 27th Int. Joint Conf. Artificial Intelligence, IJCAI-18. pp. 5511–5519. IJCAI Organization (July 2018). <https://doi.org/10.24963/ijcai.2018/777>
29. Xiao, G., Lanti, D., Kontchakov, R., Komla-Ebri, S., Guúzel-Kalaycı, E., Ding, L., Corman, J., Cogrel, B., Calvanese, D., Botoeva, E.: The virtual knowledge graph system Ontop. In: Pan, J.Z., Tamma, V., d’Amato, C., Janowicz, K., Fu, B., Polleres, A., Seneviratne, O., Kagal, L. (eds.) The Semantic Web – ISWC 2020. pp. 259–277. Springer (2020). [https://doi.org/10.1007/978-3-030-62466-8\\_17](https://doi.org/10.1007/978-3-030-62466-8_17)
30. Zhou, L., Shimizu, C., Hitzler, P., Sheill, A.M., Estrecha, S.G., Foley, C., Tarr, D., Rehberger, D.: The Enslaved dataset: A real-world complex ontology alignment benchmark using Wikibase. In: Proc. 29th ACM Int. Conf. Information & Knowledge Management. pp. 3197–3204. CIKM ’20, ACM (2020). <https://doi.org/10.1145/3340531.3412768>