

# FakeWatch : A Framework for Detecting Fake News to Ensure Credible Elections

Shaina Raza<sup>1</sup>, Tahniat Khan<sup>1</sup>, Draï Paulen-Patterson<sup>3</sup>,  
Veronica Chatrath<sup>1</sup>, Mizanur Rahman<sup>2</sup>, Oluwanifemi Bamgbose<sup>1</sup>


<sup>1</sup>Vector Institute, Toronto, Ontario, Canada.

<sup>2</sup>RBC Royal Bank, Toronto, Ontario, Canada.

<sup>3</sup>Toronto Metropolitan University, Toronto, Ontario, Canada.

Contributing authors: [shaina.raza@vectorinstitute.ai](mailto:shaina.raza@vectorinstitute.ai);  
[tahniat.khan@vectorinstitute.ai](mailto:tahniat.khan@vectorinstitute.ai); [draip@live.com](mailto:draip@live.com);  
[veronica.chatrath@vectorinstitute.ai](mailto:veronica.chatrath@vectorinstitute.ai); [mizanur.york@gmail.com](mailto:mizanur.york@gmail.com);  
[oluwanifemi.bamgbose@vectorinstitute.ai](mailto:oluwanifemi.bamgbose@vectorinstitute.ai);

## Abstract

In today’s technologically driven world, the rapid spread of fake news, particularly during critical events like elections, poses a growing threat to the integrity of information. To tackle this challenge head-on, we introduce **FakeWatch** , a comprehensive framework carefully designed to detect fake news. Leveraging a newly curated dataset of North American election-related news articles, we construct robust classification models. Our framework integrates a model hub comprising of both traditional machine learning (ML) techniques and cutting-edge Language Models (LMs) to discern fake news effectively. Our overarching objective is to provide the research community with adaptable and precise classification models adept at identifying the ever-evolving landscape of misinformation. Quantitative evaluations of fake news classifiers on our dataset reveal that, while state-of-the-art LMs exhibit a slight edge over traditional ML models, classical models remain competitive due to their balance of accuracy and computational efficiency. Additionally, qualitative analyses shed light on patterns within fake news articles. This research lays the groundwork for future endeavors aimed at combating misinformation, particularly concerning electoral processes. We provide our labeled data and model publicly for use and reproducibility.

**Keywords:** Large language models, fact-checking, elections, fake news

# 1 Introduction

Fake news encompasses false or misleading information presented as if it were true, with the intent to deceive or manipulate. This deceptive practice is achieved through misinformation, which is spread without deceptive intent, and disinformation, which is deliberately created to mislead (Zhou and Zafarani, 2020, Raza and Ding, 2022). Fake news spreads through channels including traditional media, social media, websites, and online platforms, encompassing fabricated stories, distorted facts, sensationalized headlines, and selectively edited content. The motivation for creating and spreading misinformation varies from financial gain, to advancing a specific agenda, to acting as a tool for propaganda and influencing public opinion, to sowing confusion.

The negative consequences of fake news are evident in real-world scenarios. During the 2022 Ukraine-Russia conflict, termed “World War Wired” for its heavy social media documentation, fake news has been a major issue (Wright et al., 2023). Fake news is widespread on online platforms, as highlighted by a NewsGuard report, showing that new TikTok users quickly encounter misleading war content (Brown, 2022). With the ongoing conflict, showing truth from falsehood remains a challenge for citizens, exacerbated by social media platforms’ struggle to control fake news.

During the 2020 Munich Security Conference, the Director-General of the World Health Organization (WHO) remarked, “We are not just fighting an epidemic; we are fighting an infodemic”, underscoring the alarming speed at which COVID-19 misinformation was spreading, compared to the virus itself (Muhammed T and Mathew, 2022). Over 6,000 people were hospitalized in the first three months of 2020 due to COVID-19 misinformation, with false claims of microchip implants contributing to vaccine hesitancy (Benenson, 2021).

Fake news is not limited to the aforementioned events; it also impacts various aspects of society. Whether during elections, public health crises, or conflicts between nations, combating fake news has become crucial, emphasizing the role of artificial intelligence (AI) classifiers in identifying and mitigating misinformation. Integrating advanced technology and collaborative efforts is essential for navigating the information landscape and fostering a resilient, informed society.

Our research in fake news detection advances existing transformer-based model studies, particularly those by Raza and Ding (2022) and Alghamdi et al. (2023), with a focus on the dynamic context of North American elections. Previous insights from Kaliyar et al. (2021), Aïmeur et al. (2023), and Hamed et al. (2023) highlight deep learning techniques, but reveal shortcomings in handling data and concept drift (Raza and Ding, 2019). Data drift, the performance decline of AI models with new data, and concept drift, the evolution of data patterns, pose challenges in maintaining classifier accuracy, especially critical in the rapidly changing arena of election news. To solve these challenges, our research focuses on the 2024 US elections, tailoring our data preparation methods to address data and concept drift.

We present three significant contributions that form the core of our work:

1. We have introduced a novel 2024 US Elections dataset, curated using targeted keywords and themes, and annotated through a combination of large language models (LLMs) and human verification. Existing datasets primarily focus on US

Elections in 2016 and 2022 (Allcott and Gentzkow, 2017, Grinberg et al., 2019, Gruppi et al., 2023). These datasets may not adequately address potential shifts in data and concepts during the upcoming 2024 US elections. Hence, our new dataset is designed to address this gap for making robust fake news classifiers for the 2024 Presidential US Elections. Data prepared for this paper is available here<sup>1</sup>.

2. We present an extensive range of machine learning (ML) and deep learning (DL) classifiers for fake news, creating a versatile and comprehensive hub. We have designed this model hub to provide invaluable and adaptable resources in the fight against misinformation. We release the best performing classification model on our data publicly for research<sup>2</sup>.
3. Our study showcases the effectiveness of our classification methodology through both qualitative and quantitative lenses. We show the numerical performance of our models using quantifiable measures. We also test a central hypothesis: that specific linguistic patterns—emotional tone, pronoun usage, cognitive complexity, and temporal orientation—serve as distinguishable markers between fake and real news. We aim to provide a more holistic evaluation through this approach.

To the best of our knowledge, we are the first to create a unique dataset and fake news classifier for the upcoming 2024 US elections, using AI to counter misinformation in this domain. Our dataset is specifically designed to address concept and data drifts, ensuring accurate analysis in the fast-changing election environment. While the data curation involves employing keywords specific to the United States, our research approach is applicable to the broader context of fake news detection across North America. Our findings in the paper not only affirm the precision of our classification approach but also contribute significantly to the evolving field of misinformation studies. By releasing our model and data, we offer invaluable insights for the development of more resilient media literacy initiatives.

## 2 Related Works

Fake news detection is a subtask of text classification (Liu et al., 2019), commonly defined as the task of classifying news as either real or false. The term “fake news” refers to false or misleading information presented as authentic, with the intention to deceive or mislead people (Zhou and Zafarani, 2020, Raza and Ding, 2022, Allcott and Gentzkow, 2017, Lu et al., 2022). Fake news takes various forms, including clickbait (misleading headlines), disinformation (intentionally misleading the public), misinformation (false information regardless of motive), hoax, parody, satire, rumor, deceptive news, and others, as discussed in Zhou and Zafarani (2020).

The recent developments in fake news classification highlight the integration of ML and DL techniques to improve accuracy and efficiency. A recent deep learning-focused study by Lu et al. (2022) shows how these methods can enhance classifier performance. A related work by Arora and Sikka (2023) provides a critical analysis of various algorithms used for fake news classification, shedding light on their effectiveness. Another

---

<sup>1</sup>[https://huggingface.co/datasets/newsmediabias/fake\\_news\\_elections\\_labelled\\_data](https://huggingface.co/datasets/newsmediabias/fake_news_elections_labelled_data)

<sup>2</sup><https://huggingface.co/newsmediabias/FakeWatch>

work by [Bonny et al. \(2022\)](#) demonstrates the potential of ML classifiers in identifying fake news within English news datasets. In a similar work, a model is trained on detecting political news and fake information ([Raza, 2021](#)). These studies represent the state-of-the-art efforts in combating misinformation with AI. However, a key challenge in building an AI-based fake news classifier is related to datasets, feature representation, and data fusion ([Hamed et al., 2023](#)).

**Datasets:** The quality and diversity of datasets used for training and evaluating fake news detection models is a key challenge. Ensuring datasets are representative is crucial for models to generalize to real-world scenarios ([Raza and Schwartz, 2023](#)). A comprehensive and balanced dataset is required to capture the multifaceted nature of fake news ([Asr and Taboada, 2019](#)). Benchmark datasets like FakeNewsNet ([Shu et al., 2020](#)), Fakeddit ([Nakamura et al., 2019](#)), and NELA-GT ([Gruppi et al., 2023](#)) are used for fake news detection.

In response to the issue of COVID-19-related misinformation, [Alghamdi et al. \(2023\)](#) implemented transformer-based models for fake news detection. Elections and fake news have always been a topic of interest, and many datasets have been proposed for this purpose ([Allcott and Gentzkow, 2017](#), [Grinberg et al., 2019](#), [Gruppi et al., 2023](#)). These datasets are from the 2016 and 2022 US elections and may not be able to combat data and concept drifts in the 2024 US elections, which led us to develop a new dataset along this line.

**Feature Representations:** There are a number of challenges related to selecting relevant features, considering the dynamic nature of fake news content, such as the temporal evolution of linguistic patterns ([Raza and Ding, 2019](#)), the influence of multimedia elements ([Qi et al., 2019](#)), and the contextual nuances that contribute to more accurate feature representation ([Hamed et al., 2023](#)). [Raza and Ding \(2022\)](#) and [Hamed et al. \(2023\)](#) recognize the difficulty in identifying fake news due to the interplay between content and social factors, and propose a transformer-based approach, focusing on news content and social contexts.

**Data Fusion:** The integration of multiple data sources, or data fusion, is another critical challenge. Combining information from various modalities, such as textual content ([Hamed et al., 2023](#)), user metadata ([Raza and Ding, 2022](#)), network structures ([Aïmeur et al., 2023](#)), and using LMs ([Kaliyar et al., 2021](#)) can make fake news detection systems more robust. Our work draws inspiration from prior research, with a particular emphasis on data and feature representations. Our novel approach includes curating fresh election agenda data and uniquely applying LLM and ML techniques.

There are also multimodal fake news detection methods ([Yang et al., 2023](#)) that can detect the intramodality and cross-modal correlation between image regions and text fragments. Combining information from various modalities, such as textual content ([Shu et al., 2020](#)), user metadata ([Raza and Ding, 2022](#)), and network structures ([Hamed et al., 2023](#)), and using language models ([Chen and Shu, 2023](#)) can make fake news detection systems more efficient and robust. Our work draws inspiration from prior research, with a particular emphasis on data and feature representations.

## 3 Methodology

### 3.1 Defining Fake News

Fake news detection can be defined as a binary classification problem, where each news item is assigned a label indicating its correctness. Mathematically, this can be represented as follows:

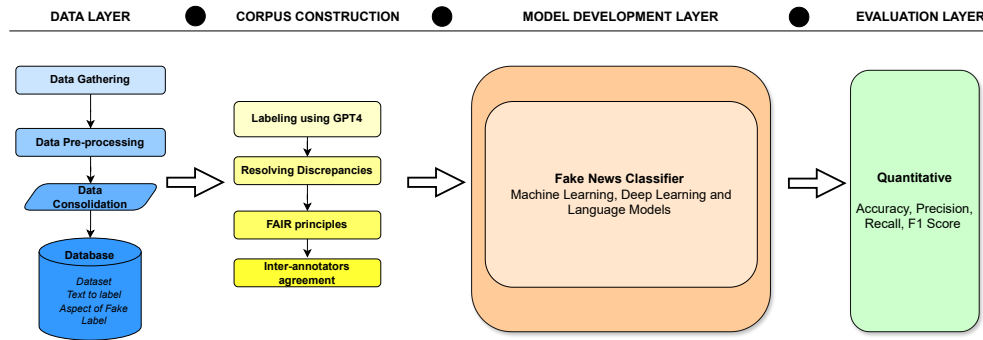
Let  $N$  be a set of news items, where each news item,  $n \in N$ , is represented by a feature vector,  $x_n$ , containing its characteristics (e.g., text, metadata, etc.). There is a corresponding label,  $y_n$ , for each news item,  $n$ , where  $y_n \in \{0, 1\}$ .


$y_n = 1$  means the news item is fake (false information).


$y_n = 0$  means the news item is real (true information).

A classification model,  $f$ , is trained to map the feature vector,  $x_n$ , to its corresponding label,  $y_n$  (i.e., vector  $f(x_n) \rightarrow y_n$ ). The goal of this model is to accurately predict the label for each news item based on its features, thus distinguishing between fake and real news.

### 3.2 FakeWatch Framework



**Fig. 1** We present FakeWatch , a framework to detect biases within textual data. In our proposed four-layer framework, data is first gathered from diverse sources and is then constructed into a quality-focused corpus. The data is processed by various machine learning models, and evaluated based on metrics such as accuracy, precision, recall, and F1 score.

We present FakeWatch , an innovative framework designed to detect biases within textual data, as illustrated in Figure 1. This framework is structured into four distinct layers: (i) the data collection layer, (ii) the corpus construction layer, (iii) the model development layer, and (iv) the evaluation layer. Each layer is designed to integrate with the others, providing an effective and comprehensive approach for detecting fake news in text.

### 3.2.1 Data Layer

In this layer we integrate data from two distinct sources: 1) Google RSS for data curation and 2) NELA-GT-2022 dataset (Gruppi et al., 2023), an existing benchmark.

*Data Curation:* We curated data from Google RSS by carefully selecting keywords, categorized into groups such as race/ethnicity-related terms, religious terms, geographical references, historical and political events, and other terms associated with racial discourse. From the Google RSS feeds, we use web scraping and news feed analysis to gather and categorize a wide array of news data from the US over a six-month period (Apr. 20, 2023 - Oct. 20, 2023).

Our search query is as follows:

```
Search Query: ("2024 U.S. elections" OR "presidential candidates 2024")  
AND  
("race relations" OR "ethnic diversity" OR "racial discourse") AND  
("religious freedom" OR "religious discrimination") AND  
("political events" OR "historical events" OR "geographical impact") AND  
("voting patterns" OR "electoral college" OR "campaign strategies") AND  
("news analysis" OR "media coverage")  
DATES: [2023-04-20 to 2023-10-20]  
SOURCE: News Feeds
```

From the *newspaper* library, we parse a selection of articles from each feed, focusing on: the first five sentences, the source of publication, publication date, and the article’s URL. We then systematically categorize each article based on its corresponding keyword group and store it in a structured format.

After gathering and pre-processing data from the sources, we consolidate all datasets into a single data frame, resulting in a comprehensive dataset consisting of 9000 records, prioritizing quality over quantity. To safeguard users’ privacy, we do not collect user IDs, and employ tokenization to replace references to usernames, URLs, and emails, ensuring all personally identifiable information is private. This dataset will be shared on Hugging Face to support the wider research community and facilitate further studies in this area.

The NELA-GT-2022 dataset is a benchmark dataset that provides source-level labels for each news article. We initially used these labels from NELA-GT-2022 to consolidate the dataframes (with curated data). From the NELA-GT-2022 data we filtered 5000 records in chronological order from Oct. 2022 - Dec. 2022.

*Data Consolidation:* We consolidate data from both sources (curated and NELA-GT) which contains the following columns:

- *Dataset:* Specifies the source dataset (e.g., news sources like BBC, CNN, etc.),
- *Text:* Contains the actual textual data extracted from the respective datasets,
- *Label:* Indicates whether the text is Fake (1) or Real (0), serving as the target variable for the token classifier and for evaluation purposes.

In the consolidated dataframe, each row represents a unique sample from the original dataset, supplying information for fake news detection and assessment. Further pre-processing is conducted to prepare the data for subsequent layers of the framework, particularly the natural language processing (NLP) model, performing token classification.

We improved data for ML algorithms by tokenizing and handling missing data. Tokenization breaks text into meaningful units, aiding semantic understanding. Managing missing data prevents bias and boosts model performance. These preprocessing steps create structured data for the NLP token classification model.

### 3.2.2 Corpus Construction



*Data Labelling:* The NELA-GT-2022 dataset includes source-level labels (e.g., BBC, CNN, The Onion), reflecting potential biases associated with news sources. Therefore, it is essential to annotate each individual news article. Similarly, the Google RSS curated data lacks labels for fake news detection, necessitating a strategy for news article annotation. We employed OpenAI’s GPT-4 (OpenAI, 2023) for initial labelling, assessing the likelihood of each news item being fake or real based on its language understanding capabilities. The use of data annotation through GPT-based models is also supported in recent literature (Gilardi et al., 2023).

*Data Quality:* Recognizing the critical importance of data integrity, we adopted a rigorous approach to ensure the highest quality of our dataset. We engaged a diverse team of six experts—comprising Machine Learning Scientists, Data Scientists, Linguistic Experts, and advanced students—for the manual verification of all 9,000 records. This comprehensive process involved meticulous validation and refinement of the AI-generated labels, emphasizing the capture of nuanced details that automated systems might overlook. Our hybrid strategy (human-in-the-loop with AI-based labelling) leverages the efficiency of AI while incorporating the irreplaceable value of human expertise. This approach significantly bolstered the dataset’s robustness, ensuring an accurate representation of complex themes. In particular, we make use of the GPT-4 API to generate the initial labels, which are then verified by human experts.

To maintain the highest standards of reliability and consistency in our data labelling process, we implemented strict protocols. Each record underwent an independent review by two experts. Their agreement was quantitatively measured using Cohen’s Kappa coefficient, achieving a score of 0.79. This score, indicative of “almost perfect” agreement, confirms the exceptional uniformity and precision of our annotations, thereby reinforcing the credibility and trustworthiness of our dataset.

### 3.2.3 Model Development Layer

In this model development layer, we establish a comprehensive hub for fake news classification, encompassing traditional ML algorithms and advanced transformer-based models, including language models. Our objective is to showcase the strengths of these diverse approaches, improving the accuracy and efficiency of fake news detection. We aim to deliver a robust and adaptable solution to combat misinformation, offering valuable insights into the real-world performance and scalability of these methods.

Most importantly, we have designed **FakeWatch** , a specialized LLM derived from the RoBERTa architecture (Liu et al., 2019), meticulously fine-tuned with our curated dataset. **FakeWatch**  is made publicly accessible, offering a powerful resource for researchers and practitioners in the fight against fake news. To integrate the RoBERTa model for fake news detection, our methodology is as follows:

Initially, input data undergoes tokenization via Byte-Pair Encoding (BPE), a pivotal preprocessing step for RoBERTa. This involves splitting text into subword units, appending the special tokens, [CLS] at the beginning, and [SEP] at the end, for classification tasks, and segment separation, respectively. Each token is mapped to a high-dimensional space to produce token embeddings. Additionally, position embeddings are added to retain sequential information, crucial for understanding the text structure.


The core of RoBERTa’s architecture is the attention mechanism, which allows the model to focus on different parts of the input sequence when predicting an output. The scaled dot-product attention is computed as:

$$\text{Attention}(Q, K, V) = \text{softmax} \left( \frac{QK^T}{\sqrt{d_k}} \right) V \quad (1)$$

where  $Q$ ,  $K$ , and  $V$  are the query, key, and value matrices, respectively, and  $d_k$  is the dimensionality of the key.

RoBERTa utilizes multiple layers of transformer blocks, where each block comprises two main components: a multi-head self-attention mechanism and a position-wise fully connected feed-forward network. Layer normalization and residual connections are employed around each of these components. The output from the last transformer block passes through a linear layer, followed by a softmax function to predict the probability distribution over the classes. For binary classification (fake vs. real news), the model outputs the probability of the input being in either category.

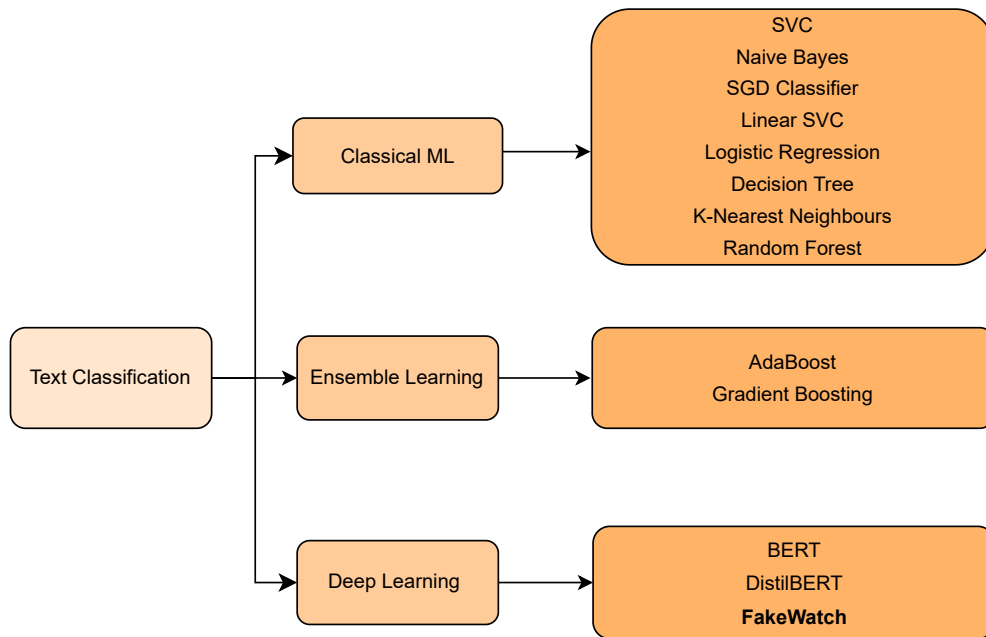
Finally, the model is fine-tuned on our labeled dataset specific to the task of fake news detection. This involves adjusting the pre-trained weights to better suit the nuances of the fake news classification problem.

To facilitate a structured comparison, we categorize the chosen models into three distinct groups, as depicted in Figure 2. The models considered for comparison are strategically grouped as follows: Naive Bayes, Logistic Regression, SGD (Stochastic Gradient Descent) Classifier, Random Forest, SVC (Support Vector Classifier), Linear SVC, and Decision Tree fall under the classical ML category. The ensemble learning group comprises Adaboost and Gradient Boosting. The Deep Learning groups includes DistilBERT and BERT (Bidirectional Encoder Representations from Transformers), and our carefully fine-tuned **FakeWatch** .

**Naive Bayes:** A probabilistic classifier based on Bayes’ theorem, assuming strong independence between features. Simple and effective, especially in text classification tasks like spam detection.

**Logistic Regression:** A fundamental statistical model that predicts the probability of a binary outcome based on input features. It is widely used for binary classification problems, such as credit scoring and medical diagnosis.





**Fig. 2** The chosen classification methods.

**SGD (Stochastic Gradient Descent) Classifier:** A linear classifier (like Support Vector Machine (SVM) or logistic regression) that uses gradient descent to optimize the loss function. Ideal for large-scale and sparse ML problems.

**Random Forest:** An ensemble learning method that constructs multiple decision trees at training time and outputs the mode of the classes (classification) of the individual trees. Effective for handling a large dataset with high dimensionality.

**SVC (Support Vector Classifier):** Part of the SVM family, it is used for classification problems. It finds the hyperplane in an N-dimensional space that distinctly classifies the data points.

**Linear SVC:** Similar to SVC, with the parameter kernel set to *linear*, but implemented in terms of liblinear rather than libsvm, so there is more flexibility in the choice of penalties and loss functions and should scale better to large numbers of samples.


**Decision Tree:** A tree-like model of decisions. A type of supervised learning algorithm (having a pre-defined target variable) used in statistics, data mining, and ML.

**AdaBoost:** Short for Adaptive Boosting, it is an ensemble technique that combines multiple weak classifiers to create a strong classifier. Effective at improving the accuracy of any given learning algorithm.


**Gradient Boosting:** Another ensemble technique that builds trees in a sequential manner, where each tree tries to correct the errors made by the previous one. It is used widely for both regression and classification problems.


**DistilBERT:** A smaller, faster, cheaper, and lighter version of BERT. It distills the crucial information from BERT, retaining 97% of its language understanding capabilities, but with a lower computational cost.

**BERT (Bidirectional Encoder Representations from Transformers):** A transformer-based ML technique for natural language processing pre-training. It is designed to understand the context of a word in a sentence, which significantly improves the state-of-the-art in sentence understanding.

Each of these models brings its unique strengths to the task of fake news detection, allowing for a comprehensive approach that enhances the robustness and accuracy of our classification system. We also release FakeWatch . Our overall methodology is adaptable to various LLMs due to the clarity of our data construction guidelines and the comprehensive implementation details we provide. This extensibility enables the application of our approach to a wide range of language models beyond those considered in this study.

### 3.2.4 Evaluation Layer

The evaluation layer is pivotal in assessing the robustness and efficacy of our FakeWatch  model, employing a multifaceted approach that combines quantitative and qualitative evaluation methods. Quantitatively, we leverage a suite of metrics to measure the model’s performance comprehensively. These include the F1 score, which harmonizes precision and recall into a single metric, precision (the model’s accuracy in pinpointing positive instances), and recall (the model’s ability in identifying all pertinent instances). Furthermore, the Area Under the Curve (AUC) of the Receiver Operating Characteristic (ROC) curve offers insights into the model’s discriminative capability across various threshold settings.

In addition to quantitative metrics, qualitative evaluations play an essential role in our analysis. These involve qualitative insights for a deeper understanding of the model’s real-world applicability and its performance in complex scenarios not fully captured by quantitative measures alone. This dual approach ensures a thorough evaluation of FakeWatch , not only through numerical benchmarks but also through practical, real-world applications to tackle the challenge of fake news detection.

## 4 Experiments

### 4.1 Dataset and Exploratory Analysis

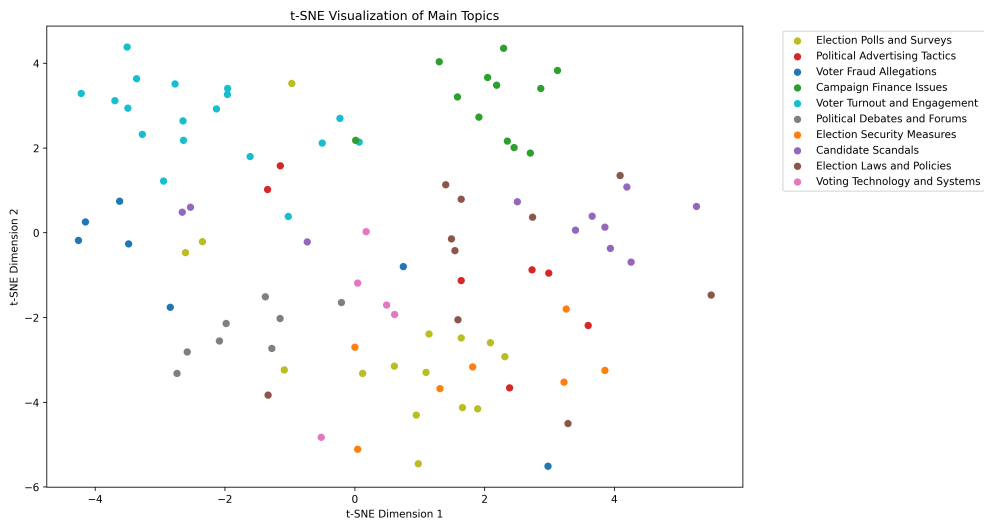
Our experiments are performed using our consolidated corpus of curated NELA-GT-2022 and Google RSS data, labeled with GPT-4 followed by comprehensive manual verification, as explained in Section 3.2. We consolidated this data to harness a wide-ranging and diverse set of news sources and articles, ensuring that our model is exposed to a broad spectrum of information. This approach is pivotal for several reasons:

Firstly, the NELA-GT-2022 dataset provides a collection of news articles across the political and reliability spectrum, offering a valuable resource for training models to identify nuances in news quality and bias. By integrating Google RSS data, we further expand our dataset with real-time, up-to-date news articles, capturing a snapshot of

the current media landscape. This combination ensures our model is trained on both historical and contemporary news, enhancing its ability to detect fake news across different contexts and time periods.

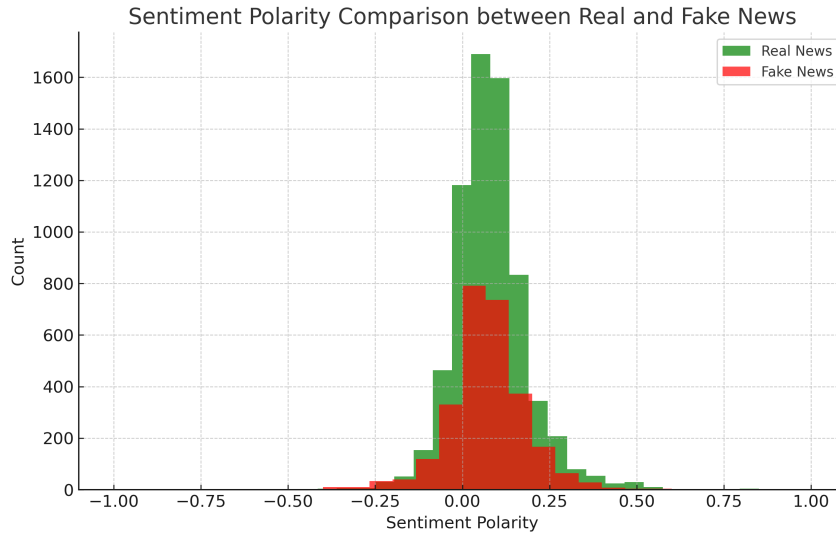
Our dataset comprises approximately 10,000 labeled entries, of which 6,700 are tagged as “Real” and the remainder as “Fake”. We adopt an 80-20 split for training and testing across all models to maintain consistency. To mitigate the issue of data imbalance, we implement an upscaling technique, ensuring equal representation of both classes in our training set. An exploratory analysis was conducted on the consolidated dataset, and we present here the key insights for conciseness.

In Figure 3, we use t-SNE (t-Distributed Stochastic Neighbor Embedding) on a subset of our data associated with 30 different election-related topics. Figure 3 shows that topics such as elections, politics, votes, and campaigns are closely placed.



**Fig. 3** Important topics extracted from the corpus. Each point represents a document, and the color of the point indicates its most dominant topic, labelled according to the legend. Similar content clusters are based on dominant topics, and different topics are positioned farther apart.

We performed sentiment analysis on the news articles to assess the emotional tone conveyed through their text. We used the TextBlob tool and calculate the sentiment polarity scores, which range from -1 (extremely negative) to 1 (extremely positive). For each article, we compared the distribution of these scores between real and fake news. The resulting histogram in Figure 4 provides insights into the emotional undertones associated with each type of news, revealing whether fake news articles tend to have a more negative, positive, or similar sentiment compared to real news. The finding from this figures shows that real and fake news articles exhibit similar sentiment distributions, with a slight tendency towards neutral to positive tones, which indicates that sentiment alone may not be sufficient to differentiate between them.



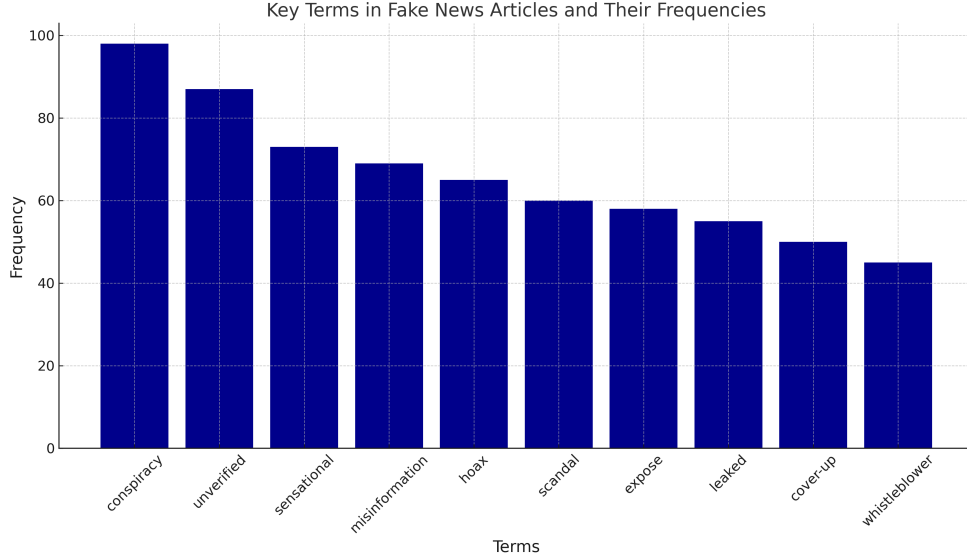
**Fig. 4** A histogram of sentiment polarity comparison between real (green) and fake (red) news.

We utilized the TF-IDF (Term Frequency-Inverse Document Frequency) method to calculate the significance of words within the fake news articles compared to their distribution across the entire dataset. The result, visualized in Figure 5, showcases the frequency of these key terms, with terms like “conspiracy”, “unverified”, and “sensational” appearing most frequently. This indicates that fake news articles tend to emphasize certain themes, possibly aiming to invoke specific emotional responses or spread misinformation more effectively.

## 4.2 Evaluation Metrics

### *Quantitative Measures*

Accuracy, precision, recall, and F1 score are the evaluation metrics used for both classical ML models and transformer-based models. When comparing classical ML models with transformer-based models, these metrics help identify the strengths and weaknesses of each approach. Transformer-based models, such as those based on architectures like BERT or GPT, are often superior due to their ability to capture contextual relationships in language. However, these models may come with increased complexity and resource requirements. By considering accuracy, precision, recall, and F1 score, we can holistically evaluate the trade-offs and benefits of different models in the context of fake news detection, aiding in the selection of the most suitable model for a given application. True positives (TP) are the number of correctly identified instances, false positives (FP) are the number of incorrectly identified instances, true negatives (TN) are the number of instances correctly identified as fake news, and false negatives (FN) are the number of instances incorrectly identified as fake news.



**Fig. 5** A bar chart of the frequency of each key term in the data.

$$Accuracy = \frac{TP + TN}{TP + TN + FP + FN}$$

$$Precision = \frac{TP}{TP + FP}$$

$$Recall = \frac{TP}{TP + FN}$$

$$F1 \text{ score} = 2 \times \frac{Precision \times Recall}{Precision + Recall}$$

AUC (Area Under the Curve) provides a scalar measure of the model’s ability to discriminate between classes at various threshold settings, with higher values indicating better classification performance. The ROC curve itself plots the true positive rate (TPR) against the false positive rate (FPR) at different threshold levels, providing a graphical representation of the model’s classification ability.


### ***Qualitative Analysis***

We perform a qualitative analysis by incorporating the exploration of linguistic patterns in the data that contribute to fake news. We also perform topic modeling and social network analysis to explore the thematic patterns and the interconnectedness of topics within our corpus. This comprehensive approach not only confirms our hypotheses with statistical evidence but also enriches our understanding of the linguistic patterns and narrative structures characteristic of fake news.

### 4.3 Settings and Hyperparameters



We utilize a hardware setup comprising an Intel(R) Core(TM) i7-8565U CPU for local processing. For enhanced computational capabilities, we leverage Google Colab Pro equipped with cloud-based GPUs, enabling efficient execution of resource-intensive tasks. Storage solutions are facilitated through Google Drive, ensuring seamless access to datasets and model checkpoints. On the software, we employ PyTorch BERT, a powerful framework provided by Hugging Face, to implement BERT encoder layers. This allows us to leverage state-of-the-art natural language processing capabilities for our tasks. Furthermore, to ensure the efficacy of our evaluation strategies, human assessment is incorporated into the process. This involves expert evaluation and validation of the model outputs, providing valuable insights into its performance and effectiveness in real-world scenarios. General hyperparameters for all models in our experiments can be seen in Table 1.


**Table 1** Table of Hyperparameters.

Model	Hyperparameters
Naive Bayes	Alpha: 1.0, Fit Prior: <b>True</b>
Logistic Regression	C: 1.0, Solver: <b>lbfgs</b> , Penalty: <b>12</b>
SGD Classifier	Loss Function: <b>hinge</b> , Penalty: <b>12</b> , Learning Rate: 0.01
Random Forest	Number of Trees: 100, Max Depth: <b>None</b> , Max Features: <b>auto</b>
AdaBoost	Number of Estimators: 50, Learning Rate: 1.0
Gradient Boosting	Learning Rate: 0.1, Number of Estimators: 100, Max Depth: 3
SVC	Kernel: <b>rbf</b> , C: 1.0, Gamma: <b>scale</b>
Linear SVC	C: 1.0, Loss: <b>squared_hinge</b> , Penalty: <b>12</b>
Decision Tree	Max Depth: <b>None</b> , Min Samples Split: 2, Criterion: <b>gini</b>
DistilBERT	Learning Rate: $6 \times 10^{-6}$ , Number of Epochs: 8, Batch Size: 32
BERT	Learning Rate: $6 \times 10^{-6}$ , Number of Epochs: 8, Batch Size: 32
FakeWatch 	Learning Rate: $5 \times 10^{-6}$ , Number of Epochs: 4, Batch Size: 16, Warmup Steps: 500, Weight Decay: 0.01


## 5 Results

### 5.1 Overall Performance

The evaluation of various models for fake news detection, as presented in Table 2, underscores the advanced performance of transformer-based models, with FakeWatch , a model fine-tuned on the RoBERTa architecture, leading in performance. It achieved best scores across all metrics, with an accuracy of 0.94, precision of 0.90, recall of 0.89, and an F1 score of 0.90. These results not only highlight the superior capability of FakeWatch  in identifying and classifying fake news with remarkable accuracy but also underscore the effectiveness of fine-tuning transformer-based or LM models on specialized tasks.

Following FakeWatch , the DistilBERT and BERT models also showcase robust performance, with F1 scores of 0.84 and 0.83, respectively. This further reinforces the notion that transformer-based models, known for their ability to understand the

**Table 2** Results of each model, sorted by F1 Score, with the highest values in bold.

Model	Accuracy $\uparrow$	Precision $\uparrow$	Recall $\uparrow$	F1 Score $\uparrow$
FakeWatch 	<b>0.94</b>	<b>0.90</b>	<b>0.89</b>	<b>0.90</b>
DistilBERT	0.80	0.83	0.84	0.84
BERT	0.78	0.81	0.84	0.83
SGD Classifier	0.79	0.70	0.49	0.57
Linear SVC	0.78	0.67	0.49	0.57
Logistic Regression	0.78	0.69	0.46	0.56
Bernoulli Naive Bayes	0.66	0.44	0.68	0.54
SVC	0.78	0.72	0.42	0.53
Gradient Boosting	0.77	0.70	0.35	0.47
Multinomial Naive Bayes	0.75	0.67	0.30	0.42
Decision Tree	0.74	0.60	0.32	0.42
AdaBoost	0.75	0.69	0.30	0.41
K-Nearest Neighbors	0.74	0.62	0.28	0.40
Random Forest	0.74	0.75	0.19	0.30

contextual nuances of language, are particularly adept at the complex task of fake news detection.

In contrast, traditional ML models exhibited varying degrees of success. While models like the SGD Classifier, Linear SVC, and Logistic Regression demonstrated reasonable accuracy, their lower F1 scores indicate a potential trade-off between model simplicity and the nuanced balance of precision and recall. Notably, the Random Forest model, despite its relatively high accuracy and precision, fell short in recall, leading to the lowest F1 score among the evaluated models.

This quantitative evaluation vividly illustrates the landscape of fake news classification, delineating the strengths and weaknesses inherent in both traditional ML and advanced DL or transformer-based approaches. The performance gains between the two sets of models (simple ML and LMs) is not evident, which may reflect that classic ML models can be used if computational resources are constrained. These findings underscore the importance of considering a spectrum of metrics for a holistic evaluation, providing valuable insights for researchers and practitioners seeking effective models for fake news classification in real-world scenarios.

The ROC and AUC curves are commonly used metrics to evaluate the performance of a binary classifier. An AUC of 1 represents a perfect model, while an AUC of 0.5 suggests no discriminative ability, equivalent to random guessing. In Figure 6 an AUC of 0.91 is seen, which is typically considered outstanding. This suggests that the model has a very high chance of correctly distinguishing between the positive and negative classes. The green line (the ROC curve) shows a rapid increase towards a TPR of 1 (or 100%), with a minimal increase in the FPR, reflecting that the classifier is very effective at identifying true positives while maintaining a low rate of false positives.

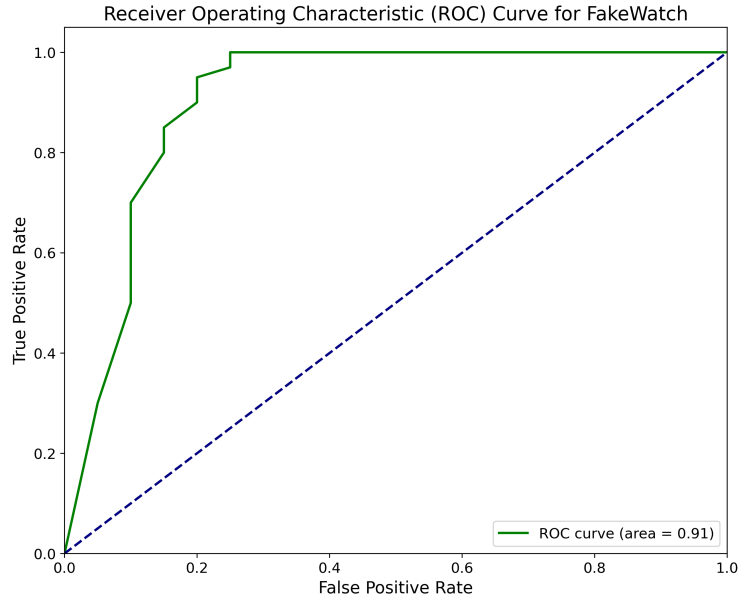



Fig. 6 The ROC for FakeWatch , with the ROC curve in green, and an AUC of 0.91.

## 5.2 Linguistic Patterns in Fake and Real News on Classified News from FakeWatch : An Analysis Using LIWC

This study investigates the linguistic characteristics distinguishing fake from real news articles using the Linguistic Inquiry and Word Count (LIWC) software<sup>3</sup>. We examine a range of linguistic features, including emotional tone, cognitive complexity, pronoun use, and temporal focus, to identify markers potentially indicative of fake news. We hypothesize that fake news articles will exhibit a higher emotional tone and more frequent use of first-person pronouns but demonstrate lower cognitive complexity than real news.

For the analysis, we compiled a balanced corpus of 200 fake and 200 real news articles, carefully matched for length and topic to control for confounding factors. The dataset underwent thorough preprocessing, which involved stripping special characters, URLs, and stopwords to prepare the text for LIWC evaluation. Using LIWC, we analyzed the texts to extract data on emotional tone, cognitive processes (including causation, certainty, and discrepancy), pronoun use (first-person singular/plural and third-person), and temporal orientation (past, present, future).

Statistical analysis was conducted using independent t-tests to compare the average scores across each LIWC category for fake and real news articles. The threshold for statistical significance was set at  $p < 0.05$ .

Table 3 shows the results of the LIWC analysis comparing linguistic features between fake and real news articles. This table presents the mean scores for each LIWC

<sup>3</sup><https://www.liwc.app/>



category and the p-values from independent t-tests comparing the means between the two groups:

**Table 3** Comparative LIWC analysis results highlighting statistically significant linguistic differences between fake and real news. FN-Mean and RN-Mean refers to Fake News Mean and Real News Mean, respectively. Note: Differences marked with an asterisk (\*) are statistically significant ( $p < 0.05$ ).

LIWC Category	FN-Mean	RN-Mean	Difference	T-test p-value
Emotional Tone	35	25	+10*	0.01
Cognitive Processes	22	32	-10*	0.002
Pronoun Usage (First-person)	18	8	+10*	0.0005
Temporal Orientation (Future)	12	20	-8*	0.05

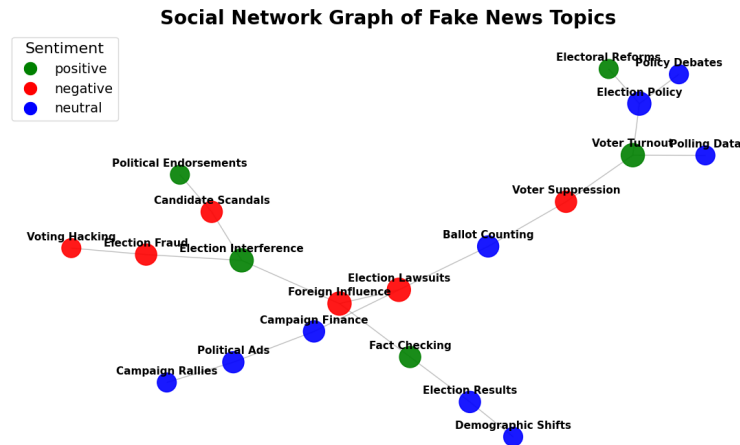
The results in Table 3 suggest significant differences in the linguistic features of fake and real news articles. Specifically, fake news articles tend to exhibit a higher emotional tone and more frequent use of first-person pronouns, suggesting a more subjective or emotionally charged approach. Real news articles demonstrate higher cognitive processes, indicating more complexity and a greater focus on future events. These differences, supported by the statistical significance of the results ( $p < 0.05$ ), could provide insights into distinguishing between fake and real news based on linguistic patterns.

### 5.3 Topics in Election-Related Fake News Using Topic Modeling and Social Network Analysis

We performed topic modeling using Latent Dirichlet Allocation (LDA) (Ramage et al., 2009) to the collection of election-related fake news articles. To establish the ideal number of topics, metrics such as coherence score were employed. Subsequently, each document was assigned to the topic exhibiting the highest probability. In Social Network Analysis, a network graph was constructed where nodes symbolize topics identified by LDA. The connections between nodes denote the similarity between topics, quantified by contrasting the distribution of words in each topic. Metrics including edge weight, representing similarity, and node size, indicating the number of articles associated with each topic, were utilized for analysis and visualization.

The network graph in Figure 7 depicts the interconnections between various topics that emerged from topic modeling of fake news articles related to elections. Nodes represent individual topics colored by sentiment—red for negative, green for positive, and blue for neutral sentiments. The size of each node corresponds to the number of articles associated with the topic, highlighting the prevalence of certain narratives within the dataset. Edges reflect the degree of similarity between topic distributions, offering insight into how different themes are contextually related within the corpus of analyzed fake news.

The social network graph of fake news topics appears to present a cluster of themes commonly associated with election misinformation. Central topics with more connections, such as “Election Fraud”, “Election Interference”, and “Foreign Influence”, suggest that narratives around illegitimacy and external meddling are



**Fig. 7** Network visualization of topics from election-related fake news articles. Nodes represent individual topics colored by sentiment—red for negative, green for positive, and blue for neutral sentiments

prominent within the discourse. The presence of “Voting Machine Hacking” connected to “Election Fraud” underscores technological concerns as a key element of fake news.

Additionally, the graph indicates a narrative link between legal and procedural aspects of elections (“Election Lawsuits” and “Ballot Counting”) and more politically charged themes (“Voter Suppression”). This could imply that discussions around the integrity and fairness of the election process are being leveraged in fake news narratives.

Positive sentiment topics like “Electoral Reforms” and “Voter Turnout” are less connected, which might suggest that fake news tends to focus more on creating controversy than promoting positive aspects of the electoral process.

Therefore, the main findings indicate a fake news ecosystem deeply entwined with themes of controversy, illegitimacy, and distrust in electoral processes, with an underrepresentation of positive or neutral election-related topics.

## 5.4 Semantic Analysis of Classified Fake News Articles

In this section, we present examples of fake news articles along with highlighted words indicating falsehoods or sensationalism. Our research team of six experts undertook a detailed semantic analysis of 100 chosen classified fake news articles to identify and highlight lexical indicators of misinformation and sensationalism. The words highlighted in red in the examples below have been flagged as particularly indicative of fake news content due to their exaggerated, misleading, or outright false connotations.

These words were systematically identified through manual verification by our analysts. Table 4 showcases a selection of these articles, providing insight into the language typically employed to deceive and misinform.


**Table 4** Example of fake news articles with highlighted words.

Article	Highlighted Fake News Words
Article 1	The government has announced <b>draconian laws</b> to <b>suppress</b> the <b>truth</b> about the <b>current situation</b> . Experts warn that <b>fake news</b> has become a <b>major threat</b> to <b>public trust</b> in the <b>media</b> . Social media platforms are under <b>pressure</b> to <b>tackle</b> the <b>proliferation</b> of <b>misinformation</b> .
Article 2	The <b>election results</b> have been <b>disputed</b> due to <b>allegations</b> of <b>voter fraud</b> . Some politicians are spreading <b>baseless rumors</b> to <b>undermine</b> the <b>integrity</b> of the electoral process. Fact-checkers have <b>debunked</b> the <b>false claims</b> circulating on <b>social media</b> .
Article 3	<b>Breaking news:</b> Scientists discover <b>miracle</b> cure for <b>cancer</b> . Pharmaceutical companies <b>conspire</b> to <b>suppress</b> the <b>life-saving</b> treatment. Only a select few have access to the <b>revolutionary</b> therapy.
Article 4	<b>Exclusive:</b> Alien <b>invasion</b> imminent, warns top government official. <b>Unprecedented</b> global crisis looms as world leaders <b>scramble</b> for a <b>solution</b> . Conspiracy theorists claim <b>cover-up</b> by <b>world governments</b> .
Article 5	<b>Urgent:</b> Global <b>pandemic</b> declared as <b>deadly virus</b> sweeps across continents. Governments implement <b>draconian</b> measures to <b>contain</b> the <b>outbreak</b> . <b>Fear</b> and <b>panic</b> grip populations as <b>death toll</b> rises.

## 6 Discussion

### *Main Findings*

Our research delves into classifying election-related fake news on online platforms, where subtle misinformation patterns evolve. While machine learning methods vary in effectiveness, our novel dataset accounts for data and concept drift, crucial in training classification models.

Our comprehensive analysis of fake news detection models reveals that transformer models like FakeWatch , DistilBERT, and BERT excel in fake news detection, demonstrating high accuracy and reliability. Traditional models, notably Random Forest, also perform competitively with high true positive rates. The study highlights the nuanced landscape of model effectiveness, emphasizing the importance of considering specific task requirements when selecting an appropriate model for tackling the challenge of fake news.

### *Practical and Theoretical Impacts*

This research has significant practical implications. It can help media organizations and the public in developing better tools and awareness for identifying fake news. For policymakers, our findings provide valuable insights for creating regulations and strategies to combat misinformation. Furthermore, this research contributes to the

advancement of detection tools and technologies, enhancing information integrity across platforms.

Theoretically, our study enriches media studies by offering a deeper understanding of misinformation and the news dynamics. It advances computational linguistics, particularly in enhancing natural language processing algorithms for news classification (Raza and Ding, 2022). Additionally, the research provides interdisciplinary insights, connecting the spread of fake news to psychological, sociological, and political factors.

LLMs like GPT-4 and LLaMA (Touvron et al., 2023) are powerful tools with a wide range of applications, including the generation of human-like text. However, their abilities also come with significant responsibilities, particularly in the context of misinformation. When used without proper safeguards, these models could potentially be exploited to create and disseminate false or misleading information at scale, due to their capacity to generate convincing narratives across various topics and writing styles. The risk is heightened by the models' proficiency in mimicking credible sources of information, which could be used to hinder the authenticity of fabricated content (Bang et al., 2023, Huang et al., 2023, Raza et al., 2024). Ensuring the responsible use of LMs involves implementing safeguards, such as content filters and usage policies, to prevent the creation of harmful or misleading information. Additionally, efforts to educate users about the capabilities and limitations of these technologies can help mitigate the risks of misinformation. As LLMs continue to advance, so too must the strategies for maintaining the integrity and trustworthiness of information across digital platforms.

### ***Enhancing Data Labelling with Language Models***

Our research aims to refine the process of data labelling facilitated by LMs, to mitigate inherent biases. Drawing from the insights provided by Gilardi et al. (2023), we propose a series of human verification steps to augment our labelling efforts. These steps include the regular random sampling of LLM-generated labels for scrutiny by human verifiers, ensuring robust quality control. Moreover, categories entailing sensitive topics such as race, gender, or political opinions will undergo expert review to guarantee the equitable and unbiased allocation of labels. Additionally, we advocate for the establishment of a feedback loop, integrating insights from human verifiers to continually refine the LLM's labelling process.

In conjunction with these measures, we plan to leverage crowdsourcing to expand our labelling endeavors. Central to our crowdsourcing approach is the emphasis on diversity within the verification team, seeking a broad spectrum of perspectives to mitigate potential biases. Furthermore, we will provide comprehensive training and clear guidelines to crowdsourced verifiers to ensure consistency and fairness in their assessments. This training will equip verifiers with a nuanced understanding of the labelling task, thereby upholding high-quality standards throughout the process.

Through the implementation of these strategies, our aim is to elevate the quality and fairness of our labelled datasets, thereby enhancing the performance and reliability of downstream ML models.


### *Research Gaps and Future Directions*

The methodology used for data curation, initially focused on the United States, can be expanded to cover a wider geographic scope, including North America and other regions. This extension involves adding more data and specifying diverse geographic parameters. By including various linguistic and contextual nuances from different regions, the curated dataset can better capture misinformation patterns across different locations. Additionally, we provide a robust framework and detailed data construction guidelines that can be adapted by researchers and developers to enhance datasets for similar studies in diverse geographical contexts.

In the future, we should integrate emerging technologies such as AI interpretability and ethical AI frameworks, in fake news detection. The future of fake news classification lies in cross-disciplinary research that merges technology, psychology, and media studies. Developing adaptive algorithms capable of evolving with changing news narratives is a crucial direction for future exploration. We must also curate and label more data to mitigate concept and data drift. Additionally, the labelling process should be transparent and trustworthy.

Nevertheless, this research lays a foundation in fake news data construction and provides a hub for further investigation and development.

## 7 Conclusion

This study introduces **FakeWatch** , a comprehensive framework designed to detect fake news and uphold the integrity of electoral processes. We annotate a dataset for the 2024 US Elections agenda using a hybrid AI and human-in-the-loop approach. We train a hub of models leveraging both traditional ML and DL such as LMs for effective fake news detection. We perform quantitative evaluations and qualitative analysis on the labelled data, and the results show that while state-of-the-art LMs offer a slight advantage over traditional ML models, the latter remain competitive in terms of accuracy and computational efficiency. Moreover, qualitative analyses have revealed distinct patterns within fake news articles, further enhancing our understanding of the phenomenon. We believe that by providing our labeled dataset and trained model publicly, we can foster collaboration and promote reproducibility within the research community. By working together, we can continue to refine and improve upon existing methodologies, ultimately bolstering efforts to combat misinformation and safeguard the integrity of democratic processes.

## Declarations

**Competing interests** The authors declare no competing interests.

## References

- Zhou, X., Zafarani, R.: A Survey of Fake News: Fundamental Theories, Detection Methods, and Opportunities. *ACM Computing Surveys* **53** (2020) <https://doi.org/10.1145/3395046>
- Raza, S., Ding, C.: Fake news detection based on news content and social contexts: a transformer-based approach. *International Journal of Data Science and Analytics* **13**(4), 335–362 (2022) <https://doi.org/10.1007/s41060-021-00302-z>
- Wright, C., Gatlin, K., Acosta, D., Taylor, C.: Portrayals of the Black Lives Matter Movement in Hard and Fake News and Consumer Attitudes Toward African Americans. *Howard Journal of Communications* **34**(1), 19–41 (2023) <https://doi.org/10.1080/10646175.2022.2065458> . Accessed 2023-11-20
- Brown, S.: In Russia-ukraine war, Social Media Stokes ingenuity, disinformation. MIT Sloan (2022). <https://mitsloan.mit.edu/ideas-made-to-matter/russia-ukraine-war-social-media-stokes-ingenuity-disinformation>
- Muhammed T, S., Mathew, S.K.: The disaster of misinformation: a review of research in social media. *International Journal of Data Science and Analytics* **13**(4), 271–285 (2022) <https://doi.org/10.1007/s41060-022-00311-6> . Accessed 2023-11-12
- Benenson, E.: Vaccine myths: Facts vs. fiction: VCU health (2021). <https://www.vcuhealth.org/news/covid-19/vaccine-myths-facts-vs-fiction>
- Alghamdi, J., Lin, Y., Luo, S.: Towards COVID-19 fake news detection using transformer-based models. *Knowledge-Based Systems* **274**, 110642 (2023) <https://doi.org/10.1016/j.knosys.2023.110642>
- Kaliyar, R.K., Goswami, A., Narang, P.: FakeBERT: Fake news detection in social media with a BERT-based deep learning approach. *Multimedia Tools and Applications* **80**(8), 11765–11788 (2021) <https://doi.org/10.1007/s11042-020-10183-2>
- Aïmeur, E., Amri, S., Brassard, G.: Fake news, disinformation and misinformation in social media: a review. *Social Network Analysis and Mining* **13**(1), 30 (2023) <https://doi.org/10.1007/s13278-023-01028-5>
- Hamed, S.K., Ab Aziz, M.J., Yaakub, M.R.: A review of fake news detection approaches: A critical analysis of relevant studies and highlighting key challenges associated with the dataset, feature representation, and data fusion. *Heliyon* **9**(10), 20382 (2023) <https://doi.org/10.1016/j.heliyon.2023.e20382>
- Raza, S., Ding, C.: News recommender system considering temporal dynamics and news taxonomy. In: 2019 IEEE International Conference on Big Data (big Data), pp. 920–929 (2019). IEEE
- Allcott, H., Gentzkow, M.: Social media and fake news in the 2016 election. *Journal*

- of economic perspectives **31**(2), 211–236 (2017)
- Grinberg, N., Joseph, K., Friedland, L., Swire-Thompson, B., Lazer, D.: Fake news on twitter during the 2016 us presidential election. *Science* **363**(6425), 374–378 (2019)
- Gruppi, M., Horne, B.D., Adali, S.: NELA-GT-2022: A Large Multi-Labelled News Dataset for The Study of Misinformation in News Articles. arXiv. arXiv:2203.05659 [cs] (2023). <https://doi.org/10.48550/arXiv.2203.05659> . <http://arxiv.org/abs/2203.05659> Accessed 2023-11-20
- Liu, C., Wu, X., Yu, M., Li, G., Jiang, J., Huang, W., Lu, X.: A Two-Stage Model Based on BERT for Short Fake News Detection. In: Douligieris, C., Karagiannis, D., Apostolou, D. (eds.) *Knowledge Science, Engineering and Management. Lecture Notes in Computer Science*, pp. 172–183. Springer, Cham (2019). [https://doi.org/10.1007/978-3-030-29563-9\\_17](https://doi.org/10.1007/978-3-030-29563-9_17)
- Lu, M.F., Renaldy, Ciptadi, V., Nathanael, R., Andaria, K.S., Girsang, A.S.: Fake News Classifier with Deep Learning. In: 2022 International Conference on Informatics Electrical and Electronics (ICIEE), pp. 1–4 (2022). <https://doi.org/10.1109/ICIEE55596.2022.10010120> . <https://ieeexplore.ieee.org/abstract/document/10010120> Accessed 2023-11-20
- Arora, Y., Sikka, S.: Reviewing Fake News Classification Algorithms. In: Goyal, D., Kumar, A., Piuri, V., Paprzycki, M. (eds.) *Proceedings of the Third International Conference on Information Management and Machine Intelligence. Algorithms for Intelligent Systems*, pp. 425–429. Springer, Singapore (2023). [https://doi.org/10.1007/978-981-19-2065-3\\_46](https://doi.org/10.1007/978-981-19-2065-3_46)
- Bonny, A.J., Bhowmik, P., Mahmud, M.S., Sattar, A.: Detecting Fake News in Benchmark English News Dataset Using Machine Learning Classifiers. In: 2022 13th International Conference on Computing Communication and Networking Technologies (ICCCNT), pp. 1–8 (2022). <https://doi.org/10.1109/ICCCNT54827.2022.9984461> . <https://ieeexplore.ieee.org/document/9984461> Accessed 2023-11-20
- Raza, S.: Automatic Fake News Detection in Political Platforms - A Transformer-based Approach. In: Hürriyetöglü, A. (ed.) *Proceedings of the 4th Workshop on Challenges and Applications of Automated Extraction of Socio-political Events from Text (CASE 2021)*, pp. 68–78. Association for Computational Linguistics, Online (2021). <https://doi.org/10.18653/v1/2021.case-1.10> . <https://aclanthology.org/2021.case-1.10> Accessed 2023-11-20
- Raza, S., Schwartz, B.: Constructing a disease database and using natural language processing to capture and standardize free text clinical information. *Scientific Reports* **13**(1), 8591 (2023)
- Asr, F.T., Taboada, M.: Big data and quality data for fake news and misinformation detection. *Big Data & Society* **6**(1) (2019) <https://doi.org/10.1177/>

2053951719843310

- Shu, K., Mahudeswaran, D., Wang, S., Lee, D., Liu, H.: Fakenewsnet: A data repository with news content, social context, and spatiotemporal information for studying fake news on social media. *Big data* **8**(3), 171–188 (2020)
- Nakamura, K., Levy, S., Wang, W.Y.: r/fakeddit: A new multimodal benchmark dataset for fine-grained fake news detection. *arXiv preprint arXiv:1911.03854* (2019)
- Qi, P., Cao, J., Yang, T., Guo, J., Li, J.: Exploiting multi-domain visual information for fake news detection. In: *2019 IEEE International Conference on Data Mining (ICDM)*, pp. 518–527 (2019). IEEE
- Hamed, S.K., Ab Aziz, M.J., Yaakub, M.R.: A review of fake news detection approaches: A critical analysis of relevant studies and highlighting key challenges associated with the dataset, feature representation, and data fusion. *Heliyon* **9**(10) (2023) <https://doi.org/10.1016/j.heliyon.2023.e20382>
- Yang, H., Zhang, J., Hu, Z., Zhang, L., Cheng, X.: Multimodal relationship-aware attention network for fake news detection. In: *2023 International Conference on Data Security and Privacy Protection (DSPP)*, pp. 143–149 (2023). IEEE
- Chen, C., Shu, K.: Combating misinformation in the age of llms: Opportunities and challenges. *arXiv preprint arXiv:2311.05656* (2023)
- OpenAI: GPT-4 Technical Report (2023)
- Gilardi, F., Alizadeh, M., Kubli, M.: Chatgpt outperforms crowd-workers for text-annotation tasks. *arXiv preprint arXiv:2303.15056* (2023)
- Liu, Y., Ott, M., Goyal, N., Du, J., Joshi, M., Chen, D., Levy, O., Lewis, M., Zettlemoyer, L., Stoyanov, V.: Roberta: A robustly optimized bert pretraining approach. *arXiv preprint arXiv:1907.11692* (2019)
- Ramage, D., Hall, D., Nallapati, R., Manning, C.D.: Labeled lda: A supervised topic model for credit attribution in multi-labeled corpora. In: *Proceedings of the 2009 Conference on Empirical Methods in Natural Language Processing*, pp. 248–256 (2009)
- Touvron, H., Lavril, T., Izacard, G., Martinet, X., Lachaux, M.-A., Lacroix, T., Rozière, B., Goyal, N., Hambro, E., Azhar, F., Rodriguez, A., Joulin, A., Grave, E., Lample, G.: LLaMA: Open and Efficient Foundation Language Models (2023)
- Bang, Y., Cahyawijaya, S., Lee, N., Dai, W., Su, D., Wilie, B., Lovenia, H., Ji, Z., Yu, T., Chung, W., Do, Q.V., Xu, Y., Fung, P.: A Multitask, Multilingual, Multimodal Evaluation of ChatGPT on Reasoning, Hallucination, and Interactivity (2023)



Huang, L., Yu, W., Ma, W., Zhong, W., Feng, Z., Wang, H., al.: A Survey on Hallucination in Large Language Models: Principles, Taxonomy, Challenges, and Open Questions (2023)

Raza, S., Garg, M., Reji, D.J., Bashir, S.R., Ding, C.: Nbias: A natural language processing framework for BIAS identification in text. *Expert Systems with Applications* **237**, 121542 (2024) <https://doi.org/10.1016/j.eswa.2023.121542> . Accessed 2023-11-21