

Tidal evolution of cored and cuspy dark matter halos

Xiaolong Du,^{1,2,*} Andrew Benson,^{2,†} Zhichao Carton Zeng,^{3,4} Tommaso Treu,¹
Annika H. G. Peter,^{3,4,5,6} Charlie Mace,^{3,4} Fangzhou Jiang,^{7,2,8} Shengqi Yang,²
Charles Gannon,⁹ Daniel Gilman,¹⁰ Anna. M. Nierenberg,⁹ and Ethan O. Nadler^{2,11}

¹*Department of Physics and Astronomy, University of California, Los Angeles, CA 90095, USA*

²*Carnegie Observatories, 813 Santa Barbara Street, Pasadena, CA 91101, USA*

³*Department of Physics, The Ohio State University,
191 W. Woodruff Ave., Columbus, OH 43210, USA*

⁴*Center for Cosmology and Astroparticle Physics, The Ohio State University,
191 W. Woodruff Ave., Columbus, OH 43210, USA*

⁵*Department of Astronomy, The Ohio State University, 140 W. 18th Ave., Columbus, OH 43210, USA*

⁶*School of Natural Sciences, Institute for Advanced Study, 1 Einstein Drive, Princeton, NJ 08540*

⁷*Kavli Institute for Astronomy and Astrophysics,*

Peking University, Beijing 100871, People's Republic of China

⁸*TAPIR, California Institute of Technology, Pasadena, CA 91125, USA*

⁹*University of California, Merced, 5200 N Lake Road, Merced, CA 95341, USA*

¹⁰*Department of Astronomy & Astrophysics, University of Chicago, Chicago, IL 60637, USA*

¹¹*Department of Physics & Astronomy, University of Southern California, Los Angeles, CA 90007, USA*

The internal structure and abundance of dark matter halos and subhalos are powerful probes of the nature of dark matter. In order to compare observations with dark matter models, accurate theoretical predictions of these quantities are needed. We present a fast and accurate method to describe the tidal evolution of subhalos within their parent halo, based on a semi-analytic approach. We first consider idealized N-body simulations of subhalos within their host halo, using a generalized mass density profile that describes their properties in a variety of dark matter models at infall, including popular warm, cold, and self-interacting ones. Using these simulations we construct tidal “tracks” for the evolution of subhalos based on their conditions at infall. Second, we use the results of these simulations to build semi-analytic models (SAMs) for tidal effects, including stripping and heating and implement them within the code GALACTICUS. Our SAMs can accurately predict the tidal evolution of both cored and cuspy subhalos, including the bound mass and density profiles, providing a powerful and efficient tool for studying the post-infall properties of subhalos in different dark matter models.

I. INTRODUCTION

The vast majority of the matter density of the universe ($\sim 85\%$) is known to be non-baryonic, i.e. made of something other than the quarks and baryons of the standard model of particle physics. Understanding the fundamental physical nature of dark matter (DM) has been a long standing goal of physics and cosmology. The commonly accepted model postulates that DM is composed by a massive non-relativistic particle (sometimes known as the Weakly Interacting Massive Particle, or WIMP), and behaves cosmologically as Cold Dark Matter (CDM).

However, while the CDM model has shown excellent agreement with observations on large scales, such as the Cosmic Microwave Background and large-scale structure of galaxy distributions, reproducing some observations on subgalactic scales is challenging within the model [1, 2]. Examples of these challenges include the cusp-core problem [3–5], the too-big-to fail problem [6], and diversity problem [7, 8]. To solve these issues, a number of alternative DM models have been proposed, including, e.g.,

warm dark matter [9–12], fuzzy dark matter (FDM) [13–18], self-interacting dark matter (SIDM) [19, 20], and primordial black holes [21–23].

A particularly powerful probe of the nature of DM is the abundance and internal structure of halos and subhalos. These are the bound hierarchical structures that form as a result of gravity, as the universe evolves. Alternate dark matter models predict different density profiles and abundance for small DM halos and subhalos. The demographics and internal structure of halos and subhalos already provide some of the most stringent limits on alternative dark matter models, including from observations of Milky Way satellites [24–33] and strong gravitational lensing [29, 34–39].

In order to interpret the observation of DM halos and subhalos in terms of reliable constraints on the nature of DM, it is essential to have accurate theoretical predictions to compare with. Numerical simulations have been shown to be an essential tool to connect the fundamental physics to the growth of structure in the universe. With the rapid development in the computing resources and techniques, state-of-the-art cosmological simulations are pushing the boundary of numerical capability, i.e. to resolve the smallest dark matter halos [40–45] and to simulate a large cosmic volume [46, 47].

In practice, numerical simulations are always limited

* xdu@astro.ucla.edu; – 0000-0003-0728-2533

† abenson@carnegiescience.edu; – 0000-0001-5501-6008

by resolution, especially when we focus on the evolution of subhalos. Unlike isolated halos, subhalos are subject to frequent tidal interactions with their host halos, which leads to mass loss, tidal heating, and possible disruption. Even state-of-the-art simulations may suffer from artificial disruption of subhalos [48], which may lead to biased results when comparing with observations.

One way to control numerical artifacts is to run idealized simulations, in which case only one subhalo is evolved in the host potential so that one can run high-resolution simulations with manageable computing resource. Using such methods, van den Bosch & Ogiya [48] carried out a detailed study of numerical artifacts in simulations resulting from gravitational softening, discreteness noise, and two-body relaxation. They also derived the requirements for obtaining properly converged results. However, in order to compute statistical properties of subhalos, one needs a model to describe the tidal evolution of subhalos so that one could look at the evolution of a population of subhalos within the context of a cosmological model. In order to achieve this, one can either build analytic models using appropriate approximations, or train non-parametric models such as the one presented in Ref. [49].

In this work, we first run idealized N-body simulations to study the evolution of DM halos with different initial density profiles in a host gravitational potential, aiming to include a broad range of dark matter profiles that may be produced by different DM models. Previous studies [50–53] have shown that, as subhalos evolve in the host, their maximum circular velocity, V_{\max} ¹, and the radius at which this maximum is reached, R_{\max} , follow a universal “tidal track” for a specific initial density profile. Both $V_{\max}/V_{\max,0}$ and $R_{\max}/R_{\max,0}$ are functions of fractional mass remaining in the subhalo and are not sensitive to *how* mass is stripped from the subhalos. We calculate the tidal tracks for different initial dark matter profiles, including DM halos with cored profiles and those with extremely cuspy profiles. Cored profiles can result from non-gravitational interactions between DM particles, e.g. in FDM [15, 16] and SIDM [19, 20] models, while extremely cuspy profiles are found in SIDM model when a halo undergoes core collapse [54–58]. Notably, Penarrubia et al. [51] has found that for DM profiles with different inner slopes, the tidal track is significantly different. We verify such dependence on the inner slope and also investigate the influence of the density slope at larger radii.

We then build improved semi-analytic models (SAMs) for the tidal effects, including tidal stripping and tidal heating, and calibrate these models to the idealized simulations. In previous work [57, 59–61], similar semi-analytic models have been used to describe the tidal evolution of DM halos initialized with Navarro–Frenk–White

(NFW) density profiles [62]. To model the density evolution of a subhalo due to tidal heating, a commonly used approach is to estimate the heating energy rate using the impulse approximation [63]. From the heating energy, the expansion of mass shells in a subhalo can be solved and converted to the change in density profile [59, 61]. In one of our previous studies [64], we showed that by including the contribution from the second-order perturbation in the heating energy, we can reproduce the tidal track for NFW halos accurately. In this work we will extend these models to other dark matter profiles.

This paper is organized as follows. In Sec. II, we describe the setup of our idealized simulations. In Sec. III, we show our results from the simulations and give fitting functions for the tidal tracks and density transfer functions assuming different initial density profiles. In Sec. IV, we describe our semi-analytic models and show the calibrations of the model parameters. Conclusions and discussions are given in Sec. V.

II. SIMULATION SETUP

We simulate the evolution of a subhalo in a static host halo potential. For the definition of virial radius, r_{vir} , we make use of the spherical collapse model [65]

$$\bar{\rho}(< r_{\text{vir}}) = \Delta_{\text{vir}} \rho_m = \Delta_{\text{vir}} \Omega_m \frac{3H_0^2}{8\pi G}. \quad (1)$$

At $z = 0$, $\Delta_{\text{vir}} = 329.621$. Cosmological parameters from [66] are adopted, i.e. $\Omega_m = 0.3153$, $\Omega_\Lambda = 0.68470$, $H_0 = 67.36$ km/s/Mpc.

A. Initial conditions

The host is defined to have an NFW density profile [62]

$$\rho_{\text{NFW}}(r) = \frac{\rho_0}{\frac{r}{r_s} \left(1 + \frac{r}{r_s}\right)^2}, \quad (2)$$

where ρ_0 is the characteristic density and r_s is the scale radius. The acceleration due to the host is then given by

$$\mathbf{a}_{\text{NFW}}(r) = -4\pi\rho_0 r_s^3 \left[\ln \left(1 + \frac{r}{r_s}\right) - \frac{\frac{r}{r_s}}{1 + \frac{r}{r_s}} \right] \frac{1}{r^2 + r_{\text{softening}}^2} \mathbf{r}, \quad (3)$$

where the term involving $r_{\text{softening}}$, the gravitational softening length, is introduced to soften the potential in the inner regions [67]. For consistency, the value of $r_{\text{softening}}$ is taken to be the same as that used for gravitational softening between particles. For the host, we choose

$$\rho_0 = 3.797 \times 10^6 \text{ M}_\odot/\text{kpc}^3, \quad (4)$$

$$r_s = 23.69 \text{ kpc}, \quad (5)$$

$$r_{\text{vir}} = 263.2 \text{ kpc}, \quad (6)$$

$$M_{\text{vir}} = 10^{12} \text{ M}_\odot. \quad (7)$$

¹ The circular velocity is defined as $V = \sqrt{GM(r)/r}$.

The host mass and concentration, $c_{\text{host}} = r_{\text{vir}}/r_s$, are chosen to represent the typical values for the Milky Way DM halo (see e.g. [68]).

At the initial time the subhalo is assumed to be spherically symmetric and has a density profile described by [69, 70]:

$$\rho(r) = \frac{\rho_0}{\left(\frac{r}{r_s}\right)^\gamma \left[1 + \left(\frac{r}{r_s}\right)^\alpha\right]^{(\beta-\gamma)/\alpha}}. \quad (8)$$

To enforce that the subhalo has a finite total mass, we truncate the subhalo density profile at $r > r_{\text{vir}}$ following [71]:

$$\rho(r) = \frac{\rho_0}{c^\gamma (1 + c^\alpha)^{(\beta-\gamma)/\alpha}} \left(\frac{r}{r_{\text{vir}}}\right)^\kappa \exp\left(-\frac{r - r_{\text{vir}}}{r_{\text{decay}}}\right), \quad (9)$$

where $c = r_{\text{vir}}/r_s$ is the halo concentration and

$$\kappa = -\frac{\gamma + \beta c^\alpha}{1 + c^\alpha} + \frac{r_{\text{vir}}}{r_{\text{decay}}}. \quad (10)$$

We take $r_{\text{decay}}/r_{\text{vir}} = 0.1$, with which the total mass of subhalo is $1.02 - 1.2M_{\text{vir,sub}}$ depending on the parameters (α, β, γ) . Other parameters in the subhalo density profile are taken to be

$$r_{s,\text{sub}} = 1.279 \text{ kpc}, \quad (11)$$

$$r_{\text{vir,sub}} = 26.32 \text{ kpc}, \quad (12)$$

$$M_{\text{vir,sub}} = 10^9 M_\odot. \quad (13)$$

The above subhalo mass and concentration are typical values for dwarf satellite galaxies in the Milky Way (see e.g. [72]). For this choice of subhalo mass, the dynamical friction effect is not important (see Sec. IV A), thus it is appropriate to simulate its tidal evolution assuming a static host potential. Note that we fix the virial mass of the subhalo, such that ρ_0 will differ for different combinations of (α, β, γ) .

Given the density profile of a subhalo, an N-body realization is generated by sampling particle positions from that density profile. For the initial velocities of particles we assume an isotropic velocity dispersion and use Edington's formula [73] to compute the velocity distribution function as a function of radius, taking into account the effects of gravitational softening using the approach of [67]. Velocities are then sampled from that distribution function at the position of each particle. We take a particle mass of $M_p = 10^2 M_\odot$ so that the subhalo contains $N \sim 10^7$ particles within its virial radius initially. We limit our analysis to the simulation outputs when the subhalo is still resolved by at least 10^4 particles so that its density profile can be well measured. For the choice of softening length, we follow Ref. [49], in which it is suggested that for $N = 10^6$ a value of $r_{\text{softening}} = 0.0003r_{\text{vir,sub}}$ is sufficient to mitigate the numerical artefacts [74]. We rescale the softening length according to the particle number, i.e. $r_{\text{softening}} \propto N_p^{1/3}$ [75] and take

$$r_{\text{softening}} = 1.39 \times 10^{-4} r_{\text{vir,sub}} = 0.00367 \text{ kpc}. \quad (14)$$

As we will discuss below, for the case $\gamma = 1.5$, we also check the convergence of our results by using different numbers of particles and varying the softening length.

The subhalo is initially placed at the apocenter of its orbit at $R = 0.7r_{\text{vir,host}}$ as in Ref. [51] and given a tangential velocity v_t , where v_t is determined by assuming different pericentric/apocentric ratios, R_p/R_a . For each combination, we run the simulation with different values of R_p/R_a so that the tidal tracks are well measured at early times and at the same time include the regime where the subhalos have been heavily stripped.

B. Orbital and tidal evolution

The GADGET-4 code [76] is used to simulate the evolution of the subhalo within the static host potential. Instead of the TreePM method commonly used in previous simulations, we make use of a new feature in GADGET-4, the so-called fast multipole method (FMM) which has the advantage that the momentum is better conserved. We did not switch on the ‘‘PMGRID’’ option since we find for the simulations we perform the pure FMM method is faster and more accurate. The parameters controlling the accuracy of force computation and time integration are taken to be:

$$\begin{aligned} \text{ERRTOLINTACCURACY} &= 0.01, \\ \text{MAXSIZETIMESTEP} &= 0.01, \\ \text{MINSIZETIMESTEP} &= 0.00, \\ \text{TYPEOFOPENINGCRITERION} &= 1, \\ \text{ERRTOLTHETA} &= 0.1, \\ \text{ERRTOLTHETAMAX} &= 1.0, \\ \text{ERRTOLFORCEACC} &= 0.001. \end{aligned}$$

Our tests show that the above values are sufficient for most of the cases we have run (but see Sec. III A 1 for the exceptional case with an extremely cuspy profile). Details of each parameter can be found in the GADGET-4 documentation².

The particles are evolved using the hierarchical time integration scheme introduced in GADGET-4. The time step, Δt_i for particle i is determined based on its acceleration \mathbf{a}_i :

$$\Delta t_i = \min \left\{ \sqrt{\frac{2\eta r_{\text{softening}}}{|\mathbf{a}_i|}}, \Delta t_{\text{max}} \right\}, \quad (15)$$

where η is set by the parameter ‘‘ERRTOLINTACCURACY’’, and Δt_{max} is set by ‘‘MAXSIZETIMESTEP’’. For the extremely cuspy case with $\gamma = 1.5$, we find that the results for the tidal track are not converged with the fiducial settings and an extremely small η is needed to achieve convergence,

² https://wwwmpa.mpa-garching.mpg.de/gadget4/gadget4_manual.pdf

so we also test a fixed, global time step in which case all particles are forced to have the same time step size determined by the minimum over Δt_i (see Sec. III A 1).

The subhalo is evolved for 37 Gyr. The particle data are output every 0.09778 Gyr. For each snapshot, we performed a self-binding analysis (see Sec. III) to identify particles that remain bound to the subhalo, and computed the rotation curve of the subhalo using those bound particles.

C. Analysis

A reliable self-binding analysis is very important for identifying subhalos and determining their properties (such as the bound mass). Typically, in cosmological simulations, various halo finders such as Rockstar [77] and AHF [78] have been employed in both cosmological and idealized simulations (see, for example [79]). Robust detection and characterization of subhalos in such simulations is challenging—for example, recent studies show that the commonly-used Rockstar halo finder fails to find a non-negligible fraction of subhalos [80, 81]. In the present work we have the advantage that *all* particles begin as members of the subhalo—we therefore know the starting point which allows us to proceed in a more careful and controlled manner from one snapshot to the next. Our self-binding algorithm is implemented in the GALACTICUS code [82] to perform this analysis.

For each snapshot of a simulation, we carry out a self-binding analysis to determine which particles remain bound to the subhalo. This is an iterative process, which proceeds as follows:

1. At the beginning of simulation, all particles are assumed to be gravitationally bound to the subhalo. For snapshots at later times, we use the bound/unbound status of particles from the previous snapshot in the first iteration of our algorithm;
2. The center-of-mass position \mathbf{r}_{cm} and velocity \mathbf{v}_{cm} are determined from all bound particles;
3. The gravitational potential energy and kinetic energy are computed for each bound particle:

$$E_{\text{p},i} = - \sum_{i \neq j} m_{\text{p}} \Phi_{ij}, \quad (16)$$

$$E_{\text{k},i} = \frac{1}{2} m_{\text{p}} (\mathbf{v}_i - \mathbf{v}_{\text{cm}})^2. \quad (17)$$

Here Φ_{ij} is the gravitational potential between particles i and j taking into account the effect of the gravitational softening used in the simulation. Note that when computing $E_{\text{p},i}$, only contributions from particles identified as being bound to the subhalo in the previous iteration are included.

4. Particles with positive total energy, $E_{\text{t},i} = E_{\text{p},i} + E_{\text{k},i}$ are considered unbound and excluded from later analysis.

5. Repeat steps (ii)–(iv) until the following criterion is satisfied:

$$\frac{|M_{\text{bound}} - M_{\text{bound}}^{\text{previous}}|}{(M_{\text{bound}} + M_{\text{bound}}^{\text{previous}})/2} < \epsilon. \quad (18)$$

For all analyses, we take $\epsilon = 10^{-3}$.

6. The center of the subhalo is determined by searching for the particle with the most negative $E_{\text{p},i}$, which corresponds to the position with the highest density. Similarly, the representative velocity of the subhalo is determined by the particle with the most negative $E_{\text{v},i}$. Here $E_{\text{v},i}$ is computed in the same way as $E_{\text{p},i}$ but replacing the coordinates of particles with velocities, following the approach of [83].

After completing the analysis described above, the center of the subhalo in phase space is then used to compute the density profile and velocity dispersion profile of the subhalo as a function of radius.

This procedure is similar to the one used by van den Bosch & Ogiya [48]. In Ref. [48], the authors use the 5% most-bound particles to determine the center-of-mass properties of the subhalo. In our analysis, we compute \mathbf{r}_{cm} and \mathbf{v}_{cm} using all bound particles, which in general gives smoother results for M_{bound} . Furthermore, our convergence criteria differ slightly from that of Ref. [48], based on the bound mass rather than the center-of-mass position and velocity.

The evolution of a subhalo’s density profile as it orbits within a host potential can be characterized by its V_{max} and R_{max} . As the subhalo evolves, it is subjected to the tidal force of the host halo. $V_{\text{max}}/V_{\text{max},0}$ and $R_{\text{max}}/R_{\text{max},0}$ evolve along a so-called called “tidal track” which is largely independent of precisely how mass is stripped away from the subhalos [50–53]. Here $V_{\text{max},0}$ and $R_{\text{max},0}$ are the initial values of these parameters. While the tidal track is insensitive to the host potential, it does show significant differences for different initial density profiles [51]. Therefore, finding the tidal tracks for different dark matter profiles is crucial for modeling how subhalo evolution in a host potential may differ under various assumptions for the nature of the dark matter particle.

We compute V_{max} and R_{max} from bound particles for each snapshot of our simulations. In practice, after finding the center of the subhalo, we compute the mass profile using radial bins. At small radii, i.e. $r < 4r_{\text{kernel}}$ with $r_{\text{kernel}} = 2.8r_{\text{softening}}$, linear bins are used to reduce the discreteness noise. The bin width is taken to be r_{kernel} . At larger radii, logarithmic bins are used and the bin width is taken to be $\Delta \log_{10} R = 0.1$. The mass profile data is then super-sampled by a factor of 40 using a cubic spline interpolation to determine V_{max} and R_{max} . We find that this approach allows us to obtain more accurate V_{max} and R_{max} that are less affected by discreteness noise.

III. RESULTS

A. Tidal tracks

The tidal tracks, $V_{\max}/V_{\max,0}$ versus $R_{\max}/R_{\max,0}$, for different combinations of (α, β, γ) are shown in Figs. 1, 2 and 3. First, we keep α and β fixed at 1 and 3 (the values for an NFW profile), respectively, and change γ (the logarithmic slope of density profile at small radii), see Fig. 1. As can be seen, for $\gamma \leq 1$, the results from GADGET-4 are in good agreement with the fitting functions found by [51, dotted] and [53, red dashed, for $\gamma = 1$ only]. However, for $\gamma = 1.5$ we find that the tidal track obtained from GADGET-4 simulations deviates from the [51] fitting function at late times (i.e. for small values of $V_{\max}/V_{\max,0}$ and $R_{\max}/R_{\max,0}$). Increasing or decreasing the gravitational softening length by a factor of 3 slightly changes our results, but can not explain the large deviation from the fitting curve.

For $\gamma = 0$, we find that as the subhalo evolves in the host potential, both $V_{\max}/V_{\max,0}$ and $R_{\max}/R_{\max,0}$ decrease (from the upper right corner toward the lower left corner). However, as tidal evolution proceeds further, there exists a turnaround at $R_{\max}/R_{\max,0} \sim 0.3$, after which $R_{\max}/R_{\max,0}$ begins to increase. This is because the core expands significantly due to tidal heating which results in larger R_{\max} .

We next increase β from 3 to 4, which produces a more rapid decrease of density at large radii—results are shown in Fig. 2. Compared to the cases with $\beta = 3$ and the same γ , the cases with $\beta = 4$ are less influenced by tidal effects. For example, if we compare the blue circles in Fig. 2 with the blue circles in Fig. 1, both having the same R_p/R_a , at the end of the simulation $V_{\max}/V_{\max,0}$ and $R_{\max}/R_{\max,0}$ change less relative to their initial values than in the case with $\beta = 4$. However, the slope of the tidal track in the case with $\beta = 4$ is steeper.

Finally, we also run two cases with a different value of $\alpha = 2$ as shown in Fig. 3. The parameter α controls how smoothly the density profile slope transits from inner value to the value at larger radii. For this value of α , we limit our simulations to cored profiles with $\gamma = 0$ and $\beta = 3, 4$. Such density profiles have been found to well describe the observed density profile of Galactic globular clusters that are unaffected by tidal effects [84]³.

We fit the tidal tracks obtained from our simulations using the same fitting function introduced in Ref. [51]:

$$g(x) = \frac{2^\mu x^\eta}{(1+x)^\mu}, \quad (19)$$

where $x = M_{\text{bound}}(t)/M_{\text{bound}}(0)$ is the bound mass fraction, and g is $V_{\max}/V_{\max,0}$ or $R_{\max}/R_{\max,0}$. To mitigate the effect of numerical artifacts, we limit our fitting to the

TABLE I. Best-fit parameters for equation (19) for tidal tracks with different initial density profiles.

α	β	γ	μ_V	η_V	μ_R	η_R
1	3	0	0.8317	0.4218	-0.3737	0.1976
1	3	0.5	0.7152	0.3600	-0.08328	0.2819
1	3	1	0.6175	0.2895	0.5529	0.4675
1	3	1.5	0.3358	0.1692	1.207	0.6845
1	4	0	0.9149	0.4982	-0.1739	0.1543
1	4	0.5	0.6286	0.3968	-0.003293	0.2660
1	4	1	0.4830	0.3055	0.5597	0.4802
1	4	1.5	0.3469	0.2018	1.254	0.7847
2	3	0	1.055	0.5114	-0.06394	0.1182
2	4	0	1.412	0.8288	-0.1514	-0.002544

data with bound mass fraction $M_{\text{bound}}/M_{\text{bound},0} > 10^{-3}$, so that the subhalo is resolved by more than 10^4 particles. The best-fit parameters are listed in Table I. The fitting function with the best-fit parameters is shown in Figs. 1, 2 and 3 by the solid lines.

For the case $\alpha = 1$, $\beta = 3$ and $\gamma = 1$, Ref. [53] proposed a slightly different fitting formula:

$$V_{\max}/V_{\max,0} = \frac{2^\alpha (R_{\max}/R_{\max,0})^\beta}{\left[1 + (R_{\max}/R_{\max,0})^2\right]^{-\alpha}} \quad (20)$$

with $\alpha = 0.4$ and $\beta = 0.65$. The best-fit function for this case found in this work is very close to the results of Ref. [53].

For the case with $(\alpha, \beta, \gamma) = (1, 3, 0)$, the fitting function Eq. (19) can not capture the turnaround of the tidal track (see the top left panel of Fig. 1), so we exclude the last data point in the lower right corner from our fitting process.

1. Convergence tests for extremely cuspy subhalos

As our result for $\gamma = 1.5$ differs significantly from that shown found by Ref. [51], we conducted additional convergence tests for this case. There are three parameters that control the time and spatial resolution of the simulation: (1) time step size criterion; (2) softening length, $r_{\text{softening}}$; (3) particle number, N .

In GADGET-4, the time step size is chosen based on the softening length and the particle acceleration a , as defined in Eq. (15). Another time step size criterion that has been used in literature is based on the local dynamical time:

$$\Delta t = \frac{\eta_{\text{dyn}}}{\sqrt{G\rho}}, \quad (21)$$

where ρ is the local density. In this work η_{dyn} is set to the same value as the η parameter used in the acceleration-based time step criterion, Eq. (15). To compute the local density, we use the same algorithm as the smoothed-particle hydrodynamics (SPH) method implemented in

³ Our parameter β corresponds to the parameter γ in Ref. [84].

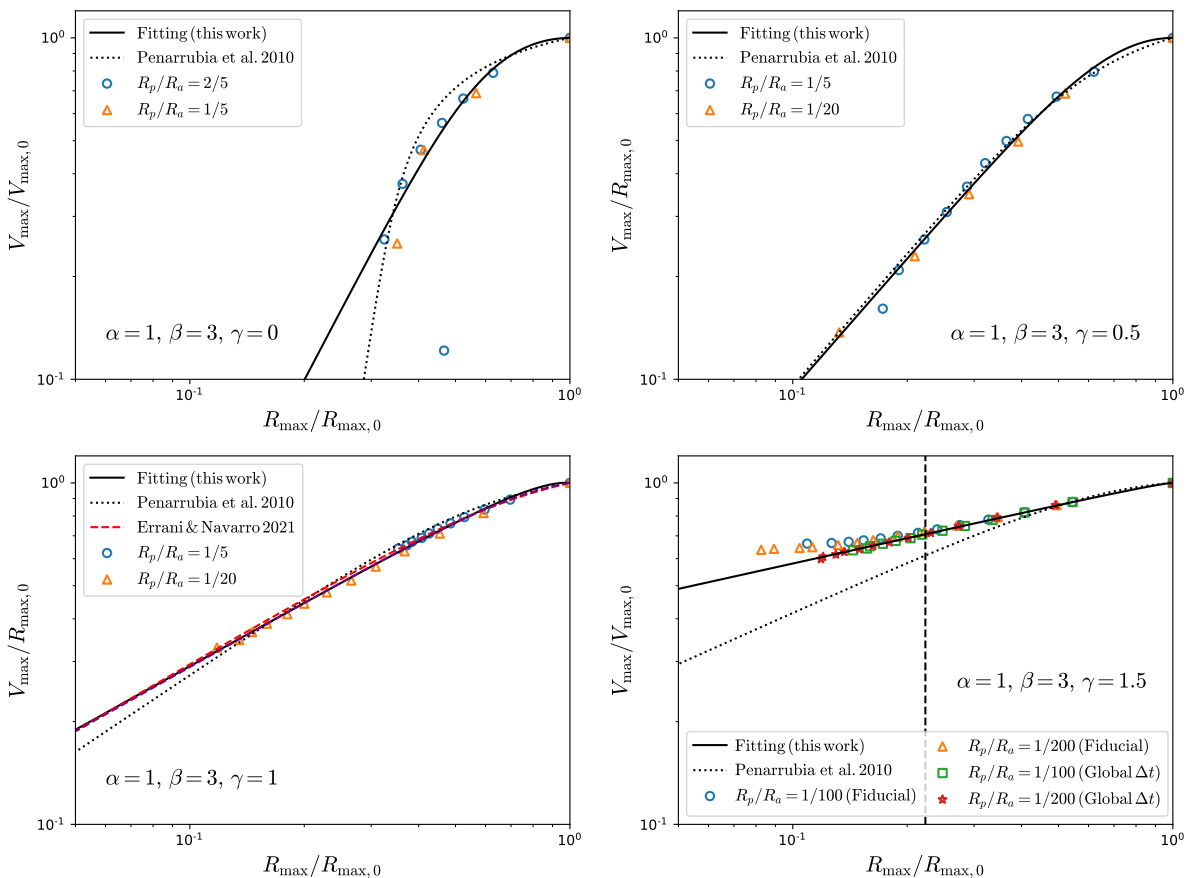


FIG. 1. Tidal tracks for $(\alpha, \beta) = (1, 3)$ and different values of γ from N-body simulations using GADGET-4. In the lower right panel, η is the parameter `ERRTOLINTACCURACY` in GADGET-4 that controls the time step size. Lines show the fitting functions found of [51, dotted], [53, red dashed, for $\gamma = 1$ only], and this work (solid). Note that for the case with $\gamma = 0.5$, the last data point, i.e. the one with the lowest $V_{\max}/V_{\max,0}$ has been excluded from fitting.

GADGET-4 for gas particles [76], i.e. a cubic spline kernel is used to compute the density at the particle position from the 64 nearest neighbor particles. Adding the local dynamical time step size criterion does not change the results too much, see the left panel of Fig. 4.

As we decrease the parameter η , the results slowly converge, but the differences from the results of Ref. [51] remain. Possible explanations for the differences include: a) To run the simulations, [51] uses SUPERBOX [85] which computes the gravitational interactions using multiple layers of grids while we use GADGET-4, which computes the gravitational interactions using FFM; b) the details of our self-binding analysis differ from the approach in Ref. [51]⁴.

Interestingly, we find that using a global time step

size, i.e. all particles are evolved using the same time step, significantly improves convergence allowing the use of a larger time step, see the right panel of Fig. 4. The computing time required to achieve converged results is then much shorter than that using individual time step sizes for each particle. This suggests that to simulate extremely cuspy subhalos, the time step size criterion should be chosen carefully and using a global time step size may be helpful (see also Ref. [86, 87]). We also find that, when we use a very large time step size, e.g. $\eta = 0.5$, the results are unconverged, but are in fact closer to the fitting function obtained by [51]. For this case, the time step size $\Delta t = 1.2$ Myr, which is still smaller than the one used by [51], i.e. $\Delta t = 4.6$ Myr. Therefore, it is possible that the results for the case with $\gamma = 1.5$ shown in [51] are not fully converged. A direct comparison between GADGET-4 and SUPERBOX using the same ini-

⁴ Even for the cases where the tidal tracks we find agree well with the results of [51], the dependence of $V_{\max}/V_{\max,0}$ and $R_{\max}/R_{\max,0}$ on $M_{\text{bound}}/M_{\text{bound},0}$ differ from those found by [51], indicating some difference in which particles are considered to be bound to the subhalo. For example, for the case $(\alpha, \beta, \gamma) = (1, 3, 1)$, we find that we must multiply the bound

mass we obtain by a factor of 2, to obtain an approximate match with V_{\max} as a function of $M_{\text{bound}}/M_{\text{bound},0}$ as found by [51], see Appendix A

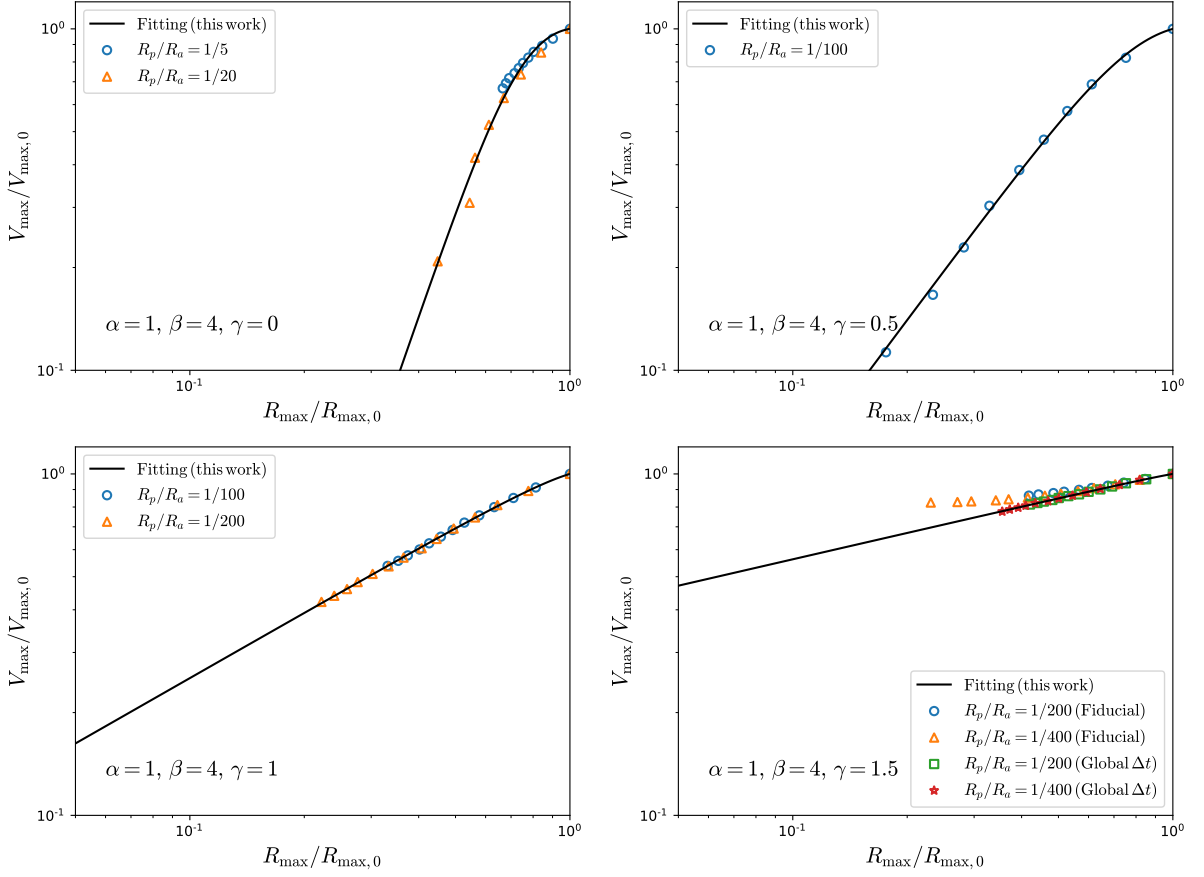


FIG. 2. Tidal tracks for $(\alpha, \beta) = (1, 4)$ and different values of γ from N-body simulations using GADGET-4. Solid lines show the fitting functions found in this work.

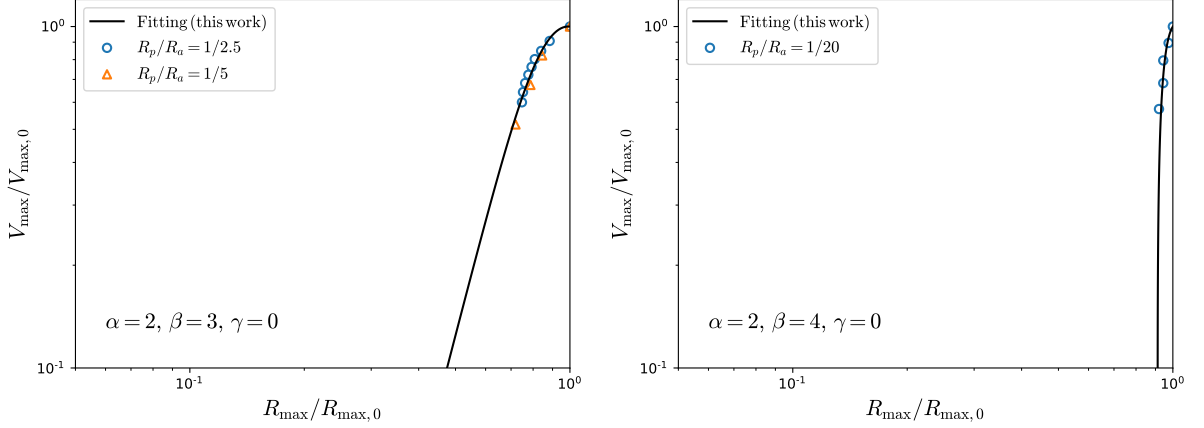


FIG. 3. Tidal tracks for $(\alpha, \gamma) = (2, 0)$ and different values of β from N-body simulations using GADGET-4. Solid lines show the fitting functions found in this work.

tial conditions and post-analysis would be required to further confirm this hypothesis.

B. Evolution of density profiles

In previous studies, Hayashi et al. [50] and Peñarrubia et al. [51, 88] have shown that, beyond just V_{\max} and R_{\max} , the evolution of subhalo density profiles also fol-

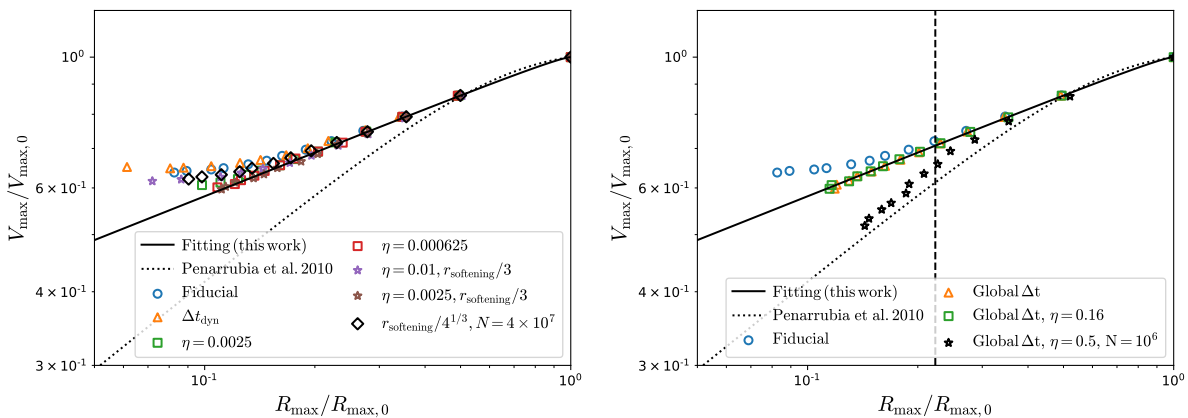


FIG. 4. Convergence test for $(\alpha, \beta, \gamma) = (1, 3, 1.5)$, $R_p/R_a = 1/200$. Left: tidal tracks from N-body simulations with different time step size parameter η (circle and squares) and softening length $r_{\text{softening}}$ (stars). Triangles show the simulation results with an additional time step size criterion based on the local dynamical time scale, Eq. (21). Increasing the number of particles by a factor of 4 and decreasing $r_{\text{softening}}$ accordingly by a factor of $4^{1/3}$ (diamonds) do not grantee converged results. Right: tidal tracks from N-body simulations using a global time step size and different η . With a global time step size, converged results are obtained at larger η than the cases using the fiducial adaptive time step size. For very large timesteps, e.g. $\eta = 0.5$ (black stars) results are not converged.

lows a universal behavior and depends only on the remaining fraction of bound mass. A transfer function that connects the current density profile $\rho(r, t)$ to the initial one, $\rho(r, 0)$, can be defined as

$$H(r, x) = \frac{\rho(r, t)}{\rho(r, 0)}, \quad (22)$$

where $x = M_{\text{bound}}/M_{\text{bound}}(0)$ is the bound mass fraction.

In Ref. [50], a fitting function is proposed as

$$H(r, x) = \frac{f_t}{1 + (r/r_{\text{te}})^\delta}, \quad (23)$$

with r_{te} the effective tidal radius, f_t a normalization factor that quantifies the density drop in the center, and $\delta = 3$. By calibrating to N-body simulations simulations, Ref. [50] gives the following fitting formulae for r_{te} and f_t :

$$\begin{aligned} \log_{10} \frac{r_{\text{te}}}{r_s} &= 1.02 + 1.38 \log_{10} x + 0.37 (\log_{10} x)^2, \quad (24) \\ \log_{10} f_t &= 0.007 + 0.35 \log_{10} x + 0.39 (\log_{10} x)^2 \\ &\quad + 0.23 (\log_{10} x)^3. \quad (25) \end{aligned}$$

In a more recent study, Green et al. [52] have examined the density evolution of subhalos utilizing the DASH library [49], a large set of high-resolution, idealized simulations. They find that the density transfer function has an additional dependence on the initial concentration of subhalos and proposed a more general formula:

$$H(r, x, c) = \frac{f_t}{1 + \left[\frac{r}{r_{\text{te}}} \left(\frac{r_{\text{vir,sub}} - r_{\text{te}}}{r_{\text{vir,sub}}} \right) \right]^\delta}, \quad (26)$$

where the concentration parameter c enters in the virial radius, and r_{te} , f_t and δ are also concentration-dependent:

$$\begin{aligned} r_{\text{te}} &= r_{\text{vir,sub}} x^{b_1 (c/10)^{b_2}} c^{b_3 (1-x)^{b_4}} \\ &\quad \exp \left[b_5 \left(\frac{c}{10} \right)^{b_6} (1-x) \right], \quad (27) \end{aligned}$$

$$f_t = x^{a_1 (c/10)^{a_2}} c^{a_3 (1-x)^{a_4}}, \quad (28)$$

$$\delta = c_0 x^{c_1 (c/10)^{c_2}} c^{c_3 (1-x)^{c_4}}. \quad (29)$$

The values of the parameters in the above equations are given in Table 1 of Ref. [52].

Since, in the current work, we fix the subhalo concentration at 20.5 (see Eqs. (11) and (12)), we choose to fit the density profile measured from our simulations using the simpler formula, Eq. (23). Ref. [52] found that their best fit value for δ is 2–3. Therefore, we consider two cases: $\delta = 3$ and $\delta = 2$. We emphasize that sometimes it can be useful to have a density profile that leads to analytic formula for certain physical quantities, such as the enclosed mass within a given radius. The case with $\delta = 2$ has been widely used in modeling subhalo density profiles in the analysis of strong gravitational lenses (e.g. [34]). Applying the transfer function Eq. (23) with $\delta = 2$ to the NFW profile, the lensing convergence can be computed analytically [89].

We first measure the density transfer function H of subhalos at the apocenters of their orbits from our simulations with different initial subhalo profiles. Then we fit Eq. (23) to these measured transfer functions to find the best fit r_{te} and r_t . r_{te} and r_t as a function of the bound mass fraction for different γ . Results are shown in Fig. 5 (colored markers). For each value of γ , we have combined the simulation data for different subhalo orbits, i.e. dif-

ferent value of R_p/R_a . Inspired by the work of Ref. [50] and Ref. [52], we fit the mass dependence in r_{te} and r_t assuming

$$\frac{r_{te}}{r_{vir,sub}} = \frac{(1+A)x^B}{1+Ax^{2B}} \exp[-C(1-x)], \quad (30)$$

$$f_t = \frac{(1+D)x^E}{1+Dx^{2E}}. \quad (31)$$

These functions are chosen to ensure that at the beginning of the simulation ($x=1$), $r_{te} = r_{vir,sub}$ and $f_t = 1$.

The best fit formula are shown in Fig. 5 (colored curves) for $(\alpha, \beta) = (1, 3)$ and different γ . We also compare our fitting functions to those obtained by Hayashi et al. [50] (black curve) and Green et al. [52] (grey curve) for initial NFW profiles, i.e. $\gamma = 1$. We find that the effective tidal radius r_{te} we obtain is in broad agreement with that from Hayashi et al. at $x > 4 \times 10^{-2}$. At $x < 4 \times 10^{-2}$, the fitting formula from Hayashi et al. shows an upturn, which does not appear in our results. However, we note that the Hayashi et al. fitting function was calibrated only for $x > 4 \times 10^{-2}$. Our result for r_{te} is lower than that found by Green et al. Here we have taken into account the difference in definition of halo concentration in our work from Green et al., but this has only a small effect. Since the number of particles in our simulations is 10 times higher than that used by Green et al., we can better resolve the central region of the subhalo. We have tried excluding radii bins with $r < 10^{-2}r_{vir,sub}$ from our fitting. Our results are then in good agreement with those from Green et al., as shown by the stars in Fig. 5. This suggests that the difference we see is due to numerical resolution and the range of radii bins used in the fitting process. For f_t , a similar difference between our results and those obtained by Green et al. is also seen, as shown in the right panel of Fig. 5. The fitting function from Green et al. overestimates the density decrease in the central region of subhalos due to tidal effects. Similar findings has been reported in Ref. [53]. Again, we show that we can recover the Green et al. results by excluding the data points at small radii from the our fitting procedure.

In Fig. 6, we show the density transfer function of subhalos at different times for cuspy (left panel) and cored (right panel) initial profiles. For comparison, we also show our best fit formula and the models from Green et al. [52] and Errani et al. [53].

For the cuspy case, after one orbit we see that our fitting results (solid and dashed curves) better capture the density suppression at large radii than does the model by Errani et al. After 4 orbits, when the subhalo is heavily stripped, our fitting results perform slightly worse than those from Errani et al., but are still in good agreement with the simulation data (open circles) below $0.2r_{vir,sub}$. On the other hand, the model from Green et al. underestimates the central density of subhalos when subhalos are heavily stripped.

For the cored case, our fitting results also work reasonably well, even while cored subhalos are more strongly

TABLE II. Best-fit parameters in Eqs. (30) and (31) for density transfer function Eq. 23 with different initial profiles. $\delta = 3$ has been assumed.

α	β	γ	A	B	C	D	E
1	3	0	-0.9309	0.04703	0.7684	1.402	0.6325
1	3	0.5	-0.2291	0.4123	1.399	1.087	0.4523
1	3	1	0.9093	0.6368	2.185	1.436	-0.2491
1	3	1.5	0.8353	0.7340	2.432	0.08093	0.08491
1	4	0	41.33	0.6082	4.070	1.088	0.7280
1	4	0.5	0.4212	-0.3816	3.629	0.6879	0.4862
1	4	1	15.92	0.7194	4.982	0.3359	0.2508
1	4	1.5	104.1	1.247	6.630	0.1514	0.1284
2	3	0	-0.9646	-0.002371	2.511	1.314	0.8240
2	4	0	5.793E-7	-1.623	5.471	0.7780	1.213

TABLE III. Best-fit parameters in Eqs. (30) and (31) for density transfer function Eq. 23 with different initial profiles. $\delta = 2$ has been assumed.

α	β	γ	A	B	C	D	E
1	3	0	-0.9984	5.503E-4	1.235	1.482	0.6364
1	3	0.5	-0.1921	0.4268	1.463	1.171	0.4500
1	3	1	0.6849	0.6644	2.078	0.7583	0.2338
1	3	1.5	0.9839	0.7688	2.518	-0.9951	1.315E-4
1	4	0	39.42	0.5883	4.054	1.185	0.7373
1	4	0.5	2.066	0.3871	3.636	0.7524	0.4777
1	4	1	13.99	0.7222	5.009	0.3684	0.2231
1	4	1.5	83.40	1.216	6.620	0.2850	0.1053
2	3	0	-1.024	0.001643	2.413	1.371	0.8315
2	4	0	3.273E-6	-1.946	5.847	0.8384	1.231

influenced by tidal effects. After 3 orbits, the central density of the subhalo decreases to 10% of its initial value.

A full list of the best fit parameters for subhalos with different combinations of (α, β, γ) is shown in Tables II and III. We note that the fitting functions Eqs. (30) and (31) we choose result in tidal radii and central densities that decrease as a power-law in the bound mass fraction at very small bound mass fractions. This is a good assumption in most cases, but, for the case with a flat core, i.e. $\gamma = 0$, tidal heating can lead to significant core expansion (see Sec. IV), which makes r_{te} eventually begin to increase with decreasing bound mass fraction (see the left panels of Figs. 5 and 16). This feature can be partially captured by our fitting functions, but the fitting function will drop again at sufficiently low x , see Appendix B. For this reason, the best fit formula for the cases with $\gamma = 0$ should be used with caution at a bound mass fraction much smaller than the value where we have available measurements.

IV. SEMI-ANALYTIC MODELS

In the previous section, we showed tidal tracks and fitting formula results for DM subhalos with different initial density profiles. These empirical fitting formulae can be implemented in semi-analytic models such as GALACTICUS [82] to study the statistical properties of subhalos.

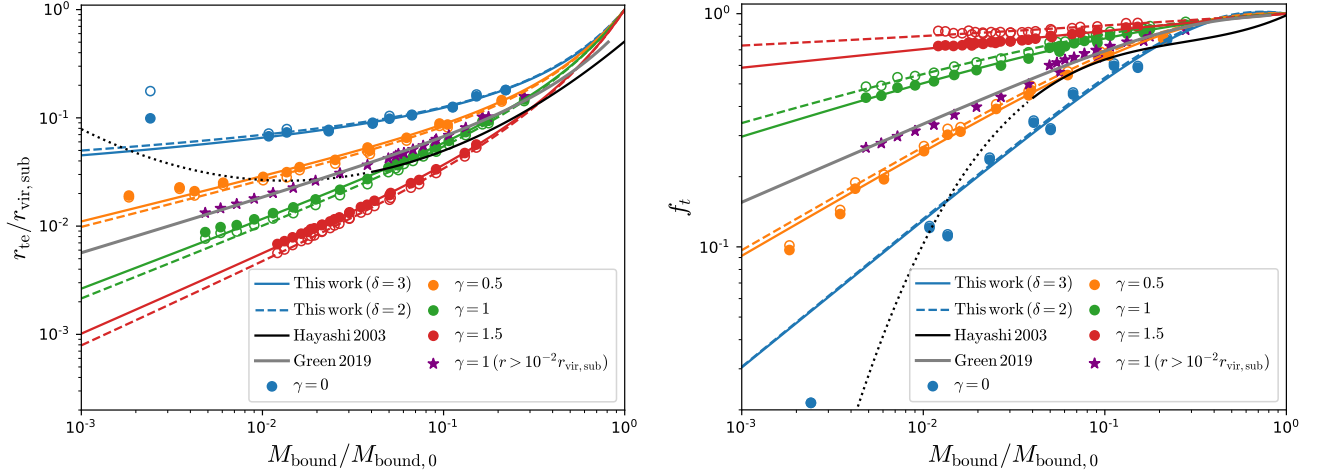


FIG. 5. Best-fit parameters for the density profile as a function of bound mass fraction for $(\alpha, \beta) = (1, 3)$ and different γ . Left: the effective tidal radius in Eq. (23). The filled (open) circles are obtained by fitting Eq. (23) to the density profiles measured from simulation assuming $\delta = 3$ ($\delta = 2$). For each γ , data from simulations with different R_p/R_a are combined. The colored lines show the fitting formula Eq. (30) with our best-fit parameter values. The fitting functions from Hayashi et al. 2003 [50] (black) and Green et al. 2019 [52] (grey) are also shown. Right: the normalization parameter f_t in Eq (23). The purple stars show the best-fit values for r_{te} and f_t when excluding measurements of the density profiles at $r < 10^{-2}$. The Hayashi et al. 2003 fitting function is calibrated only for $M_{bound}/M_{bound,0} > 4 \times 10^{-2}$, thus at small mass ratios an extrapolation has been used (black dotted line).

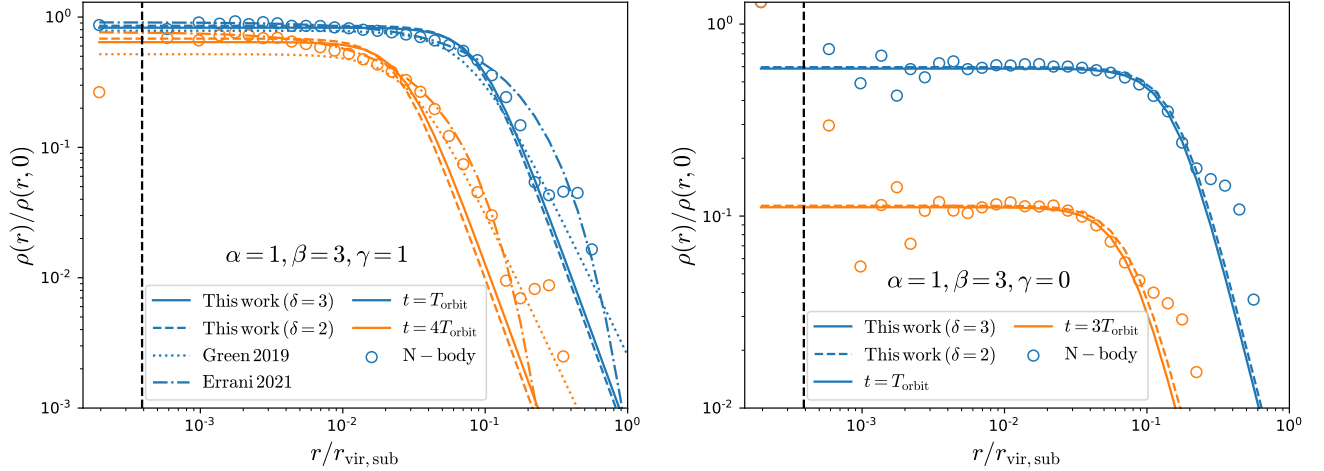


FIG. 6. Density profiles of subhalos from the fitting functions (lines; with line type indicating the specific fitting function used as indicated in the panel) compared with the simulation data (colored circles). Left: The subhalo initially has a cuspy core with $(\alpha, \beta, \gamma) = (1, 3, 1)$. The blue (orange) circles shows the density profiles after the subhalo completes 1 (4) orbit(s) as indicated in the panel. Right: The subhalo initially has a flat core with $(\alpha, \beta, \gamma) = (1, 3, 0)$. The vertical dashed lines indicate $2.8 r_{softening}$.

On the other hand, a physical model for tidal evolution that can reproduce these tidal tracks would be extremely useful, especially when extrapolating tidal tracks into regimes where artificial disruption [90] can occur. In a previous study [64], we showed that by using an improved model for tidal heating that accounts for the second-order heating terms, we could accurately reproduce the tidal track for NFW profiles. In this work, we will extend the model of Ref. [64] to the more general density profile in

Eqn. (8). Furthermore, in many applications, in addition to the $V_{max}-R_{max}$ track, the $V_{max}-M_{bound}$ relation, and the time evolution of M_{bound} are required in order to build a complete model for the evolution of subhalos. In Ref. [91], the tidal stripping model in GALACTICUS was calibrated to cosmological cold dark matter N-body simulations, ELVIS [92] and Caterpillar [93]. In this work, we extend this tidal stripping model and recalibrate it to our simulations of subhalos with different density profiles.

In the remainder of this section we detail the orbital and tidal physics included in our model, and present results for the calibration of the parameters of this model. All the models described below are implemented in the public semi-analytic model for galaxy formation, Galacticus [82]⁵.

A. Orbital evolution

When a subhalo evolves in a host potential, its acceleration can be written as

$$\mathbf{a} = \mathbf{a}_g + \mathbf{a}_{df}, \quad (32)$$

where \mathbf{a}_g is the gravitational acceleration from the host, and \mathbf{a}_{df} is the dynamical friction caused by the overdense wake of host particles that generated behind the subhalo when it orbits within the host. Using the Chandrasekhar formula, \mathbf{a}_{df} can be computed as [94]:

$$\mathbf{a}_{df} = -4\pi G^2 \ln \Lambda M_{\text{sub}} \rho_{\text{host}}(r_{\text{sub}}) \frac{\mathbf{V}_{\text{sub}}}{V_{\text{sub}}^3} \left[\text{erf}(X_v) - \frac{2X_v}{\sqrt{\pi}} \exp(-X_v^2) \right], \quad (33)$$

where G is the gravitational constant, M_{sub} is the bound mass of the subhalo, ρ_{host} is the host density at the subhalo position, r_{sub} is the distance to the host center, $X_v = V_{\text{sub}}/\sqrt{2}\sigma_v$ with V_{sub} the velocity of subhalo, σ_v is the velocity dispersion of host particles, and $\ln \Lambda$ is the Coulomb logarithm.

Dynamical friction is only significant for subhalos with large mass ratios $M_{\text{sub}}/M_{\text{host}}$. In our simulations, $M_{\text{sub}}/M_{\text{host}} = 1/1000$, and the dynamical friction effect is not relevant. Furthermore, we treat the host as a static potential, which will not generate dynamical friction since the host does not respond to the gravity of the subhalo. However, the subhalo's orbital radius still decays slowly with time due to the so-called ‘‘self-friction’’ effect [74, 95–98], which arises from the interaction between the subhalo and particles stripped away from it through tidal forces. A detailed treatment of self-friction will be presented elsewhere [99]. In the current work, we mimic this effect approximately using (33) and adjust $\ln \Lambda$ to match the orbital evolution of subhalos measured from simulations. The details of this treatment do not significantly affect the calibration of our model.

B. Tidal stripping

Subhalos are subject to the tidal force from the host. The tidal force pulls material in the subhalo away from

its center. When the gravitational attraction from the subhalo is smaller than the tidal force, the subhalo particles will be able to become unbound, leading to mass loss from the subhalo. This happens outside the tidal radius which is defined as

$$r_t = \left(\frac{GM_{\text{sub}}(< r_t)}{\gamma_c \omega^2 - \left. \frac{d^2\Phi}{dr^2} \right|_{r_{\text{sub}}}} \right)^{1/3}. \quad (34)$$

Here $\omega = |\mathbf{r}_{\text{sub}} \times \mathbf{V}_{\text{sub}}|/V_{\text{sub}}^2$ is the angular frequency of the subhalo orbit, and Φ is the gravitational potential of the host at the subhalo position. The term $\gamma_c \omega^2$ accounts for the centrifugal force in the coordinate system rotating with the subhalo. Different definitions of tidal radius have been used in previous studies, for example $\gamma_c = 0$ are used by Refs. [50, 60, 100, 101], and $\gamma_c = 1$ are used in Refs [102, 103]. In Ref. [90], both definitions have been tested against idealized simulations, and the authors found that neither case can perfectly reproduce the tidal mass loss measured in simulations. However, in their calculations, they did not take into account the change of subhalo density profile when it loses mass and is heated by tidal shocks. In the current work, we find that after accounting for the evolution of the density profile, as described in the next subsection, fixing $\gamma_c = 0$ gives a better match to simulation results.

Given the tidal radius, the subhalo mass outside of this is assumed to be lost on a timescale T_{loss} :

$$\frac{dM_{\text{sub}}}{dt} = -\alpha_s \frac{M_{\text{sub}} - M_{\text{sub}}(< r_t)}{T_{\text{loss}}}, \quad (35)$$

where α_s is a free parameter that controls the efficiency of tidal stripping. There exist several relevant physical timescales that could be chosen for T_{loss} : a) orbital time scale: $T_{\text{orbit}} = 2\pi/\max\{\omega_t, \omega_r\}$ with ω_t and ω_r are the instantaneous frequencies of tangential and radial motion, respectively (this choice is adopted by Yang *et al.* 91); b) the dynamical time scale $T_{\text{dyn}} = \sqrt{3\pi r_t^3/16GM_{\text{sub}}(< r_t)}$. These two timescales are related but may differ significantly when the subhalo is close to the pericenter of its orbit. In this work, we find that the latter results in better fits to measurements from our simulations. Thus we will use it as our fiducial choice.

C. Tidal heating

As a subhalo orbits within its host and loses mass due to tidal stripping, its density profile also changes with time due to two effects: a) after some mass is removed from the subhalo, it will revitalize and approach a new equilibrium with a different density profile; b) particles in the subhalo gain energy from tidal shocks, a.k.a. the tidal heating effect, leading to the expansion of subhalo. When the subhalo passes through the pericenter of its orbit, both tidal stripping and tidal heating are strong. The subhalo loses a large fraction of the mass outside

⁵ <https://github.com/galacticusorg/galacticus>

the tidal radius and at the same time is heated. As the subhalo approaches the apocenter of its orbit, it will begin to revirialize, resulting in a less concentrated density profile. As the subhalo becomes less concentrated, the tidal radius shrinks further and more mass will be stripped from the subhalo. The process of revirialization is complicated [104]. In the current work, we focus on the density profile at successive apocenters for two reasons. First, the subhalo spends more time near apocenter during its orbit through its host. Second, at apocenter, the subhalos have had enough time since the strong mass loss and heating at pericenter to be revirialized, allowing us to apply the heating model proposed in [59, 61].

In these models of tidal heating, each spherical mass shell in the subhalo receives some heating energy resulting in a change in its specific energy changes of $\Delta\epsilon$. As a result, the mass shell expands from its initial radius r_i to a final radius r_f after revirialization. If no shell crossing happens, using the virial theorem and energy conservation, we have

$$\Delta\epsilon = \frac{GM_i}{2r_i} - \frac{GM_i}{2r_f}, \quad (36)$$

where M_i is the enclosed mass within r_i . Note that if no shell crossing happens, M_i is unchanged after expansion by definition. Given the initial density of the mass shell, ρ_i , and the relation between r_i and r_f from solving equation (36), the density of the mass shell after reaching new equilibrium can be written as

$$\rho_f = \rho_i \frac{r_i^2}{r_f^2} \frac{dr_i}{dr_f}, \quad (37)$$

where we have assumed mass conservation. Knowing the final mass profile, we can then compute V_{\max} and R_{\max} and predict the tidal track for subhalos starting from a chosen initial profile.

To find $\Delta\epsilon$, we use the impulse approximation [63, 104] and compute the heating rate per unit mass as [59]

$$\Delta\dot{\epsilon}(r) = \frac{\epsilon_h}{3} [1 + (\omega_p T_{\text{shock}})^2]^{-\gamma_h} r^2 g_{ab} G^{ab}, \quad (38)$$

where ϵ_h is a coefficient needed to be calibrated to simulations, ω_p is the angular frequency of particles at the half-mass radius of the subhalo, $T_{\text{shock}} = r_{\text{sub}}/V_{\text{sub}}$ is time scale of tidal shock, γ_h is the adiabatic index, g_{ab} is the tidal tensor, and G_{ab} is the time integral of g_{ab} [61, 91]:

$$G_{ab}(t) = \int_0^t dt' \left[g_{ab}(t') - \beta_h \frac{G_{ab}(t')}{T_{\text{orbit}}} \right]. \quad (39)$$

Here, for repeated indices, Einstein summation convention is adopted. As in [91], a decaying term $-\frac{G_{ab}}{T_{\text{orbit}}}$ is added to the integral (39) to account for the fact that the impulse approximation is not valid on time scales larger than T_{orbit} when the movement of particles within the subhalo are non-negligible. In this work, we introduce

a new coefficient β_h which controls the precise timescale for this decaying term.

The term in the square brackets in Eq. (38) accounts for the adiabatic correction, i.e. the heating energy gained by particles with orbital timescale much smaller than T_{shock} is suppressed due to ‘adiabatic shielding’ [105–107]. Gnedin et al. [104] find $\gamma_h = 2.5$ for $\omega_p T_{\text{shock}} \lesssim 1$, while it is shown that $\gamma_h = 1.5$ in the regime $\omega_p T_{\text{shock}} \gtrsim 4$. On the other hand, [91] find that a value of $\gamma_h = 0$ predicts a $V_{\max} - M_{\text{bound}}$ relation that is in better agreement with high-resolution cosmological N-body simulations Caterpillar [93] and ELVIS [92]. In this work, we have tried both $\gamma_h = 2.5$ and $\gamma_h = 0$, and reach a similar conclusion as [91], i.e. $\gamma_h = 0$ results in V_{\max} matching more closely with simulation results. This is partially due to the fact that the decaying term introduced in Eq. (39) also acts to suppress the heating energy.

As shown in Ref. [64], using Eq. (38) to compute the heating energy results in a reasonable match to the tidal tracks of NFW subhalos. However, they find that to get a more accurate model, one needs to take into account the second-order energy perturbations $\langle E^2 \rangle^{1/2}$ explicitly. The second-order energy perturbation is usually of the same order as the first-order term given in Eq. (38), but has a different radial dependence [64, 104]. Following [64], we write the total heating energy as

$$\begin{aligned} \Delta\epsilon(r) &= \Delta\epsilon_1(r) + \Delta\epsilon_2(r) \\ &= \Delta\epsilon_1(r) + \sqrt{2}f_2(1 + \chi_v)\sqrt{\Delta\epsilon_1(r)\sigma_r^2(r)}, \end{aligned} \quad (40)$$

where ϵ_1 and ϵ_2 are the contributions from the first-order and second-order energy perturbations, f_2 is a coefficient, χ_v is the position-velocity correlation (see Ref. [104]), and σ_r is the radial velocity dispersion of subhalo prior to any tidal heating. Ref. [104] show that χ_v depends only weakly on the density profile, so we fix χ_v at a typical value of -0.333 . Any uncertainty of χ_v is absorbed in the coefficient f_2 .

In the heating model presented above, we assumed that there is no shell crossing. However, this may not be valid for all dark matter halos, especially those with cored density profiles. From Eqs. (38) and (40), we can see that the total heating energy $\Delta\epsilon(r) \propto r$ at small radii. For a density profile with an inner logarithmic slope of $-\gamma$, i.e. $\rho(r) \propto r^{-\gamma}$, the gravitational potential $\Phi(r) \sim GM(r)/r \propto r^{2-\gamma}$. Thus if $\gamma < 1$ there always exist a radius r_0 below which $\Delta\epsilon(r) > GM(r)/2r$. According to Eq. (36), mass shells with $r_i < r_0$ will then have a final radius of infinity, which means that the no shell crossing assumption is broken. More accurately, shell crossing happens when $dr_f/dr_i < 0$, in which case the enclosed mass with r_i is no longer constant and one needs to take into account this in Eq. (36). Solving Eq. (36) with shell crossing is complicated. Instead, we keep Eq. (36) unchanged, but modify $\Delta\epsilon$ to avoid shell crossing. Note that this does not mean shell crossing does not happen, but each mass shell is now interpreted as an effective

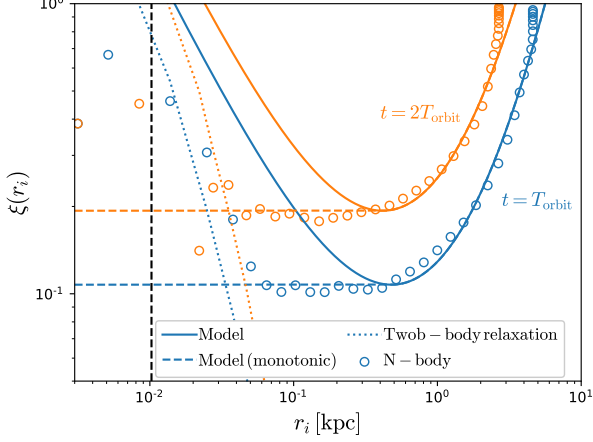


FIG. 7. Heating energy ratio, ξ , from our model Eq. (40) (solid curve) and that includes the monotonic correction Eq. (42) (dashed curves), compared with that measured directly from simulations (colored circles). The colored dotted curves show the heating energy from two-body relaxation.

mass shell after the new equilibrium is reached. We first compute the ratio

$$\xi(r_i) = \frac{\Delta\epsilon(r_i)}{GM_i/2r_i}. \quad (41)$$

To avoid $dr_f/dr_i < 0$, we assume that at small radii, i.e. $r < r_{\text{crossing}}$, $\xi(r_i)$ is constant such that $\Delta\epsilon(r_i)$ is proportional to the the gravitational potential:

$$\Delta\epsilon(r_i) = \xi(r_{\text{crossing}}) \frac{GM_i}{2r_i}. \quad (42)$$

To ensure that, after tidal heating, the density profile remains continuous at r_{crossing} ⁶, we require that both ξ and $d\xi/dr$ are continuous at r_{crossing} or equivalently

$$\xi(r_{\text{crossing}}) = \frac{\Delta\epsilon(r_{\text{crossing}})}{GM(r < r_{\text{crossing}})/2r_{\text{crossing}}} \quad (43)$$

$$\left. \frac{d\xi(r_i)}{dr_i} \right|_{r_i=r_{\text{crossing}}} = 0. \quad (44)$$

The shell crossing radius, r_{crossing} , and $\xi(r_{\text{crossing}})$ are uniquely determined by Eqs. (43) and (44).

Figure 7 shows the ratio ξ as a function of the initial radius of mass shells computed from Eqs. (40) and (42) compared with that measured from simulations. Here, we consider a cored subhalo with $(\alpha, \beta, \gamma) = (1, 3, 0)$ and $R_p/R_a = 2/5$. As can be seen, the model prediction without the monotonic correction (solid curves) overestimates the heating energy ratio at small radii. On the

other hand, the heating energy measured from simulations (colored circles) flattens out with decreasing radius, which verifies our assumption Eq. (42) (see the dashed curves). At radii close to the softening length (vertical line), the effects of two-body relaxation [108] (dotted curves) become significant leading to the rise of ξ . Here, we compute the heating specific energy due to two-body relaxation as

$$\Delta\epsilon_{\text{two-body}}(r) = 2\alpha_{\text{two-body}} \frac{\ln \Lambda}{N(r)} \frac{v(r)^3}{r} (t - t_0), \quad (45)$$

where $\alpha_{\text{two-body}}$ is the efficiency of two-body relaxation heating, $v(r)$ is the circular velocity, t and t_0 are the current and initial time, respectively, $N(r)$ is the number of particles within radius r , and the Coulomb logarithm is computed as

$$\ln \Lambda = \frac{1}{2} \ln \left[1 + \left(\frac{r}{\max \left\{ r_{\text{softening}}, \sqrt{\frac{2GM_p}{v^2}} \right\}} \right)^2 \right]. \quad (46)$$

To compute the contribution of two-body relaxation to the heating energy in Fig. 7, we take $\alpha_{\text{two-body}} = 0.006$. We have also checked the case with $\gamma = 0.5$, for which similar behavior in ξ is found. For $\gamma \geq 1$, $\xi(r_i)$ is monotonic, thus no correction is needed, but the two-body relaxation heating is also dominated at very small radii, leading to the formation of an artificial core in halo center.

D. Calibrations

In the semi-analytic models presented in the previous subsection, there are in total four free parameters that must be calibrated to simulations. One of these parameters is α_s in the tidal stripping model, the others are the parameters ϵ_h , f_2 and β_h in the tidal heating model. We calibrate these parameters by comparing the predictions for M_{bound} , V_{max} and R_{max} from our models to the results measured from simulations presented in Sec. III. To perform this calibration we define a likelihood function as:

$$\begin{aligned} & \ln \mathcal{L}(M_{\text{bound}}, V_{\text{max}}, R_{\text{max}} | \alpha, \epsilon_h, f_2, \beta_h) \\ &= -\frac{1}{2} \sum_i \left[\left(\frac{M_{\text{bound},i}^p - M_{\text{bound},i}}{\sigma_{M,i}} \right)^2 + \ln(2\pi\sigma_{M,i}^2) \right] \\ & \quad -\frac{1}{2} \sum_i \left[\left(\frac{V_{\text{max},i}^p - V_{\text{max},i}}{\sigma_{V,i}} \right)^2 + \ln(2\pi\sigma_{V,i}^2) \right] \\ & \quad -\frac{1}{2} \sum_i \left[\left(\frac{R_{\text{max},i}^p - R_{\text{max},i}}{\sigma_{R,i}} \right)^2 + \ln(2\pi\sigma_{R,i}^2) \right], \quad (47) \end{aligned}$$

where $M_{\text{bound},i}^p$, $V_{\text{max},i}^p$ and $R_{\text{max},i}^p$ are model predictions at the i^{th} snapshot. Here, $\sigma_{M,i}$, $\sigma_{V,i}$ and $\sigma_{R,i}$ represent

⁶ From Eqs. (36) and (37), this requires that $\Delta\epsilon$ is differentiable.

TABLE IV. Priors and median values (with 16-th and 84-th percentiles) for model parameters (rows) for dark matter subhalos with different inner slopes (columns).

	Prior	$\gamma = 0$	$\gamma = 0.5$	$\gamma = 1$	$\gamma = 1.5$
α_s	[0, 10]	$2.15^{+4.1}_{-1.1}$	$0.516^{+0.051}_{-0.043}$	$1.92^{+0.38}_{-0.29}$	> 7.92
ϵ_h	[0, 6]	$0.262^{+0.042}_{-0.028}$	$0.166^{+0.013}_{-0.012}$	$0.0741^{+0.0052}_{-0.0047}$	$0.0403^{+0.0093}_{-0.0084}$
f_2	[0, 2]	$0.21^{+0.039}_{-0.035}$	$0.166^{+0.023}_{-0.023}$	$0.547^{+0.043}_{-0.041}$	$1.04^{+0.22}_{-0.18}$
β_h	[0, 4]	$0.37^{+0.16}_{-0.11}$	$0.0986^{+0.047}_{-0.044}$	$0.278^{+0.039}_{-0.034}$	$0.358^{+0.054}_{-0.047}$
$\ln \mathcal{R}$	[-14, 0]	$-2.13^{+0.12}_{-0.11}$	$-1.92^{+0.11}_{-0.096}$	$-2.77^{+0.085}_{-0.08}$	$2.52^{+0.08}_{-0.077}$

the combined uncertainties in the measurements and the model. Given that our models, like any models, are imperfect, we introduce a free parameter \mathcal{R} that quantifies the model uncertainties and write the total uncertainties as

$$\sigma_{M,i}^2 = \tilde{\sigma}_{M,i}^2 + (\mathcal{R}M_{\text{bound},i}^{\text{P}})^2, \quad (48)$$

$$\sigma_{V,i}^2 = \tilde{\sigma}_{V,i}^2 + (\mathcal{R}V_{\text{max},i}^{\text{P}})^2, \quad (49)$$

$$\sigma_{R,i}^2 = \tilde{\sigma}_{R,i}^2 + (\mathcal{R}R_{\text{max},i}^{\text{P}})^2. \quad (50)$$

Here $\tilde{\sigma}_{M,i}$ and $\tilde{\sigma}_{V,i}$ are the Poisson errors measured from simulations, and $\tilde{\sigma}_{R,i}$ is defined as half of the radial bin width used for computing V_{max}^7 .

We run Monte Carlo Markov Chain (MCMC) simulations for dark matter profiles with different density slopes at small radii, from cored profiles ($\gamma = 0$) to very cuspy profiles ($\gamma = 1.5$). We refrain from performing MCMC simulations for all the combinations of (α, β, γ) shown in Sec. III as we find that the model parameters are mostly sensitive to the inner slope of dark matter halo. We have checked that our models also work well for other choices of the parameter that control the outer profile of the subhalos. In the remainder of this section, we set $(\alpha, \beta) = (1, 3)$.

For model parameters $\{\alpha_s, \epsilon_h, f_2, \beta_h\}$ we adopt uniform priors. For \mathcal{R} , a loguniform prior is used. The priors and resulting median values are listed in Table IV. The posteriors of model parameters for different dark matter profiles are shown in Fig. 8. We find that for $\gamma = 1.5$, the tidal stripping efficiency parameter α_s is unconstrained from above. We report the 16-th percentile in Table IV as a conservative lower bound. In practice, this means that our model might have underestimated the tidal radius r_t in this case such that there is not enough mass outside r_t to be stripped. Including partial of the contribution from the centrifugal force in computing r_t , i.e. assuming a nonzero value of γ_s in Eq. (34), may help improve the fitting. Nevertheless, our current model already fits the bound mass evolution very well for $\gamma = 1.5$, see Fig. 10.

In Fig. 9, we show the predicted tidal tracks for different γ from our best-fit models compared with the results

from N-body simulations. For the cases with $\gamma = 1$ and $\gamma = 1.5$, our models agree very well with the simulation results. For the cases with $\gamma = 0.5$ and $\gamma = 0$, the agreement is somewhat worse, but nevertheless captures the overall behavior reasonably well. Notably, for the cored case ($\gamma = 0$), our model reproduces the turnaround of the tidal track when the subhalo is heavily stripped.

In Fig. 10, we also show the bound mass evolution for different γ from our best-fit models compared with the results from N-body simulations. The corresponding density profiles at different times for $\gamma = 1$ and $\gamma = 0$ are shown in Fig. 11.

Ideally, we would expect that the values of the model parameters should be consistent across different dark matter profiles, if our model correctly captures the dependence of tidal stripping and heating on the subhalo density profile. However, we find that there does not exist a single set of model parameters that fit all the cases accurately (see Fig. 8). Thus we report the best-fit parameters for each dark matter profile separately. This also suggests that there are additional dependencies on the inner slope of dark matter halo profiles that are not fully captured by our current model. For γ that is not listed in Table IV, we suggest doing an interpolation. We defer exploration of a universal model to future work.

V. CONCLUSIONS AND DISCUSSIONS

We have run high-resolution idealized simulations to study the evolution of dark matter subhalos under the tidal effects from their host. We consider a generalized dark matter halo profile controlled by three parameters α , β and γ (see Eq. (8)). By changing these parameters, we can represent a dark matter profile with a flat core ($\gamma = 0$) or NFW-like cuspy profile ($\gamma = 1$). We have run simulations with different combinations of these parameters and found the fitting functions for the tidal track in each case. The $V_{\text{max}} - R_{\text{max}}$ tracks we find for different γ , the inner slope of dark matter profile, are in agreement with the previous studies by Ref. [51] expect for the case with a extremely cuspy profile, i.e. $\gamma = 1.5$. We have checked the convergence of the results for $\gamma = 1.5$ and found that using a global time step size leads to better converged results. Our converged results still show some differences from the one in Ref. [51]. We note that Ref. [51] uses a global, fixed time step size, similar to

⁷ Note that we have performed a supersampling of the subhalo profiles, thus the bin width used here is smaller than the original radial bin width (see Sec. II C).

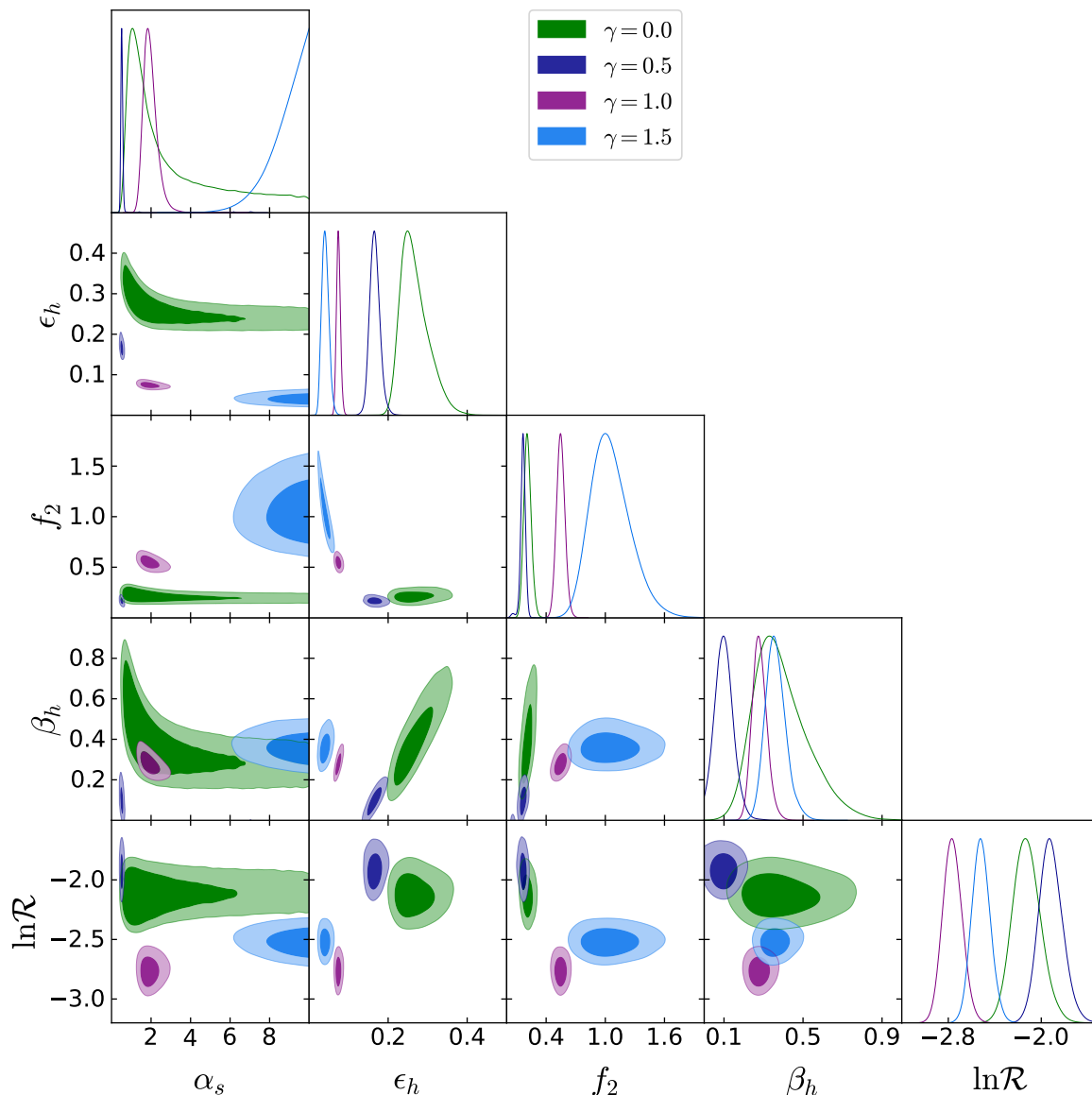


FIG. 8. Posterior distributions over model parameters for different values of γ .

the global time step size in our convergence tests. We find that their time step size may be too large to obtain converged tidal track.

We have also run tests with lower subhalo concentration and a host potential that grows with time, see Appendix C. While the bound mass of subhalos in these cases evolves differently than the fiducial settings (i.e. lower concentration subhalos are more influenced by the tidal effects), the tidal tracks are only marginally affected, confirming that the tidal tracks are mostly sensitive to the bound mass fraction. Furthermore, we find that adding a Miyamoto & Nagai disk [109] and Hernquist bulge [110] potential to the host to mimic the Milky Way disk and bulge also does not have a significant impact on the tidal track—the difference from the fiducial case is less than 10% (see Appendix D).

From the simulation data, we measure the density transfer function that connects the current density profile of a subhalo to its initial profile. Similar to previous studies [50–53, 88], we find that the transfer function is mainly sensitive to the bound mass fraction and is insensitive to the subhalo orbit. Using a similar fitting formula to that proposed in Ref. [50] for the transfer function, we find the effective tidal radius, r_{te} , and normalization parameter, f_t , (see Eq. (23)) and give fitting formula for r_{te} and f_t as functions of bound mass fraction, see Eqs. (30) and (31). These transfer function fits can be used to model the density evolution of subhalo with a variety of density profiles.

We then present improved semi-analytic models for tidal stripping and tidal heating built on our previous work [64]. In our previous work [64], the semi-analytic

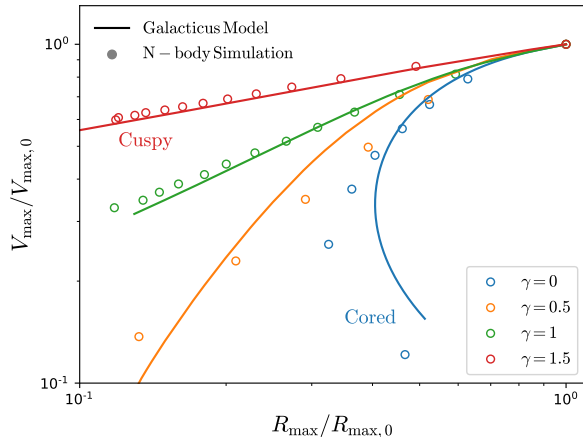


FIG. 9. Tidal tracks from semi-analytic models (lines) compared with N-body simulations (circles). Colors indicate different values of the inner slope of the density profile, γ , as indicated in the figure.

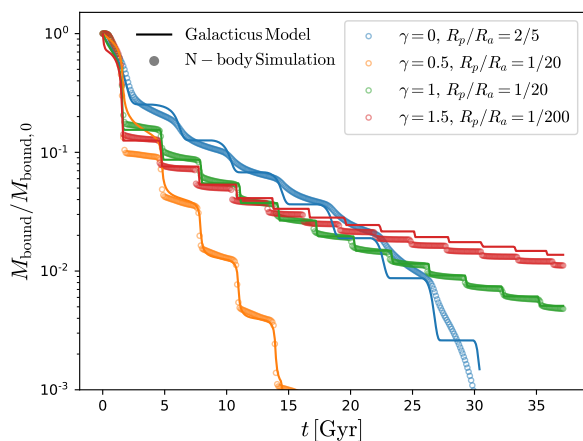


FIG. 10. Bound mass as a function of time from semi-analytic models (lines) compared with N-body simulations (circles). Colors indicate different values of the inner slope of the density profile, γ , as indicated in the figure. Other parameters in the density profile are fixed at $(\alpha, \beta) = (1, 3)$.

models were calibrated only to dark matter halos with NFW profiles. In this work, we extend the calibration to other profiles. We find that the no shell crossing assumption in our previous tidal heating model is not valid for cored dark matter profiles. To overcome this issue, we propose a simple modification to the heating energy. The modified model is shown to work well for cored dark matter profiles.

For CDM, it is well known that the dark matter halos are well described by the NFW profile. But for other types of dark matter particle this is not necessarily true. For example, for self-interacting dark matter (SIDM), due to frequently scattering between dark matter parti-

cles in the halo center, a constant density core can form. At later stages of the evolution of SIDM halos, core collapse can happen leading to a very cuspy density profile. Core formation can also happen in other dark matter models such as fuzzy dark matter due to additional pressure from the quantum effects or, in CDM models, due to baryonic feedback. Thus considering the evolution for different dark matter profiles is useful to allow comparison of different dark matter models with observations of subhalos. Using the semi-analytic models presented in this work will allow us to predict the statistical properties of subhalos in different dark matter models and distinguish these models by comparing with observations such as the Milky Way satellite populations and strong gravitational lenses.

One limitation of the current work is that we consider only one typical host mass of $10^{12}M_{\odot}$ with NFW profile and a fixed subhalo mass of 10^9M_{\odot} . The concentration of the host and subhalo are also fixed. Although the tidal tracks are not very sensitive to changes in the host properties, they have a weak dependence on the concentration of subhalos [52]. Thus the semi-analytic models presented in this work need to be tested against a larger set of simulations covering a range of halo masses and concentrations. It will also be useful to test the calibrated models against cosmological simulations as done in [57, 91] and take into account the pre-infall tidal effects [111–113]. A more detailed study on this will be presented in a forthcoming paper.

Furthermore, in the current work, we have ignored non-gravitational interactions between dark matter particles. In future works, we will explore the possibility to include other effects in different dark matter scenarios, e.g. enhanced tidal stripping in fuzzy dark matter models due to “quantum tunnelling” [18, 114], core evolution [54–58] and ram pressure stripping [115] in SIDM model.

ACKNOWLEDGEMENTS

X.D. thanks Jorge Peñarrubia for beneficial discussions on initial conditions and simulation with SUPERBOX. X.D. and T.T. acknowledge support from the National Science Foundation through grant NSF-AST-1836016 and by the Gordon and Betty Moore Foundation through grant 8548.

Computing resources used in this work were made available by a generous grant from the Ahmanson Foundation.

Appendix A: Evolution of R_{\max} and V_{\max} as functions of the bound mass fraction

In Sec. III, we have shown R_{\max} versus V_{\max} tracks for different initial subhalo density profiles. In Figs. 12, 13

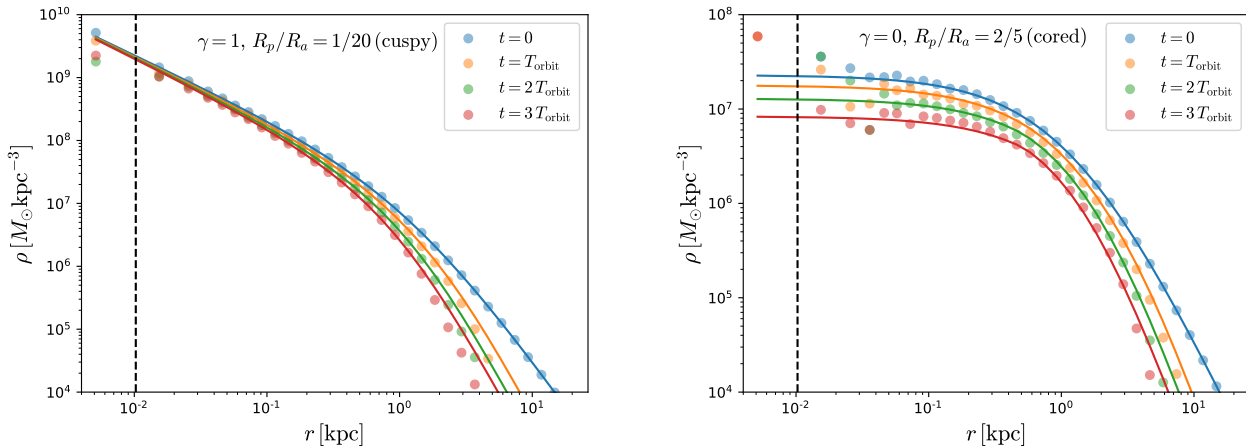


FIG. 11. Density evolution of cuspy (left panel) and cored subhalos (right panel) from semi-analytic models (lines) compared with N-body simulations (circles). Colors indicate different times.

and 14, we show R_{\max} and V_{\max} as functions of the bound mass fraction together with our best fit fitting formula.

Appendix B: Fitting functions for density evolution

In Sec. III B, we have shown the best fit parameters for the density transfer function for $(\alpha, \beta) = (1, 3)$ and different γ . Best parameters for other combinations of (α, β, γ) are shown in Fig. 15.

Appendix C: Effects of subhalo concentration and time-evolving host potential

To test how subhalo concentration may affect the tidal tracks. We run a few tests for subhalos with NFW profiles, i.e. $(\alpha, \beta, \gamma) = (1, 3, 1)$ and half of the fiducial concentration. As shown in Fig. 17, subhalos with lower concentrations (colored dashed curves) are more influenced by the tidal stripping and have faster mass loss compare to the fiducial cases (colored solid curve). But the R_{\max} versus V_{\max} tracks are only marginally affected. A detailed study of a even larger change in subhalo concentrations as done in (Green et al.) is needed to determine the possible weak dependence of tidal tracks on subhalo concentrations.

In the fiducial simulations, we have a static host potential. However, in the realistic case, the host halo grows with time by accreting small halos. So we also run a test in which the host have a initial mass of $10^{12}M_{\odot}$ (Milky Way size) and its mass grows linearly with time and reaches $8 \times 10^{12}M_{\odot}$ (group size) at the end of the simulation. The subhalo has an initial velocity that matches the static host case with $R_p/R_a = 1/20$. Again, the subhalo has faster mass loss, but tidal tracks are only marginally affected, see the black curve (left panel) and

triangles (right panel) in Fig. 17.

Appendix D: Effects of galactic disk and bulge

In the fiducial simulations, we assume the host have an NFW profile and neglect any possible contribution from the baryons in the halo. To test whether our results are affected by the baryonic potential, we add a Miyamoto & Nagai disk potential [109]

$$\Phi_{\text{MN}} = -\frac{GM_{\text{MN}}}{\sqrt{x^2 + y^2 + (R_d + \sqrt{z_d^2 + z^2})^2}}, \quad (\text{D1})$$

and a Hernquist bulge potential [110]

$$\Phi_{\text{HQ}} = -\frac{GM_{\text{HQ}}}{R + A_{\text{HQ}}}, \quad (\text{D2})$$

to the static host potential. For the fiducial host mass of $10^{12}M_{\odot}$, we choose the following parameters in Eqs. D1 and D2 to mimic the Milky Way disk and bulge [68, 116]:

$$M_{\text{MN}} = 6.98 \times 10^{10}M_{\odot}, \quad (\text{D3})$$

$$R_d = 6.0 \text{ kpc}, \quad (\text{D4})$$

$$z_d = 1.2 \text{ kpc}, \quad (\text{D5})$$

$$M_{\text{HQ}} = 1.05 \times 10^{10}M_{\odot}, \quad (\text{D6})$$

$$A_{\text{HQ}} = 0.46 \text{ kpc}. \quad (\text{D7})$$

The subhalo is assumed to have an NFW profile at the beginning of the simulation. We choose the ratio of pericenter to apocenter distances to be $R_p/R_a = 1/50$ so that the subhalo can enter within the disk radius R_d . The subhalo orbital plane is tilted by a angle of $\pi/6$ with respect to the disk plane.

As shown in Fig. 18, the subhalo has a faster mass loss compared to the fiducial “DM-only” simulation. But only a small difference (less than 10%) is observed in the V_{\max} versus R_{\max} track.

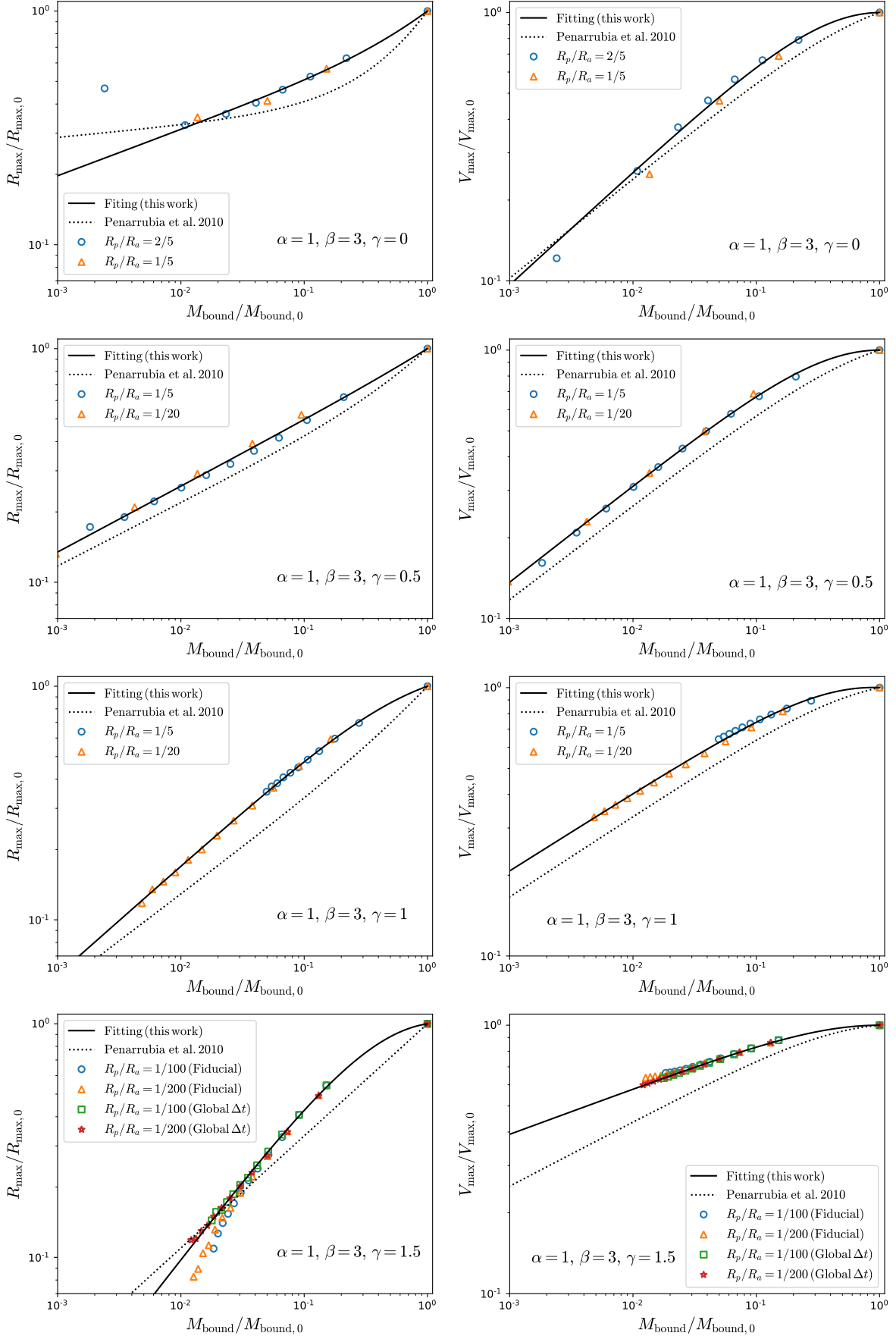


FIG. 12. R_{\max} and V_{\max} for $(\alpha, \beta) = (1, 3)$ and different values of γ from N-body simulations using GADGET-4. Solid lines show the fitting functions found in this work.

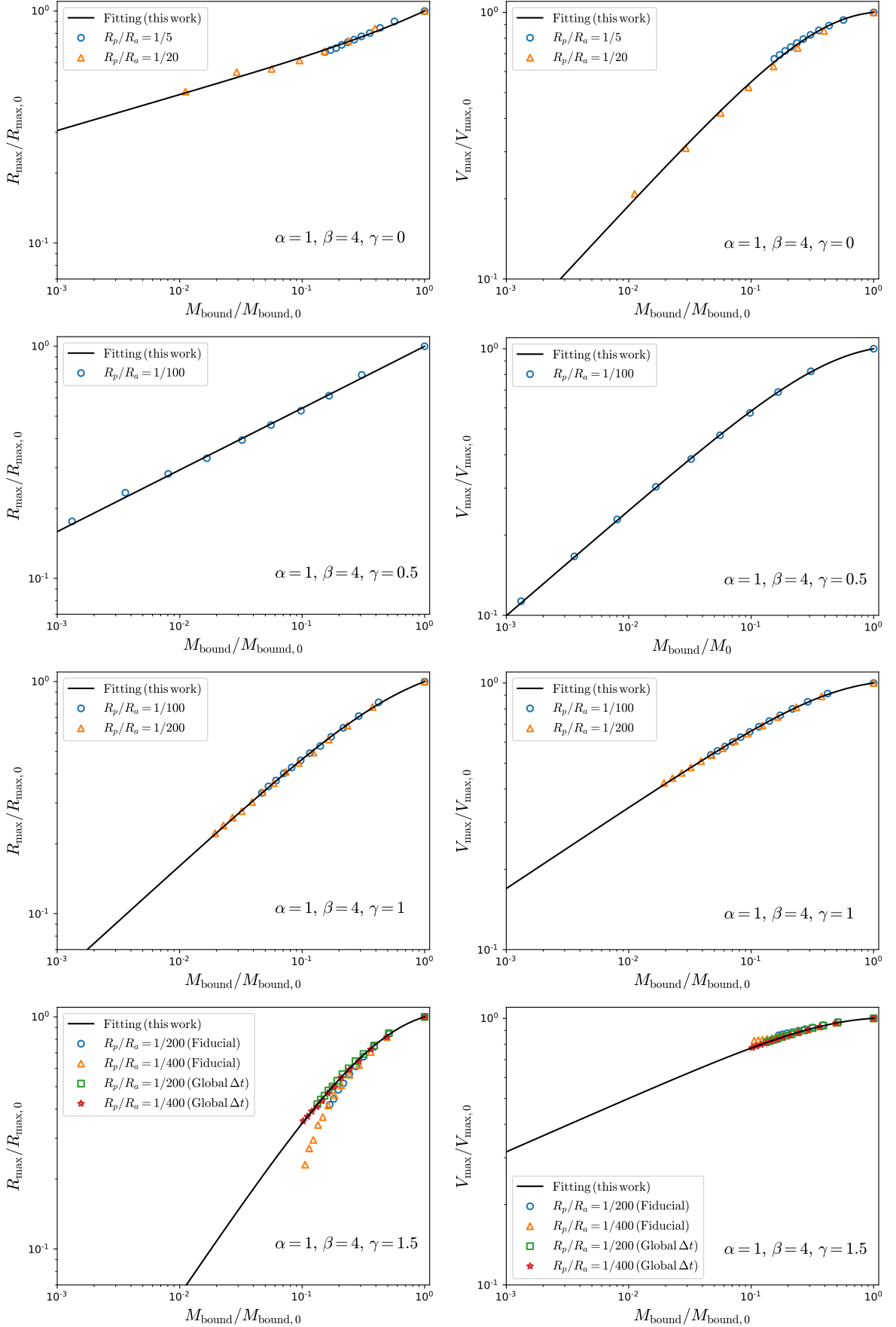


FIG. 13. R_{\max} and V_{\max} for $(\alpha, \beta) = (1, 4)$ and different values of γ from N-body simulations using GADGET-4. Solid lines show the fitting functions found in this work.

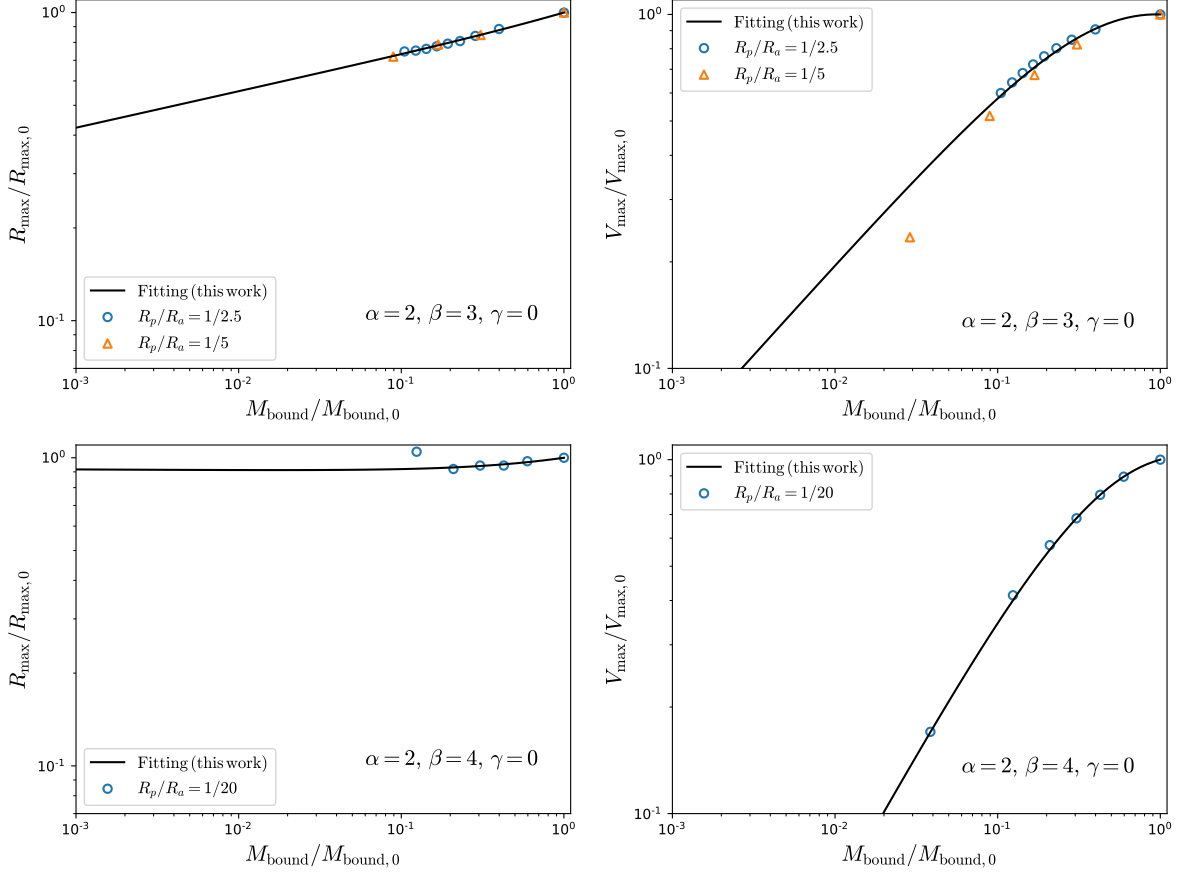


FIG. 14. R_{\max} and V_{\max} for $(\alpha, \gamma) = (2, 0)$ and different values of β from N-body simulations using GADGET-4. Solid lines show the fitting functions found in this work.

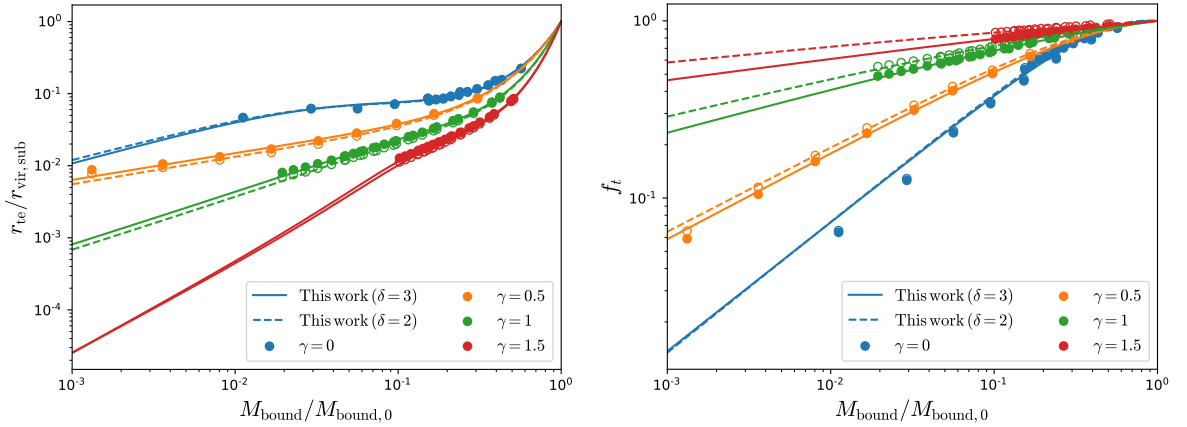


FIG. 15. Best-fit parameters for the density profile as a function of bound mass fraction for $(\alpha, \beta) = (1, 4)$ and different γ . Left: the effect tidal radius in Eq. (23). The filled (open) circles are obtained by fitting Eq. (23) to the density profiles measured from simulation assuming $\delta = 3$ ($\delta = 2$). Right: the normalization parameter f_t in Eq (23).

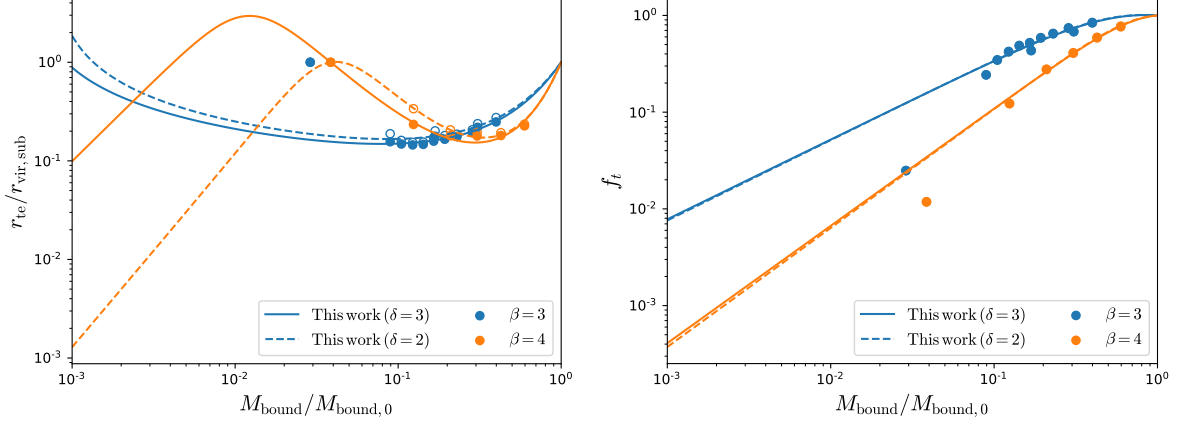


FIG. 16. Best-fit parameters for the density profile as a function of bound mass fraction for $(\alpha, \gamma) = (1, 0)$ and different β . Left: the effect tidal radius in Eq. (23). The filled (open) circles are obtained by fitting Eq. (23) to the density profiles measured from simulation assuming $\delta = 3$ ($\delta = 2$). Right: the normalization parameter f_t in Eq. (23).

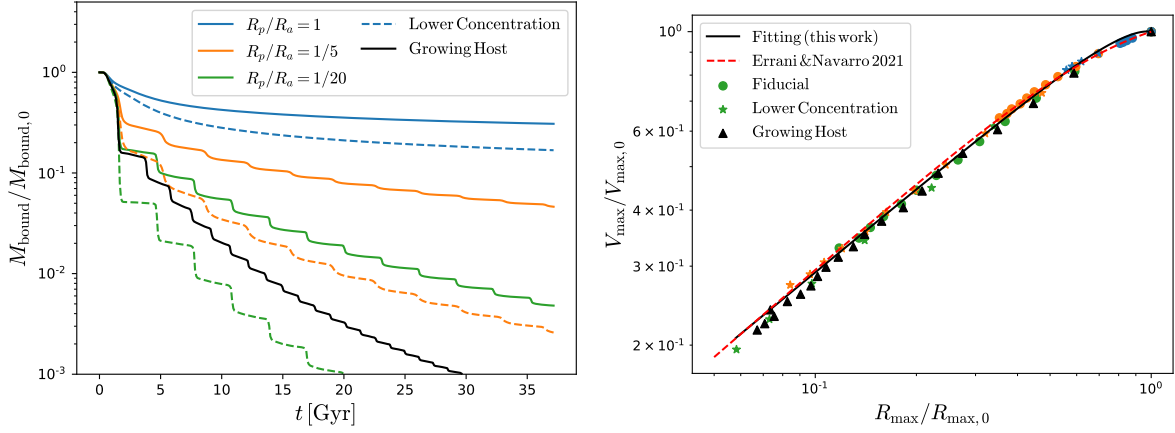


FIG. 17. Bound mass evolution and tidal tracks for NFW subhalos with different concentration (colored lines) and a time-evolving host potential (black line). For the case with evolving host potential, the subhalo is initially put on the same orbit as the static host case with $R_p/R_a = 1/20$.

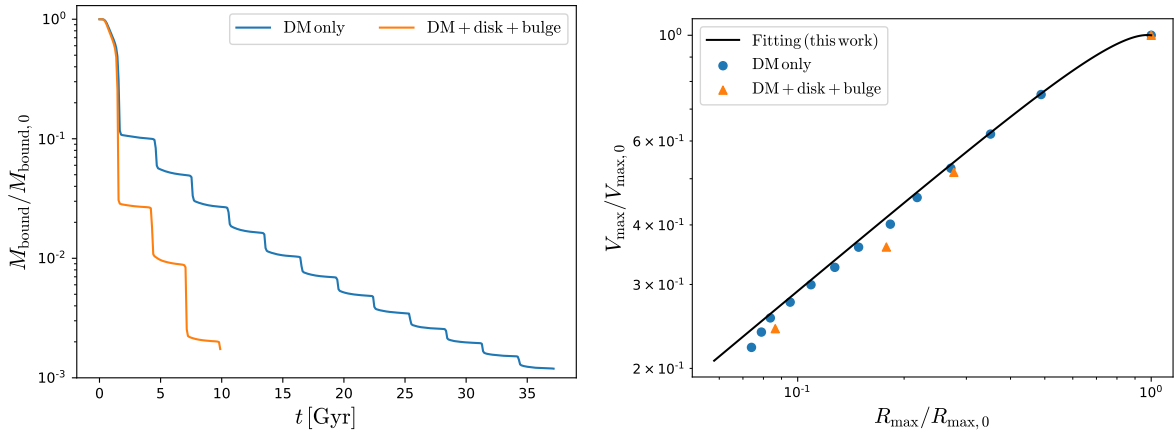


FIG. 18. Bound mass evolution and tidal tracks for NFW subhalos with and without the galactic disk and bulge potentials.

-
- [1] J. S. Bullock and M. Boylan-Kolchin, Small-Scale Challenges to the Λ CDM Paradigm, *ARA&A* **55**, 343 (2017), arXiv:1707.04256 [astro-ph.CO].
- [2] M. R. Buckley and A. H. G. Peter, Gravitational probes of dark matter physics, *Phys. Rept.* **761**, 1 (2018), arXiv:1712.06615 [astro-ph.CO].
- [3] B. Moore, Evidence against dissipationless dark matter from observations of galaxy haloes, *Nature* **370**, 629 (1994).
- [4] W. J. G. de Blok, S. S. McGaugh, A. Bosma, and V. C. Rubin, Mass density profiles of LSB galaxies, *Astrophys. J. Lett.* **552**, L23 (2001), arXiv:astro-ph/0103102.
- [5] A. B. Newman, T. Treu, R. S. Ellis, and D. J. Sand, The Density Profiles of Massive, Relaxed Galaxy Clusters. II. Separating Luminous and Dark Matter in Cluster Cores, *Astrophys. J.* **765**, 25 (2013), arXiv:1209.1392 [astro-ph.CO].
- [6] M. Boylan-Kolchin, J. S. Bullock, and M. Kaplinghat, Too big to fail? The puzzling darkness of massive Milky Way subhaloes, *MNRAS* **415**, L40 (2011), arXiv:1103.0007 [astro-ph.CO].
- [7] K. A. Oman *et al.*, The unexpected diversity of dwarf galaxy rotation curves, *Mon. Not. Roy. Astron. Soc.* **452**, 3650 (2015), arXiv:1504.01437 [astro-ph.GA].
- [8] J. I. Read, M. G. Walker, and P. Steger, Dark matter heats up in dwarf galaxies, *Mon. Not. Roy. Astron. Soc.* **484**, 1401 (2019), arXiv:1808.06634 [astro-ph.GA].
- [9] S. Dodelson and L. M. Widrow, Sterile neutrinos as dark matter, *Phys. Rev. Lett.* **72**, 17 (1994).
- [10] X. Shi and G. M. Fuller, New dark matter candidate: Nonthermal sterile neutrinos, *Phys. Rev. Lett.* **82**, 2832 (1999).
- [11] K. Abazajian, G. M. Fuller, and M. Patel, Sterile neutrino hot, warm, and cold dark matter, *Phys. Rev. D* **64**, 023501 (2001).
- [12] A. D. Dolgov and S. H. Hansen, Massive sterile neutrinos as warm dark matter, *Astropart. Phys.* **16**, 339 (2002), arXiv:hep-ph/0009083.
- [13] S.-J. Sin, Late-time phase transition and the galactic halo as a bose liquid, *Phys. Rev. D* **50**, 3650 (1994).
- [14] W. Hu, R. Barkana, and A. Gruzinov, Cold and fuzzy dark matter, *Phys.Rev.Lett.* **85**, 1158 (2000), arXiv:astro-ph/0003365 [astro-ph].
- [15] H.-Y. Schive, T. Chiueh, and T. Broadhurst, Cosmic Structure as the Quantum Interference of a Coherent Dark Wave, *Nature Phys.* **10**, 496 (2014), arXiv:1406.6586 [astro-ph.GA].
- [16] H.-Y. Schive, M.-H. Liao, T.-P. Woo, S.-K. Wong, T. Chiueh, *et al.*, Understanding the Core-Halo Relation of Quantum Wave Dark Matter from 3D Simulations, *Phys.Rev.Lett.* **113**, 261302 (2014), arXiv:1407.7762 [astro-ph.GA].
- [17] D. J. E. Marsh, Axion Cosmology, *Phys. Rep.* **643**, 1 (2016), arXiv:1510.07633 [astro-ph.CO].
- [18] L. Hui, J. P. Ostriker, S. Tremaine, and E. Witten, Ultralight scalars as cosmological dark matter, *Phys. Rev.* **D95**, 043541 (2017), arXiv:1610.08297 [astro-ph.CO].
- [19] D. N. Spergel and P. J. Steinhardt, Observational evidence for selfinteracting cold dark matter, *Phys. Rev. Lett.* **84**, 3760 (2000), arXiv:astro-ph/9909386 [astro-ph].
- [20] S. Tulin and H.-B. Yu, Dark Matter Self-interactions and Small Scale Structure, *Phys. Rept.* **730**, 1 (2018), arXiv:1705.02358 [hep-ph].
- [21] G. F. Chapline, Cosmological effects of primordial black holes, *Nature (London)* **253**, 251 (1975).
- [22] B. Carr and F. Kuhnel, Primordial Black Holes as Dark Matter: Recent Developments, *Ann. Rev. Nucl. Part. Sci.* **70**, 355 (2020), arXiv:2006.02838 [astro-ph.CO].
- [23] A. M. Green and B. J. Kavanagh, Primordial Black Holes as a dark matter candidate, *J. Phys. G* **48**, 043001 (2021), arXiv:2007.10722 [astro-ph.CO].
- [24] P. Jethwa, D. Erkal, and V. Belokurov, The upper bound on the lowest mass halo, *Mon. Not. Roy. Astron. Soc.* **473**, 2060 (2018), arXiv:1612.07834 [astro-ph.GA].
- [25] S. Y. Kim, A. H. G. Peter, and J. R. Hargis, Missing Satellites Problem: Completeness Corrections to the Number of Satellite Galaxies in the Milky Way are Consistent with Cold Dark Matter Predictions, *Phys. Rev. Lett.* **121**, 211302 (2018), arXiv:1711.06267 [astro-ph.CO].
- [26] K. Hayashi, M. Ibe, S. Kobayashi, Y. Nakayama, and S. Shirai, Probing dark matter self-interaction with ultrafaint dwarf galaxies, *Phys. Rev. D* **103**, 023017 (2021), arXiv:2008.02529 [astro-ph.CO].
- [27] O. Newton, M. Leo, M. Cautun, A. Jenkins, C. S. Frenk, M. R. Lovell, J. C. Helly, A. J. Benson, and S. Cole, Constraints on the properties of warm dark matter using the satellite galaxies of the Milky Way, *JCAP* **08**, 062, arXiv:2011.08865 [astro-ph.CO].
- [28] E. O. Nadler, A. Drlica-Wagner, K. Bechtol, S. Mau, R. H. Wechsler, V. Gluscevic, K. Boddy, A. B. Pace, T. S. Li, M. McNanna, A. H. Riley, J. García-Bellido, Y.-Y. Mao, G. Green, D. L. Burke, A. Peter, B. Jain, T. M. C. Abbott, M. Aguena, S. Allam, J. Annis, S. Avila, D. Brooks, M. Carrasco Kind, J. Carretero, M. Costanzi, L. N. da Costa, J. De Vicente, S. Desai, H. T. Diehl, P. Doel, S. Everett, A. E. Evrard, B. Flaugher, J. Frieman, D. W. Gerdes, D. Gruen, R. A. Gruendl, J. Gschwend, G. Gutierrez, S. R. Hinton, K. Honscheid, D. Huterer, D. J. James, E. Krause, K. Kuehn, N. Kuropatkin, O. Lahav, M. A. G. Maia, J. L. Marshall, F. Menanteau, R. Miquel, A. Palmese, F. Paz-Chinchón, A. A. Plazas, A. K. Romer, E. Sanchez, V. Scarpine, S. Serrano, I. Sevilla-Noarbe, M. Smith, M. Soares-Santos, E. Suchyta, M. E. C. Swanson, G. Tarle, D. L. Tucker, A. R. Walker, and W. Wester (DES Collaboration), Constraints on dark matter properties from observations of milky way satellite galaxies, *Phys. Rev. Lett.* **126**, 091101 (2021).
- [29] E. O. Nadler, S. Birrer, D. Gilman, R. H. Wechsler, X. Du, A. Benson, A. M. Nierenberg, and T. Treu, Dark Matter Constraints from a Unified Analysis of Strong Gravitational Lenses and Milky Way Satellite Galaxies, *Astrophys. J.* **917**, 7 (2021), arXiv:2101.07810 [astro-ph.CO].
- [30] N. Dalal and A. Kravtsov, Excluding fuzzy dark matter with sizes and stellar kinematics of ultrafaint dwarf galaxies, *Phys. Rev. D* **106**, 063517 (2022), arXiv:2203.05750 [astro-ph.CO].
- [31] A. Dekker, S. Ando, C. A. Correa, and K. C. Y. Ng,

- Warm dark matter constraints using Milky Way satellite observations and subhalo evolution modeling, *Phys. Rev. D* **106**, 123026 (2022), arXiv:2111.13137 [astro-ph.CO].
- [32] S. Y. Kim and A. H. G. Peter, The Milky Way satellite velocity function is a sharp probe of small-scale structure problems, arXiv e-prints, arXiv:2106.09050 (2021), arXiv:2106.09050 [astro-ph.GA].
- [33] I. Esteban, A. H. G. Peter, and S. Y. Kim, Milky Way satellite velocities reveal the Dark Matter power spectrum at small scales, arXiv e-prints, arXiv:2306.04674 (2023), arXiv:2306.04674 [astro-ph.CO].
- [34] D. Gilman, S. Birrer, A. Nierenberg, T. Treu, X. Du, and A. Benson, Warm dark matter chills out: constraints on the halo mass function and the free-streaming length of dark matter with eight quadruple-image strong gravitational lenses, *Mon. Not. Roy. Astron. Soc.* **491**, 6077 (2020), arXiv:1908.06983 [astro-ph.CO].
- [35] W. Enzi *et al.*, Joint constraints on thermal relic dark matter from strong gravitational lensing, the Ly α forest, and Milky Way satellites, *Mon. Not. Roy. Astron. Soc.* **506**, 5848 (2021), arXiv:2010.13802 [astro-ph.CO].
- [36] I. A. Zelko, T. Treu, K. N. Abazajian, D. Gilman, A. J. Benson, S. Birrer, A. M. Nierenberg, and A. Kusenko, Constraints on sterile neutrino models from strong gravitational lensing, milky way satellites, and the lyman- α forest, *Phys. Rev. Lett.* **129**, 191301 (2022).
- [37] V. Dike, D. Gilman, and T. Treu, Strong lensing constraints on primordial black holes as a dark matter candidate, *Mon. Not. Roy. Astron. Soc.* **522**, 5434 (2023), arXiv:2210.09493 [astro-ph.CO].
- [38] D. M. Powell, S. Vegetti, J. P. McKean, S. D. M. White, E. G. M. Ferreira, S. May, and C. Spingola, A lensed radio jet at milli-arcsecond resolution – II. Constraints on fuzzy dark matter from an extended gravitational arc, *Mon. Not. Roy. Astron. Soc.* **524**, L84 (2023), arXiv:2302.10941 [astro-ph.CO].
- [39] S. Vegetti, S. Birrer, G. Despali, C. D. Fassnacht, D. Gilman, Y. Hezaveh, L. Perreault Levasseur, J. P. McKean, D. M. Powell, C. M. O’Riordan, and G. Vernardos, Strong gravitational lensing as a probe of dark matter, arXiv e-prints, arXiv:2306.11781 (2023), arXiv:2306.11781 [astro-ph.CO].
- [40] J. Diemand, M. Kuhlen, P. Madau, M. Zemp, B. Moore, D. Potter, and J. Stadel, Clumps and streams in the local dark matter distribution, *Nature* **454**, 735 (2008), arXiv:0805.1244 [astro-ph].
- [41] V. Springel, J. Wang, M. Vogelsberger, A. Ludlow, A. Jenkins, A. Helmi, J. F. Navarro, C. S. Frenk, and S. D. M. White, The Aquarius Project: the subhalos of galactic halos, *Mon. Not. Roy. Astron. Soc.* **391**, 1685 (2008), arXiv:0809.0898 [astro-ph].
- [42] M. S. Delos and S. D. M. White, Inner cusps of the first dark matter haloes: formation and survival in a cosmological context, *Mon. Not. Roy. Astron. Soc.* **518**, 3509 (2022), arXiv:2207.05082 [astro-ph.CO].
- [43] S. Garrison-Kimmel, M. Boylan-Kolchin, J. Bullock, and K. Lee, ELVIS: Exploring the Local Volume in Simulations, *Mon. Not. Roy. Astron. Soc.* **438**, 2578 (2014), arXiv:1310.6746 [astro-ph.CO].
- [44] B. F. Griffen, A. P. Ji, G. A. Dooley, F. A. Gómez, M. Vogelsberger, B. W. O’Shea, and A. Frebel, The Caterpillar Project: a Large Suite of Milky way Sized Halos, *Astrophys. J.* **818**, 10 (2016), arXiv:1509.01255 [astro-ph.GA].
- [45] J. Wang, S. Bose, C. S. Frenk, L. Gao, A. Jenkins, V. Springel, and S. D. M. White, Universal structure of dark matter haloes over a mass range of 20 orders of magnitude, *Nature* **585**, 39 (2020), arXiv:1911.09720 [astro-ph.CO].
- [46] K. Riebe, A. M. Partl, H. Enke, J. Forero-Romero, S. Gottloeber, A. Klypin, G. Lemson, F. Prada, J. R. Primack, M. Steinmetz, and V. Turchaninov, The MultiDark Database: Release of the Bolshoi and MultiDark Cosmological Simulations, arXiv e-prints, arXiv:1109.0003 (2011), arXiv:1109.0003 [astro-ph.CO].
- [47] J. Schaye *et al.*, The FLAMINGO project: cosmological hydrodynamical simulations for large-scale structure and galaxy cluster surveys, *Mon. Not. Roy. Astron. Soc.* **526**, 4978 (2023), arXiv:2306.04024 [astro-ph.CO].
- [48] F. C. van den Bosch and G. Ogiya, Dark Matter Substructure in Numerical Simulations: A Tale of Discreteness Noise, Runaway Instabilities, and Artificial Disruption, *Mon. Not. Roy. Astron. Soc.* 10.1093/mnras/sty084 (2018), arXiv:1801.05427 [astro-ph.GA].
- [49] G. Ogiya, F. C. van den Bosch, O. Hahn, S. B. Green, T. B. Miller, and A. Burkert, DASH: a library of dynamical subhalo evolution, *Mon. Not. Roy. Astron. Soc.* **485**, 189 (2019), arXiv:1901.08601 [astro-ph.GA].
- [50] E. Hayashi, J. F. Navarro, J. E. Taylor, J. Stadel, and T. R. Quinn, The Structural evolution of substructure, *Astrophys. J.* **584**, 541 (2003), arXiv:astro-ph/0203004.
- [51] J. Penarrubia, A. J. Benson, M. G. Walker, G. Gilmore, A. McConnachie, and L. Mayer, The impact of dark matter cusps and cores on the satellite galaxy population around spiral galaxies, *Mon. Not. Roy. Astron. Soc.* **406**, 1290 (2010), arXiv:1002.3376 [astro-ph.GA].
- [52] S. B. Green and F. C. van den Bosch, The tidal evolution of dark matter substructure – I. subhalo density profiles, *Mon. Not. Roy. Astron. Soc.* **490**, 2091 (2019), arXiv:1908.08537 [astro-ph.GA].
- [53] R. Errani and J. F. Navarro, The asymptotic tidal remnants of cold dark matter subhaloes, *Mon. Not. Roy. Astron. Soc.* **505**, 18 (2021), arXiv:2011.07077 [astro-ph.GA].
- [54] S. Balberg, S. L. Shapiro, and S. Inagaki, Selfinteracting dark matter halos and the gravothermal catastrophe, *Astrophys. J.* **568**, 475 (2002), arXiv:astro-ph/0110561.
- [55] K.-J. Ahn and P. R. Shapiro, Formation and evolution of the self-interacting dark matter halos, *Mon. Not. Roy. Astron. Soc.* **363**, 1092 (2005), arXiv:astro-ph/0412169.
- [56] J. Koda and P. R. Shapiro, Gravothermal collapse of isolated self-interacting dark matter haloes: N-body simulation versus the fluid model, *Mon. Not. Roy. Astron. Soc.* **415**, 1125 (2011), arXiv:1101.3097 [astro-ph.CO].
- [57] S. Yang, X. Du, Z. C. Zeng, A. Benson, F. Jiang, E. O. Nadler, and A. H. G. Peter, Gravothermal Solutions of SIDM Halos: Mapping from Constant to Velocity-dependent Cross Section, *Astrophys. J.* **946**, 47 (2023), arXiv:2205.02957 [astro-ph.CO].
- [58] N. J. Outmezguine, K. K. Boddy, S. Gad-Nasr, M. Kaplinghat, and L. Sagunski, Universal gravothermal evolution of isolated self-interacting dark matter halos for velocity-dependent cross-sections, *Mon. Not. Roy. Astron. Soc.* **523**, 4786 (2023), arXiv:2204.06568 [astro-ph.GA].
- [59] J. E. Taylor and A. Babul, The Dynamics of sinking

- satellites around disk galaxies: A Poor man's alternative to high - resolution numerical simulations, *Astrophys. J.* **559**, 716 (2001), arXiv:astro-ph/0012305.
- [60] G. Taffoni, L. Mayer, M. Colpi, and F. Governato, On the life and death of satellite haloes, *Mon. Not. Roy. Astron. Soc.* **341**, 434 (2003), arXiv:astro-ph/0301271.
- [61] A. R. Pullen, A. J. Benson, and L. A. Moustakas, Non-linear evolution of dark matter subhalos and applications to warm dark matter, *Astrophys. J.* **792**, 24 (2014), arXiv:1407.8189 [astro-ph.CO].
- [62] J. F. Navarro, C. S. Frenk, and S. D. M. White, A Universal Density Profile from Hierarchical Clustering, *Astrophys. J.* **490**, 493 (1997), arXiv:astro-ph/9611107 [astro-ph].
- [63] O. Y. Gnedin, L. Hernquist, and J. P. Ostriker, Tidal shocking by extended mass distributions, *Astrophys. J.* **514**, 109 (1999), arXiv:astro-ph/9709161.
- [64] A. J. Benson and X. Du, Tidal tracks and artificial disruption of cold dark matter haloes, *MNRAS* **517**, 1398 (2022), arXiv:2206.01842 [astro-ph.GA].
- [65] W. J. Percival, Cosmological structure formation in a homogeneous dark energy background, *Astron. Astrophys.* **443**, 819 (2005), arXiv:astro-ph/0508156.
- [66] Planck Collaboration (Planck), Planck 2018 results. VI. Cosmological parameters, *Astron. Astrophys.* **641**, A6 (2020), [Erratum: *Astron. Astrophys.* 652, C4 (2021)], arXiv:1807.06209 [astro-ph.CO].
- [67] J. E. Barnes, Gravitational softening as a smoothing operation, *Mon. Not. Roy. Astron. Soc.* **425**, 1104 (2012), arXiv:1205.2729 [astro-ph.CO].
- [68] P. J. McMillan, Mass models of the Milky Way, *Mon. Not. Roy. Astron. Soc.* **414**, 2446 (2011), arXiv:1102.4340 [astro-ph.GA].
- [69] H. Zhao, Analytical models for galactic nuclei, *Mon. Not. Roy. Astron. Soc.* **278**, 488 (1996), arXiv:astro-ph/9509122.
- [70] A. V. Kravtsov, A. A. Klypin, J. S. Bullock, and J. R. Primack, The Cores of dark matter dominated galaxies: Theory versus observations, *Astrophys. J.* **502**, 48 (1998), arXiv:astro-ph/9708176.
- [71] S. Kazantzidis, J. Magorrian, and B. Moore, Generating equilibrium dark matter halos: Inadequacies of the local Maxwellian approximation, *Astrophys. J.* **601**, 37 (2004), arXiv:astro-ph/0309517.
- [72] J. I. Read and D. Erkal, Abundance matching with the mean star formation rate: there is no missing satellites problem in the Milky Way above $M_{200} \sim 10^9 M_{\odot}$, *MNRAS* **487**, 5799 (2019), arXiv:1807.07093 [astro-ph.GA].
- [73] A. S. Eddington, The Distribution of Stars in Globular Clusters, *Monthly Notices of the Royal Astronomical Society* **76**, 572 (1916), <https://academic.oup.com/mnras/article-pdf/76/7/572/3902739/mnras76-0572.pdf>.
- [74] F. C. van den Bosch and G. Ogiya, Dark matter substructure in numerical simulations: a tale of discreteness noise, runaway instabilities, and artificial disruption, *MNRAS* **475**, 4066 (2018), arXiv:1801.05427 [astro-ph.GA].
- [75] E. van Kampen, Overmerging in N-body simulations, arXiv e-prints , astro-ph/0002027 (2000), arXiv:astro-ph/0002027 [astro-ph].
- [76] V. Springel, R. Pakmor, O. Zier, and M. Reinecke, Simulating cosmic structure formation with the gadget-4 code, *Mon. Not. Roy. Astron. Soc.* **506**, 2871 (2021), arXiv:2010.03567 [astro-ph.IM].
- [77] P. S. Behroozi, R. H. Wechsler, and H.-Y. Wu, The ROCKSTAR Phase-space Temporal Halo Finder and the Velocity Offsets of Cluster Cores, *Astrophys. J.* **762**, 109 (2013), arXiv:1110.4372 [astro-ph.CO].
- [78] S. R. Knollmann and A. Knebe, AHF: Amiga's Halo Finder, *ApJS* **182**, 608 (2009), arXiv:0904.3662 [astro-ph.CO].
- [79] Z. C. Zeng, A. H. G. Peter, X. Du, A. Benson, S. Kim, F. Jiang, F.-Y. Cyr-Racine, and M. Vogelsberger, Core-collapse, evaporation, and tidal effects: the life story of a self-interacting dark matter subhalo, *MNRAS* **513**, 4845 (2022), arXiv:2110.00259 [astro-ph.CO].
- [80] B. Diemer, P. Behroozi, and P. Mansfield, Haunted haloes: tracking the ghosts of subhaloes lost by halo finders, arXiv e-prints , arXiv:2305.00993 (2023), arXiv:2305.00993 [astro-ph.CO].
- [81] P. Mansfield, E. Darragh-Ford, Y. Wang, E. O. Nadler, and R. H. Wechsler, Symfind: Addressing the Fragility of Subhalo Finders and Revealing the Durability of Subhalos, arXiv e-prints , arXiv:2308.10926 (2023), arXiv:2308.10926 [astro-ph.CO].
- [82] A. J. Benson, G ALACTICUS: A semi-analytic model of galaxy formation, *New Astronomy* **17**, 175 (2012), arXiv:1008.1786 [astro-ph.CO].
- [83] A. J. Benson, Orbital parameters of infalling dark matter substructures, *MNRAS* **358**, 551 (2005), arXiv:astro-ph/0407428 [astro-ph].
- [84] J. A. Carballo-Bello, M. Gieles, A. Sollima, S. Koposov, D. Martinez-Delgado, and J. Penarrubia, Outer density profiles of 19 Galactic globular clusters from deep and wide-field imaging, *Mon. Not. Roy. Astron. Soc.* **419**, 14 (2012), arXiv:1108.4018 [astro-ph.GA].
- [85] M. Fellhauer, P. Kroupa, H. Baumgardt, R. Bien, C. M. Boily, R. Spurzem, and N. Wassmer, SUPERBOX - an efficient code for collisionless galactic dynamics, *New Astronomy* **5**, 305 (2000), arXiv:astro-ph/0007226 [astro-ph].
- [86] M. S. Fischer, K. Dolag, and H.-B. Yu, Numerical challenges for energy conservation in N-body simulations of collapsing self-interacting dark matter haloes, arXiv e-prints , arXiv:2403.00739 (2024), arXiv:2403.00739 [astro-ph.CO].
- [87] C. Mace *et al.*, In preparation (2024).
- [88] J. Penarrubia, J. F. Navarro, and A. W. McConnachie, The Tidal Evolution of Local Group Dwarf Spheroidals, *Astrophys. J.* **673**, 226 (2008), arXiv:0708.3087 [astro-ph].
- [89] E. A. Baltz, P. Marshall, and M. Oguri, Analytic models of plausible gravitational lens potentials, *JCAP* **01**, 015, arXiv:0705.0682 [astro-ph].
- [90] F. C. van den Bosch, G. Ogiya, O. Hahn, and A. Burkert, Disruption of dark matter substructure: fact or fiction?, *MNRAS* **474**, 3043 (2018), arXiv:1711.05276 [astro-ph.GA].
- [91] S. Yang, X. Du, A. J. Benson, A. R. Pullen, and A. H. G. Peter, A new calibration method of sub-halo orbital evolution for semi-analytic models, *MNRAS* **498**, 3902 (2020), arXiv:2003.10646 [astro-ph.CO].
- [92] S. Garrison-Kimmel, M. Boylan-Kolchin, J. S. Bullock, and K. Lee, ELVIS: Exploring the Local Volume in Simulations, *MNRAS* **438**, 2578 (2014), arXiv:1310.6746 [astro-ph.CO].
- [93] B. F. Griffen, A. P. Ji, G. A. Dooley, F. A. Gómez,

- M. Vogelsberger, B. W. O’Shea, and A. Frebel, The Caterpillar Project: A Large Suite of Milky Way Sized Halos, *Astrophys. J.* **818**, 10 (2016), arXiv:1509.01255 [astro-ph.GA].
- [94] S. Chandrasekhar, Dynamical Friction. I. General Considerations: the Coefficient of Dynamical Friction., *Astrophys. J.* **97**, 255 (1943).
- [95] M. Fujii, Y. Funato, and J. Makino, Dynamical Friction on Satellite Galaxies, *PASJ* **58**, 743 (2006), arXiv:astro-ph/0511651 [astro-ph].
- [96] M. Fellhauer and D. N. C. Lin, The influence of mass-loss from a star cluster on its dynamical friction - I. Clusters without internal evolution, *MNRAS* **375**, 604 (2007), arXiv:astro-ph/0611557 [astro-ph].
- [97] G. Ogiya, F. C. van den Bosch, O. Hahn, S. B. Green, T. B. Miller, and A. Burkert, DASH: a library of dynamical subhalo evolution, *MNRAS* **485**, 189 (2019), arXiv:1901.08601 [astro-ph.GA].
- [98] T. B. Miller, F. C. van den Bosch, S. B. Green, and G. Ogiya, Dynamical self-friction: how mass loss slows you down, *MNRAS* **495**, 4496 (2020), arXiv:2001.06489 [astro-ph.GA].
- [99] X. Du *et al.*, In preparation (2024).
- [100] G. Tormen, A. Diaferio, and D. Syer, Survival of substructure within dark matter haloes, *Mon. Not. Roy. Astron. Soc.* **299**, 728 (1998), arXiv:astro-ph/9712222.
- [101] A. A. Klypin, S. Gottlober, and A. V. Kravtsov, Galaxies in N body simulations: Overcoming the overmerging problem, *Astrophys. J.* **516**, 530 (1999), arXiv:astro-ph/9708191.
- [102] I. King, The structure of star clusters. I. an empirical density law, *AJ* **67**, 471 (1962).
- [103] É. Tollet, A. Cattaneo, G. A. Mamon, T. Moutard, and F. C. van den Bosch, On stellar mass loss from galaxies in groups and clusters, *MNRAS* **471**, 4170 (2017), arXiv:1707.06264 [astro-ph.GA].
- [104] O. Y. Gnedin and J. P. Ostriker, On the selfconsistent response of stellar systems to gravitational shocks, *Astrophys. J.* **513**, 626 (1999), arXiv:astro-ph/9902326.
- [105] J. Lyman Spitzer, *Dynamical Evolution of Globular Clusters* (Princeton University Press, Princeton, 1988).
- [106] M. D. Weinberg, Adiabatic Invariants in Stellar Dynamics: I. Basic concepts, *Astron. J.* **108**, 1398 (1994), arXiv:astro-ph/9404015.
- [107] M. D. Weinberg, Adiabatic invariants in stellar dynamics. 2. Gravitational shocking, *Astron. J.* **108**, 1403 (1994), arXiv:astro-ph/9404016.
- [108] J. Binney and S. Tremaine, *Galactic Dynamics: Second Edition* (Princeton University Press, 2008).
- [109] M. Miyamoto and R. Nagai, Three-dimensional models for the distribution of mass in galaxies., *PASJ* **27**, 533 (1975).
- [110] L. Hernquist, An Analytical Model for Spherical Galaxies and Bulges, *Astrophys. J.* **356**, 359 (1990).
- [111] P. S. Behroozi, R. H. Wechsler, Y. Lu, O. Hahn, M. T. Busha, A. Klypin, and J. R. Primack, Mergers and Mass Accretion for Infalling Halos Both End Well Outside Cluster Virial Radii, *Astrophys. J.* **787**, 156 (2014), arXiv:1310.2239 [astro-ph.CO].
- [112] A. R. Wetzel, A. J. Deason, and S. Garrison-Kimmel, Satellite Dwarf Galaxies in a Hierarchical Universe: Infall Histories, Group Preprocessing, and Reionization, *Astrophys. J.* **807**, 49 (2015), arXiv:1501.01972 [astro-ph.GA].
- [113] E. O. Nadler, A. Banerjee, S. Adhikari, Y.-Y. Mao, and R. H. Wechsler, Signatures of Velocity-Dependent Dark Matter Self-Interactions in Milky Way-mass Halos, *Astrophys. J.* **896**, 112 (2020), arXiv:2001.08754 [astro-ph.CO].
- [114] X. Du, B. Schwabe, J. C. Niemeyer, and D. Bürger, Tidal disruption of fuzzy dark matter subhalo cores, *Phys. Rev. D* **97**, 063507 (2018), arXiv:1801.04864 [astro-ph.GA].
- [115] J. Kummer, F. Kahlhoefer, and K. Schmidt-Hoberg, Effective description of dark matter self-interactions in small dark matter haloes, *Mon. Not. Roy. Astron. Soc.* **474**, 388 (2018), arXiv:1706.04794 [astro-ph.CO].
- [116] O. Sameie, P. Creasey, H.-B. Yu, L. V. Sales, M. Vogelsberger, and J. Zavala, The impact of baryonic discs on the shapes and profiles of self-interacting dark matter haloes, *Mon. Not. Roy. Astron. Soc.* **479**, 359 (2018), arXiv:1801.09682 [astro-ph.GA].