

TaxoLLaMA: WordNet-based Model for Solving Multiple Lexical Semantic Tasks

Viktor Moskvoretskii^{1,2}, Ekaterina Neminova¹, Alina Lobanova¹,
Alexander Panchenko^{2,3}, and Irina Nikishina⁴

¹HSE University, ²Skoltech, ³AIRI, ⁴Universität Hamburg

v.moskvoretskii@skol.tech

{esneminova, alobanova}@edu.hse.ru,

panchenko@airi.net, irina.nikishina@uni-hamburg.de

Abstract

In this paper, we explore the capabilities of LLMs in capturing lexical-semantic knowledge from WordNet on the example of the LLaMA-2-7b model and test it on multiple lexical semantic tasks. As the outcome of our experiments, we present **TaxoLLaMA**, the everything-in-one model, lightweight due to 4-bit quantization and LoRA. It achieves 11 SotA results, 4 top-2 results out of 16 tasks for the Taxonomy Enrichment, Hypernym Discovery, Taxonomy Construction, and Lexical Entailment tasks. Moreover, it demonstrates very strong zero-shot performance on Lexical Entailment and Taxonomy Construction with no fine-tuning. We also explore its hidden multilingual and domain adaptation capabilities with a little tuning or few-shot learning. All datasets, code, and model are available online.¹

1 Introduction

Recent studies in Natural Language Processing widely utilize Large Language Models (LLMs) for their capability to store extensive knowledge (Sun et al., 2023; Kauf et al., 2023; Tang et al., 2023) and to adapt quickly to different tasks via in-context learning without backpropagation (Dong et al., 2023). However, the application of LLMs to the classical lexical semantic tasks still remains understudied: for instance, no recent experiments with LLMs have been performed for the Hypernym Discovery task (Camacho-Collados et al., 2018) for different domains and languages. In Taxonomy Enrichment, LLMs are mostly used to extract vector representations which are further processed with a complex pipeline (Jiang et al., 2022).

Our work aims to investigate the capabilities of LLMs in addressing four tasks requiring taxonomic knowledge: Hypernym Discovery, Taxonomy Enrichment, Lexical Entailment, and Taxonomy Construction. We hypothesize that the model fine-tuned

¹<https://github.com/VityaVitalich/TaxoLLaMA>

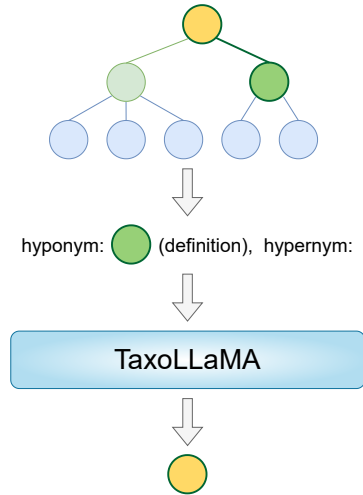


Figure 1: Training procedure of **TaxoLLaMA**: hypernym relations from the WordNet are linearized and fed into the LLM model. The model aims at generating the correct hypernym(s) as output.

with hypernym (IS-A relationships) would be useful for solving various lexical semantic tasks. To verify this hypothesis, we outline a method to compile a taxonomy-focused instruction tuning dataset, sourced from WordNet (Miller, 1998), to bring the implicit word knowledge of an LLM to the forefront when addressing lexical semantic tasks.

Having trained our model in this specialized setting, we are releasing the **TaxoLLaMA** — the fine-tuned version of the LLaMA-2-7b model (Touvron et al., 2023) — that is capable of solving tasks requiring taxonomic knowledge. Figure 1 presents the main idea of the model finetuning process. **TaxoLLaMA** operates effectively in a zero-shot setting, surpassing SotA results in Lexical Entailment tasks and Taxonomy Construction. With additional tuning, it also achieves SotA performance in the Hypernym Discovery task across various languages and in half of the Taxonomy Enrichment tasks. Furthermore, we have optimized **TaxoLLaMA** to be lightweight through 4-bit quantization (Dettmers et al., 2023) and the application of LoRA (Hu et al., 2021), making it feasible to run on GPU

devices with only 4.8Gb of GPU for forward pass and 5.5Gb for fine-tuning, ensuring its accessibility for widespread use, e.g. using Colab².

The contributions of the paper are as follows:

- We introduce the use of LLMs across various lexical semantic tasks via hypernym prediction and propose the appropriate taxonomy instruction tuning method that exploits WordNet for dataset sampling.
- We present a unified model —**TaxoLLaMA**— designed to address a broad spectrum of lexical-semantic tasks achieving state-of-the-art (SotA) results in 11 out of 16 tasks and secured the second rank in 4 tasks.
- We present an instructive dataset based on WordNet-3.0 for training a taxonomy-based LLM and collected definitions for input words in the Taxonomy Enrichment datasets and the Lexical Entailment datasets using Wikidata³ and ChatGPT⁴.
- We perform a detailed error analysis for all tasks using both manual and automatic approaches: e.g. we evaluate error patterns and model quality using ChatGPT.

2 Related Work

In this section, we briefly describe previous approaches to the lexical semantics tasks presented in the paper.

Hypernym Discovery The recent study introduces a taxonomy-adapted, fine-tuned T5 model (Nikishina et al., 2023). Earlier models include the Recurrent Mapping Model (RMM) (Bai et al., 2021), which employs an MLP with residual connections and a contrastive-like loss, and CRIM (Bernier-Colborne and Barrière, 2018), distinguished as the best in SemEval, utilizing a similar MLP structure with a contrastive loss. Additionally, the Hybrid model (Held and Habash, 2019) combines KNN with Hearst patterns, while the 300 spansans (Berend et al., 2018) offer an enhancement to the traditional word2vec approach.

Taxonomy Enrichment This task was addressed in SemEval-2016 Task 14 (Jurgens and Pilehvar,

2016), aimed to construct a dataset and evaluation framework for taxonomy completion. In more recent years, numerous different architectures have been proposed. TMN (Zhang et al., 2021) exploits multiple scorers to find ⟨hypernym, hyponym⟩ pairs for a given query concept. The TaxoEnrich (Jiang et al., 2022) employs two LSTMs (Staudemeyer and Morris, 2019) to encode ancestors and descendants information. In addition, the TaxoExpan (Shen et al., 2020) uses GNN (Scarselli et al., 2008) to predict whether the query is a child of an anchor concept, while the GenTaxo model (Zeng et al., 2021) generates new concepts by fusing sentence- and graph-based representations.

Taxonomy Construction The taxonomy construction models include Graph2Taxo (Shang et al., 2020), which employs a sophisticated Graph Neural Network architecture, LMScorer, and RestrictMLM (Jain and Espinosa Anke, 2022) use zero-shot RoBERTa or GPT2 for pair relationship scoring, differing in their use of MASK or next token probabilities. TAXI+ (Aly et al., 2019) combines Hearst patterns with Poincaré embeddings for refinement of the existing approaches.

Lexical Entailment In recent lexical entailment models, LEAR (Vulić and Mrkšić, 2018) is a fine-tuning method of transforming Euclidean space so that it reflects hyponymy-hypernymy relations. In SeVeN (Espinosa-Anke and Schockaert, 2018) relations between words are encoded. Pair2Vec (Joshi et al., 2019) and GRV (Jameel et al., 2018) use words' co-occurrence vectors and PMI. RELATIVE (Camacho-Collados et al., 2019) is a latent variable model that learns distributional relation vectors. GBL (Hosseini et al., 2018) is GNN that utilizes "local" learning and CTX (Hosseini et al., 2021) is the improvement of CTX with contextual link-prediction. The recent paper proposed entailment smoothing technique to the CTX model resulted in SotA for the task (McKenna et al., 2023).

3 Methodology

This section outlines the process of data collection and the subsequent training of the model.

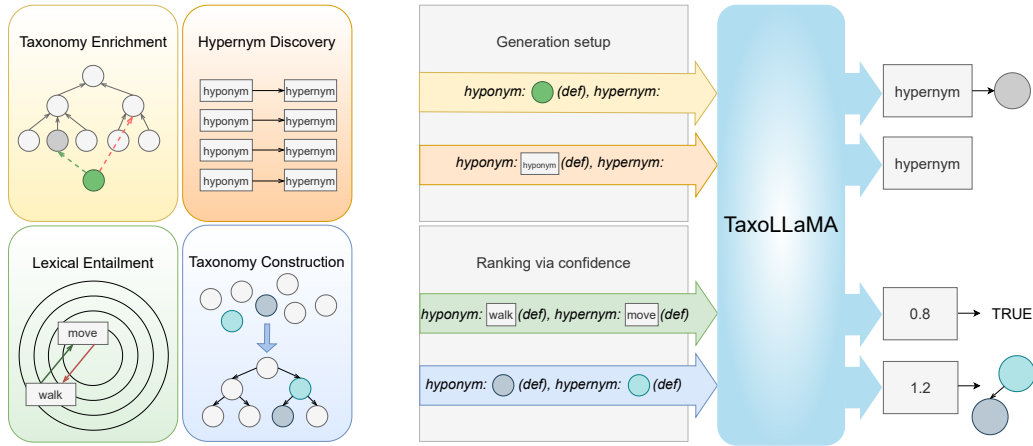
3.1 Data collection

We focus on hyponym-hypernym relationships sampled from the WordNet-3.0 graph including both nouns and verbs. To prepare our training and validation sets, we randomly pick edges to form pairs

²<https://colab.research.google.com>

³<http://wikidata.org>

⁴<https://chat.openai.com>



(a) Lexical Semantic Tasks

(b) Generation and Ranking pipelines for Lexical Semantics tasks solution

Figure 2: Examples with input and output for each task are highlighted by color. Rectangle “hyponym” denotes a word generated by the model; circle means a node from the graph. Confidence score determines the existence of a relationship between the two nodes provided in the input.

of hyponym-hypernym, the motivation for precise choice is given in Section E. If a child node links to more than one hypernym, we count each link as a separate pair. Additionally, we incorporate definitions for child nodes from WordNet to disambiguate the sense of the input word. As definitions may not be provided for some subtasks during inference, we additionally generate definitions with ChatGPT for test sets that lack pre-defined explanations or take them from Wikidata. The prompts for such requests and the statistics of the generated definitions are presented in the Appendix A in Examples 4-5 and in Table 8. This step is highly required: the lack of definitions can significantly reduce the performance of the model.

We include the following system prompt to describe the desired output (1), the input with the definition (2), and the target (3):

- (1) [INST] «SYS» You are a helpful assistant. List all the possible words divided with a comma. Your answer should not include anything except the words divided by a comma «/SYS»
- (2) **hyponym:** tiger (large feline of forests in most of Asia having a tawny coat with black stripes) | **hypernyms:** [INST]
- (3) big cat,

3.2 Training details

We introduce two versions of our model: **TaxoLLaMA**, the model trained on the full WordNet-3.0 dataset for further community usage in lexical semantic tasks, and **TaxoLLaMA-b**, designed for the benchmark tests. For this model, we make sure

that the training set does not include any nodes from the test sets of those four tasks. The size of the training set for the first model is 44772 items, whereas the other model was fine-tuned with 36775 samples. The **TaxoLLaMA-verb** model, that we introduce in Section 5.4 trained on 7712 samples. The main finetuning procedure of **TaxoLLaMA** and **TaxoLLaMA-b** is also depicted in Figure 1.

To train in this setup, we use the LLaMA-2 model with 7 billion parameters (Touvron et al., 2023). For better computational efficiency during training and inference, we quantize the model to 4 bits and fine-tune it using a full-precision LoRA adapter (Dettmers et al., 2023). During pre-training, we used a batch size of 32 and a learning rate of $3e^{-4}$, applying a cosine annealing scheduler. Any further fine-tuning for different domains or languages was done with a batch size of 2 and a learning rate of $3e^{-4}$, without using schedulers. Other details are described in Appendix F.

3.3 Task Adaptation

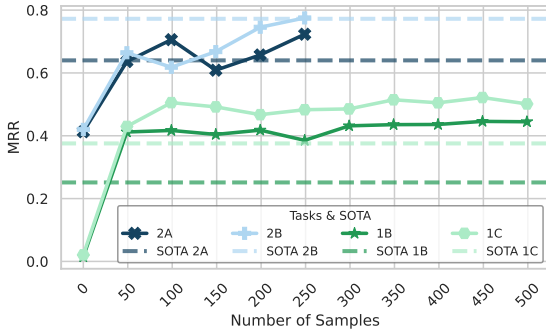
We propose two methods for adapting LLMs, fine-tuned with the WordNet instructive dataset, to downstream tasks. They are presented in Figure 2 where 2a presents four tasks we test our model on, while 2b depicts two adaptation approaches.

Generative Approach involves directly applying the same procedure as used in training. Given a hyponym, we use the model to generate a list of corresponding hypernyms. We apply this approach to the Hypernym Discovery and Taxonomy Enrichment datasets.

Ranking Approach involves evaluating the hy-

	1A: English	2A: Medical;	2B: Music
CRIM (Bernier-Colborne and Barrière, 2018)	36.10	54.64	60.93
T5 (Nikishina et al., 2023)	<u>45.22</u>	44.73	53.35
RMM (Bai et al., 2021)	39.07	54.89	74.75
Hybrid (Held and Habash, 2019)	34.07	<u>64.47</u>	<u>77.24</u>
TaxoLLaMA zero-shot	38.05	43.09	42.7
TaxoLLaMA-b zero-shot	37.66	42.2	44.36
TaxoLLaMA fine-tuned	54.39	77.32	80.6
TaxoLLaMA-b fine-tuned	51.59	73.82	78.63

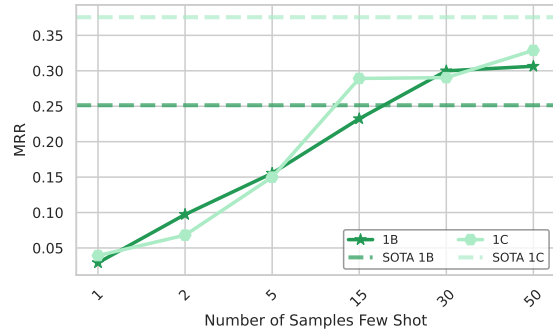
Table 1: MRR performance on Hypernym Discovery for English.



(a) Fine-tuning

	1B: Italian	1C: Spanish
300-sparsans (Berend et al., 2018)	25.14	37.56
T5 (Nikishina et al., 2023)	24.04	27.50
TaxoLLaMA zero-shot	1.95	2.21
TaxoLLaMA-b zero-shot	1.47	2.08
TaxoLLaMA fine-tuned	51.58	57.44
TaxoLLaMA-b fine-tuned	50.95	58.61

Table 2: MRR performance on Multilingual Hypernym Discovery.



(b) Few-shot learning

Figure 3: Experiments for domain and language adaptation on the Hypernym Discovery datasets.

pernymy relation using perplexity: a lower score indicates a stronger relationship. Beyond assessing this relationship, we can also evaluate the hyponymy relation by simply reversing the hypernym and hyponym positions.

We apply this approach for the Taxonomy Construction and Lexical Entailment datasets with slight modifications that will be described in the respective sections 4.3 and 4.4 in more detail.

4 Experiments

In this section, we assess the proposed methodology and the fine-tuned models, **TaxoLLaMA** and **TaxoLLaMA-b**, on four lexical semantic tasks: Hypernym Discovery, Taxonomy Enrichment, Lexical Entailment, and Taxonomy Construction. We evaluate models in a zero-shot setting and after fine-tuning on the provided train sets for each task.

4.1 Hypernym Discovery

We test our model on the Hypernym Discovery task from SemEval-2018 (Camacho-Collados et al., 2018) using our generative approach, which involves predicting a list of hypernyms for a given hyponym (see example in Figure 2a). This task features an English test set for general hypernyms and two domain-specific “Music” and “Medical” sets, and general test sets for Italian and Spanish. Performance is measured using the Mean Reciprocal Rank (MRR) metric.

4.2 Taxonomy Enrichment

Taxonomy Enrichment aims to identify the most appropriate placement for a missing node within a taxonomy. Continuing the approach of prior works (Zhang et al., 2021; Jiang et al., 2022), the goal was framed as ranking nodes from the graph based on their likelihood of being the hypernym, where successfully placing the node means ranking its correct hypernyms at the top. In our setup, we use the generative approach described in Section 3.3 and depicted in Figure 2b.

The Taxonomy Enrichment benchmark encompasses the WordNet Noun, WordNet Verb, MAGPSY, and MAG-CS datasets (Jiang et al., 2022; Shen et al., 2020). To ensure consistency, 1000 nodes from each dataset were sampled to match the test set from TaxoExpan (Shen et al., 2020). Following Jiang et al. (2022), we consider scaled MRR (Ying et al., 2018) as the main metric, which is the regular MRR multiplied by 10 and averaged over all of a node’s correct hypernyms.

4.3 Taxonomy Construction

This task aims to assemble a taxonomy given a list of nodes and a root. For this task, we employ datasets from Texeval-2 (Bordea et al., 2015) with “Eurovoc science”, “Eurovoc environment” and “WordNet food” subtasks. To gauge the model performance, we apply the F1 measure likewise in the original competition (Bordea et al., 2015).

	MAG-CS	MAG-PSY	Noun	Verb
TaxoExpan (Shen et al., 2020)	19.3	44.1	39.0	32.5
GenTaxo (Zeng et al., 2021)	23.9	46.4	28.6	42.8
TMN (Zhang et al., 2021)	24.3	53.1	36.7	35.4
TaxoEnrich (Jiang et al., 2022)	57.8	58.3	<u>44.2</u>	<u>45.2</u>
TaxoLLaMA zero-shot	7.4	7.3	n/a	n/a
TaxoLLaMA-b zero-shot	8.5	6.6	n/a	n/a
TaxoLLaMA fine-tuned	24.9	29.8	48.0	52.4
TaxoLLaMA-b fine-tuned	<u>30.2</u>	31.4	45.9	51.9

Table 3: Scaled MRR Across Tasks for Taxonomy Enrichment. Here, “n/a” stands for “not applicable”, as **TaxoLLaMA** has already seen WordNet data and its performance cannot be considered as zero-shot.

We evaluate our model with the ranking approach applied to all node pairs. Using this principle, we iteratively established a threshold below which pairs are considered to have a relationship. The threshold for the “Food” domain was set to 1.8, for “Environment” to 4.6, and for “Science” to 1.89. To further refine the graph, we eliminate cycles by deleting the edge inside a cycle with the highest perplexity. Additionally, we limit each node to a maximum of three hypernyms. For nodes associated with more than three hypernyms, only three with the lowest perplexity scores are retained.

4.4 Lexical Entailment

Lexical Entailment aims at identifying semantic relationships between phrase pairs. We utilized the ANT entailment subset (Guillou and de Vroe, 2023) (a detailed enhancement of the Levy/Holt dataset (Holt, 2019)) and Hyperlex benchmark (Vulić et al., 2017) for our experiments.

ANT dataset To evaluate the entailment relations, we utilize ratio of hypernym and hyponym ranking score, normalized via the L2 norm to represent the probability of entailment. For instance, we calculate the perplexity for “move” as a hypernym of “walk” ($PPL_{m \rightarrow w}$) and vice versa ($PPL_{w \rightarrow m}$). The ratio $\frac{PPL_{m \rightarrow w}}{PPL_{w \rightarrow m}}$ of these scores will thus indicate the model’s confidence.

HyperLex dataset Hyperlex focuses on the entailment for verbs and nouns, evaluating on a scale from 0 to 10. A score of 0 indicates no entailment, while 10 means strong entailment. The goal is to achieve the highest correlation with the gold-standard scores. For Hyperlex, we consider the ranking approach with no additional processing.

Previous methods generate embeddings and train a simple SVM on the Hyperlex training set. Fine-tuned models like RoBERTa demand substantial

	S	E	F
TexEval-2 best (Bordea et al., 2015)	31.30	30.00	<u>36.01</u>
TAXI+ (Aly et al., 2019)	41.40	30.90	34.10
Graph2Taxo pure (Shang et al., 2020)	39.00	37.00	-
Graph2Taxo best (Shang et al., 2020)	47.00	<u>40.00</u>	-
LMScorer (Jain and Espinosa Anke, 2022)	31.80	26.40	24.90
RestrictMLM (Jain and Espinosa Anke, 2022)	37.90	23.00	24.90
TaxoLLaMA	<u>44.55</u>	45.13	51.71
TaxoLLaMA-b	<u>42.36</u>	44.82	51.18

Table 4: F1 score for the Taxonomy Construction Task. “S” stand for the (S)cience dataset, “E” for the (E)nvironment dataset, and “F” stands for the (F)ood domain dataset.

computational efforts and are tailored to the Hyperlex dataset. Compared to those prior studies, our zero-shot model uses perplexities directly as the predictions without a need for training. Therefore, a direct comparison might overlook the unique methodologies and resource implications, suggesting that each approach should be evaluated within its specific context.

5 Results

This section describes the main results of generative and ranking setup experiments for all tasks.

5.1 Hypernym Discovery

The results for the English language, as shown in Table 1, indicate that both the fine-tuned **TaxoLLaMA** and **TaxoLLaMA-b** significantly outperform previous SotA results. While the zero-shot performance of our models may be lower than when fine-tuned, they still deliver comparable outcomes to previous results for general English tasks and do not fall far behind in domain-specific tasks.

Multilingual Performance For Italian and Spanish, the fine-tuned model surpasses previous SotA results. We might assume the model effectiveness in a multilingual setting, knowing that LLaMA-2 is initially multilingual and that previous finetuning was performed exclusively on English pairs. However, we observe that the zero-shot performance struggles to generate accurate hypernyms for languages other than English.

Zero-shot Performance To investigate this zero-shot underperformance, we analyzed the effects of fine-tuning on both domains and languages, as shown in Figure 3a. It’s clear that, except for task 2B, the model exceeds previous SotA results with just 50 samples for fine-tuning. Additionally, the fluctuating scores highlight the model’s sensitivity to the quality and nature of the training data.

	AUC _N	AP
GBL (Hosseini et al., 2018)	3.79	58.36
CTX (Hosseini et al., 2021)	15.44	65.66
GBL-P _{K=4}	13.91	64.71
CTX-P _{K=4}	25.86	<u>67.47</u>
TaxoLLaMA zero-shot	0.89	51.61
TaxoLLaMA-b zero-shot	2.82	54.24
TaxoLLaMA-verb zero-shot	<u>19.28</u>	69.51

Table 5: Performance on the Lexical Entailment ANT dataset

Few-shot Performance We also explored the few-shot learning approach for languages to assess the model adaptability in an in-context learning environment, as shown in Figure 3b. The model surpassed previous SotA benchmarks with a near-logarithmic pattern of improvement for the Italian language with 30 and 50 shots, yet not performing as well for Spanish. We attribute the suboptimal few-shot performance to the 4-bit quantization and its relatively small size.

5.2 Taxonomy Enrichment

The results presented in Table 3 show that **TaxoLLaMA** surpasses all previous methods on the WordNet Noun and WordNet Verb datasets but does not perform as well as the current SotA method on the more specialized MAG-CS and MAG-PSY taxonomies even after fine-tuning. We also notice that **TaxoLLaMA-b**, having less data, unexpectedly performed better on the MAG datasets. To delve deeper into the reasons behind overall underperformance, we conducted a comprehensive error analysis, detailed in Section 6.1.

5.3 Taxonomy Construction

The results in Table 4 demonstrate that applying our method directly leads to SotA performance on the “Environment” and “Food” datasets, and secures a second-place ranking for the “Science” dataset. Further analysis of the graphs generated through our modeling is provided in Section 6.2.

5.4 Lexical Entailment

The results of **TaxoLLaMA** on the Lexical Entailment datasets surpassed our expectations.

Results on the ANT Dataset From the results on the ANT dataset in Table 5, we benchmark our models against prior SotA performances. A notable finding was the significant difference in performance between **TaxoLLaMA**, which was

Setting	Model	Lexical	Random
fine-tuned	RoBERTa best (Pitarch et al., 2023)	79.4	82.8
	RoBERTa mean (Pitarch et al., 2023)	65.8	63.8
	LEAR (Vulić and Mrkšić, 2018)	54.4	69.2
zero-shot	Relative (Camacho-Collados et al., 2019)	54.3	58.4
	Pair2Vec (Joshi et al., 2019)	33.4	54.3
	GRV SI (Jameel et al., 2018)	48.3	55.4
	SeVeN (Espinosa-Anke and Schockaert, 2018)	46.9	62.7
	FastText	43.9	54.3
	TaxoLLaMA	70.2	<u>59.3</u>

Table 6: Spearman Correlation for lexical and random test subsets of Hyperlex benchmark.

trained on both nouns and verbs and **TaxoLLaMA-verb**, which focused solely on verbs.

TaxoLLaMA-verb outperformed **TaxoLLaMA** in Lexical Entailment, suggesting difficulties in processing nouns and verbs simultaneously that might impede verb learning, possibly due to quantization and LORA adapter tuning constraints. This issue seems specific to the entailment task, as it does not emerge in other tasks, such as Taxonomy Enrichment, which also includes a verb dataset. This discrepancy could stem from metrics requiring precise normalized perplexity ranking.

Table 5 shows that **TaxoLLaMA-verb** achieves SotA performance on Average Precision and is second by normalized AUC. The comparison with previous SotA results is skewed, as the best-performing models benefited from the use of additional Entailment Smoothing (McKenna et al., 2023) on top of the model. This technique has yet to be applied to our models, which might be a promising direction for future enhancements.

Results on the HyperLex Dataset Table 6 demonstrates the superiority of our model over the previous SotA in a zero-shot context for the “Lexical” subset and a second-place ranking for the “Random” subset. Contrary to the common trend where other models score higher on the random subset, our method does not follow this pattern, likely due to its independence from the training data, suggesting that the larger training size of the random subset benefits other methods more. Despite the straightforward zero-shot approach of our model, it still achieves notably high results. Future work could explore using this score as a meta-feature in task-specific models or adapting our entire model more closely to this task.

6 Error Analysis

In this section, we analyze the errors made by the **TaxoLLaMA** model, explore the reasons behind

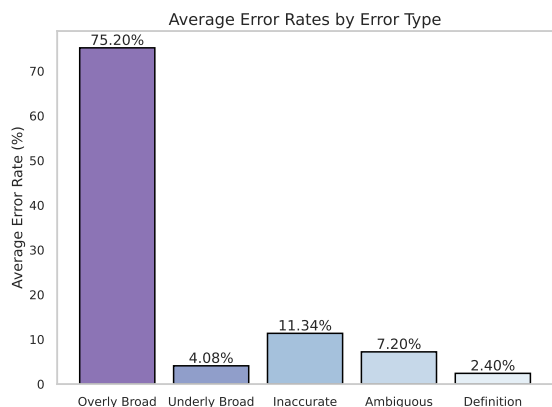


Figure 4: Average percentage of error types across Hypernym Discovery and Taxonomy Enrichment datasets.

these inaccuracies, and suggest potential strategies for mitigation of LLMs applied to taxonomies.

6.1 Hypernym Discovery and Taxonomy Enrichment

As we apply the same generative approach for both Hypernym Discovery and Taxonomy Enrichment we perform the joint error analysis. We split the process into four steps: (i) manual analysis to identify the most common errors; (ii) automatic analysis of errors using ChatGPT; (iii) comparing and merging the most common errors identified; (iv) classification of the errors using ChatGPT.

First, we took about 200 random examples from both Hypernym Discovery and Taxonomy Enrichment datasets and wrote explanations of why the model failed to generate the correct hypernym. The following five classes were identified: (i) predicted hypernyms are too broad; (ii) incorrect/irrelevant definition generated by ChatGPT; (iii) the model was unable to generate relevant candidates in the same semantic field; (iv) miscellaneous cases.

ChatGPT suggested errors, prompts, and outputs can be seen in Appendix A, in Table 9, Examples 6 and 7. We merged them into the following types:

1. **Overly Broad Predictions:** The model often generates predictions encompassing a broader concept than the true hypernym.
2. **Underly Broad Predictions:** Conversely, some predictions are too narrow and fail to capture the broader concept represented by the true hypernym.
3. **Inaccurate Predictions:** The model may predict words that are very semantically close to the true hypernym but struggles with fitting into the exact wording
4. **Conceptual Ambiguity:** The model may struggle with ambiguous input words or concepts,

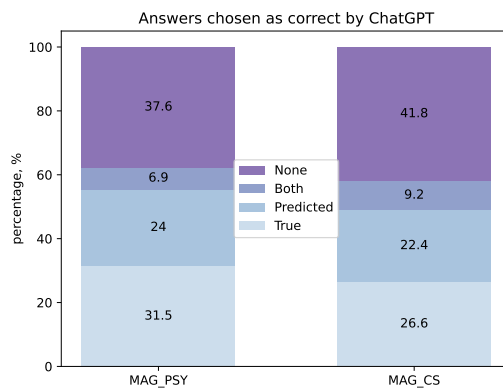


Figure 5: Automatic Evaluation of the MAG datasets with the ChatGPT model. “True” denotes the number of gold answers that ChatGPT preferred over **TaxoLLaMA** answers; “Predicted” is when ChatGPT preferred **TaxoLLaMA** output; “Both” and “None” options were also possible answers for ChatGPT.

leading to incorrect predictions.

5. **Incorrect definitions:** The model gets confused with the incorrect/inaccurate definition retrieved from external sources.

We used the prompt 8 presented in Appendix A to classify incorrectly predicted instances. The results for each task and each dataset are presented in Appendix B in Table 10 and in Figure 4 for average distribution. We also provide Table 11 with an example for each error type. The most common issue (75% of cases) is overly broad predicted concepts. It can be explained by the model adaptation to domain datasets that are richer than WordNet, like the “Music” and “Medical” domains. For Italian and Spanish, significant inaccuracies were attributed to grammatical complexities, due to the dataset limitations, linguistic intricacies, and lack of pre-training data. Similarly, MAG datasets faced issues with specificity and ambiguity, which led to lower results of **TaxoLLaMA** compared with Wordnet-based ones, as shown in Table 3.

Manual examination of MAG taxonomies revealed misaligned instances, like “olfactory toxicity in fish” being classified as a hyponym of “neuroscience”. Furthermore, we assessed the accuracy of the predicted hypernyms using ChatGPT, inspired by contemporary research (Rafailov et al., 2023). We provided the inputs, predicted nodes, and ground truth nodes to ChatGPT, asking for preference. As depicted in Figure 5, ChatGPT mostly prefers neither of the answers and ground truth hypernyms only slightly more frequently than the predicted ones. The example of the input query is presented in Appendix A in Example 9.

We also evaluated the overlap between MAG

Metric	Science	Environment	Food
Original			
# Nodes	125	261	1486
# Edges	124	261	1533
Constructed			
# Nodes	78	216	1132
# Edges	71	507	1372
# Nodes Missing	48	45	354
# Weak Components	8	5	51
# Nodes w/o original hypernym	4	5	39
# Nodes w/o path to original hypernym	29	70	308
# Nodes w/ path to original hypernym	44	140	784
Mean Distance to original hypernym	1.02	1.15	1.06

Table 7: Statistics of original graph and the constructed graph with highest F1 score. The lower part of the table corresponds to constructed graph statistics

datasets with WordNet data, discovering minimal correspondence. Only 5% of the nodes from the entire graph are present in the WordNet graph, with just 2% of edges for CS and 4% for PSY matching. For 92% of these, there is no path in the WordNet graph. Among the remaining connections, we found that 28% in CS and 10% in PSY represent cases where nodes are hypernyms of themselves. This also partially explains the low results of **TaxoLLaMA**, as MAG datasets seem to differ drastically from the data used for **TaxoLLaMA** training.

Finally, we visualized the embeddings, revealing a notable discrepancy between predictions and ground truth in the MAG subsets—a contrast not seen with WordNet. Detailed observations of this analysis are documented in Appendix C.

6.2 Taxonomy Construction

Our analysis of the predicted graphs across various domain datasets, based on statistics from Table 7, revealed consistent error patterns. Generally, the gold standard graphs feature fewer edges, except in the environment domain. The model often omits entire clusters of nodes rather than individual ones: about 30% of nodes in the graph constructed with **TaxoLLaMA** lack a path to their actual parents, indicating they reside in separate components.

Nevertheless, existing paths are nearly flawless, suggesting the model is performing either very accurately or completely off-target. The model assigns high perplexity to certain paths which are further incorrectly excluded. This tendency indicates a particular challenge with concepts that are neither too specific nor too general but fall in the middle of the taxonomy.

The nature of perplexity as a relative metric contributes to this issue, as edges may not exist as they surpass the perplexity threshold. Adjusting the

threshold introduces incorrect edges, urging us to consider alternative approaches like using LLMs as embedders, to enhance graph prediction accuracy.

6.3 Lexical Entailment

Our examination of the ANT dataset showed it has nearly 3000 test samples but only 589 unique verbs. This means that errors on one verb could be replicated throughout the dataset. However, examining the overlap with WordNet revealed only 7 verbs were found in the same form. Lemmatization increased the count to 338, but about 42% of unique verbs still were not found in WordNet. No paths for the verbs presented in WordNet were found, which might have influenced model performance on the task. Hyperlex demonstrated better statistics, with nearly half of the words being unique and 88% found in WordNet. Only 27% of pairs presented in the taxonomy, and 99% lacked a connecting path.

Perplexity-related errors showed high values for polysemous pairs (e.g., “spade is a type of card”) and low values for synonyms or paraphrases, indicating a semantic closeness but no hypernymy relation. This points to the model struggle with lexical diversity and ambiguity, emphasizing the need for disambiguation abilities in entailment tasks. Additional analysis is available in Appendix D.

7 Conclusion

In this paper, we introduce **TaxoLLaMA**— an LLM fine-tuned on WordNet-3.0, capable of solving various lexical semantic tasks via hypernym prediction. It achieved SotA results in 11 out of 16 tasks and secured the second position in four tasks. Manual and ChatGPT error analysis shows that the most errors (75%) are overly broad predicted concepts, because of overfitting on the WordNet structure and inability to adapt to the target datasets. Additional experiments also showed that definitions contribute a lot to the final scores for Taxonomy Enrichment. Partially, this might be because definitions might help to better disambiguate input words. Regarding error analysis, the most difficult datasets are MAGs, as they differ drastically from the data used for initial **TaxoLLaMA** training.

In future work, we plan to extend our research to other tasks and datasets and to enhance the fine-tuning with an additional loss function based on semantic similarity. Additionally, we will experiment with “unlearning” or selective forgetting (Chen and Yang, 2023) with the unified **TaxoLLaMA** model.

Limitations

We find the main limitation of our work as follows:

- Nowadays, dozens of large pre-trained generative models exist and we report results only on LLaMA-2. It may be that some other base models used could further push the results, however, our preliminary studies showed that LLaMA-2 showed decent performance on hypernymy prediction. Moreover, our goal was also to provide a lightweight model that could be of further research even with limited resources. Finally, the research focused on the LLM application and not on an exhaustive search of all LLM models.
- We did not test the “Ranking” approach to the Taxonomy Enrichment dataset, which would be also possible, as finding the most appropriate node for the input word could also be seen as ranking. However, this dataset required more time and resources than other datasets, and the first experiments showed lower results. Therefore, we leave these experiments for further research.
- Possible “hypernymy hallucination” may also be considered as a limitation: apart from the generalization capabilities the model may overpredict types, or even invent new words or semantic categories.
- Another specificity of our model is its possible excessive concentration on one meaning, which may result in the inability to generate a wider variety of options.
- We tried to be exhaustive, but we might not have covered all existing taxonomy-related subtasks, which we leave out of the scope of the research.

Ethical Statement

In our research, we employ advanced neural models like LLaMA-2, which have been pre-trained on a diverse corpus, including user-generated content. Although the creators of these models have endeavored to remove harmful or biased data, it is important to recognize that some biases may still persist in the model outputs.

This acknowledgment does not undermine the validity of our methods. We have designed our

techniques to be flexible, allowing them to be applied to alternative pre-trained models that have undergone more rigorous debiasing processes. To the best of our knowledge, aside from the challenge of mitigating inherent biases, our work does not raise any additional ethical concerns.

References

- Rami Aly, Shantanu Acharya, Alexander Ossa, Arne Köhn, Chris Biemann, and Alexander Panchenko. 2019. [Every child should have parents: a taxonomy refinement algorithm based on hyperbolic term embeddings](#).
- Yuhang Bai, Richong Zhang, Fanshuang Kong, Junfan Chen, and Yongyi Mao. 2021. [Hypernym discovery via a recurrent mapping model](#). In *Findings of the Association for Computational Linguistics: ACL-IJCNLP 2021*, pages 2912–2921, Online. Association for Computational Linguistics.
- Gábor Berend, Márton Makrai, and Péter Földiák. 2018. [300-sparsans at SemEval-2018 task 9: Hypernymy as interaction of sparse attributes](#). In *Proceedings of the 12th International Workshop on Semantic Evaluation*, pages 928–934, New Orleans, Louisiana. Association for Computational Linguistics.
- Gabriel Bernier-Colborne and Caroline Barrière. 2018. [CRIM at SemEval-2018 task 9: A hybrid approach to hypernym discovery](#). In *Proceedings of the 12th International Workshop on Semantic Evaluation*, pages 725–731, New Orleans, Louisiana. Association for Computational Linguistics.
- Georgeta Bordea, Paul Buitelaar, Stefano Faralli, and Roberto Navigli. 2015. [SemEval-2015 task 17: Taxonomy extraction evaluation \(TExEval\)](#). In *Proceedings of the 9th International Workshop on Semantic Evaluation (SemEval 2015)*, pages 902–910, Denver, Colorado. Association for Computational Linguistics.
- Jose Camacho-Collados, Claudio Delli Bovi, Luis Espinosa-Anke, Sergio Oramas, Tommaso Pasini, Enrico Santus, Vered Shwartz, Roberto Navigli, and Horacio Saggion. 2018. [SemEval-2018 task 9: Hypernym discovery](#). In *Proceedings of the 12th International Workshop on Semantic Evaluation*, pages 712–724, New Orleans, Louisiana. Association for Computational Linguistics.
- Jose Camacho-Collados, Luis Espinosa-Anke, Shoaib Jameel, and Steven Schockaert. 2019. [A latent variable model for learning distributional relation vectors](#). In *Proceedings of the Twenty-Eighth International Joint Conference on Artificial Intelligence, IJCAI-19*, pages 4911–4917. International Joint Conferences on Artificial Intelligence Organization.
- Jiaao Chen and Diyi Yang. 2023. [Unlearn what you want to forget: Efficient unlearning for llms](#). In

- Proceedings of the 2023 Conference on Empirical Methods in Natural Language Processing, EMNLP 2023, Singapore, December 6-10, 2023*, pages 12041–12052. Association for Computational Linguistics.
- Tim Dettmers, Artidoro Pagnoni, Ari Holtzman, and Luke Zettlemoyer. 2023. [Qlora: Efficient finetuning of quantized llms](#).
- Qingxiu Dong, Lei Li, Damai Dai, Ce Zheng, Zhiyong Wu, Baobao Chang, Xu Sun, Jingjing Xu, Lei Li, and Zhifang Sui. 2023. [A survey on in-context learning](#).
- Luis Espinosa-Anke and Steven Schockaert. 2018. [SeVeN: Augmenting word embeddings with unsupervised relation vectors](#). In *Proceedings of the 27th International Conference on Computational Linguistics*, pages 2653–2665, Santa Fe, New Mexico, USA. Association for Computational Linguistics.
- Liane Guillou and Sander Bijl de Vroe. 2023. Ant dataset.
- William Held and Nizar Habash. 2019. [The effectiveness of simple hybrid systems for hypernym discovery](#). In *Proceedings of the 57th Annual Meeting of the Association for Computational Linguistics*, pages 3362–3367, Florence, Italy. Association for Computational Linguistics.
- Xavier Holt. 2019. [Probabilistic models of relational implication](#).
- Mohammad Javad Hosseini, Nathanael Chambers, Siva Reddy, Xavier R. Holt, Shay B. Cohen, Mark Johnson, and Mark Steedman. 2018. [Learning typed entailment graphs with global soft constraints](#). *Transactions of the Association for Computational Linguistics*, 6:703–717.
- Mohammad Javad Hosseini, Shay B. Cohen, Mark Johnson, and Mark Steedman. 2021. [Open-domain contextual link prediction and its complementarity with entailment graphs](#). In *Findings of the Association for Computational Linguistics: EMNLP 2021*, pages 2790–2802, Punta Cana, Dominican Republic. Association for Computational Linguistics.
- Edward J. Hu, Yelong Shen, Phillip Wallis, Zeyuan Allen-Zhu, Yuanzhi Li, Shean Wang, Lu Wang, and Weizhu Chen. 2021. [Lora: Low-rank adaptation of large language models](#).
- Devansh Jain and Luis Espinosa Anke. 2022. [Distilling hypernymy relations from language models: On the effectiveness of zero-shot taxonomy induction](#). In *Proceedings of the 11th Joint Conference on Lexical and Computational Semantics*, pages 151–156, Seattle, Washington. Association for Computational Linguistics.
- Shoaib Jameel, Zied Bouraoui, and Steven Schockaert. 2018. [Unsupervised learning of distributional relation vectors](#). In *Proceedings of the 56th Annual Meeting of the Association for Computational Linguistics (Volume 1: Long Papers)*, pages 23–33, Melbourne, Australia. Association for Computational Linguistics.
- Minhao Jiang, Xiangchen Song, Jieyu Zhang, and Jiawei Han. 2022. [Taxoenrich: Self-supervised taxonomy completion via structure-semantic representations](#). In *Proceedings of the ACM Web Conference 2022*, pages 925–934.
- Mandar Joshi, Eunsol Choi, Omer Levy, Daniel Weld, and Luke Zettlemoyer. 2019. [pair2vec: Compositional word-pair embeddings for cross-sentence inference](#). In *Proceedings of the 2019 Conference of the North American Chapter of the Association for Computational Linguistics: Human Language Technologies, Volume 1 (Long and Short Papers)*, pages 3597–3608, Minneapolis, Minnesota. Association for Computational Linguistics.
- David Jurgens and Mohammad Taher Pilehvar. 2016. [Semeval-2016 task 14: Semantic taxonomy enrichment](#). In *Proceedings of the 10th international workshop on semantic evaluation (SemEval-2016)*, pages 1092–1102.
- Carina Kauf, Anna A Ivanova, Giulia Rambelli, Emanuele Chersoni, Jingyuan Selena She, Zawad Chowdhury, Evelina Fedorenko, and Alessandro Lenci. 2023. [Event knowledge in large language models: the gap between the impossible and the unlikely](#). *Cognitive Science*, 47(11):e13386.
- Nick McKenna, Tianyi Li, Mark Johnson, and Mark Steedman. 2023. [Smoothing entailment graphs with language models](#). In *Proceedings of the 13th International Joint Conference on Natural Language Processing and the 3rd Conference of the Asia-Pacific Chapter of the Association for Computational Linguistics (Volume 1: Long Papers)*, pages 551–563, Nusa Dua, Bali. Association for Computational Linguistics.
- George A Miller. 1998. *WordNet: An electronic lexical database*. MIT press.
- Irina Nikishina, Polina Chernomorchenko, Anastasiia Demidova, Alexander Panchenko, and Chris Bieemann. 2023. [Predicting terms in IS-a relations with pre-trained transformers](#). In *Findings of the Association for Computational Linguistics: IJCNLP-AACL 2023 (Findings)*, pages 134–148, Nusa Dua, Bali. Association for Computational Linguistics.
- Lucía Pitarch, Jordi Bernad, Lacramioara Dranca, Carlos Bobed Lisboa, and J. Gracia. 2023. [No clues good clues: out of context lexical relation classification](#). In *Annual Meeting of the Association for Computational Linguistics*.
- Rafael Rafailov, Archit Sharma, Eric Mitchell, Stefano Ermon, Christopher D. Manning, and Chelsea Finn. 2023. [Direct preference optimization: Your language model is secretly a reward model](#).
- Nils Reimers and Iryna Gurevych. 2019. [Sentence-bert: Sentence embeddings using siamese bert-networks](#).

- Franco Scarselli, Marco Gori, Ah Chung Tsoi, Markus Hagenbuchner, and Gabriele Monfardini. 2008. The graph neural network model. *IEEE transactions on neural networks*, 20(1):61–80.
- Chao Shang, Sarthak Dash, Md. Faisal Mahub Chowdhury, Nandana Mihindukulasooriya, and Alfio Gliozzo. 2020. [Taxonomy construction of unseen domains via graph-based cross-domain knowledge transfer](#). In *Proceedings of the 58th Annual Meeting of the Association for Computational Linguistics*, pages 2198–2208, Online. Association for Computational Linguistics.
- Jiaming Shen, Zhihong Shen, Chenyan Xiong, Chi Wang, Kuansan Wang, and Jiawei Han. 2020. Taxoexpan: Self-supervised taxonomy expansion with position-enhanced graph neural network. In *Proceedings of The Web Conference 2020*, pages 486–497.
- Ralf C Staudemeyer and Eric Rothstein Morris. 2019. Understanding lstm—a tutorial into long short-term memory recurrent neural networks. *arXiv preprint arXiv:1909.09586*.
- Kai Sun, Yifan Ethan Xu, Hanwen Zha, Yue Liu, and Xin Luna Dong. 2023. Head-to-tail: How knowledgeable are large language models (llm)? aka will llms replace knowledge graphs? *arXiv preprint arXiv:2308.10168*.
- Raphael Tang, Xinyu Zhang, Jimmy Lin, and Ferhan Ture. 2023. What do llamas really think? revealing preference biases in language model representations. *arXiv preprint arXiv:2311.18812*.
- Hugo Touvron, Louis Martin, Kevin Stone, Peter Albert, Amjad Almahairi, Yasmine Babaei, Nikolay Bashlykov, Soumya Batra, Prajjwal Bhargava, Shruti Bhosale, Dan Bikel, Lukas Blecher, Cristian Canton-Ferrer, Moya Chen, Guillem Cucurull, David Esiobu, Jude Fernandes, Jeremy Fu, Wenyin Fu, Brian Fuller, Cynthia Gao, Vedanuj Goswami, Naman Goyal, Anthony Hartshorn, Saghar Hosseini, Rui Hou, Hakan Inan, Marcin Kardas, Viktor Kerkez, Madian Khabsa, Isabel Kloumann, Artem Korenev, Punit Singh Koura, Marie-Anne Lachaux, Thibaut Lavril, Jenya Lee, Diana Liskovich, Yinghai Lu, Yuning Mao, Xavier Martinet, Todor Mihaylov, Pushkar Mishra, Igor Molybog, Yixin Nie, Andrew Poulton, Jeremy Reizenstein, Rashi Rungta, Kalyan Saladi, Alan Schelten, Ruan Silva, Eric Michael Smith, Ranjan Subramanian, Xiaoqing Ellen Tan, Binh Tang, Ross Taylor, Adina Williams, Jian Xiang Kuan, Puxin Xu, Zheng Yan, Iliyan Zarov, Yuchen Zhang, Angela Fan, Melanie Kambadur, Sharan Narang, Aurélien Rodriguez, Robert Stojnic, Sergey Edunov, and Thomas Scialom. 2023. [LLaMA 2: Open foundation and fine-tuned chat models](#). *CoRR*, abs/2307.09288.
- Ivan Vulić and Nikola Mrkšić. 2018. Specialising word vectors for lexical entailment. In *Proceedings of NAACL-HLT*, pages 1134–1145.
- Ivan Vulić, Daniela Gerz, Douwe Kiela, Felix Hill, and Anna Korhonen. 2017. [Hyperlex: A large-scale evaluation of graded lexical entailment](#).
- Rex Ying, Ruining He, Kaifeng Chen, Pong Eksombatchai, William L. Hamilton, and Jure Leskovec. 2018. [Graph convolutional neural networks for web-scale recommender systems](#). In *Proceedings of the 24th ACM SIGKDD International Conference on Knowledge Discovery; Data Mining, KDD '18*. ACM.
- Qingkai Zeng, Jinfeng Lin, Wenhao Yu, Jane Cleland-Huang, and Meng Jiang. 2021. Enhancing taxonomy completion with concept generation via fusing relational representations. In *Proceedings of the 27th ACM SIGKDD Conference on Knowledge Discovery & Data Mining*, pages 2104–2113.
- Jieyu Zhang, Xiangchen Song, Ying Zeng, Jiaye Chen, Jiaming Shen, Yuning Mao, and Lei Li. 2021. Taxonomy completion via triplet matching network. In *Proceedings of the AAAI Conference on Artificial Intelligence*, volume 35, pages 4662–4670.

A Using ChatGPT for Defenition Generation and Automatic Error Analysis

Here below are two different example prompts 4 and 5 for ChatGPT for definition generation. The MAG PSY and MAG CS datasets for Taxonomy Enrichment, as well as ANT and HyperLex datasets for Lexical Entailment, do not possess definitions. Therefore, we developed several prompts specifically for the two types of datasets. For the hypernym prediction we want to have definitions for one input word, whereas for Lexical Entailment we expect to generate definitions for two words simultaneously, as they might be helpful for disambiguation. Table 8 represents statistics for the generated definitions for the datasets.

(4)

Write a definition for the word/phrase in one sentence.

Example:

Word: caddle

Definition: act as a caddie and carry clubs for a player

Word: eszopiclone 3 mg

Definition:

(5)

Write a definition for Word 1 and Word 2. Each definition should be in one sentence. If a word is ambiguous, use the other word to disambiguate it.

Example:

Word 1: depression

Word 2: melancholy

Definition 1: a mental state characterized by a pessimistic sense of inadequacy and a despondent lack of activity

Definition 2: a constitutional tendency to be gloomy and depressed

Word 1: conflict

Word 2: disagreement

Dataset	Total	Generated with ChatGPT	From Wikidata
MAG PSY	23,156	12,823	10,333
MAG CS	29,484	5,714	23,770
ANT	5,933	5,933	-
HyperLex	2,307	2,307	-

Table 8: Statistics on definitions generated with ChatGPT for different tasks.

Here is an example of the input to ChatGPT to automatically detect error types for hypernym prediction (Example 6) and the model output (Example 7). Furthermore, Example 8 demonstrates an example prompt for automatic classification.

(6)

Here is the data in four columns separated with "\t":

topic: psychology input word: social construction of schizophrenia

true: psychiatry, predictions: psychosis, social, psychological, and philosophical aspects, social psychology, psych, schizophrenia, antipsychotic, psychotic, antipsychotic

topic: psychology input word: use heroin true: methadone maintenance, predictions: heroin, opium tincture, heroin, opium, tincture, heroin, opium, and morphine, man, heroin, drug addiction

...

topic: psychology input word: coordinated management of meaning true: social psychology, predictions: communication disorders, language and literacy, and social studies, language and literacy, metaphor, metonymy, and politics, metonymy, metaphor

There is a topic, input word, correct hypernym (true), and model prediction (predicted). Your task is to compare true answers and model predictions and summarize what are the main error types of the model.

(7)

To summarize the main error types of the model's predictions compared to the true hypernyms:

1. Overly Broad Predictions: The model often generates predictions that encompass a broader concept than the true hypernym.

For example:

"medication effects" was predicted with terms like "drug effects", "drug interactions", and "medication", which are broader than the true hypernym "clinical psychology" and "psychiatry."

2. Underly Broad Predictions: Conversely, some predictions are too narrow and fail to capture the broader concept represented by the true hypernym.

For example:

"schizoid personality" was predicted with terms like "personality disorders" and "personality theory," which are narrower than the true hypernym "psychosis."

3. Inclusion of Unrelated Terms: In some cases, the model includes terms in its predictions that are not directly related to the input word or true hypernym.

For example:

"pirisudanol" was predicted with terms like "dopamine receptor d1" and "dopamine receptor d2", which are unrelated to the true hypernym "psychiatry".

4. Repetition of Terms: The model occasionally repeats terms in its predictions, which might indicate redundancy or lack of diversity in its output.

For example:

"pirisudanol" was predicted with repeated terms like "piracetam" and "hydergine."

5. Inadequate Coverage of Concepts: Some input words and true hypernyms receive predictions that lack comprehensive coverage of related concepts.

For example:

"result category" was predicted with terms like "item response theory" and "qualitative research," which might not fully encapsulate the scope of the true hypernym "mathematics education."

(8)

You are a helpful linguist. Your task is to do error classification for a dataset for hypernym prediction in a general domain. Here are possible classes:

1. Overly Broad Predictions: The model often generates predictions encompassing a broader concept than the true hypernym.
2. Underly Broad Predictions: Conversely, some predictions are too narrow and fail to capture the broader concept represented by the true hypernym.
3. Inaccurate Predictions: The model may predict words that are very semantically close to the true hypernym, but struggles with fitting into the exact wording
4. Conceptual Ambiguity: The model may struggle with ambiguous (polysemantic/multivalued) input words or concepts, leading to incorrect predictions.
5. Incorrect definitions: The model gets confused with the incorrect/inaccurate definition retrieved from external sources

You will be given an input word/phrase, true hypernym, and candidate hypernyms. Please, return a Python dict of error classes {1: 1, 2: 5, 3: 1, ..., 100:3}) for all instances below:

```
id: 1, input word: parathyroid_hormone, true hypernym: hormone,
predicted: hormonal agent, hormon, hematopoietic growth factor,
growth factor of the blood, growth regulator, growth substance, growth
...
id: 100, input word: proofreader, true hypernym: printer, predicted:
reader, audience, audience member, spectator, viewer, listener,
listener-in, hearer, recipient, witness, watcher, observer
```

Here is the prompt Example 9 for ChatGPT in order to automatically evaluate **TaxoLLaMA** results, as manual analysis has shown that the gold true answers from MAG PSY and MAG CS datasets might not be of a good quality either. Therefore, ChatGPT was required to choose between the true answer from the dataset and the predicted candidate.

(9)

Here are the words in the psychological domain. Your task is to choose hypernym which is more relevant given two options.
Answer 1 / 2 / both / none

Example:
social construction of schizophrenia
option 1: psychosis
option 2: psychiatry
Answer: 2

abdominal air sac
option 1: air sac
option 2: trachea
Answer:

Error Type	Description
Overly Broad Predictions	The model often generates predictions that encompass a broader concept than the true hypernym.
Underly Broad Predictions	Some predictions are too narrow and fail to capture the broader concept represented by the true hypernym
Inclusion of Unrelated Terms	In some cases, the model includes terms in its predictions that are not directly related to the input word or true hypernym.
Repetition of Terms	The model occasionally repeats terms in its predictions, which might indicate redundancy or lack of diversity in its output.
Inadequate Coverage of Concepts	Some input words and true hypernyms receive predictions that lack comprehensive coverage of related concepts
Semantic Shift	The model might exhibit errors related to semantic shift, where the predicted terms are semantically related to the input word but do not accurately reflect the intended meaning or context.
Conceptual Ambiguity	The model may struggle with ambiguous input words or concepts, leading to predictions that lack clarity or specificity.
Domain-Specific Knowledge	Errors may arise due to a lack of domain-specific knowledge or understanding of specialized terminology.
Cultural or Contextual Bias	The model’s predictions may be influenced by cultural or contextual biases inherent in the training data. This could lead to inaccuracies, especially when dealing with topics or concepts that vary across cultures or contexts.
Incomplete Understanding of Relationships	The model may struggle to understand complex relationships between concepts, leading to inaccurate predictions.
Word Sense Disambiguation	Errors may occur due to difficulties in disambiguating between different senses of a word.
Knowledge Gap	The model’s predictions may reflect gaps in its knowledge or understanding of certain concepts, resulting in inaccurate or incomplete responses.

Table 9: 12 Error types made by **TaxoLLaMA** for hypernym prediction detected by ChatGPT.

B Error Type Analysis

This section represents the error types distribution across different datasets for hypernym prediction: Hypernym Discovery and Taxonomy Enrichment in Table 10. Moreover, in Table 11 we provide an

example for each error type that was classified by ChatGPT.

	1A: English	2A: Medical	2B: Music	1B: Italian	1C: Spanish	MAG-CS	MAG-PSY	Noun	Verb
Error 1	72.49%	93.75%	100.0%	54.69%	49.08%	66.48%	85.43%	81.45%	73.39%
Error 2	2.61%	0.00%	0.0%	10.03%	10.62%	5.40%	1.40%	4.10%	2.58%
Error 3	9.44%	1.25%	0.0%	27.83%	12.09%	13.21%	11.20%	6.05%	21.03%
Error 4	15.46%	5.00%	0.0%	7.44%	18.21%	10.94%	0.70%	6.64%	0.43%
Error 5	0.00%	0.00%	0.00%	0.00%	0.00%	3.98%	1.26%	1.76%	2.58%

Table 10: Errors Type Distribution across subset datasets for hypernym prediction: Hypernym Discovery and Taxonomy Enrichment.

Error Type	Input	True	Predicted
Overly Broad Predictions	weed	vascular plant	plant, plant life, vegetable, vegetation, vascular plant, phanerogam, green plant, green thing, plant of the class, plant of the division
Underly Broad Predictions	audio	auditory communication	signal, transmission, transmission signal, communication, communication signal, message, message signal, information, information signal, data, data signal, notification, notification signal, signaling
Inaccurate Predictions	unconventionality	unorthodoxy	unorthodoxiness, unorthodoxy, unconformity, heterodoxy, dissidence, disobedience, disloyalty, dis, disaffection, dissent, disagreement
Conceptual Ambiguity	giant red paintbrush	indian paintbrush	paintbrushrush, paint brush, larkspur, delphinium, liliaceous plant, liliid monocot, lilioid
Incorrect definitions	advance directive status	documentation	advance directive, directive, decision support system, clinical decision support system, health information technology
<i>Definition: A do-not-resuscitate order (DNR), also known as Do Not Attempt Resuscitation (DNAR), Do Not Attempt Cardiopulmonary Resuscitation (DNACPR)</i>			

Table 11: Examples for each Error type made by **TaxoLLaMA** for hypernym prediction detected by ChatGPT.

C Distribution Visualization for Taxonomy Enrichment

In this section, we delve into the distribution patterns of ground truth and model predictions within the embedding space of the SentenceBert model (Reimers and Gurevych, 2019). To achieve this, we initiated two separate model runs, each with a distinct seed, aiming to capture the model’s variability. Subsequently, we extracted the predicted candidates and the ground truth hypernyms, mapping them into the embedding space provided by SentenceBert. To facilitate a clearer visual analysis, we condensed the embedding

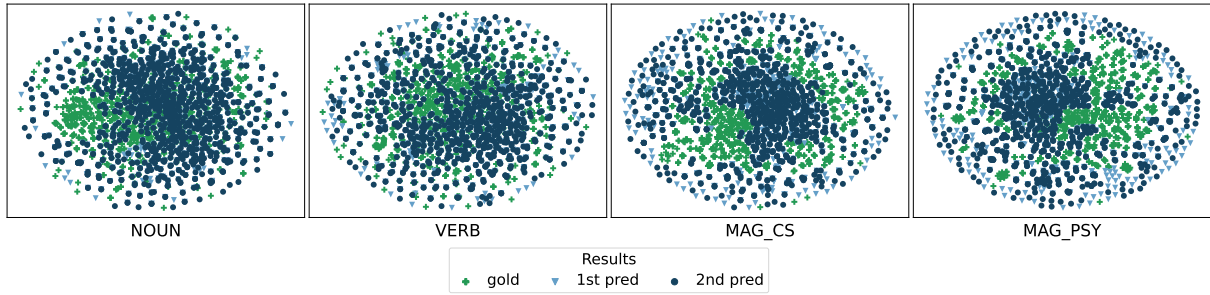


Figure 6: t-SNE plot of distributions of ground truth nodes and predicted nodes for taxonomy enrichment tasks. Each point represents a node, embedded with SentenceBert. Color represents ground truth or model predictions (we ran 2 predictions with different seeds)

dimensions to 50 using Principal Component Analysis and then applied t-SNE to project these dimensions onto two principal components for visualization.

The findings, illustrated in Figure 6, reveal a distinct pattern between WordNet and the MAG subsets (MAG_CS and MAG_PSY). WordNet displays a significant overlap between the gold standard and predictions, despite a few outliers that are presumably lower-ranked candidates. Conversely, the MAG subsets exhibit different behavior, forming two slightly overlapping clusters in the embedding space, suggesting a divergence between predictions and ground truths. Additionally, these subsets contain more outliers, indicating instances where the model may have completely missed the accurate hypernym sense. It's important to consider, however, that the SentenceBert model's representations could contribute to these discrepancies, especially for concepts that are not well-represented in its training data.

D Hyperlex Correlation Analysis

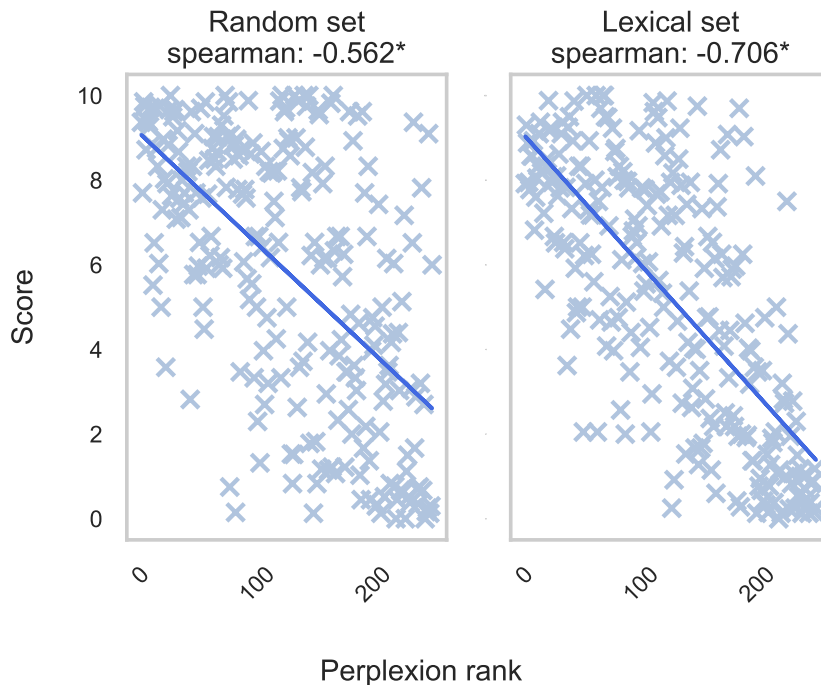


Figure 7: Correlation plot of the perplexion ranks with the annotator's score on Hyperlex test sets. The line over the dots is a trend found with linear regression. * shows that correlation has a p-value lower than $1e^{-4}$.

We also examine correlations using traditional methods for both test sets (refer to Figure 7). By overlaying the linear regression trend on the observed data points, a distinct trend emerges. However, this

trend is notably impacted by outliers, particularly within the Random set. This observation aligns with findings from taxonomy construction, highlighting the model’s challenges in accurately handling middle nodes or pairs exhibiting moderate entailment strength.

When analyzing gold scores ranging from 2 to 8, the Random set displays a lack of discernible trend, underscoring the model’s inconsistency in this area. The Lexical set shows a slightly better trend in that area. However, with both sets pairs characterized by strong entailment or minimal entailment are more accurately categorized. This distinction significantly enhances the overall correlation, which leads to a promising correlation score.

E Hypernym motivation

Inspired by recent advancements in semantic analysis, particularly the work (Nikishina et al., 2023) on hyponym prediction, our study shifts focus towards hypernym prediction for several compelling reasons. First, predicting hypernyms is crucial for tasks such as taxonomy enrichment and hypernym discovery. Second, the formulation of a loss component for hypernym prediction is more straightforward, as most entities typically have a single correct hypernym, unlike hyponyms, where multiple valid options exist. This necessitates either adjustments to the loss function or extensive dataset collection and analysis.

Furthermore, our experimentation with various prompts revealed that the most effective format is detailed in the main section. Alternate prompts, which adopted a more narrative style (e.g., “Given a hyponym ‘tiger’, the hypernym for it is”), led to the model generating paragraphs instead of concise hypernym lists. Adjustments to the system prompt failed to rectify this. Notably, appending a comma to the end of the target sequence significantly improved the model output, encouraging it to list hypernyms instead of producing narrative text.

In addressing the disambiguation challenge, we experimented with incorporating definitions or technical identifiers from WordNet into the prompts. Definitions proved more effective, likely owing to the model pre-training on textual data. Attempts to generate hypernyms with specific WordNet codes resulted in the model appending the same numerical identifier to each hypernym which also resulted in lower scores.

F Hyperparameter motivation

Our analysis revealed the model acute sensitivity to the learning rate and scheduler settings. The feasibility of employing a high learning rate in the primary study was contingent upon the use of the LORA adapter, which modulates weights without significant alterations. However, during full model fine-tuning, we faced instabilities, manifesting as either overfitting or underfitting—highlighting the necessity for further technical exploration into optimal hyperparameter configurations. Additionally, the implementation of 4-bit quantization requires careful learning rate selection, as this process notably compresses the weight distribution, demanding strategies to effectively recover the model knowledge thereafter.

In the fine-tuning process, we deliberately chose a smaller batch size to better accommodate the model to datasets, which are often limited in sample size. Contrary to our expectations, increasing the learning rate and batch size did not yield improved performance; this outcome can primarily be attributed to the reduced number of steps the model takes toward adapting to the specific domain. This strategy, however, did not apply to WordNet pre-training, where we observed differing trends.

Apart from certain instruction tuning methodologies, our approach does not involve calculating loss including on the instruction itself. Instead, loss calculation is confined solely to the target tokens.

The experiments utilized Nvidia A100 or Quadro RTX 8000 GPUs. Pre-training for **TaxoLLaMA** and **TaxoLLaMA-b** spanned 6 GPU hours, while **TaxoLLaMA-verb** required less than 1 hour. Fine-tuning for MAG subsets took 5 GPU hours, attributed to the lengthy definitions. Fine-tuning for other datasets was completed in under an hour.