

ADEdgeDrop: Adversarial Edge Dropping for Robust Graph Neural Networks

Zhaoliang Chen, Zhihao Wu, Ylli Sadikaj, Claudia Plant, Hong-Ning Dai, *Senior Member, IEEE*, Shiping Wang, *Senior Member, IEEE*, and Wenzhong Guo

Abstract—Although Graph Neural Networks (GNNs) have exhibited the powerful ability to gather graph-structured information from neighborhood nodes via various message-passing mechanisms, the performance of GNNs is limited by poor generalization and fragile robustness caused by noisy and redundant graph data. As a prominent solution, Graph Augmentation Learning (GAL) has recently received increasing attention. Among prior GAL approaches, edge-dropping methods that randomly remove edges from a graph during training are effective techniques to improve the robustness of GNNs. However, randomly dropping edges often results in bypassing critical edges, consequently weakening the effectiveness of message passing. In this paper, we propose a novel adversarial edge-dropping method (ADEdgeDrop) that leverages an adversarial edge predictor guiding the removal of edges, which can be flexibly incorporated into diverse GNN backbones. Employing an adversarial training framework, the edge predictor utilizes the line graph transformed from the original graph to estimate the edges to be dropped, which improves the interpretability of the edge-dropping method. The proposed ADEdgeDrop is optimized alternately by stochastic gradient descent and projected gradient descent. Comprehensive experiments on six graph benchmark datasets demonstrate that the proposed ADEdgeDrop outperforms state-of-the-art baselines across various GNN backbones, demonstrating improved generalization and robustness.

Index Terms—Graph convolutional network, over-smoothing, semi-supervised classification, graph representation learning.

I. INTRODUCTION

As powerful data representations, graphs can represent data items and their complex relations by nodes and edges, respectively. To depict node attributes and rich relational features of edges, diverse Graph Neural Networks (GNNs) have been proposed to extract distinctive node and edge representations [1], [2]. Representative GNN architectures include Graph Convolutional Network (GCN) [3], Graph Sample and aggreGatE (GraphSAGE) [4], Graph Attention Network

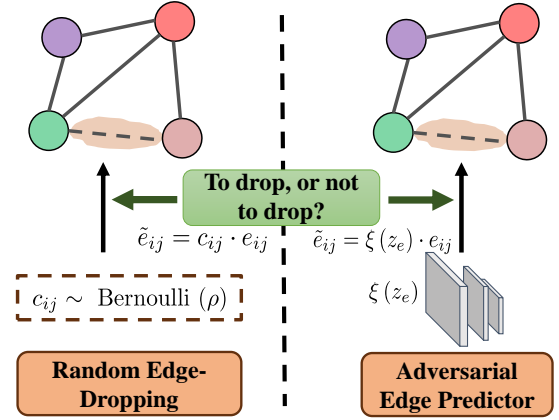


Fig. 1: Left (existing methods): random edge dropping with probability ρ . Right (our work): edge dropping by an adversarial edge predictor $\xi(\cdot)$.

(GAT) [5], Simplifying Graph Convolution (SGC) [6], etc. During network training, GNNs propagate node features as messages, which are then passed through edges and aggregated [7]. However, inefficient message passing caused by low-quality graph data with noise and redundancy often lets GNNs suffer from overfitting, poor generalization, and less robustness [8], [9], [10].

To enhance the generalization and robustness of GNN models, Graph Augmentation Learning (GAL) has emerged as a powerful technique for improving node representations through diverse data augmentation methods. Different from data augmentation in computer vision, which generates rotated or cropped images to enrich datasets, GAL focuses on learning new graph structures or updating node attributes with a diversity of strategies. One well-known GAL method is utilizing node feature perturbations with random corruption or an adversarial training process, thereby leading to more generalized and robust graph representations [11], [12]. Another popular approach in GALs is edge dropping, which removes or inhibits redundant edges in a graph during training to promote the robustness of GNNs. This process is analogous to the dropout technique used for training deep neural networks to mitigate overfitting. As the most commonly used edge-dropping method, the random edge-dropping strategy [13] removes edges with a certain probability, as illustrated in the left part of Figure 1. However, randomly dropping edges often results in the neglect of critical connections during training as indicated in [14], [15], [16]. Meanwhile, a graph may include

This work is in part supported by the National Natural Science Foundation of China under Grant U21A20472 and 62276065, and the National Key Research and Development Plan of China under Grant 2021YFB3600503. Corresponding author: Wenzhong Guo.

Zhaoliang Chen, Zhihao Wu, Shiping Wang and Wenzhong Guo are with the College of Computer and Data Science, Fuzhou University, Fuzhou 350116, China and also with the Fujian Provincial Key Laboratory of Network Computing and Intelligent Information Processing, Fuzhou University, Fuzhou 350116, China (email: chenlz23@outlook.com, zhihaowu1999@gmail.com, shipingwangphd@163.com, guowenzhong@fzu.edu.cn).

Ylli Sadikaj and Claudia Plant is with the Faculty of Computer Science and with the research network Data Science @ Uni Vienna, University of Vienna, 1090 Vienna, Austria (email: ylli.sadikaj@univie.ac.at, claudia.plant@univie.ac.at).

Hong-Ning Dai is with the Department of Computer Science, Hong Kong Baptist University, Hong Kong, China (e-mail: henrydai@hkbu.edu.hk).

noisy edges or redundant edges, which can be replaced by the integration of other multi-hop paths. Therefore, it is crucial to *remove those insignificant edges while retaining those critical edges*, thereby motivating us to design a new edge-dropping technique for GAL.

To cope with the aforementioned issues, we propose a novel edge-dropping method, namely ADversarial Edge Drop (AEdgeDrop) for arbitrary GNNs. Specifically, we design an adversarial edge predictor, which is responsible for determining whether to remove an edge according to the estimated edge embedding trained with a line graph derived from the original graph, as illustrated in the right part of Figure 1. To our best knowledge, *this is the first endeavor to design a novel supervised edge-dropping method, which leverages an adversarial edge predictor to effectively remove insignificant edges while preserving critical connections*. Compared with random edge-dropping methods, the proposed method has the following advantages. (1) *Better semantic interpretability* owing to the edge predictor that evaluates the dropping probability of each edge through the line graph (derived from the original graph), which effectively captures the relationships between the original edges. This process is supervised by the node attribute homogeneity information that evaluates the probability of correlation between two nodes. (2) *Improved robustness and generalization* owing to the adversarial training, which can alleviate the overfitting effect of the edge predictor and the downstream classifier. Different from existing methods that perform adversarial training on node features, the proposed AEdgeDrop learns a more robust graph structure by the adversarial training on edge embedding in a bottom-up manner.

In summary, the technical contributions of this paper are summarized as follows.

- We design an adversarial edge-dropping strategy tailored for arbitrary GNNs. The proposed AEdgeDrop transforms the original graph into a line graph and introduces trainable perturbations to yield robust edge predictions.
- Our proposed AEdgeDrop can be well incorporated into various GNNs. The edge predictor focuses on the corruption of certain node connections used in the downstream GNNs whose outputs in turn help to update the inputs of the edge predictor.
- To fully optimize the permutations and other trainable weights, we propose a joint training algorithm to update these parameters, where a multi-step optimization process is guided by Stochastic Gradient Descent (SGD) and Projected Gradient Descent (PGD).
- Comprehensive experiments validate that the proposed method obtains superior performance than existing methods with representative backbone GNNs on six different benchmark datasets by improving the robustness and generalization of the learned graph structure.

II. RELATED WORK

A. Graph Neural Networks

As a powerful tool for handling graph-structured data, GNNs have garnered significant attention, which played a crucial

role in graph representation learning by effectively gathering neighborhood features and propagating vital information across the graph. As a well-known example of GNNs, GCNs simplify the graph convolution operator on the non-Euclidean spaces by utilizing a truncated approximation of Chebyshev polynomials [3]. Additionally, Velickovic et al. defined a graph attention mechanism to explore the implicit assignment of neighborhood weights for each node [5]. Moreover, Hamilton et al. proposed GraphSAGE, a method that learns node embeddings by sampling and accumulating representations from local neighborhood nodes [4]. Furthermore, recent research attempts have been made to design simplified GNN variants to enhance GNN computations [6], [17], [18]. With the rapid development of GNNs, considerable studies have emphasized the significance of graph augmentation to enhance the GNN training and promote the robustness.

B. Graph Augmentation Learning

GAL aims to enhance the graph structure through data augmentation strategies, which are beneficial in addressing various robustness issues of GNNs [19]. On one hand, some endeavors have adopted adversarial training for graph representation to achieve robust node embeddings [20], [21], [22]. On the other hand, graph structure learning methods have attempted to learn richer connections from the original sparse graph to augment the training data. For example, Zhao et al. proposed the GAUG method to explore likely missing edges and remove existing edges by an edge predictor [23] though it may encounter huge computational costs, particularly when dealing with a large number of nodes. As a result, edge-dropping or node-dropping strategies on existing connections are economical approaches to mitigate computational costs since recent studies have demonstrated the promising performance of these dropping methods [24], such as DropEdge [13] and DropNode [25]. Additionally, Fang et al. devised a general message-dropping method that simultaneously considers various types of dropping strategies [26]. However, the quality of a graph is closely related to its node relationships, thereby directly influencing the performance of downstream tasks. Randomly removing edges without any criteria may have a negative impact on the graph representation, particularly if important connections are frequently eliminated during training. Hence, the key challenge of edge-dropping methods lies in identifying and removing incongruous connections rather than the essential node relationships.

III. PRELIMINARIES

A. Notations

In this paper, we define a graph as $\mathcal{G} = \{\mathcal{V}, \mathcal{E}\}$, where \mathcal{V} is the set of vertices and \mathcal{E} is the set of edges. The feature matrix and the adjacency matrix of the graph \mathcal{G} are denoted by \mathbf{X} and \mathbf{A} , respectively. Similarly, the line graph transformed from the original graph \mathcal{G} is represented as $\mathcal{G}_{lg} = \{\mathcal{V}_{lg}, \mathcal{E}_{lg}\}$, whose feature matrix and adjacency matrix are denoted by \mathbf{X}_{lg} and \mathbf{A}_{lg} , respectively. Specifically, the node attribute \mathbf{X}_{lg} of the line graph \mathcal{G} can also be defined as the edge attribute of the graph \mathcal{G} , i.e., $\mathbf{X}_{lg} = \mathbf{X}_e$. The learned node embeddings of \mathcal{G}

and \mathcal{G}_{lg} are denoted by \mathbf{Z} and \mathbf{Z}_{lg} , respectively. In particular, the p -th node in the line graph \mathcal{G}_{lg} corresponds to the p -th connective edge between node i and node j in the original graph \mathcal{G} .

In the proposed AEdgeDrop method, we define the networks of the edge predictor and the downstream GNN as $f_\omega(\cdot)$ and $f_\theta(\cdot)$, respectively. The trainable perturbation to the edge embedding is denoted by δ . With our method, we aim to learn the node embedding \mathbf{Z} through the learned incomplete graph $\tilde{\mathcal{G}}$ with the corrupted adjacency matrix $\tilde{\mathbf{A}}$. Eventually, we conduct the semi-supervised classification with the ground truth denoted by \mathbf{Y} .

B. GNN-based Edge Dropping

The message-passing mechanism for the k -th layer of GNN is defined as follows:

$$h_i^{(k+1)} = \varphi^{(k)} \left(h_i^{(k)}, \text{Agg}_{j \in \mathcal{N}(i)} \left(\phi^{(k)} \left(h_i^{(k)}, h_j^{(k)}, e_{ij} \right) \right) \right), \quad (1)$$

where $\varphi(\cdot)$ and $\phi(\cdot)$ are any differentiable networks. Herein, $h_i^{(k)}$ represents the feature representation of node i at the k -th layer, and $\mathcal{N}(i)$ indicates the set of neighboring nodes connected to node i . The message-passing procedure aggregates the feature information from neighborhood nodes via the connective edges denoted by e_{ij} . The function $\text{Agg}(\cdot)$ defines the aggregation schema and different aggregation functions corresponding to distinct GNN layers. Specifically, Eq. (1) gathers features from the neighbors of node i . Alternatively, we can simplify the GNN architecture to a single-layer representation as

$$\mathbf{Z} = f_\theta(\mathbf{X}, \mathbf{A}), \quad (2)$$

where \mathbf{X} represents the feature matrix of the graph nodes, and \mathbf{A} is the adjacency matrix encoding all neighborhood connections. The function $f_\theta(\cdot)$ is a differentiable function parameterized by the trainable parameter θ .

The edge-dropping methods aim to selectively remove connections between nodes to streamline the information aggregation process. Theoretically, these edge-dropping methods can be summarized as

$$\tilde{\mathbf{A}} = \mathbf{C} \odot \mathbf{A}, \quad (3)$$

where $\tilde{\mathbf{A}}$ is a corrupted adjacency matrix after the edge-dropping process, and \odot denotes the element-wise product operator. The matrix \mathbf{C} is a corruption matrix that determines whether an edge should be removed or not. As a simple example, we can define \mathbf{C} using a Bernoulli distribution, where each element $\mathbf{C}_{ij} \sim \text{Bernoulli}(\rho)$. This means that $\mathbf{C}_{ij} = 1$ with a probability ρ , indicating that the edge between nodes i and j should be retained, and $\mathbf{C}_{ij} = 0$ with a probability of $(1 - \rho)$ conversely.

IV. THE PROPOSED METHOD

A. Framework Overview

In this section, we elaborate on the proposed AEdgeDrop method, which tackles the following challenges:

- **Challenge 1:** How to construct an adversarial edge predictor for the edge-dropping decision with a line graph transferred from the original graph?
- **Challenge 2:** What are the training objectives for the trainable perturbation and other network parameters during the adversarial learning?
- **Challenge 3:** How to design a joint training algorithm for both edge predictor and GNN backbone, and how to update all learnable perturbation and parameters?

Figure 2 demonstrates the overall framework of the proposed AEdgeDrop, which consists of two primary modules: the general GNN responsible for the downstream tasks and the GNN-based adversarial edge predictor determining the edges to be removed at each iteration. The trainable parameters in the framework are updated by a joint training algorithm, which is instructed by PGD and SGD.

B. Robust Edge Dropping

First, we solve **Challenge 1** and elaborate on how to establish the connections between the original graph and the line graph. Also, we define the adversarial edge predictor with a trainable perturbation to instruct the edge-dropping process.

1) *Edge Predictor*: In pursuit of achieving a robust graph by the robust edge-dropping method, we first transform the initial graph into a line graph \mathcal{G}_{lg} which depicts the attributes of edges in graph \mathcal{G} and relations between them. Herein, we give the following definition of the line graph.

Definition 1. A line graph $\mathcal{G}_{lg} = \{\mathcal{V}_{lg}, \mathcal{E}_{lg}\}$ describes the relationship between edges in the original graph $\mathcal{G} = \{\mathcal{V}, \mathcal{E}\}$, i.e., the edge adjacency structure of \mathcal{G} . For an undirected graph \mathcal{G} , the vertices in the line graph \mathcal{G}_{lg} can be represented as $\mathcal{V}_{lg} = \{(i \rightarrow j) : (i, j) \in \mathcal{E}\}$. The edges in \mathcal{G}_{lg} are given by the edge adjacency matrix as follows,

$$[\mathbf{A}_{lg}]_{(i \rightarrow j), (i' \rightarrow j')} = \begin{cases} 1 & j = i', i \neq j', \\ 0 & \text{otherwise.} \end{cases} \quad (4)$$

With Definition 1, $[\mathbf{A}_{lg}]_{pq}$ describes the relationship between the p -th node and the q -th node in the line graph \mathcal{G}_{lg} , corresponding to the connections between the edges $(i \rightarrow j)$ and $(i' \rightarrow j')$ in the graph \mathcal{G} . Moreover, we have the definition of node attributes \mathbf{X}_{lg} in the line graph as follows:

Definition 2. Given a graph $\mathcal{G} = \{\mathcal{V}, \mathcal{E}\}$ with edge attributes $\mathbf{X}_e \in \mathbb{R}^{|\mathcal{E}| \times r}$, node attribute \mathbf{X}_{lg} of the line graph \mathcal{G}_{lg} is defined as

$$\mathbf{X}_{lg} = \mathbf{X}_e, \quad (5)$$

where $[\mathbf{X}_{lg}]_p = [\mathbf{X}_e]_p$ indicates the features of the p -th edge $(i \rightarrow j)$ in graph \mathcal{G} .

In contrast to conventional random edge-dropping methods, we consider a supervised edge-dropping strategy guided by an adversarial edge predictor. Consequently, the proposed model trains the edge predictor on the line graph \mathcal{G}_{lg} that depicts the features and connections of edges in the original graph \mathcal{G} . The objective of the edge predictor is to evaluate the necessity of dropping any edges. Specifically, the edge predictor aims to retain highly relevant node connections while probabilistically

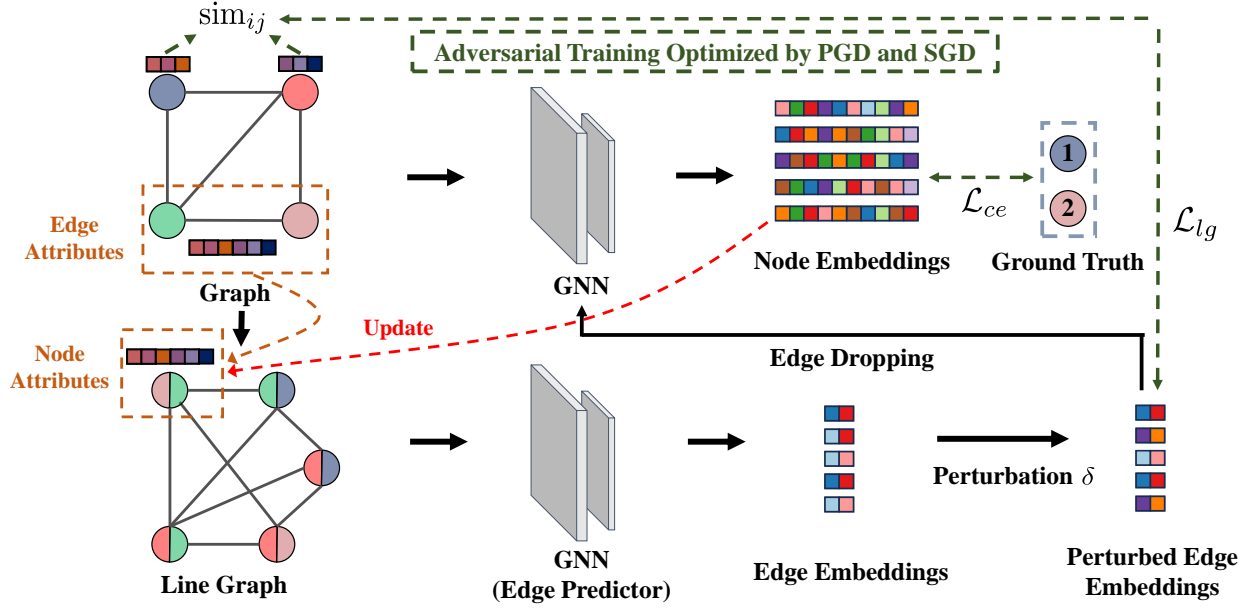


Fig. 2: The framework of the proposed ADEdgeDrop, which consists of a basic GNN related to the downstream task, and a GNN-based adversarial edge predictor for the edge-dropping process.

dropping other edges. We define the adversarial edge predictor with a perturbation as

$$\mathbf{Z}_{lg} = f_{\omega}(\mathbf{X}_{lg}, \mathbf{A}_{lg}) + \delta, \quad (6)$$

where $f_{\omega}(\cdot)$ represents any graph neural network, and $\mathbf{Z}_{lg} \in \mathbb{R}^{|\mathcal{V}_{lg}| \times 2}$ is the binary prediction of edges in \mathcal{G} . Herein, δ is a trainable perturbation, which introduces the corruption to the edge embedding for the adversarial training. Therefore, the edge mask c_{ij} for generating a robust and incomplete graph can be derived from the edge prediction, i.e.,

$$c_{ij} = \begin{cases} 1 & [\mathbf{Z}_{lg}]_{p1} \geq \mu, \\ 0 & [\mathbf{Z}_{lg}]_{p1} < \mu, \end{cases} \quad (7)$$

where $[\mathbf{Z}_{lg}]_{p1}$ denotes the probability of the p -th edge connecting nodes i and j in \mathcal{G} . The threshold hyperparameter μ is utilized to determine whether the edge between nodes i and j should be retained. With the edge mask, the corrupted adjacency matrix of \mathcal{G} can be represented by

$$\tilde{\mathbf{A}}_{ij} = c_{ij} \odot \mathbf{A}_{ij}. \quad (8)$$

Note that the edge-dropping process of the ADEdgeDrop method is not equivalent to the random dropout of edges since the perturbation δ is updated during training. This mechanism leads to an interpretable, reliable and robust edge-dropping process, thereby enabling the model to adapt and learn the optimal edge-dropping strategy.

2) *GNN with Robust Edge Dropping.*: With the corrupted adjacency matrix $\tilde{\mathbf{A}}$, the GNN-based node embeddings of graph \mathcal{G} can be learned by

$$\mathbf{Z} = f_{\theta}(\mathbf{X}, \tilde{\mathbf{A}}), \quad (9)$$

where $f_{\theta}(\cdot)$ is also arbitrary GNN with parameter θ .

In particular, we update the node attributes in line graph \mathcal{G}_{lg} (i.e., features of edges in \mathcal{G}) iteratively, as follows:

$$[\mathbf{X}_{lg}]_p^{(k+1)} = \alpha[\mathbf{X}_{lg}]_p^{(k)} + (1 - \alpha)[\hat{\mathbf{X}}_{lg}]_p^{(k)}, \quad (10)$$

where α is a trade-off hyperparameter and the node attributes of the line graph at the k -th epoch are updated from the learned GNN embeddings of the original graph. Namely,

$$[\hat{\mathbf{X}}_{lg}]_p^{(k)} = \frac{1}{2} \left(\text{CONCAT} \left([\mathbf{Z}]_i^{(k)}, [\mathbf{Z}]_j^{(k)} \right) + \text{CONCAT} \left([\mathbf{Z}]_j^{(k)}, [\mathbf{Z}]_i^{(k)} \right) \right). \quad (11)$$

Specifically, at the beginning of the training, we can initialize the node features in the line graph with a concatenation of $r(\mathbf{X}_i)$ and $r(\mathbf{X}_j)$, where $r(\cdot)$ is any dimensionality reduction methods such as PCA or a pretrained autoencoder. Subsequently, the model continuously updates \mathbf{X}_{lg} with Eqs. (10) and (11) during training. To summarize, the edge predictor decides which edge should be removed, and the basic downstream GNN improves node attributes of the line graph \mathcal{G}_{lg} , i.e., input features of the edge predictor.

3) *Adversarial Optimization Targets.*: Then, we cope with **Challenge 2** and elaborate on the targets of the network training. For the proposed framework, we need to optimize the training losses of the adversarial edge predictor and the downstream semi-supervised learning task.

First of all, the optimization target of the edge predictor can be formulated as a saddle point problem, i.e., the min-max optimization problem:

$$\min_{\omega} \mathbb{E}_{(\mathbf{X}_{lg}, \mathbf{S}) \sim \mathcal{D}} \left[\max_{\|\delta\|_p \leq \epsilon} \mathcal{L}_{lg}(f_{\omega}(\mathbf{X}_{lg}, \mathbf{A}_{lg}) + \delta, \mathbf{S}) \right], \quad (12)$$

where $\|\cdot\|_p$ denotes the ℓ_p norm, and $f_{\omega}(\cdot)$ is an arbitrary graph neural network parameterized by ω . The inner maximization problem aims to find the worst perturbation δ to the outputs

of the edge predictor (i.e., the learned edge embeddings of the original graph), and the outer minimization problem seeks the minimal training loss with the vicious noises. Consequently, we can learn a robust graph structure with removed connections during training, and utilize it for the downstream GNN model. In Eq. (12), \mathbf{S} is the estimated ground truth of the line graph, which is evaluated from the pair-wise node similarities. Thus, it acts as the supervision signal of an edge predictor, which can be formulated as

$$\mathbf{S}_{ij} = \begin{cases} 1 & \text{sim}_{ij} \geq \mu, \\ 0 & \text{sim}_{ij} < \mu, \end{cases} \quad (13)$$

where μ (the same value as that in Eq. (7)) is the threshold indicating whether an edge between nodes i and j should be retained during training, and sim_{ij} is the similarity between two attributed nodes, measured by Gaussian kernel, i.e.,

$$\text{sim}_{ij} = \exp\left(-\frac{\|\mathbf{X}_i - \mathbf{X}_j\|_2^2}{2\sigma^2}\right) \quad (14)$$

The loss function $\mathcal{L}_{lg}(\cdot)$ measures the quality of the learned edge embedding, defined as

$$\begin{aligned} \mathcal{L}_{lg}(f_{\omega}(\mathbf{X}_{lg}, \mathbf{A}_{lg}) + \delta, \mathbf{S}) = \\ -\frac{1}{\kappa} \sum_{i,j} \mathbf{S}_{ij} \log[\sigma(f_{\omega}(\mathbf{X}_{lg}, \mathbf{A}_{lg}) + \delta)]_{p1}, \end{aligned} \quad (15)$$

where $\sigma(\cdot)$ is an arbitrary activation function and κ is the number of non-zero entries in \mathbf{S}_{ij} . This equation encourages the edge predictor to retain the connections of highly-related nodes at the most and drop some potential unnecessary edges according to the node similarities in \mathcal{G} .

Eventually, for the semi-supervised node classification task, the training loss \mathcal{L}_{ce} is defined as follows:

$$\mathcal{L}_{ce}(f_{\theta}(\mathbf{X}, \tilde{\mathbf{A}}), \mathbf{Y}) = -\sum_{i \in \Omega} \sum_{j=1}^c \mathbf{Y}_{ij} \ln[f_{\theta}(\mathbf{X}, \tilde{\mathbf{A}})]_{ij}, \quad (16)$$

where \mathbf{Y} is the supervision signal and Ω is the training set.

C. Training Algorithms

We next deal with **Challenge 3** and provide the joint training strategy for the aforementioned losses. The optimization target defined in Eq. (12) can be resolved by alternating updates guided by SGD and PGD methods [27]. SGD aims to address the outer minimization target and PGD handles the inner maximization problem. Specifically, the detailed optimization steps are elaborated as follows.

Optimize δ . The PGD solution of the inner optimization problem w.r.t. the trainable perturbation δ at the k -th iteration can be approximated by

$$\begin{aligned} \delta_{t+1} = \text{proj}_{\|\delta\|_p \leq \epsilon}(\delta_t + \\ \gamma \cdot \text{sign}(\nabla_{\delta} \mathcal{L}_{lg}(f_{\omega^{(k)}}(\mathbf{X}_{lg}, \mathbf{A}_{lg}) + \delta_t, \mathbf{S}))), \end{aligned} \quad (17)$$

which should loop for η times at the k -th iteration. γ is a hyperparameter controlling the updating rate. In practical, we select $p = \infty$ for the ℓ_p norm $\|\delta\|_p$. Thus, $\text{proj}_{\|\delta\|_p \leq \epsilon}$ projects the updated δ onto the ϵ -ball in the ℓ_{∞} norm.

Algorithm 1 AEdgeDrop Training Process

Input: Graph \mathcal{G} with node features $\mathbf{X} \in \mathbb{R}^{n \times m}$ and topological adjacency matrix $\mathbf{A} \in \mathbb{R}^{n \times n}$, ground truth $\mathbf{Y} \in \mathbb{R}^{n \times c}$.

Output: Node embedding \mathbf{Z} and corrupted graph $\tilde{\mathcal{G}}$.

- 1: Initialize trainable weights θ and ω ;
- 2: Evaluate the pair-wise node similarities sim_{ij} ;
- 3: Obtain the node features \mathbf{X}_{lg} and the adjacency matrix \mathbf{A}_{lg} of the line graph \mathcal{G}_{lg} ;
- 4: **while** not converge **do**
- 5: Initialize the perturbation δ ;
- 6: **for** $t = 1, 2, \dots, \eta$ **do**
- 7: Compute the edge embedding \mathbf{Z}_{lg} with Eq. (6);
- 8: Drop edges in \mathcal{G} with Eqs. (7) and (8);
- 9: Obtain node embeddings \mathbf{Z} with GNN on the corrupted graph $\tilde{\mathcal{G}}$ with the adjacency matrix $\tilde{\mathbf{A}}$;
- 10: Update the perturbation δ with Eq. (17);
- 11: **end for**
- 12: Update trainable parameters ω with back propagation according to Eq. (18);
- 13: Update trainable parameters θ with back propagation according to Eq. (19);
- 14: Update node attributes \mathbf{X}_{lg} in \mathcal{G}_{lg} with Eq. (10);
- 15: **end while**
- 16: **return** Node embedding \mathbf{Z} and corrupted graph $\tilde{\mathcal{G}}$.

Optimize ω . The outer problem w.r.t. trainable parameter ω in the edge predictor can be optimized by SGD. Namely,

$$\omega^{(k+1)} = \omega^{(k)} - \frac{l}{\eta} \sum_{t=1}^{\eta} \nabla_{\omega} \mathcal{L}_{lg}(f_{\omega^{(k)}}(\mathbf{X}_{lg}, \mathbf{A}_{lg}) + \delta_t, \mathbf{S}), \quad (18)$$

where l is the learning rate. This equation accumulates gradients of parameters in the edge predictor during perturbation updating, and these parameters are updated after the optimization of perturbation δ has been conducted for η times.

Optimize θ . The updating rule of the trainable weight θ for the downstream GNN is defined as

$$\theta^{(k+1)} = \theta^{(k)} - l \nabla_{\theta} \mathcal{L}_{ce}(f_{\theta^{(k)}}(\mathbf{X}, \tilde{\mathbf{A}}), \mathbf{Y}). \quad (19)$$

Overall, the training process is summarized in Algorithm 1, which is conducted by the alternating updating rules based on the gradients computed by Eqs. (17), (18) and (19).

D. Complexity Analysis

Since our method is an extension of backbone GNNs, the time complexity and the memory complexity primarily depend on the architectures of the backbones. Denoting the channel number of input and output node features by m and c , respectively, the time complexities of the compared backbones in this paper are: $\mathcal{O}(|\mathcal{E}|mc)$ (GCN), $\mathcal{O}(|\mathcal{V}|mc + |\mathcal{E}|c)$ (GAT) and $\mathcal{O}(\prod_{i=1}^K \mathcal{S}_i)$ (GraphSAGE). Herein, \mathcal{S}_i denotes the neighborhood sample size in GraphSAGE, $|\mathcal{V}|$ is the number of nodes and $|\mathcal{E}|$ is the number of edges.

Although we adopt one additional GNN as an edge predictor during training, the backbone of the edge predictor is the same as the downstream GNN. Thus, the time complexity of the

TABLE I: A brief statistics of all tested graph datasets.

Datasets	# Nodes	# Edges	# Features	# Classes
Citeseer	3,327	4,552	3,703	6
Pubmed	19,717	44,324	500	3
ACM	3,025	13,128	1,870	3
Chameleon	2,277	31,371	2,325	5
UAI	3,067	28,308	4,973	19
Actor	7,600	26,659	932	5

edge predictor is generally on par with the downstream backbone. Because we transform the original graph $\mathcal{G} = \{\mathcal{V}, \mathcal{E}\}$ into a line graph $\mathcal{G}_{lg} = \{\mathcal{V}_{lg}, \mathcal{E}_{lg}\}$, the number of nodes in the line graph \mathcal{G}_{lg} is $|\mathcal{E}|$ (i.e., $|\mathcal{V}_{lg}| = |\mathcal{E}|$), and the number of edges $|\mathcal{E}_{lg}|$ in graph \mathcal{G}_{lg} is $\frac{1}{2} \sum_{i=1}^{|\mathcal{V}|} d_i^2 - |\mathcal{E}|$. Note that we organize the neighborhood information as a sparse tensor in PyTorch, which can significantly save computational resources during training.

V. EVALUATION

In this section, we conduct quantitative experiments to explore the following research questions of AEdgeDrop:

- RQ1: (Performance)** *How does the proposed model behave compared with prior GAL methods including random dropping strategies?*
- RQ2: (Robustness)** *How many edges are dropped during training, and how does the basic backbone perform with the learned incomplete graph?*
- RQ3: (Effectiveness)** *Does the adversarial training perform effectively compared with traditional training methods?*

A. Experimental Settings

1) *Datasets*: We consider six well-known graph datasets for performance evaluation: Citeseer¹, UAI³, Pubmed¹, Actor², ACM³ and Chameleon⁴. The details of the graph datasets used in this paper are listed in Table I, which includes the number of nodes, edges, features, and classes. These datasets can be divided into the following types of graphs: literature citation networks (Citeseer, Pubmed and ACM, website link networks (UAI and Chameleon) and social networks (Actor). For the semi-supervised node classification task, we follow [3] and randomly adopt 20 nodes per class for training, 500 nodes for validation, and 1,000 nodes for testing.

2) *Compared Baselines and Backbones*: In this paper, we compared the proposed AEdgeDrop with representative state-of-the-art GAL methods, including edge-dropping, node-dropping, and adversarial training approaches. Herein, we present the code links and detailed descriptions of these methods as follows:

- **DropEdge**⁵ [13] is an edge-dropping method that randomly removes edges from the input graph at each training iteration, thereby promoting the robustness of different GNN backbones.

- **DropNode**⁶ [25] randomly samples a binary mask for each node as a perturbation to neighborhood nodes, which only allows each node to aggregate information from a subset of its neighbors.
- **GAUG-O**⁷ [23] utilizes an autoencoder to effectively encode class-homophilic structure to promote intra-class edges and demote inter-class edges of the graph, which also helps to remove or add some edges in the graph.
- **FLAG**⁸ [12] iteratively augments node attributes with a gradient-based adversarial training strategy, which introduces the perturbation into the input node features.
- **DropMessage**⁹ [26] directly performs the dropping operation during the message passing mechanism, which can be regarded as a unified framework of most random dropping methods.

In addition, the details and code links of the selected GNN backbones are listed as follows:

- **GCN**¹⁰ [3] is a well-known GNN model that simplifies the traditional convolutional operation through conducting the first-order approximation of the Chebyshev polynomial.
- **GAT**¹¹ [5] is a GNN framework leveraging the attention mechanism to extract the neighborhood information with the implicit assignment of weights.
- **GraphSAGE**¹² [4] is a GNN model that explores the node features via sampling and aggregating node representations from the local neighbors of a vertex.

3) *Implemented Details and Parameter Settings*: The proposed AEdgeDrop is implemented on a PyTorch platform with the Torch Geometric package. We run all experiments in this paper on a computer with AMD R9-5900HX, RTX 3080 16G GPU, and 32G RAM.

There are four primary hyperparameters in our model, i.e., the threshold μ , trade-off parameter α , PGD iteration number η , and PGD updating rate γ . In all cases, the threshold μ ranges in $\{0.5, 0.6, \dots, 1\}$. The PGD updating rate is fixed as $\eta = 5$, and the other hyperparameters vary on different datasets. In our experiments, the values of both α and γ are selected from $\{0.1, 0.2, \dots, 1\}$. Detailed settings of these hyperparameters can be found in our codes.

B. Experimental Results

1) *Performance with Different Backbones (RQ1)*.: First, we evaluate the proposed AEdgeDrop compared with representative baselines under different GNN backbones. For all GNNs, we use a 2-layer network architecture and fix the hidden dimension as 16. The learning rates are all fixed as 0.01 and the Adam optimizer is adopted. As reported in Table II, AEdgeDrop obtains superior classification accuracy than other compared methods in most cases. For example,

⁶<https://github.com/THUDM/GRAND>

⁷<https://github.com/zhaotong/GAug>

⁸<https://github.com/devnkong/FLAG>

⁹<https://github.com/LuckyTiger123/DropMessage>

¹⁰<https://github.com/tkipf/pygcn>

¹¹<https://github.com/PetarV-/GAT>

¹²<https://github.com/williamleif/GraphSAGE>

¹<https://github.com/kimiyoung/planetoid>

²<https://github.com/CUAI/Non-Homophily-Large-Scale>

³<https://github.com/zhugeiqi/BUPT/AM-GCN>

⁴<https://github.com/benedekrozemberczki/MUSAE/>

⁵<https://github.com/DropEdge/DropEdge>

TABLE II: Performance comparison of various GAL methods for semi-supervised node classification, where the best accuracies are in bold and the second-best ones are underlined. OOT: out-of-time error.

GNN Backbones	GAL Methods	Citeseer	Pubmed	ACM	Chameleon	UAI	Actor
GCN	Original	0.707	0.782	0.884	0.477	0.466	0.232
	DropEdge [13]	0.716	0.784	0.888	0.465	0.548	0.251
	DropNode [25]	0.713	0.783	0.887	0.476	0.552	0.242
	GAUG-O [23]	<u>0.719</u>	OOT	<u>0.891</u>	0.469	0.502	0.241
	FLAG [12]	0.709	0.789	0.889	0.498	0.500	0.266
	DropMessage [26]	0.715	0.788	0.887	0.478	<u>0.556</u>	0.235
	ADEdgeDrop	0.721	0.794	0.893	0.523	0.561	0.291
GAT	Original	0.703	0.773	0.874	0.459	0.476	0.234
	DropEdge [13]	0.708	0.775	0.879	0.467	0.539	0.237
	DropNode [25]	0.705	0.772	0.881	0.469	0.535	<u>0.261</u>
	GAUG-O [23]	0.706	OOT	0.892	0.483	0.496	0.259
	FLAG [12]	0.706	<u>0.778</u>	0.876	<u>0.489</u>	0.502	0.236
	DropMessage [26]	<u>0.714</u>	0.776	0.883	0.462	<u>0.544</u>	0.251
	ADEdgeDrop	0.718	0.786	<u>0.884</u>	0.497	0.551	0.294
GraphSAGE	Original	0.691	0.768	0.884	0.463	0.384	0.243
	DropEdge [13]	0.692	0.770	<u>0.890</u>	0.472	0.474	0.268
	DropNode [25]	0.707	0.778	0.887	0.483	0.431	0.265
	GAUG-O [23]	0.728	OOT	0.888	0.413	0.442	0.249
	FLAG [12]	0.698	0.777	0.885	0.498	0.481	0.245
	DropMessage [26]	0.710	<u>0.779</u>	0.887	<u>0.501</u>	0.489	0.251
	ADEdgeDrop	<u>0.711</u>	0.783	0.895	0.507	<u>0.484</u>	0.277

ADEdgeDrop achieves 8.47% and 2.54% improvements over the 2nd best methods on Actor and Chameleon datasets, respectively. GAUG-O which applies an edge predictor also displays competitive performance compared with other GAL methods. Nevertheless, it is time-consuming when addressing dense graphs with more edges, and even can not obtain the results in an acceptable time on Pubmed dataset. These observations indicate that ADEdgeDrop has a positive impact on robust representation learning compared with other state-of-the-art GAL methods, especially for random dropping methods.

2) *Edge Attack (RQ2).*: In pursuit of testing the robustness of GNNs with the proposed method, we further conduct experiments on graphs with randomly added and removed edges. In detail, we randomly remove or add 5% to 40% edges of the original graphs as attacks while ensuring that the new corrupted graphs are still undirected graphs. We run each method 5 times and record the average performance of all compared methods. Note that GAUG-O is not able to cope with the Pubmed dataset in an acceptable time owing to the high time complexity. Figures 3 and 4 show the GCN classification performance with different GAL strategies when encountering distinct types of edge attacks with varied extents. The experimental results indicate that ADEdgeDrop succeeds in alleviating the performance decline caused by edge attacks. Generally, the edge addition is challenging to all GAL methods and it causes significant performance decline. This may owe to the disrupted correspondence information between nodes by the newly added edges, while deleted edges have less influence since they can often be replaced by other multi-hop connections. In most cases, ADEdgeDrop achieves competitive accuracy when the graphs are corrupted, demonstrating the effectiveness and robustness of our method when encountering

TABLE III: Percentage of deleted edges and GCN classification accuracy with incomplete graphs generated by the Random Dropping (RD) and ADEdgeDrop strategies.

Datasets	Edge Deletion %	RD	ADEdgeDrop
Citeseer	32.03%	0.677	0.690
Pubmed	1.44%	0.785	0.787
ACM	14.97%	0.878	0.885
Chameleon	24.95%	0.471	0.485

edge attacks.

3) *Training with Retained Edges (RQ2).*: Because the proposed approach tends to preserve critical connections during training, we further evaluate GCN with randomly removed edges and the retained edges that are stored in the optimal training iteration of ADEdgeDrop. Specifically, we train a new basic GCN with an incomplete graph learned by ADEdgeDrop. We also generate another incomplete graph by randomly removing the same number of edges. As reported in Table III, the percentage of deleted edges varies on distinct datasets because the optimal numbers of removed edges learned by ADEdgeDrop differ. It is noted that the experimental results reported in Table III sometimes are not as high as those in Table II. This is because we only use an incomplete graph for training in this experiment while results reported in Table II utilize a complete graph for testing and only remove some edges when training and optimizing parameters. Compared with results in Table II, GCN with the incomplete graph generated by ADEdgeDrop sometimes even outperforms GCN with the complete graph, e.g., on ACM and Chameleon datasets. This indicates that the learned graph may have higher quality than the original graph by removing some noisy edges. The quantitative results reveal that the model training with graphs learned by ADEdgeDrop gains superior accuracy than that

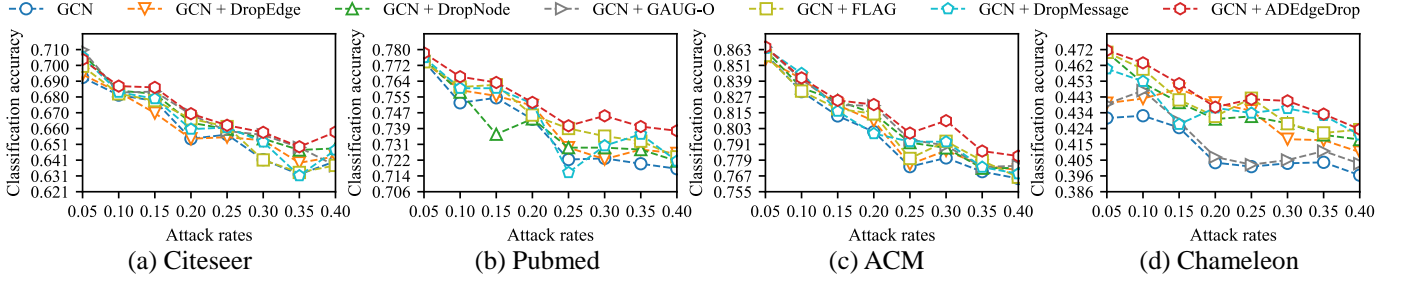


Fig. 3: GCN classification accuracy of different GAL methods with varying rates of addition edge attacks.

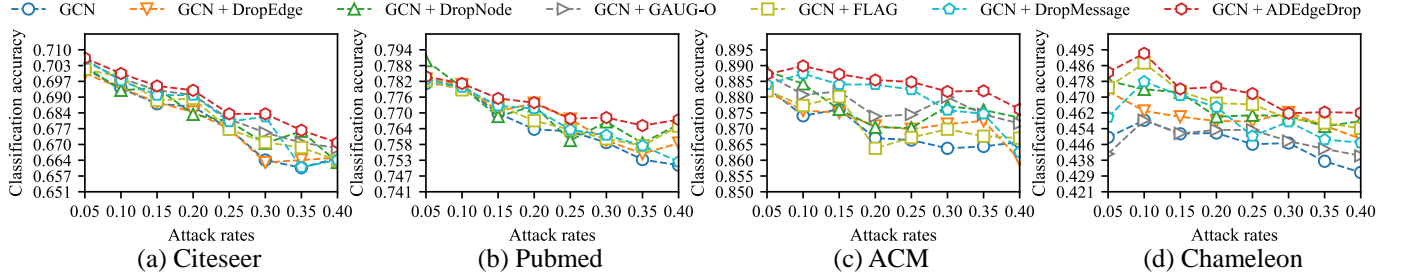


Fig. 4: GCN classification accuracy of different GAL methods with varying rates of deletion edge attacks.

with randomly deleted edges, which validates the feasibility of the incomplete graph learned by the proposed method.

4) *Ablation Study and Effectiveness (RQ3).*: We next perform the ablation study to validate the effectiveness of the node similarity supervision, i.e., the effectiveness of the adversarial optimization target defined in Eq. (12). In light of this objective, we construct a simple edge predictor, which directly minimizes the training target \mathcal{L}_{lg} defined in Eq. (15). Note that DropEdge in Table II can be regarded as a baseline without the edge predictor. Table IV reports the results of the ablation study, which reveals that ADEdgeDrop gains higher performance compared with that without the adversarial training. The experimental observation points out that the node attribute similarities are important to the proposed strategy, and the adversarial optimization objective has the ability to utilize node affinity information to explore more reasonable edge-dropping schema.

5) *Impact of Threshold μ .*: We next conduct the experiments to investigate the influence of the threshold μ , which determines the number of removed edges during training. We have the following observation from experimental results as demonstrated in Figure 5. First of all, we can find that more edges are deleted as the threshold μ increases. Note that $\mu = 1$ does not necessarily mean that all edges have been removed due to the perturbation added to the output of the edge predictor. Second, on most datasets, the optimal accuracy is achieved when $\mu > 0.5$, indicating that a suitable deletion rate of edges is beneficial to the node representation learning. On most datasets, it is significant that the accuracy tends to rise with the decreased number of edges until GNN reaches the highest accuracy. After that, the classification accuracy begins to fluctuate and dwindle, due to the excessive removal of edges in the graph. This indicates that the remaining neighbor information is insufficient to achieve satisfactory performance. On the UAI dataset, we obtain the best classification result

TABLE IV: Ablation study of ADEdgeDrop with GCN as the backbone. ADEdgeDrop w/o AT: ADEdgeDrop without the Adversarial Training.

Datasets	ADeEdgeDrop w/o AT	ADeEdgeDrop
Citeseer	0.708	0.721
Pubmed	0.791	0.794
ACM	0.886	0.893
Chameleon	0.504	0.523

when $\mu = 1$, revealing that there exist a large number of redundant or noisy edges in this dataset. In conclusion, it is critical to set a suitable threshold μ in different datasets, similar to the dropout rate of random dropping methods.

6) *Convergence Analysis.*: We investigate the experimental convergence, as shown in Figure 6, which plots the curves of training losses and validation accuracy. Owing to the perturbation added to the edge embedding, the graph structure constantly changes during training, thereby resulting in the fluctuation of training losses. Nevertheless, the optimization algorithm of the model can lead to an overall decrease in objective losses and reach rough convergence. The accuracy of the validation set also tends to achieve overall convergence with fluctuations. These observations verify that the proposed multi-step training strategy of ADEdgeDrop can successfully minimize the training objectives.

VI. CONCLUSION

In this paper, we proposed a novel edge-dropping strategy named ADEdgeDrop, which integrates the downstream GNNs with an adversarial edge predictor supervising the edge-dropping procedure in contrast to conventional random edge-dropping methods. We optimized the edge predictor by formulating a saddle point problem to seek the most vicious perturbations so that robust optimizations of both the edge

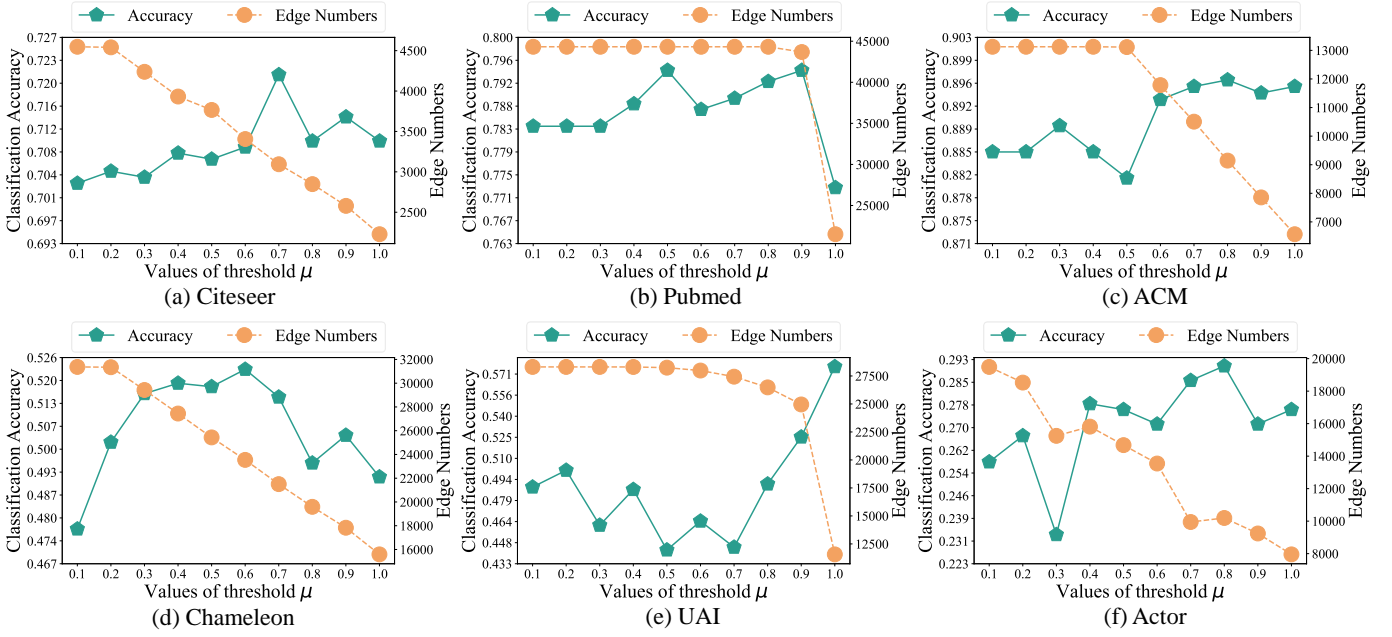


Fig. 5: Impact (test accuracy and edge numbers of the learned graph $\tilde{\mathcal{G}}$) of the threshold μ controlling the edge-dropping rate.

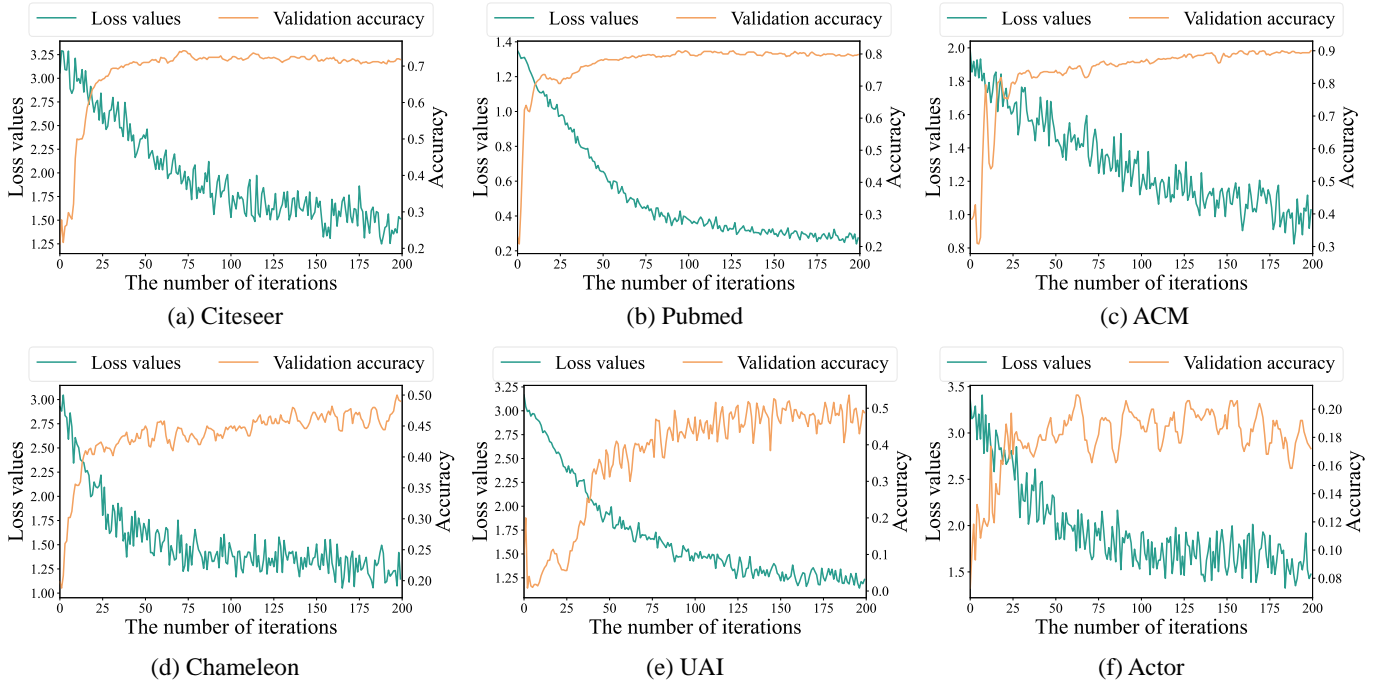


Fig. 6: Curves of training losses and validation classification accuracy on tested graph datasets.

predictor and the basic GNNs can be achieved. We guided training algorithms of perturbations and other weights by PGD and SGD to guarantee the full optimization of all trainable variables. Comprehensive experiments on six benchmark datasets demonstrated that the proposed approach outperformed the other state-of-the-art GAL baselines. Moreover, ADEdgeDrop succeeded in improving the robustness of GNNs under different types of edge attacks. In future work, we will further investigate robust GAL methods with the simultaneous addition and removal of edges.

REFERENCES

- [1] K. Guo, K. Zhou, X. Hu, Y. Li, Y. Chang, and X. Wang, "Orthogonal graph neural networks," in *Proceedings of the 36th AAAI Conference on Artificial Intelligence*, pp. 3996–4004, 2022.
- [2] Z. Chen, Z. Wu, S. Wang, and W. Guo, "Dual low-rank graph autoencoder for semantic and topological networks," in *Proceedings of the 37th AAAI Conference on Artificial Intelligence*, vol. 37, pp. 4191–4198, 2023.
- [3] T. N. Kipf and M. Welling, "Semi-supervised classification with graph convolutional networks," in *Proceedings of the 5th International Conference on Learning Representations*, 2017.
- [4] W. L. Hamilton, Z. Ying, and J. Leskovec, "Inductive representation

- learning on large graphs,” in *Advances in Neural Information Processing Systems*, vol. 30, pp. 1024–1034, 2017.
- [5] P. Velickovic, G. Cucurull, A. Casanova, A. Romero, P. Liò, and Y. Bengio, “Graph attention networks,” in *Proceedings of the 6th International Conference on Learning Representations*, 2018.
 - [6] F. Wu, A. H. S. Jr., T. Zhang, C. Fifty, T. Yu, and K. Q. Weinberger, “Simplifying graph convolutional networks,” in *Proceedings of the 36th International Conference on Machine Learning*, vol. 97, pp. 6861–6871, 2019.
 - [7] L. Yang, C. Chen, W. Li, B. Niu, J. Gu, C. Wang, D. He, Y. Guo, and X. Cao, “Self-supervised graph neural networks via diverse and interactive message passing,” in *Proceedings of the 36th AAAI Conference on Artificial Intelligence*, pp. 4327–4336, 2022.
 - [8] C. Mao and Y. Luo, “Improving graph representation learning with distribution preserving,” in *Proceedings of IEEE International Conference on Data Mining*, pp. 1095–1100, 2022.
 - [9] K. Ding, Z. Xu, H. Tong, and H. Liu, “Data augmentation for deep graph learning: A survey,” *ACM SIGKDD Explorations Newsletter*, vol. 24, no. 2, pp. 61–77, 2022.
 - [10] D. Chen, Y. Lin, W. Li, P. Li, J. Zhou, and X. Sun, “Measuring and relieving the over-smoothing problem for graph neural networks from the topological view,” in *Proceedings of the 34th AAAI Conference on Artificial Intelligence*, vol. 34, pp. 3438–3445, 2020.
 - [11] S. Suresh, P. Li, C. Hao, and J. Neville, “Adversarial graph augmentation to improve graph contrastive learning,” in *Advances in Neural Information Processing Systems*, pp. 15920–15933, 2021.
 - [12] K. Kong, G. Li, M. Ding, Z. Wu, C. Zhu, B. Ghanem, G. Taylor, and T. Goldstein, “Robust optimization as data augmentation for large-scale graphs,” in *Proceedings of the IEEE/CVF Conference on Computer Vision and Pattern Recognition*, pp. 60–69, 2022.
 - [13] Y. Rong, W. Huang, T. Xu, and J. Huang, “Dropedge: Towards deep graph convolutional networks on node classification,” in *Proceedings of the 8th International Conference on Learning Representations*, 2020.
 - [14] Y. Zhu, Y. Xu, F. Yu, Q. Liu, S. Wu, and L. Wang, “Graph contrastive learning with adaptive augmentation,” in *Proceedings of the Web Conference 2021*, pp. 2069–2080, 2021.
 - [15] M. S. Schlichtkrull, N. D. Cao, and I. Titov, “Interpreting graph neural networks for NLP with differentiable edge masking,” in *Proceedings of the 9th International Conference on Learning Representations*, 2021.
 - [16] H. Yuan, H. Yu, S. Gui, and S. Ji, “Explainability in graph neural networks: A taxonomic survey,” *IEEE Transactions on Pattern Analysis and Machine Intelligence*, vol. 45, no. 5, pp. 5782–5799, 2023.
 - [17] H. Zhu and P. Koniusz, “Simple spectral graph convolution,” in *Proceedings of the 9th International Conference on Learning Representations*, 2021.
 - [18] S. Peng, K. Sugiyama, and T. Mine, “Svd-gcn: A simplified graph convolution paradigm for recommendation,” in *Proceedings of the 31st ACM International Conference on Information and Knowledge Management*, pp. 1625–1634, 2022.
 - [19] S. Yu, H. Huang, M. N. Dao, and F. Xia, “Graph augmentation learning,” in *Companion of the Web Conference 2022*, pp. 1063–1072, 2022.
 - [20] W. Jin, Y. Ma, X. Liu, X. Tang, S. Wang, and J. Tang, “Graph structure learning for robust graph neural networks,” in *Proceedings of the 26th ACM SIGKDD International Conference on Knowledge Discovery and Data Mining*, pp. 66–74, 2020.
 - [21] K. Kong, G. Li, M. Ding, Z. Wu, C. Zhu, B. Ghanem, G. Taylor, and T. Goldstein, “Robust optimization as data augmentation for large-scale graphs,” in *Proceedings of the IEEE/CVF Conference on Computer Vision and Pattern Recognition*, pp. 60–69, 2022.
 - [22] Z. Xu, B. Du, and H. Tong, “Graph sanitation with application to node classification,” in *Proceedings of the ACM Web Conference 2022*, pp. 1136–1147, 2022.
 - [23] T. Zhao, Y. Liu, L. Neves, O. J. Woodford, M. Jiang, and N. Shah, “Data augmentation for graph neural networks,” in *Proceedings of the 35th AAAI Conference on Artificial Intelligence*, pp. 11015–11023, 2021.
 - [24] D. Luo, W. Cheng, W. Yu, B. Zong, J. Ni, H. Chen, and X. Zhang, “Learning to drop: Robust graph neural network via topological denoising,” in *Proceedings of the 14th ACM International Conference on Web Search and Data Mining*, pp. 779–787, 2021.
 - [25] W. Feng, J. Zhang, Y. Dong, Y. Han, H. Luan, Q. Xu, Q. Yang, E. Kharlamov, and J. Tang, “Graph random neural networks for semi-supervised learning on graphs,” in *Advances in Neural Information Processing Systems*, vol. 33, pp. 22092–22103, 2020.
 - [26] T. Fang, Z. Xiao, C. Wang, J. Xu, X. Yang, and Y. Yang, “Dropmessage: Unifying random dropping for graph neural networks,” in *Proceedings of the 37th AAAI Conference on Artificial Intelligence*, vol. 37, pp. 4267–4275, 2023.
 - [27] A. Madry, A. Makelov, L. Schmidt, D. Tsipras, and A. Vladu, “Towards deep learning models resistant to adversarial attacks,” in *Proceedings of the 6th International Conference on Learning Representations*, 2018.