

Design: A Pipeline for Controllable Design Template Generation

Haohan Weng^{1*}, Danqing Huang², Yu Qiao³, Zheng Hu^{3*},
Chin-Yew Lin², Tong Zhang¹, C. L. Philip Chen¹

¹South China University of Technology, ²Microsoft, ³Central South University

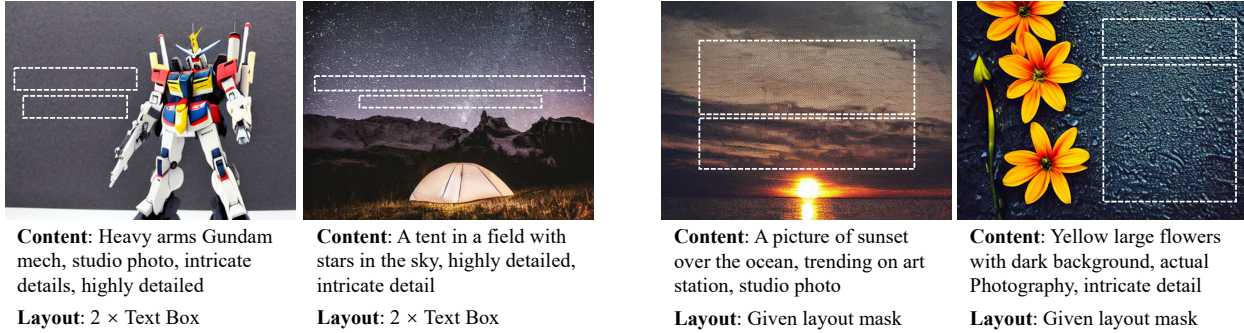


Figure 1. Design templates (background image and layout elements) generated by *Design* with in-the-wild prompts and layout specification. Our proposed pipeline flexibly supports synthesizing the templates from scratch (1st and 2nd columns) or conditioned on a fixed layout (3rd and 4th columns).

Abstract

Templates serve as a good starting point to implement a design (e.g., banner, slide) but it takes great effort from designers to manually create. In this paper, we present *Design*, an automatic template creation pipeline which generates background images as well as harmonious layout elements over the background. Different from natural images, a background image should preserve enough non-salient space for the overlaying layout elements. To equip existing advanced diffusion-based models with stronger spatial control, we propose two simple but effective techniques to constrain the saliency distribution and reduce the attention weight in desired regions during the background generation process. Then conditioned on the background, we synthesize the layout with a Transformer-based autoregressive generator. To achieve a more harmonious composition, we propose an iterative inference strategy to adjust the synthesized background and layout in multiple rounds. We constructed a design dataset with more than 40k advertisement banners to verify our approach. Extensive experiments demonstrate that the proposed pipeline generates high-quality templates comparable to human designers. More than a single-page design, we further show an application of presentation generation that outputs a set of

theme-consistent slides. The data and code are available at <https://whaohan.github.io/design>.

1. Introduction

Design templates are predefined graphics that serve as good starting points for users to create and edit a design (e.g., banners and slides). For designers, the template creation process typically consists of collecting theme-relevant background images, experimenting with different layout variations, and iteratively refining them to achieve a harmonious composition. Previous works [5, 63, 73] mainly focus on layout generation conditioned on a given background image and have achieved promising results, but it still remains unexplored to accelerate the handcrafted background creation and the laborious refinement of the background and layout composition. In this paper, we make an initial attempt to establish an automatic pipeline *Design* for design template generation as shown in Figure 1. *Design* is decomposed into two main components, background generation and layout generation respectively, whose working flow is demonstrated in Figure 2.

Generating an appropriate background is the first step toward successful design creation. Different from natural images, a well-chosen background should contain the context of a design (e.g., theme-related visual content) while

*Work done during internship at Microsoft Research Asia.

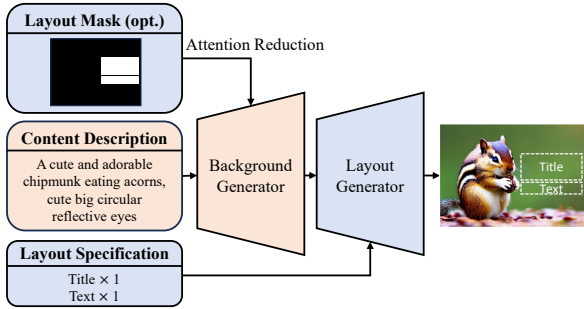


Figure 2. **The process of design template generation.** Design first synthesizes the background using a text description. Layout mask is an optional condition to specify regions that should be preserved with non-salient space. Layout is then generated given the background and the specification (type and quantity of layout elements).

leaving necessary non-salient space for overlaying layout elements. It is non-trivial for current state-of-the-art text-to-image (T2I) diffusion models [20] to satisfy the above requirements, as they are limited in spatial control for preserving desired space in images with only textual description input. To generate the background, we propose two simple techniques for stronger spatial control, namely salient attention constraint and attention reduction. In our early experiments, we observed that salient objects in the synthesized images are highly correlated with the cross-attention map activation. Therefore, we extend current T2I models with an additional spatial constraint to restrict the attention activation. Specifically, the cross-attention is constrained to approximate the saliency distribution detected from the background during the learning process. Furthermore, we propose a training-free strategy by reducing the attention weights in corresponding regions given the user-specified mask. We will show in our experiments that the enhanced T2I generator can effectively produce high-quality images that can be used as backgrounds.

Given the synthesized background, we implement a simple and efficient baseline to generate the subsequent layout. To achieve a harmonious composition between background and layout elements, we propose an iterative inference strategy to further collaborate the background generator with the layout generator. In particular, the salient density in the corresponding layout element region (layout mask in Figure 2) can be lowered by attention reduction to re-generate the background, and the layout can be further refined based on the adjusted background. Such iterations between backgrounds and layouts can be performed multiple times to improve visual accessibility in the final design.

To train and evaluate the proposed pipeline, we construct a dataset of more than 40k banners with rich design information from online shopping websites. For evaluation, we quantitatively measure the background image quality

in terms of cleanliness (saliency density), aesthetics (FID), and text-background relevancy (CLIP score). We also evaluate the synthesized layouts with commonly-used metrics such as alignment and overlap, as well as the occlusion rate between layouts and background saliency map to indicate the harmony composition degree. Experiment results show that the proposed method significantly outperforms existing methods. Finally, we show an application of presentation generation to demonstrate that our pipeline can not only generate single-page design, but can also output a series of theme-relevant slide pages.

Our main contributions can be summarized as follows:

- We make an initial attempt to automate the template creation process with the proposed *Desigen* and establish comprehensive evaluation metrics. Moreover, we construct a dataset of advertisement banners with rich design metadata.
- We extend current T2I models with saliency constraints to preserve space in the backgrounds, and introduce attention reduction to control the desired non-salient region.
- To achieve a more harmonious composition of background and layout elements, an iterative refinement strategy is proposed to adjust the synthesized templates.
- We further present an application of *Desigen*: presentation generation that outputs a set of theme-consistent slides, showing its great potential for design creation.

2. Related Work

2.1. Text-to-image Generation

Early methods [51, 62, 69–71] for T2I generation are based on GANs [13, 27, 28, 72]. Recently, the rapid rise of autoregressive architecture [11, 68] and diffusion models [8, 20, 29, 45, 56] has shown great theoretical potentials to learn a good image distribution. Some diffusion-based T2I models [4, 50, 52, 54] are successfully boosted to a larger scale and achieve remarkable performance in synthesizing high-quality images. Except for building generative models with high capability, some works [3, 6, 31] try to edit the synthesized images with frozen pre-trained models, while other methods [12, 53] finetune the pre-trained models to generate domain-specific content.

The above methods mainly focus on generic text-to-image generation. Meanwhile, spatial control is also essential for generating desirable images. Most previous works [9, 11, 39, 52, 66, 67] encode the spatial constraints via an extra condition module, which introduces additional model parameters and requires well-designed training strategy. Diffusion-based editing methods like prompt-to-prompt [18], Diffedit [7], and paint-with-words [4] discover that the cross-attention weights produced by Unet are highly relevant with corresponding text tokens, thus synthesized images can be edited with simple attention mask

heuristics. In this paper, we investigate the correlation between the cross-attention weights and the background image saliency map [1, 42]. We propose two techniques of attention map manipulation in both the training and inference phases to generate appropriate backgrounds.

2.2. Graphic Layout Generation

Graphic design intelligence [24] aims to expedite design process with AI techniques [10, 16, 23, 35, 55, 61, 75]. Layout generation is one important direction where previous works [26, 33, 37, 38, 46, 60, 65] mainly focus on a simplified setting which only considers the type and position of layout elements. Most of the methods [2, 14, 15, 25, 30, 32, 41, 64] flatten the elements and generate with the Transformer architecture as sequence prediction. Although promising results have been achieved by the above methods, content-aware layout generation (e.g., to consider the backgrounds) is more useful and closer to real-world scenarios. ContentGAN [73] first incorporates visual content features and utilizes GAN to generate layouts. CanvasVAE [63] learns the document representation by a structured, multi-modal set of canvas and element attributes. Following works improve the layout quality with heuristic-based modules [34, 57], auto-regressive decoders [5, 59, 74] or GAN-based methods [21, 22]. Furthermore, Autoposter [40] and RADM [36] incorporate additional text context for more appropriate layouts. These works only concentrate on the layout generation stage, while our paper provides an iterative strategy to refine both backgrounds and layouts with a simple but effective layout generator.

3. Web-design

To the best of our knowledge, there is no current available design dataset with backgrounds, layout metadata, and corresponding text descriptions. To alleviate the data issue, we construct a new design dataset *Web-design* containing 40k online advertising banners with careful filtering.

Collection. We crawl home pages from online shopping websites and extract the banner sections, which are mainly served for advertisement purposes with well-designed backgrounds and layouts. The collected banners contain background images, layout element information (i.e., type and position), and corresponding product descriptions. Background images are directly downloaded from the websites while layout elements and content descriptions can be parsed from the webpage attributes.

Filtering. While most of the banners are well-designed, we observe that some of them lack visual accessibility where the background salient objects and layout elements are highly overlapped. To improve the dataset quality, we filter the collected banners with two criteria: (1) **background salient ratio** (sum of saliency map over total image resolution). We obtain the saliency maps of background images

via the ensemble of two popular saliency detection models (Basnet [47] and U2Net [48]). We only select images with a salient ratio between 0.05 and 0.30 since a large ratio indicates dense objects in the background, while a low ratio below 0.05 is mainly due to detection failure; (2) **occlusion rate** (overlapping degree between background salient objects and layout elements). Banners with an occlusion rate of less than 0.3 are selected, which contributes to a harmonious background and layout composition.

4. Method

This section first introduces the background generator with the proposed salient attention constraint and attention reduction control. Then, we present the background-aware layout generator and the iterative inference strategy.

4.1. Text-to-image Diffusion Models

Recent diffusion-based T2I models [50, 52, 54] have achieved remarkable performance in generating images based on arbitrary text prompts. Diffusion model [20] is a probabilistic model that learns the data distribution $p(x)$ by iterative denoising from a normal distribution. For every timestep t , it predicts the corresponding noise by a denoising autoencoder $\epsilon_\theta(x_t, t); t = 1, 2, \dots, T$, where x_t is the denoising variable at timestep t . The common objective for diffusion model L_d is to minimize the distance between predicted noise and normal distribution noise added on input x :

$$L_d = \mathbb{E}_{x, \epsilon \sim \mathcal{N}(0, 1), t} \left[\|\epsilon - \epsilon_\theta(x_t, t)\|_2^2 \right] \quad (1)$$

Challenges. Despite the great capability of large T2I diffusion models, it is difficult to directly apply these models to generate appropriate design backgrounds. They can generate high-quality images but usually are not fit as backgrounds with little space left for placing layout elements. The spatial control is limited with only textual description (e.g., *"leave empty space on the right"*). Moreover, when the background and the layout are generated in a subsequent order, the synthesized image cannot be refined once generated, which prevents further optimization for a more harmonious design composition. Therefore, it still remains unexplored in background generation with spatial control and the refinement of the harmonious background and layout composition.

4.2. Background Generation with Spatial Control

Salient Attention Constraint. Compared with natural images, there should be more non-salient space preserved in the backgrounds. For this purpose, we propose to incorporate the saliency constraint in the attention level. As shown in Figure 4, we observe that dominant pairs (over 90%) of the model attention weights and the detected image saliency map have a high cosine similarity larger than 0.70.

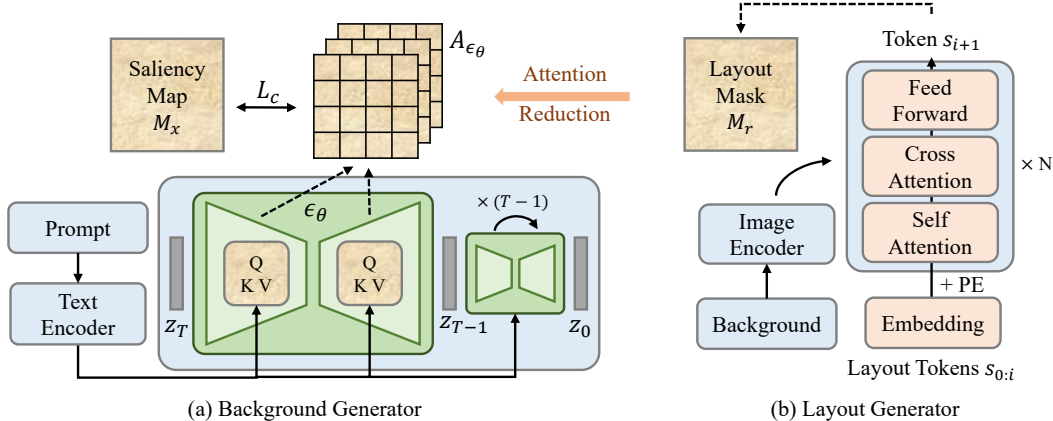


Figure 3. **Overview of Design.** (a) background generator synthesizes background images from text descriptions; (b) layout generator creates layouts conditioned on the given backgrounds. By attention reduction, the synthesized backgrounds can be further refined based on input/layout masks for a more harmonious composition.

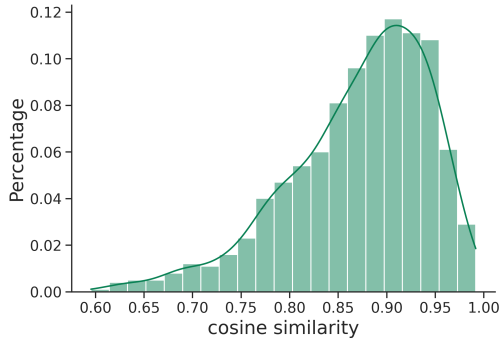


Figure 4. **The cosine similarity between cross-attention maps and saliency maps.** It shows that the attention maps are highly correlated with the corresponding saliency maps.

This finding indicates that *the salient objects in images are highly correlated with the activation of cross-attention*. Alternatively, space can be well-preserved with the suppression of the cross-attention. Therefore, the attention weights of non-salient regions should be lowered, while the weights of salient regions should be maintained to keep the original context. We design an auxiliary attention constraint loss L_c to achieve this process:

$$L_c = \mathbb{E}_{x, \epsilon \sim \mathcal{N}(0,1), t} [\|A_{\epsilon_\theta(x_t, t)} \cdot M_x\|] \quad (2)$$

where $A_{\epsilon_\theta(x_t, t)}$ is the cross attention map for generating x_t , M_x is saliency map of input image x obtained from an external detector in the pre-processing. And the final loss of our background generation model L_{total} would be:

$$L_{total} = L_d + \gamma \cdot L_c \quad (3)$$

where γ is the ratio to control the weight of salient constraint loss (set to 0.5 empirically).

Attention Reduction Control. So far, the background generator can synthesize images with necessary space for overlaying layout elements. However, the region of the preserved space still remains uncontrollable. For stronger spatial controllability, we propose attention reduction, a training-free technique to designate background regions to preserve space. It is achieved by reducing the cross-attention scores of corresponding regions. Specifically, with a user-given region mask M_r , the cross-attention weights in $A_{\epsilon_\theta(x_t, t)}$ corresponding to that region are reduced by a small ratio β :

$$A_{\epsilon_\theta(x_t, t)} = \beta A_{\epsilon_\theta(x_t, t)} \cdot M_r + A_{\epsilon_\theta(x_t, t)} \cdot (1 - M_r) \quad (4)$$

where t is the diffusion time steps ranged from 1 to T , β can be set to 0.01. This simple technique works well without any additional training cost, further boosting the performance with the previous salient attention constraint.

4.3. Layout Generation and Iterative Refinement

With an appropriate background, the next step is to arrange the position of the elements. Here we implement a simple but effective baseline for background-aware layout generation adapted from LayoutTransformer [15]. Furthermore, as previous works of layout generation [5, 73, 74] mainly focus on synthesizing layouts conditioned on the background image, they ignore the potential interactive refinement between the background and the layout. To improve the composition, we propose an iterative inference strategy for further refinement.

Sequential Layout Modeling. Following [15], graphic layouts are formulated as a flatten sequence s consisting of element categories and discretized positions:

$$s = ([bos], v_1, a_1, b_1, h_1, w_1, \dots, v_n, a_n, b_n, h_n, w_n, [eos])$$

where v_i is the category label of the i -th element in the layout (e.g., text, button). a_i, b_i, h_i, w_i represent the position and size converted to discrete tokens. $[bos], [eos]$ are special tokens for beginning and end. The sequence is modeled by an auto-regressive Transformer [58] decoder with an image encoder $I(x)$ as shown in Figure 3 (b):

$$p(\mathbf{s}) = \prod_{i=1}^{5n+2} p(s_i | s_{1:i-1}, I(x)) \quad (5)$$

The layout generator is trained to predict the next token of the layout sequence at the training stage. During inference, the category tokens are fixed and position tokens are synthesized auto-regressively.

Iterative Inference Strategy. Until now, the background image is fixed once generated. To enable the more flexible generation and harmonious composition, we propose an iterative refinement during inference using the attention reduction control in section 4.2. Specifically, after a first-round generation of the background and layout, we convert the synthesized layout to a region mask M_r for attention reduction to regenerate the background. This allows the background to be adjusted so that the layout elements are more visually accessible. The refinement strategy can be iterated over multiple times to improve the design quality.

5. Experiment

In this section, we first define our evaluation metrics for background and layout respectively. Then, we show both quantitative and qualitative results of the background generator and layout generator. Finally, we present the slide deck generation as an additional application.

5.1. Experiment Setting

Background Evaluation Metrics. For backgrounds, we design the evaluation metrics in three dimensions: **Salient Ratio** (cleanliness), **FID** (aesthetics), and **CLIP Score** (text-image relevancy).

- **Salient Ratio.** It is used to evaluate if the background preserves enough space for layout elements. We define it as the sum of a saliency map detected from the background image over the total image resolution. The lower the salient ratio, the more space on the images preserved for overlaying layout elements.
- **FID [19].** It measures the distance between the distributions of the background image testset and the generated images. We use the pre-trained Inception model to extract the image feature representations.
- **CLIP Score [49].** It measures the similarity of image and textual representations extracted by the pre-trained CLIP model. A higher CLIP score indicates that the generated images are more relevant to the text description.

Layout Evaluation Metrics. **Alignment** and **Overlap** are the two most commonly used metrics to evaluate layout quality. Moreover, we define a **Occlusion** score to assess the harmony degree of background and layout composition.

- **Alignment [38].** Layout elements are usually aligned with each other to create an organized composition. Alignment calculates the average minimum distance in the x- or y-axis between any element pairs in a layout.
- **Overlap [38] (among layout elements).** It is assumed that elements should not overlap excessively. Overlap computes the average IoU of any two elements in a layout. Layouts with small overlap values are often considered high quality.
- **Occlusion [5] (with background saliency map).** Occlusion is defined as the overlapping area between the background saliency map and layout element bounding boxes. It is normalized using the sum of the layout element area. A lower occlusion score indicates that the layout is in less visual conflict with the corresponding background.

Baselines. As an initial attempt at text-to-design, there are no baselines that can be directly compared. For background generation, several accessible T2I models are selected as baselines, including **Stable Diffusion [52]** and **DALL-E 2. [50]. Stable Diffusion Finetuned** and its fine-tuning (FT) version on the proposed dataset are presented as strong baselines. Note that DALL-E 2 is only used for qualitative comparison and human assessment since the provided web interface is not supported to synthesize a large number of images programmatically. For layout generation, Layout-Transformer [15], CanvasVAE [63] and DS-GAN [22] are selected as the baselines.

Implementation Details. All the training images of the background generator are resized to 512 by 512, while the input image of the layout generator is resized to 224 by 224 due to the image encoder constraints. All images presented in this paper are resized to 3:4 due to the typical background resolutions. We initialize the background generator using Stable Diffusion [52] and train it with loss stated in Equation 3 for 100 epochs with learning rate 1×10^{-5} and batch size 32. We train the layout generator for 100 epochs with the learning rate 1×10^{-5} and batch size 64. We use early stopping based on validation errors. AdamW [44] is used as the optimizer with $\beta_1 = 0.9$ and $\beta_2 = 0.999$.

5.2. Background Generation Results

Overall Comparison. We show the overall comparison in Table 1. The proposed model achieves the best performance in terms of salient ratio and FID. Specifically, the salient ratio is reduced from 35.92 to 20.62, with over 50% gain compared with Stable Diffusion, indicating that our synthesized images are more suitable to be backgrounds. Regarding the CLIP score, our model performance is between SD and real data, which is reasonable since a background needs




Figure 5. **Generated backgrounds given prompts in the test dataset.** Compared with baselines, our model generates backgrounds with more space preserved, approaching the real designs.

Method	Salient Ratio ↓	FID ↓	CLIP Score ↑
Stable Diffusion	35.92	39.36	31.21
Stable Diffusion (PT)	26.54	41.54	30.49
Stable Diffusion (FT)	23.61	37.41	29.53
Ours ($M_x = 1$)	21.25	34.49	29.54
Ours	20.65	31.52	29.20
Real Data	13.86	-	27.79

Table 1. **Quantitative comparison on background image generation.** *PT* means prompt tuning and *FT* means finetuning.

Method	Cleanliness	Aesthetics	Relevancy
DALL-E 2	2.98	3.34	3.43
Stable Diffusion	3.25	3.21	3.85
Stable Diffusion (FT)	3.45	3.36	3.95
Ours	3.95	3.38	3.99
Real Data	5.00	5.00	5.00

Table 2. **Human assessment of the synthesized images.** The score is ranged from 1 to 5 (larger is better).

to balance the trade-off between high text-image relevancy (related objects dominant in the image) and low salient ratio (enough empty space for layout elements). Moreover, we also conduct an ablation setting of the saliency mask in Equation 2 by replacing it using a full mask ($M_x = 1$) to suppress the attention weights in all regions. The full mask

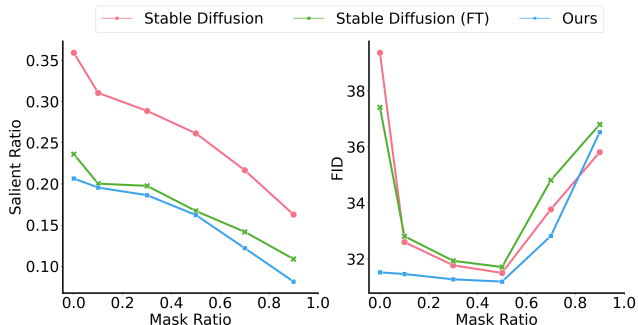


Figure 6. **Synthesized backgrounds with different attention reduction mask sizes.** More space is preserved with higher mask sizes, while the quality is better with the medium mask size.

provides a strong regularization but increases the difficulty of convergence, leading to worse results compared with the saliency map mask. To further assess the image quality, we conducted a user study inviting 31 ordinary users and professional designers to rate the images from 1 to 5 (larger is better). As shown in Table 2, the synthesized images of our model are ranked the highest in all three dimensions, especially in terms of cleanliness.

Next, to validate the effectiveness of the attention reduction control during inference, we take different sizes of masks M_r with random positions to apply in Equa-




Figure 7. **Baselines comparison in layout generation.** The blue boxes represent text elements and the red boxes represent button elements.

Method	Alignment	Overlap	Occlusion
LayoutTransformer	0.23	15.91	28.26
CanvasVAE	1.09	20.16	13.95
DS-GAN	1.37	16.02	13.53
Ours	0.35	14.41	13.47
Real Data	0.33	11.32	11.89

Table 3. **Quantitative comparison on layout generation.** Closer values to the *real data* indicates better generation performance.

tion 4. The results are shown in Figure 6. Compared to the model without attention reduction (mask ratio is 0), the performance of the models is significantly improved, which proves the reduction operation is useful. As the mask ratio increases, more spaces are preserved in the images (lower salient ratio). However, the image quality (FID) gets improved before the ratio threshold of 0.5, while the larger ratio hurts the performance since it forces the model to generate an empty background.

Qualitative Experiments. Here we show some synthesized background images by current T2I models and ours. As shown in Figure 5, baselines like DALL-E 2 and SD tend to generate images with salient objects dominant at the center, which is expected under the pre-trained data distribution. The fine-tuned SD version performs better but is still far from satisfactory. Compared with these methods, the images generated by our proposed model are more appropriate to be backgrounds that have more space preserved for layout elements and are more similar to the real backgrounds.

5.3. Layout Generation Results

Overall Comparison. We compare our layout generator with two different baselines, LayoutTransformer [15] and CanvasVAE [63]. Following the setting in previous works, the performance is better when it is closer to the real data

Method	Alignment	Overlap	Occlusion
Ours-Resnet	0.31	15.43	21.44
Ours-ViT	0.50	24.18	18.13
Ours-Swin	0.35	14.41	13.47
Real Data	0.33	11.32	11.89

Table 4. **Ablation study for layout generation.** Closer values to the *real data* indicates better generation performance.

(testset) values. In Table 3 and Figure 7, LayoutTransformer performs well at the aspect of alignment and overlap, while failing at producing designs with high visual accessibility. CanvasVAE synthesizes layouts with lower occlusion with backgrounds with relatively low layout quality. Compared with these baselines, the proposed layout generator can generate excellent layouts with good visual accessibility. For the ablation study in Table 4, we try different image encoder architectures [17, 43, 49] for background conditioning, where the layout generator achieves the better performance with stronger visual backbone. Figure 8 demonstrates that the layout generator pays a higher attention weight to the salient objects in the background, thus preferring to arrange layout elements in non-salient regions.

Iterative Design Refinement. As mentioned in section 4.3, our pipeline supports iterative refinement between background and layout to achieve a more harmonious composition. Figure 9 shows a refinement process and Table 5 shows the corresponding metrics. After obtaining a background and a layout (1st column), our pipeline inverts the background image to the initial latent, produces a region mask with the generated layout as attention reduction input, and re-generates the background image. Conditioned on the refined background, layouts are also adjusted for better visual accessibility. As shown in the figure, the final designs become more harmonious after two iterations of refinement.




Figure 8. Attention visualization for layout generation.




Figure 9. Qualitative results for iterative design refinement. Backgrounds are inverted to latents and re-generated via attention reduction and layouts are also adjusted correspondingly.

Iteration	Salient Ratio	Occlusion
1	16.87	11.66
2	15.66	8.96
3	15.27	8.69

Table 5. Quantitative results for iterative design refinement. The layout quality is further improved after several iterations.

5.4. Presentation Generation

Slide templates within a deck should consistently follow the same theme, with theme-relevant backgrounds and a set of diverse layouts (e.g., title page, title + content page). We demonstrate the ability of our pipeline to create slide decks in Figure 10 (each deck per row). To achieve this, we take the same prompt along with different pre-defined layouts as mask input with the same random seed. Using attention reduction control, different space regions on backgrounds are preserved corresponding to the layout masks, while all background images still contain theme-relevant contexts with deck consistency.

6. Conclusion

In this paper, we make an initial attempt to automate the design template creation process. We propose a pipeline **Design**, consisting of a background generator and a lay-




Figure 10. Presentation generation. Each column represents a deck of slides with the relevant background theme and different layouts.

out generator. Specifically for background generation, we extend current large-scale T2I models with two simple but effective techniques via attention manipulations for better spatial control. Coupled with a simplified layout generator, experiments show that our pipeline generates backgrounds that flexibly preserve non-salient space for overlaying layout elements, leading to a more harmonious and aesthetically pleasing design template. In the future, we plan to equip our pipeline with more guidance from graphic design principles. Also, we will consider more diverse types of visual assets for enriching design templates, such as decorations and fonts.

Acknowledgement

This work is supported by the National Key R&D Program of China (No. 2019YFA0706200), and the National Natural Science Foundation of China (No. 62222603, 62076102, 92267203), and the STI2030-Major Projects grant from the Ministry of Science and Technology of the People’s Republic of China (No. 2021ZD0200700), and the Key-Area R&D Program of Guangdong Province (No. 2023B0303030001), and Guangdong Natural Science Funds for Distinguished Young Scholar (No. 2020B1515020041), and Guangdong Introducing Innovative and Entrepreneurial Teams (No. 2019ZT08X214).

References

- [1] Edoardo Ardizzone, Alessandro Bruno, and Giuseppe Mazza. Saliency based image cropping. In *Image Analysis and Processing–ICIAP 2013: 17th International Conference, Naples, Italy, September 9–13, 2013. Proceedings, Part I 17*, pages 773–782. Springer, 2013. 3
- [2] Diego Martin Arroyo, Janis Postels, and Federico Tombari. Variational Transformer Networks for Layout Generation. In *2021 IEEE/CVF Conference on Computer Vision and Pattern Recognition (CVPR)*, pages 13637–13647. IEEE, 2021. 3
- [3] Omri Avrahami, Dani Lischinski, and Ohad Fried. Blended diffusion for text-driven editing of natural images. In *Proceedings of the IEEE/CVF Conference on Computer Vision and Pattern Recognition*, pages 18208–18218, 2022. 2
- [4] Yogesh Balaji, Seungjun Nah, Xun Huang, Arash Vahdat, Jiaming Song, Karsten Kreis, Miika Aittala, Timo Aila, Samuli Laine, Bryan Catanzaro, Tero Karras, and Ming-Yu Liu. eDiff-I: Text-to-Image Diffusion Models with an Ensemble of Expert Denoisers, 2022. 2
- [5] Yunning Cao, Ye Ma, Min Zhou, Chuanbin Liu, Hongtao Xie, Tiezheng Ge, and Yuning Jiang. Geometry Aligned Variational Transformer for Image-conditioned Layout Generation. In *Proceedings of the 30th ACM International Conference on Multimedia*, pages 1561–1571, Lisboa Portugal, 2022. ACM. 1, 3, 4, 5
- [6] Jooyoung Choi, Sungwon Kim, Yonghyun Jeong, Youngjune Gwon, and Sungroh Yoon. ILVR: Conditioning Method for Denoising Diffusion Probabilistic Models. In *Proceedings of the IEEE/CVF International Conference on Computer Vision*, pages 14367–14376, 2021. 2
- [7] Guillaume Couairon, Jakob Verbeek, Holger Schwenk, and Matthieu Cord. Diffedit: Diffusion-based semantic image editing with mask guidance. *arXiv preprint arXiv:2210.11427*, 2022. 2
- [8] Prafulla Dhariwal and Alexander Nichol. Diffusion Models Beat GANs on Image Synthesis. In *Advances in Neural Information Processing Systems*, pages 8780–8794. Curran Associates, Inc., 2021. 2
- [9] Wan-Cyuan Fan, Yen-Chun Chen, DongDong Chen, Yu Cheng, Lu Yuan, and Yu-Chiang Frank Wang. Frido: Feature pyramid diffusion for complex scene image synthesis. *arXiv preprint arXiv:2208.13753*, 2022. 2
- [10] Guosheng Feng, Danqing Huang, Chin-Yew Lin, Damjan Dakic, Milos Milunovic, Tamara Stankovic, and Igor Ilic. Exploring heterogeneous feature representation for document layout understanding. In *Proceedings of the 34th IEEE International Conference on Tools with Artificial Intelligence*, 2022. 3
- [11] Oran Gafni, Adam Polyak, Oron Ashual, Shelly Sheynin, Devi Parikh, and Yaniv Taigman. Make-a-scene: Scene-based text-to-image generation with human priors. In *Computer Vision–ECCV 2022: 17th European Conference, Tel Aviv, Israel, October 23–27, 2022, Proceedings, Part XV*, pages 89–106. Springer, 2022. 2
- [12] Rinon Gal, Yuval Alaluf, Yuval Atzmon, Or Patashnik, Amit H. Bermano, Gal Chechik, and Daniel Cohen-Or. An image is worth one word: Personalizing text-to-image generation using textual inversion, 2022. 2
- [13] Ian Goodfellow, Jean Pouget-Abadie, Mehdi Mirza, Bing Xu, David Warde-Farley, Sherjil Ozair, Aaron Courville, and Yoshua Bengio. Generative adversarial nets. *Advances in neural information processing systems*, 27, 2014. 2
- [14] Mengxi Guo, Dangqing Huang, and Xiaodong Xie. The layout generation algorithm of graphic design based on transformer-cvae. *2021 International Conference on Signal Processing and Machine Learning*, pages 219–224, 2021. 3
- [15] Kamal Gupta, Justin Lazarow, Alessandro Achille, Larry S Davis, Vijay Mahadevan, and Abhinav Shrivastava. Layout-transformer: Layout generation and completion with self-attention. In *Proceedings of the IEEE/CVF International Conference on Computer Vision*, pages 1004–1014, 2021. 3, 4, 5, 7
- [16] Xixuan Hao, Danqing Huang, Jieru Lin, and Chin-Yew Lin. Relation-enhanced detr for component detection in graphic design reverse engineering. In *Proceedings of the Thirty-Second International Joint Conference on Artificial Intelligence*, pages 4785–4793, 2023. 3
- [17] Kaiming He, Xiangyu Zhang, Shaoqing Ren, and Jian Sun. Deep residual learning for image recognition. In *Proceedings of the IEEE conference on computer vision and pattern recognition*, pages 770–778, 2016. 7
- [18] Amir Hertz, Ron Mokady, Jay Tenenbaum, Kfir Aberman, Yael Pritch, and Daniel Cohen-Or. Prompt-to-prompt image editing with cross attention control. *arXiv preprint arXiv:2208.01626*, 2022. 2
- [19] Martin Heusel, Hubert Ramsauer, Thomas Unterthiner, Bernhard Nessler, and Sepp Hochreiter. Gans trained by a two time-scale update rule converge to a local nash equilibrium. *Advances in neural information processing systems*, 30, 2017. 5
- [20] Jonathan Ho, Ajay Jain, and Pieter Abbeel. Denoising Diffusion Probabilistic Models. In *Advances in Neural Information Processing Systems*, pages 6840–6851. Curran Associates, Inc., 2020. 2, 3
- [21] HsiaoYuan Hsu, Xiangteng He, and Yuxin Peng. Densitylayout: Density-conditioned layout gan for visual-textual presentation designs. In *International Conference on Image and Graphics*, pages 187–199. Springer, 2023. 3
- [22] Hsiao Yuan Hsu, Xiangteng He, Yuxin Peng, Hao Kong, and Qing Zhang. Posterlayout: A new benchmark and approach for content-aware visual-textual presentation layout. In *Proceedings of the IEEE/CVF Conference on Computer Vision and Pattern Recognition*, pages 6018–6026, 2023. 3, 5
- [23] Danqing Huang, Jinpeng Wang, Guoxin Wang, and Chin-Yew Lin. Visual style extraction from chart images for chart restyling. In *2020 25th International Conference on Pattern Recognition (ICPR)*, pages 7625–7632. IEEE, 2021. 3
- [24] Danqing Huang, Jiaqi Guo, Shizhao Sun, Hanling Tian, Jieru Lin, Zheng Hu, Chin-Yew Lin, Jian-Guang Lou, and Dongmei Zhang. A survey for graphic design intelligence. *arXiv preprint arXiv:2309.01371*, 2023. 3
- [25] Zhaoyun Jiang, Shizhao Sun, Jihua Zhu, Jian-Guang Lou, and Dongmei Zhang. Coarse-to-fine generative modeling for

- graphic layouts. *Proceedings of the AAAI Conference on Artificial Intelligence*, 36(1):1096–1103, 2022. 3
- [26] Akash Abdu Jyothi, Thibaut Durand, Jiawei He, Leonid Sigal, and Greg Mori. LayoutVAE: Stochastic Scene Layout Generation From a Label Set. In *2019 IEEE/CVF International Conference on Computer Vision (ICCV)*, pages 9894–9903, 2019. 3
- [27] Tero Karras, Samuli Laine, and Timo Aila. A style-based generator architecture for generative adversarial networks. In *Proceedings of the IEEE/CVF conference on computer vision and pattern recognition*, pages 4401–4410, 2019. 2
- [28] Tero Karras, Samuli Laine, Miika Aittala, Janne Hellsten, Jaakko Lehtinen, and Timo Aila. Analyzing and improving the image quality of stylegan. In *Proceedings of the IEEE/CVF conference on computer vision and pattern recognition*, pages 8110–8119, 2020. 2
- [29] Tero Karras, Miika Aittala, Timo Aila, and Samuli Laine. Elucidating the Design Space of Diffusion-Based Generative Models, 2022. 2
- [30] Kotaro Kikuchi, Edgar Simo-Serra, Mayu Otani, and Kota Yamaguchi. Constrained Graphic Layout Generation via Latent Optimization. In *Proceedings of the 29th ACM International Conference on Multimedia*, pages 88–96, 2021. arXiv: 2108.00871. 3
- [31] Gwanghyun Kim, Taesung Kwon, and Jong Chul Ye. Diffusionclip: Text-guided diffusion models for robust image manipulation. In *Proceedings of the IEEE/CVF Conference on Computer Vision and Pattern Recognition*, pages 2426–2435, 2022. 2
- [32] Xiang Kong, Lu Jiang, Huiwen Chang, Han Zhang, Yuan Hao, Haifeng Gong, and Irfan Essa. Blt: bidirectional layout transformer for controllable layout generation. In *Computer Vision—ECCV 2022: 17th European Conference, Tel Aviv, Israel, October 23–27, 2022, Proceedings, Part XVII*, pages 474–490. Springer, 2022. 3
- [33] Hsin-Ying Lee, Lu Jiang, Irfan Essa, Phuong B. Le, Haifeng Gong, Ming-Hsuan Yang, and Weilong Yang. Neural Design Network: Graphic Layout Generation with Constraints. In *Computer Vision – ECCV 2020: 16th European Conference, 2020, Proceedings, Part III*, pages 491–506. Springer-Verlag, 2020. 3
- [34] Chenhui Li, Peiyang Zhang, and Changbo Wang. Harmonious Textual Layout Generation Over Natural Images via Deep Aesthetics Learning. *IEEE Transactions on Multimedia*, 24:3416–3428, 2022. 3
- [35] Da-Wei Li, Danqing Huang, Tingting Ma, and Chin-Yew Lin. Towards topic-aware slide generation for academic papers with unsupervised mutual learning. In *Proceedings of the AAAI Conference on Artificial Intelligence*, pages 13243–13251, 2021. 3
- [36] Fengheng Li, An Liu, Wei Feng, Honghe Zhu, Yaoyu Li, Zheng Zhang, Jingjing Lv, Xin Zhu, Junjie Shen, Zhangang Lin, and Jingping Shao. Relation-aware diffusion model for controllable poster layout generation. In *Proceedings of the 32nd ACM International Conference on Information and Knowledge Management*, page 1249–1258, New York, NY, USA, 2023. Association for Computing Machinery. 3
- [37] Jianan Li, Jimei Yang, Aaron Hertzmann, Jianming Zhang, and Tingfa Xu. LayoutGAN: Generating Graphic Layouts with Wireframe Discriminators. In *ICLR*, 2019. arXiv: 1901.06767. 3
- [38] Jianan Li, Jimei Yang, Jianming Zhang, Chang Liu, Christina Wang, and Tingfa Xu. Attribute-conditioned layout gan for automatic graphic design. *IEEE Transactions on Visualization and Computer Graphics*, 27(10):4039–4048, 2020. 3, 5
- [39] Yuheng Li, Haotian Liu, Qingyang Wu, Fangzhou Mu, Jianwei Yang, Jianfeng Gao, Chunyuan Li, and Yong Jae Lee. Gligen: Open-set grounded text-to-image generation. In *Proceedings of the IEEE/CVF Conference on Computer Vision and Pattern Recognition*, pages 22511–22521, 2023. 2
- [40] Jinpeng Lin, Min Zhou, Ye Ma, Yifan Gao, Chenxi Fei, Yangjian Chen, Zhang Yu, and Tiezheng Ge. Autoposter: A highly automatic and content-aware design system for advertising poster generation. In *Proceedings of the 31st ACM International Conference on Multimedia*, pages 1250–1260, 2023. 3
- [41] Jiern Lin, Danqing Huang, Tiejun Zhao, Dechen Zhan, and Chin-Yew Lin. Spot the error: Non-autoregressive graphic layout generation with wireframe locator. In *Proceedings of the AAAI Conference on Artificial Intelligence*, 2024. 3
- [42] Haiqi Liu, C. L. Philip Chen, Xinrong Gong, and Tong Zhang. Robust saliency-aware distillation for few-shot fine-grained visual recognition. *IEEE Transactions on Multimedia*, pages 1–14, 2024. 3
- [43] Ze Liu, Yutong Lin, Yue Cao, Han Hu, Yixuan Wei, Zheng Zhang, Stephen Lin, and Baining Guo. Swin transformer: Hierarchical vision transformer using shifted windows. In *Proceedings of the IEEE/CVF international conference on computer vision*, pages 10012–10022, 2021. 7
- [44] Ilya Loshchilov and Frank Hutter. Decoupled weight decay regularization. *arXiv preprint arXiv:1711.05101*, 2017. 5
- [45] Alexander Quinn Nichol and Prafulla Dhariwal. Improved Denoising Diffusion Probabilistic Models. In *Proceedings of the 38th International Conference on Machine Learning*, pages 8162–8171. PMLR, 2021. 2
- [46] Akshay Gadi Patil, Omri Ben-Eliezer, Or Perel, and Hadar Averbuch-Elor. READ: Recursive Autoencoders for Document Layout Generation. In *2020 IEEE/CVF Conference on Computer Vision and Pattern Recognition Workshops*, pages 2316–2325, 2020. 3
- [47] Xuebin Qin, Zichen Zhang, Chenyang Huang, Chao Gao, Masood Dehghan, and Martin Jagersand. Basnet: Boundary-aware salient object detection. In *Proceedings of the IEEE/CVF conference on computer vision and pattern recognition*, pages 7479–7489, 2019. 3
- [48] Xuebin Qin, Zichen Zhang, Chenyang Huang, Masood Dehghan, Osmar R Zaiane, and Martin Jagersand. U2-net: Going deeper with nested u-structure for salient object detection. *Pattern recognition*, 106:107404, 2020. 3
- [49] Alec Radford, Jong Wook Kim, Chris Hallacy, Aditya Ramesh, Gabriel Goh, Sandhini Agarwal, Girish Sastry, Amanda Askell, Pamela Mishkin, Jack Clark, et al. Learning transferable visual models from natural language supervi-

- sion. In *International conference on machine learning*, pages 8748–8763. PMLR, 2021. 5, 7
- [50] Aditya Ramesh, Prafulla Dhariwal, Alex Nichol, Casey Chu, and Mark Chen. Hierarchical text-conditional image generation with clip latents, 2022. 2, 3, 5
- [51] Scott Reed, Zeynep Akata, Xinchun Yan, Lajanugen Logeswaran, Bernt Schiele, and Honglak Lee. Generative adversarial text to image synthesis. In *International conference on machine learning*, pages 1060–1069. PMLR, 2016. 2
- [52] Robin Rombach, Andreas Blattmann, Dominik Lorenz, Patrick Esser, and Björn Ommer. High-Resolution Image Synthesis With Latent Diffusion Models. In *Proceedings of the IEEE/CVF Conference on Computer Vision and Pattern Recognition*, pages 10684–10695, 2022. 2, 3, 5
- [53] Nataniel Ruiz, Yuanzhen Li, Varun Jampani, Yael Pritch, Michael Rubinstein, and Kfir Aberman. DreamBooth: Fine Tuning Text-to-Image Diffusion Models for Subject-Driven Generation, 2022. 2
- [54] Chitwan Saharia, William Chan, Saurabh Saxena, Lala Li, Jay Whang, Emily Denton, Seyed Kamyar Seyed Ghasemipour, Burcu Karagol Ayan, S. Sara Mahdavi, Rapha Gontijo Lopes, Tim Salimans, Jonathan Ho, David J Fleet, and Mohammad Norouzi. Photorealistic text-to-image diffusion models with deep language understanding, 2022. 2, 3
- [55] Danqing Shi, Weiwei Cui, Danqing Huang, Haidong Zhang, and Nan Cao. Reverse-engineering information presentations: Recovering hierarchical grouping from layouts of visual elements. *arXiv preprint arXiv:2201.05194*, 2022. 3
- [56] Jiaming Song, Chenlin Meng, and Stefano Ermon. Denoising Diffusion Implicit Models. In *ICLR*. arXiv, 2022. 2
- [57] Praneetha Vaddamanu, Vinay Aggarwal, Bhanu Prakash Reddy Guda, Balaji Vasani Srinivasan, and Niyati Chhaya. Harmonized Banner Creation from Multimodal Design Assets. In *CHI Conference on Human Factors in Computing Systems Extended Abstracts*, pages 1–7, New Orleans LA USA, 2022. ACM. 3
- [58] Ashish Vaswani, Noam Shazeer, Niki Parmar, Jakob Uszkoreit, Llion Jones, Aidan N Gomez, Łukasz Kaiser, and Illia Polosukhin. Attention is all you need. *Advances in neural information processing systems*, 30, 2017. 5
- [59] Yizhi Wang, Guo Pu, Wenhan Luo, Yexin Wang, Pengfei Xiong, Hongwen Kang, and Zhouhui Lian. Aesthetic Text Logo Synthesis via Content-aware Layout Inferring. *arXiv:2204.02701 [cs]*, 2022. arXiv: 2204.02701. 3
- [60] Haohan Weng, Danqing Huang, Tong Zhang, and Chin-Yew Lin. Learn and sample together: Collaborative generation for graphic design layout. In *Proceedings of the Thirty-Second International Joint Conference on Artificial Intelligence, IJCAI-23*, pages 5851–5859, 2023. 3
- [61] Yuxi Xie, Danqing Huang, Jinpeng Wang, and Chin-Yew Lin. Canvasemb: Learning layout representation with large-scale pre-training for graphic design. In *Proceedings of the 29th ACM international conference on multimedia*, pages 4100–4108, 2021. 3
- [62] Tao Xu, Pengchuan Zhang, Qiuyuan Huang, Han Zhang, Zhe Gan, Xiaolei Huang, and Xiaodong He. AttnGAN: Fine-grained text to image generation with attentional generative adversarial networks. In *Proceedings of the IEEE conference on computer vision and pattern recognition*, pages 1316–1324, 2018. 2
- [63] Kota Yamaguchi. Canvasvae: Learning to generate vector graphic documents. In *Proceedings of the IEEE/CVF International Conference on Computer Vision*, pages 5481–5489, 2021. 1, 3, 5, 7
- [64] Huiting Yang, Danqing Huang, Chin-Yew Lin, and Shengfeng He. Layout generation as intermediate sequence generation. In *Proceedings of the AAAI Conference on Artificial Intelligence*, 2023. 3
- [65] Xuyong Yang, Tao Mei, Ying-Qing Xu, Yong Rui, and Shipeng Li. Automatic generation of visual-textual presentation layout. *ACM Transactions on Multimedia Computing, Communications, and Applications (TOMM)*, 12(2):1–22, 2016. 3
- [66] Zuopeng Yang, Daqing Liu, Chaoyue Wang, Jie Yang, and Dacheng Tao. Modeling image composition for complex scene generation. In *Proceedings of the IEEE/CVF Conference on Computer Vision and Pattern Recognition*, pages 7764–7773, 2022. 2
- [67] Zhengyuan Yang, Jianfeng Wang, Zhe Gan, Linjie Li, Kevin Lin, Chenfei Wu, Nan Duan, Zicheng Liu, Ce Liu, Michael Zeng, and Lijuan Wang. ReCo: Region-Controlled Text-to-Image Generation, 2022. 2
- [68] Jiahui Yu, Yuanzhong Xu, Jing Yu Koh, Thang Luong, Guntjan Baid, Zirui Wang, Vijay Vasudevan, Alexander Ku, Yinfei Yang, Burcu Karagol Ayan, et al. Scaling autoregressive models for content-rich text-to-image generation. *arXiv preprint arXiv:2206.10789*, 2022. 2
- [69] Han Zhang, Tao Xu, Hongsheng Li, Shaoting Zhang, Xiaogang Wang, Xiaolei Huang, and Dimitris N Metaxas. StackGAN: Text to photo-realistic image synthesis with stacked generative adversarial networks. In *Proceedings of the IEEE international conference on computer vision*, pages 5907–5915, 2017. 2
- [70] Han Zhang, Tao Xu, Hongsheng Li, Shaoting Zhang, Xiaogang Wang, Xiaolei Huang, and Dimitris N Metaxas. StackGAN++: Realistic image synthesis with stacked generative adversarial networks. *IEEE transactions on pattern analysis and machine intelligence*, 41(8):1947–1962, 2018.
- [71] Han Zhang, Jing Yu Koh, Jason Baldridge, Honglak Lee, and Yinfei Yang. Cross-modal contrastive learning for text-to-image generation. In *Proceedings of the IEEE/CVF conference on computer vision and pattern recognition*, pages 833–842, 2021. 2
- [72] Zongyan Zhang, Haohan Weng, Tong Zhang, and C. L. Philip Chen. A broad generative network for two-stage image outpainting. *IEEE Transactions on Neural Networks and Learning Systems*, pages 1–15, 2023. 2
- [73] Xinru Zheng, Xiaotian Qiao, Ying Cao, and Rynson W. H. Lau. Content-aware generative modeling of graphic design layouts. *ACM Transactions on Graphics*, 38(4):1–15, 2019. 1, 3, 4
- [74] Min Zhou, Chenchen Xu, Ye Ma, Tiezheng Ge, Yuning Jiang, and Weiwei Xu. Composition-aware Graphic Layout GAN for Visual-Textual Presentation Designs. In *Proceedings of the Thirty-First International Joint Conference*

on Artificial Intelligence, pages 4995–5001, Vienna, Austria, 2022. [3](#), [4](#)

- [75] Jialiang Zhu, Danqing Huang, Chunyu Wang, Mingxi Cheng, Ji Li, Han Hu, Xin Geng, and Baiding Guo. Unsupervised graphic layout grouping with transformers. In *Proceedings of IEEE/CVF Winter Conference on Applications of Computer Vision*, 2024. [3](#)




Figure 13. The proposed model can synthesize varying background images given the same text prompts. The prompt of the first row: green plants with white background; the second row: Cute little hamster with flower; the third row: Squirrel in the snow.



(a) Designs based on real background

(b) Designs based on generated background

Figure 14. More synthesized layouts via the proposed layout generator, where the blue boxes represent text elements, red boxes represent button elements and green boxes represent image elements.




Figure 15. More qualitative results of complicated layouts (more than four elements), where the blue boxes represent text elements, red boxes represent button elements, and green boxes represent image elements.



Figure 16. Additional attention visualization of background-aware layout generation. The layout generator highly attends to the salient objects of the background images and creates layouts on the region with low attention scores.



Figure 17. Additional results for slide deck generation with the same prompts and different attention reduction masks (Prompt: Rose for Valentine's Day).