

Observation and differential cross section measurement of neutral current DIS events with an empty hemisphere in the Breit frame

H1 Collaboration

V. Andreev⁵⁰, M. Arratia³⁴, A. Baghdasaryan⁴⁶, A. Baty⁹, K. Begzsuren⁴⁰, A. Bolz¹⁷, V. Boudry³⁰, G. Brandt¹⁵, D. Britzger²⁶, A. Buniatyan⁷, L. Bystritskaya⁵⁰, A.J. Campbell¹⁷, K.B. Cantun Avila⁴⁷, K. Cerny²⁸, V. Chekelian²⁶, Z. Chen³⁶, J.G. Contreras⁴⁷, J. Cvach³², J.B. Dainton²³, K. Daum⁴⁵, A. Deshpande^{38,42}, C. Diaconu²⁵, A. Drees³⁸, G. Eckerlin¹⁷, S. Egli⁴³, E. Elsen¹⁷, L. Favart⁴, A. Fedotov⁵⁰, J. Feltesse¹⁴, M. Fleischer¹⁷, A. Fomenko⁵⁰, C. Gal³⁸, J. Gayler¹⁷, L. Goerlich²⁰, N. Gogitidze¹⁷, M. Gouzevitch⁵⁰, C. Grab⁴⁸, T. Greenshaw²³, G. Grindhammer²⁶, D. Haidt¹⁷, R.C.W. Henderson²¹, J. Hessler²⁶, J. Hladký³², D. Hoffmann²⁵, R. Horisberger⁴³, T. Hreus⁴⁹, F. Huber¹⁸, P.M. Jacobs⁵, M. Jacquet²⁹, T. Janssen⁴, A.W. Jung⁴⁴, J. Katzy¹⁷, C. Kiesling²⁶, M. Klein²³, C. Kleinwort¹⁷, H.T. Klest^{38,22}, S. Kluth²⁶, R. Kogler¹⁷, P. Kostka²³, J. Kretzschmar²³, D. Krücker¹⁷, K. Krüger¹⁷, M.P.J. Landon²⁴, W. Lange¹⁷, P. Laycock⁴², S.H. Lee^{2,39}, S. Levonian¹⁷, W. Li¹⁹, J. Lin¹⁹, K. Lipka¹⁷, B. List¹⁷, J. List¹⁷, B. Lobodzinski²⁶, O.R. Long³⁴, E. Malinovski⁵⁰, H.-U. Martyn¹, S.J. Maxfield²³, A. Mehta²³, A.B. Meyer¹⁷, J. Meyer¹⁷, S. Mikocki²⁰, V.M. Mikuni⁵, M.M. Mondal²⁷, K. Müller⁴⁹, B. Nachman⁵, Th. Naumann¹⁷, P.R. Newman⁷, C. Niebuhr¹⁷, G. Nowak²⁰, J.E. Olsson¹⁷, D. Ozerov⁵⁰, S. Park³⁸, C. Pascaud²⁹, G.D. Patel²³, E. Perez¹³, A. Petrukhin³⁷, I. Picuric³¹, D. Pitzl¹⁷, R. Polifka³³, S. Preins³⁴, V. Radescu¹⁸, N. Raicevic³¹, T. Ravdandorj⁴⁰, D. Reichelt¹², P. Reimer³², E. Rizvi²⁴, P. Robmann⁴⁹, R. Roosen⁴, A. Rostovtsev⁵⁰, M. Rotaru⁸, D.P.C. Sankey¹⁰, M. Sauter¹⁸, E. Sauvan^{25,3}, S. Schmitt^{17*}, B.A. Schmookler³⁸, G. Schnell⁶, L. Schoeffel¹⁴, A. Schöning¹⁸, S. Schumann¹⁶, F. Sefkow¹⁷, S. Shushkevich²⁶, Y. Soloviev¹⁷, P. Sopicki²⁰, D. South¹⁷, A. Specka³⁰, M. Steder¹⁷, B. Stella³⁵, L. Stöcker¹⁶, U. Straumann⁴⁹, C. Sun³⁸, T. Sykora³³, P.D. Thompson⁷, F. Torales Acosta⁵, D. Traynor²⁴, B. Tseepeldorj^{40,41}, Z. Tu⁴², G. Tustin³⁸, A. Valkárová³³, C. Vallée²⁵, P. van Mechelen⁴, D. Wegener¹¹, E. Wunsch¹⁷, J. Žáček³³, J. Zhang³⁶, Z. Zhang²⁹, R. Žlebčík³³, H. Zohrabyan⁴⁶, F. Zomer²⁹

¹I. Physikalisches Institut der RWTH, Aachen, Germany.

²University of Michigan, Ann Arbor, MI 48109, USA^{f1}.

³LAPP, Université de Savoie, CNRS/IN2P3, Annecy-le-Vieux, France.

⁴Inter-University Institute for High Energies ULB-VUB, Brussels and Universiteit Antwerpen, Antwerp, Belgium^{f2}.

⁵Lawrence Berkeley National Laboratory, Berkeley, CA 94720, USA^{f1}.

⁶Department of Physics, University of the Basque Country UPV/EHU, 48080 Bilbao, Spain.

⁷School of Physics and Astronomy, University of Birmingham, Birmingham, United Kingdom^{f3}.

- ⁸Horia Hulubei National Institute for R&D in Physics and Nuclear Engineering (IFIN-HH) , Bucharest, Romania^{f4}.
- ⁹University of Illinois, Chicago, IL 60607, USA.
- ¹⁰STFC, Rutherford Appleton Laboratory, Didcot, Oxfordshire, United Kingdom^{f3}.
- ¹¹Institut für Physik, TU Dortmund, Dortmund, Germany^{f5}.
- ¹²Institute for Particle Physics Phenomenology, Durham University, Durham, United Kingdom.
- ¹³CERN, Geneva, Switzerland.
- ¹⁴IRFU, CEA, Université Paris-Saclay, Gif-sur-Yvette, France.
- ¹⁵II. Physikalisches Institut, Universität Göttingen, Göttingen, Germany.
- ¹⁶Institut für Theoretische Physik, Universität Göttingen, Göttingen, Germany.
- ¹⁷Deutsches Elektronen-Synchrotron DESY, Hamburg and Zeuthen, Germany.
- ¹⁸Physikalisches Institut, Universität Heidelberg, Heidelberg, Germany^{f5}.
- ¹⁹Rice University, Houston, TX 77005-1827, USA.
- ²⁰Institute of Nuclear Physics Polish Academy of Sciences, Krakow, Poland^{f6}.
- ²¹Department of Physics, University of Lancaster, Lancaster, United Kingdom^{f3}.
- ²²Argonne National Laboratory, Lemont, IL 60439, USA.
- ²³Department of Physics, University of Liverpool, Liverpool, United Kingdom^{f3}.
- ²⁴School of Physics and Astronomy, Queen Mary, University of London, London, United Kingdom^{f3}.
- ²⁵Aix Marseille Univ, CNRS/IN2P3, CPPM, Marseille, France.
- ²⁶Max-Planck-Institut für Physik, München, Germany.
- ²⁷National Institute of Science Education and Research, Jatni, Odisha, India.
- ²⁸Joint Laboratory of Optics, Palacký University, Olomouc, Czech Republic.
- ²⁹IJCLab, Université Paris-Saclay, CNRS/IN2P3, Orsay, France.
- ³⁰LLR, Ecole Polytechnique, CNRS/IN2P3, Palaiseau, France.
- ³¹Faculty of Science, University of Montenegro, Podgorica, Montenegro^{f7}.
- ³²Institute of Physics, Academy of Sciences of the Czech Republic, Praha, Czech Republic^{f8}.
- ³³Faculty of Mathematics and Physics, Charles University, Praha, Czech Republic^{f8}.
- ³⁴University of California, Riverside, CA 92521, USA.
- ³⁵Dipartimento di Fisica Università di Roma Tre and INFN Roma 3, Roma, Italy.
- ³⁶Shandong University, Shandong, P.R.China.
- ³⁷Fakultät IV - Department für Physik, Universität Siegen, Siegen, Germany.
- ³⁸Stony Brook University, Stony Brook, NY 11794, USA^{f1}.
- ³⁹Physics Department, University of Tennessee, Knoxville, TN 37996, USA.
- ⁴⁰Institute of Physics and Technology of the Mongolian Academy of Sciences, Ulaanbaatar, Mongolia.
- ⁴¹Ulaanbaatar University, Ulaanbaatar, Mongolia.
- ⁴²Brookhaven National Laboratory, Upton, NY 11973, USA.
- ⁴³Paul Scherrer Institut, Villigen, Switzerland.
- ⁴⁴Department of Physics and Astronomy, Purdue University, West Lafayette, IN 47907, USA.
- ⁴⁵Fachbereich C, Universität Wuppertal, Wuppertal, Germany.
- ⁴⁶Yerevan Physics Institute, Yerevan, Armenia.
- ⁴⁷Departamento de Física Aplicada, CINVESTAV, Mérida, Yucatán, México^{f9}.
- ⁴⁸Institut für Teilchenphysik, ETH, Zürich, Switzerland^{f10}.
- ⁴⁹Physik-Institut der Universität Zürich, Zürich, Switzerland^{f10}.
- ⁵⁰Affiliated with an institute covered by a current or former collaboration agreement with DESY.

*Corresponding author(s). E-mail(s): stefan.schmitt@desy.de

Abstract

The Breit frame provides a natural frame to analyze lepton–proton scattering events. In this reference frame, the parton model hard interactions between a quark and an exchanged boson defines the coordinate system such that the struck quark is back-scattered along the virtual photon momentum direction. In Quantum Chromodynamics (QCD), higher order perturbative or non-perturbative effects can change this picture drastically. As Bjorken- x decreases below one half, a rather peculiar event signature is predicted with increasing probability, where no radiation is present in one of the two Breit-frame hemispheres and all emissions are to be found in the other hemisphere. At higher orders in α_s or in the presence of soft QCD effects, predictions of the rate of these events are far from trivial, and that motivates measurements with real data. We report on the first observation of the empty current hemisphere events in electron–proton collisions at the HERA collider using data recorded with the H1 detector at a center-of-mass energy of 319 GeV. The fraction of inclusive neutral-current DIS events with an empty hemisphere is found to be $0.0112 \pm 3.9\%_{\text{stat}} \pm 4.5\%_{\text{sys}} \pm 1.6\%_{\text{mod}}$ in the selected kinematic region of $150 < Q^2 < 1500 \text{ GeV}^2$ and inelasticity $0.14 < y < 0.7$. The data sample corresponds to an integrated luminosity of 351.1 pb^{-1} , sufficient to enable differential cross section measurements of these events. The results show an enhanced discriminating power at lower Bjorken- x among different Monte Carlo event generator predictions.

1 Introduction

Lepton–nucleus scattering played an important role in establishing Quantum Chromodynamics [1–9] as the theory of strong interactions, and it receives continued attention [10–15] due to its sensitivity to interesting emergent QCD phenomena. Neutral-current deep-inelastic scattering (NC DIS) is mediated by a virtual electroweak boson. At low energies the process can be considered as a photon–hadron interaction [16]. While experiments record data in the laboratory rest frame, a natural way to study photon–hadron interactions is given by the Breit frame [16, 17], where the virtual photon moves along the z axis with momentum Q and the proton fragments into the opposite hemisphere. The space-like photon four-momentum in that frame reads $q_b = (0; 0, 0, Q)$ with its Lorentz-invariant virtuality $Q^2 = -q_b \cdot q_b$. In the naive parton model only the process $\gamma^* + q \rightarrow q$ contributes, where γ^* is the interacting virtual photon and q is the (struck) quark. The struck quark moves with momentum $+\frac{Q}{2}$ along the positive z direction in the Breit frame, i.e. opposite to the remnants of the broken-up proton. An illustration of the Breit frame is displayed in Fig. 1.

In the Breit frame, the sign of the z component of momentum defines two hemispheres: the positive half is referred to as *current hemisphere*, and the negative as *target hemisphere*, also known as *fragmentation hemisphere*. In leading-order perturbative QCD (pQCD), the current hemisphere is analogous to a single hemisphere of an $e^+e^- \rightarrow q\bar{q}$

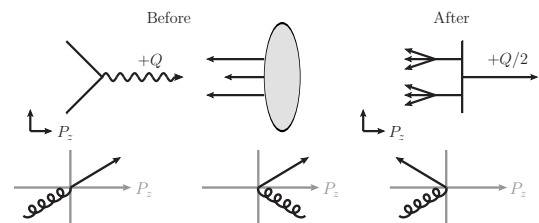


Fig. 1 Illustration of the Breit frame. Top: Parton configuration before and after the absorption of the virtual photon. Bottom: Possible quark and gluon configurations at $\mathcal{O}(\alpha_s)$ after the interaction with the virtual photon in the Breit frame.

final state at $\sqrt{s_{e^+e^-}} = Q$, where $\sqrt{s_{e^+e^-}}$ is the e^+e^- center-of-mass energy [18].

While in the quark-parton model picture the struck quark is simply backscattered into the current hemisphere with longitudinal momentum $\frac{Q}{2}$, new event topologies emerge when QCD effects are considered. In pQCD, when two or more final-state partons are present, the Breit frame and the partonic center-of-mass frame deviate from each other. At order α_s , there are two hard processes to consider: Gluon bremsstrahlung $\gamma^* + q \rightarrow q + g$, and quark-pair production $\gamma^* + g \rightarrow q + \bar{q}$, where the interacting gluon in the initial state is a constituent parton of the incoming hadron. As shown in Fig. 1, the two outgoing partons in these processes balance in the transverse plane, while the momentum sum in the longitudinal direction can be different from $\frac{Q}{2}$. For $x_{\text{Bj}} < 0.5$ configurations are kinematically accessible where all outgoing partons are

on-shell and are scattered into the target hemisphere, such that the *current hemisphere remains empty* [17, 19, 20]. Qualitatively, this topology can be explained by an off-shell parton with energy fraction $x > x_{\text{Bj}}$ entering the hard interaction, then producing a massive dijet system. The larger x than x_{Bj} , where the latter defines the Breit frame, the more is the dijet system boosted into the beam hemisphere of the Breit frame, possibly leaving the current hemisphere empty. The probability of this event configuration increases as x_{Bj} is decreasing below a value of $\frac{1}{2}$.

When considering even higher order corrections in pQCD with massless partons, the number of empty hemisphere events will successively decrease with the order in α_s , since the probability of (infinitely soft) radiation into the current hemisphere rises. On the other hand, QCD confinement demands that the massless partons fragment into a finite number of massive particles, a process which is difficult to predict in great detail. Consequently, an accurate prediction of empty hemisphere events in higher order pQCD or at the particle level is considerably less trivial than in the two parton picture. In this letter we present the first measurement of the production rate and differential distributions of events with an empty current hemisphere in the Breit frame using data recorded in electron–proton and positron–proton collisions.

2 Experimental method

Data were recorded with the H1 detector [21–26] at the HERA collider at DESY in the years 2003 to 2007, where electron or positron beams with energy of 27.6 GeV collided with a proton beam of $E_p = 920$ GeV, resulting in a center-of-mass energy of $\sqrt{s} = 319$ GeV. The analyzed data sample corresponds to an integrated luminosity of 351.1 pb^{-1} [27], of which about one half was taken with an electron beam, and the other half with a positron beam. The H1 experiment consists of a series of subdetectors positioned around the ep interaction point, including tracking detectors, calorimeters and the muon system. The central tracking system covers the polar angular range $15^\circ < \theta < 165^\circ$ and consists of silicon vertex detectors, drift and proportional chambers. Charged particles are measured with a transverse momentum resolution of $\sigma_{p_T}/p_T = 0.2\% p_T/\text{GeV} \oplus 1.5\%$. Two main calorimeters are used: a liquid argon

calorimeter (LAr) and a lead-scintillating fiber calorimeter (Spacal). The LAr consists of electromagnetic sections made of lead absorbers and hadronic sections with steel absorbers. It covers the range $4^\circ < \theta < 154^\circ$ and full azimuthal angle. Its energy resolution is $\sigma_E/E = 11\%/\sqrt{E/\text{GeV}} \oplus 1\%$ for electrons and $\sigma_E/E \simeq 55\%/\sqrt{E/\text{GeV}} \oplus 3\%$ for charged pions. The Spacal consists of an electromagnetic and hadronic section and records the energy deposited in the backward direction in the range $153^\circ < \theta < 177.5^\circ$. In this analysis, it is used to measure the hadronic energy flow in the region. The tracking detectors and calorimeters are surrounded by a superconducting solenoid providing a magnetic field of 1.16 T. The return yoke is equipped with a muon system.

The analysis strategy follows closely event selection and methodologies used previously [28, 29]. The trigger requires an energy deposit in the electromagnetic section of the LAr. This trigger requirement limits the measurements to the kinematic region of $Q^2 \gtrsim 150 \text{ GeV}^2$ and inelasticity $y < 0.7$. The scattered lepton candidate is identified by requiring that the electromagnetic cluster with the highest momentum is matched to a track and its energy exceeds $E_{e'} > 11 \text{ GeV}$. A set of fiducial cuts and quality requirements [28, 29] suppress non-collision backgrounds and backgrounds from processes other than neutral-current DIS such as photoproduction, charged-current DIS, or QED Compton. The electromagnetic energy scale is calibrated in situ using the double-angle reconstruction method to predict the electron energy. The hadronic energy scale is calibrated by exploiting the transverse momentum balance of the lepton and hadronic final state using a dedicated selection of NC DIS events [30]. An isolated electromagnetic energy deposit without a track pointing to it is classified as a radiated photon from the lepton vertex. It is combined with the lepton candidate if the angular distance is closer to the lepton than to the beam axis, or it is removed from the list of reconstructed particle candidates. After removing tracks and clusters that are associated with the scattered lepton candidate [31], a particle-flow algorithm [32–34] is applied to combine information from the calorimeter and tracking systems and define the objects of the hadronic final state (HFS). The total longitudinal energy-momentum balance of all recorded particle candidates ($\Sigma_{\text{tot}} = \sum_i (E_i - P_{z,i})$) is required to be in the range $45 < \Sigma_{\text{tot}} < 62 \text{ GeV}$, which suppresses events with hard

initial state QED radiation and contributions from photoproduction. This ensures an optimal resolution is achieved of the DIS kinematic observables for the selected events.

The kinematic quantities of the DIS process, i.e. the inelasticity y , the virtuality of the exchanged boson Q^2 , and the Bjorken variable x_{Bj} are reconstructed using the $\text{I}\Sigma$ reconstruction method [35] as

$$y = \frac{\Sigma_h}{\Sigma_{\text{tot}}}, \quad Q^2 = \frac{P_{T,e'}^2}{1-y}, \quad x_{\text{Bj}}E_p = \frac{Q^2}{2\Sigma_h},$$

where Σ_h is the longitudinal energy momentum balance of the HFS, expressed as $\sum_{i \in \text{HFS}}(E_i - P_{z,i})$. The event selection is restricted to the region $Q^2 > 150 \text{ GeV}^2$ and $0.14 < y < 0.7$.

The Lorentz transformation to the Breit frame is given by the boost vector $\vec{b} = (\frac{b_x}{b_E}, \frac{b_y}{b_E}, \frac{b_z}{b_E})$ using the Lorentz four-vector

$$b = q - \frac{q \cdot q}{q \cdot \hat{z}} \hat{z} = q + 2x_{\text{Bj}}P, \quad (1)$$

where $\hat{z} = (1; 0, 0, 1)$, q is the photon four-momentum, P is the proton (beam) four-momentum in the laboratory rest frame and the proton mass is negligible. A convenient expression for the boost to the Breit frame in matrix notation is presented in Appendix A.

Events with an empty current hemisphere are identified by requiring that no HFS particle candidate has positive longitudinal momentum in the Breit frame, i.e.

$$q \cdot p_i < 0 \quad \forall i \in \text{HFS}, \quad (2)$$

and consequently the observed total energy in the current hemisphere is zero,

$$E_C = 0. \quad (3)$$

In order to obtain a higher purity of the empty hemisphere event sample, the photon four-vector q is reconstructed from the observed final state as $q = k - k'$, where k' is the scattered lepton momentum and k the lepton beam momentum four-vector. The effective lepton beam momentum is reconstructed as $k = (\frac{\Sigma_{\text{tot}}}{2}; 0, 0, \frac{\Sigma_{\text{tot}}}{2})$, which reduces sensitivity to initial state QED radiation as compared to using the nominal beam momentum. The selected empty

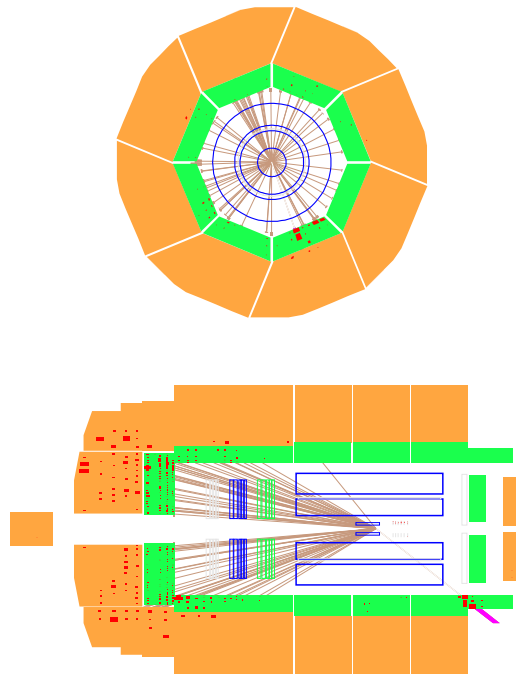


Fig. 2 Display of an event with $Q^2 = 295 \text{ GeV}^2$, $y = 0.18$, and $x_{\text{Bj}} = 0.015$ in the H1 detector in the radial view and in the longitudinal side view. The colored areas indicate different subdetector components, the red boxes indicate the energies of calorimeter clusters, and the straight lines show reconstructed particle candidates.

hemisphere events often have characteristic signatures with high particle multiplicities in the forward region. An example event is illustrated in Fig. 2.

Monte Carlo (MC) event simulations are employed to correct the data for detector acceptance and resolution effects. The signal NC DIS events are generated using the two standard programs Djangoh 1.4 [36] and Rapgap 3.1 [37] as used in H1. Both generators use LO matrix elements which include diagrams for boson-gluon fusion and QCD-Compton processes. Higher order processes are included in Djangoh via the implementation of the Color Dipole Model in Ariadne [38]. In Rapgap they are included via parton showers in the leading logarithmic approximation. The non-perturbative components are modelled with the Lund hadronization model as implemented in Pythia 6 [39–42] with parameters optimized by the ALEPH Collaboration [43]. Both models use the CTEQ6L PDF set [44]. Additionally, both generators adopt Heracles [45] for the simulation of higher order QED radiative effects. The particle level is set by particles with proper lifetime $c\tau > 10 \text{ mm}$, whereas particles with lower lifetime are included by their

decay products. The detector effects on the simulated particle-level events are processed with a detailed simulation of the H1 detector, which is based on Geant 3 [46] and fast shower simulation programs [47–52]. The simulated data are processed with the same offline analysis chain as the real data [53].

The reconstructed kinematic observables x_{Bj} , y and Q^2 are compared with MC predictions in Fig. 3 for all NC events in the selected phase space and for events with a reconstructed empty current hemisphere. Good agreement between the simulations and data are observed.

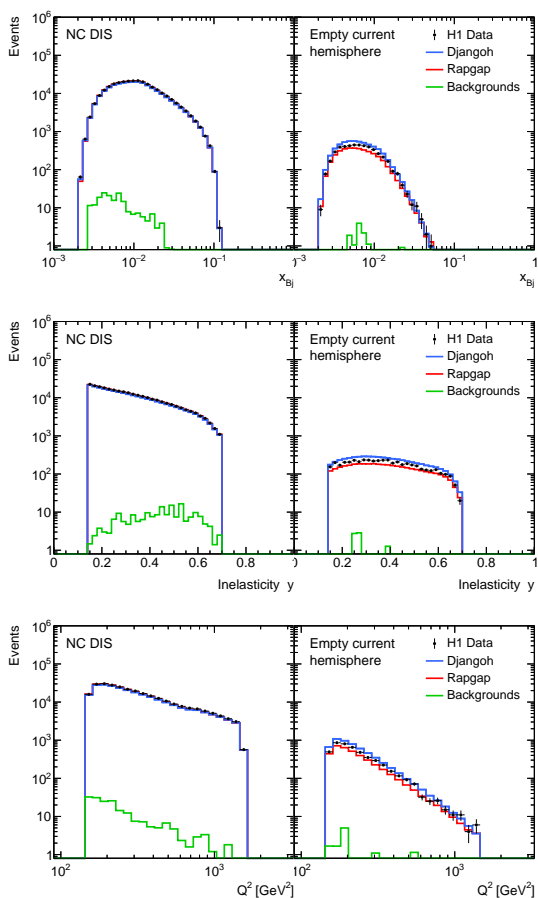


Fig. 3 Event distributions as functions of x_{Bj} (top), y (middle), and Q^2 (bottom) at the detector level in comparison with the simulated MC event samples from Djangoh and Rapgap that further include background events from photoproduction and lower Q^2 . The left panels display events after selection of all NC DIS events, and the right panels display events with an empty current hemisphere in the Breit frame.

It is instructive to study the number of jets (the *jet multiplicity*) in events with an empty hemisphere, since these events are expected to be predominantly present at $\mathcal{O}(\alpha_s)$. To this end, jets are defined in the Breit frame from all HFS objects using the k_t jet algorithm [54] with a distance measure of $R = 1.0$ and using the P_t -recombination scheme. Jets are required to have a transverse momentum p_T greater than 7 GeV in the Breit frame and to fall within the acceptance of the LAr calorimeter, i.e. the polar angular range $9.4^\circ < \theta_{lab}^{jet} < 154^\circ$, when boosted to the laboratory rest frame. The contributions from proton remnants or initial state radiation are highly suppressed due to limited detector acceptance. The jet multiplicity at the detector level is displayed in Fig. 4. It is observed that the jet multiplicity distri-

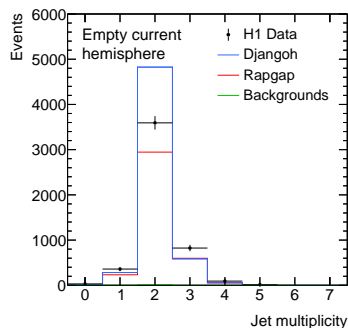


Fig. 4 The number of jets in events with an empty current hemisphere. The jets are defined in the Breit frame and must exceed a transverse momentum greater than 7 GeV in the Breit frame. Further details are given in the caption of Fig. 3.

bution sharply peaks at two jets and no significant number of events without jets are observed. A few events have only one jet, which is attributed to the requirement of $P_T > 7$ GeV, as a second jet can also be with a lower transverse momentum.

The data are corrected for acceptance and resolution effects using a regularized matrix inversion algorithm as implemented in the TUnfold package [55, 56]. For each of the three observables, x_{Bj} , y , and Q^2 , a detector response matrix is constructed from the average of the Djangoh and Rapgap simulations. The matrix contains information on migration probabilities between detector- and particle-level quantities as well as acceptance and reconstruction efficiencies. In order to determine the fraction of empty hemisphere events, two distributions have to be measured: the unfolded event count of empty hemisphere events and the number of events of the inclusive DIS sample. The

response matrix therefore has a 2×2 structure, differentiating events with or without an empty current hemisphere on detector or particle level. The two measured distributions are measured and unfolded simultaneously and the number of DIS events is obtained at the particle level by adding up the two respective entries. This procedure accounts for the migrations between events with an empty current hemisphere and the ones with activities in both hemispheres. Additional bins at the detector level account for migrations from outside the DIS phase space in Q^2 and y . A larger number of bins than the nominal measurement bins are unfolded and the final cross sections are obtained by combining them back into nominal bins. These extra bins effectively divide events into smaller groups where radiation is close to the boundary of the two hemispheres. Such topologies are very sensitive to details of the QCD models and thus have to be resolved in order to minimize model uncertainties. A very small fraction of events identified as background is subtracted from data prior to unfolding. The contributions from photoproduction processes were estimated using Pythia 6 and the ones from the charged-current and low- Q^2 neutral current DIS processes using Djangoh 1.4. The regularization parameter was set to $\tau = 10^{-2.8}$. It has a negligible impact on the unfolded results. The fraction of empty hemisphere events in the inclusive DIS cross section, r , is then defined as

$$r := \frac{n_{(E_C=0)}}{n_{(E_C>0)} + n_{(E_C=0)}} \cdot c_{\text{QED}} = \frac{\sigma_{(E_C=0)}}{\sigma_{(\text{NC DIS})}}, \quad (4)$$

where n_i are the counts of events with an empty hemisphere after unfolding ($E_C = 0$) and the ones with activity in the current hemisphere ($E_C > 0$). The fraction r then represents the ratio of the production cross sections of empty hemisphere events to the inclusive neutral-current DIS cross section $\sigma_{(\text{NC DIS})}$. The factor c_{QED} accounts for higher order QED virtual and real corrections at the lepton vertex and QED Compton processes [57, 58], and also corrects for initial lepton charge effects to an e^-p initial state. The factor c_{QED} is determined with Heracles as implemented in Djangoh 1.4. It is very close to unity, since the effects of QED corrections as well as electroweak effects cancel in the ratio to a large extent.

To estimate systematic uncertainties, each source of uncertainties is varied independently in simulation and the difference between the nominal

results and the ones obtained from the new unfolding matrix is taken as uncertainties attributed to the source, propagated linearly to the results [56]. Two sources of uncertainties on the energy scale of HFS objects, associated with the components contained within high p_T jets and the ones that are not, are treated separately by independently varying the energy of corresponding HFS objects by $\pm 1\%$ [29]. The angular resolutions of the azimuthal angle of the HFS objects and scattered leptons, ± 20 mrad and ± 1 mrad [28], respectively, are taken as sources of systematic uncertainties. The energy resolution of scattered leptons which varies from $\pm 0.5\%$ in the backward and central regions to $\pm 1\%$ in the forward regions is also taken into account. The uncertainty attributed to the modeling of the HFS in the event generator used for unfolding is evaluated by comparing the results when either Djangoh or Rapgap is used to determine the migration matrix. This *model* uncertainty accounts for acceptance, efficiency, and migration effects due to differences in the modelling of the HFS in the MC event generators used. As the final cross sections are reported normalized to the inclusive NC DIS cross section, normalization uncertainties such as luminosity scale or trigger efficiency cancel, and several other uncertainties including those related to the reconstruction of the scattered lepton cancel to a large extent. For the determination of the uncertainties on r after unfolding, systematic uncertainties are considered to be fully correlated across different bins, and statistical uncertainties have a non-zero correlation coefficient after unfolding.

The resulting cross section ratios are compared with predictions from Pythia 8.307 [59–61], which implements DIS matrix elements at leading order and various parton-shower models for higher-order emissions. Two different models are studied: The default ‘simple’ dipole-like p_\perp -ordered shower, and the Dire parton shower [62–64], which is a variant of a dipole shower model. Both models use the Pythia 8.3 default Lund string model for hadronization [61]. Predictions from Powheg Box in NLO pQCD are matched to parton shower and hadronization from Pythia 8.308 [14]. These predictions are referred to as Powheg+Pythia. Furthermore, predictions from the Sherpa 2.2 [65, 66] and Sherpa 3.0 [67] MC event generators are studied. The Sherpa 2.2 predictions employ multi-leg tree-level matrix elements [68] with up to three jets combined with dipole showers [69, 70] and use a cluster

hadronization model [71]. The Sherpa 3.0 predictions employ NLO QCD matrix elements from Openloops [72], combined with a dipole shower based on the truncated shower method [70, 73, 74]. Two hadronization models are implemented and studied: an improved cluster hadronization model (Cluster) [75] and the string fragmentation model of Pythia 8.3 (Lund) [60].

3 Results

The fraction of NC DIS events with no particle candidates in the current hemisphere in the Breit frame is determined at an ep center-of-mass energy of $\sqrt{s} = 319 \text{ GeV}$ in the kinematic region of $150 < Q^2 < 1500 \text{ GeV}^2$ and $0.14 < y < 0.7$. After pre-selection, acceptance and analysis cuts, a total of 4715 event candidates with an empty hemisphere at the detector level were recorded. After unfolding to particle level, the fraction of NC DIS events with an empty hemisphere in the Breit frame is measured to be

$$r = 0.0112 \pm 3.9\%_{\text{stat}} \pm 4.5\%_{\text{syst}} \pm 1.6\%_{\text{mod}}. \quad (5)$$

The first uncertainty represents the statistical, the second the total experimental systematic, and the third the model uncertainty. The fraction r with its uncertainties is compared to various predictions in Table 1. Only statistical uncertainties of these MC models are considered. The predictions of Rappagap 3.1, Powheg+Pythia, Sherpa 2.2 and Sherpa 3.0 are below the data, whereas those of Djangoh 1.4 and Pythia 8.3 are above.

| | r | δr |
|----------------------|---------|------------------------------------------------------------------------------------|
| Data | 0.0112 | $\pm 3.9\%_{\text{stat}}$ $\pm 4.5\%_{\text{syst}}$ $\pm 1.6\%_{\text{mod}}$ |
| Djangoh 1.4 | 0.0150 | $\pm 0.1\%_{\text{stat}}$ |
| Rappagap 3.1 | 0.0096 | $\pm 0.1\%_{\text{stat}}$ |
| Pythia 8.3 | 0.0127 | $\pm 0.1\%_{\text{stat}}$ |
| Pythia 8.3 (Dire) | 0.0120 | $\pm 0.1\%_{\text{stat}}$ |
| Powheg+Pythia | 0.0107 | $\pm 0.1\%_{\text{stat}}$ |
| Sherpa 3.0 (Cluster) | 0.0100 | $\pm 0.1\%_{\text{stat}}$ |
| Sherpa 3.0 (Lund) | 0.0101 | $\pm 0.3\%_{\text{stat}}$ |
| Sherpa 2.2 | 0.00818 | $\pm 0.5\%_{\text{stat}}$ |

Table 1 Comparison of the fraction r of empty current hemisphere events in NC DIS with various predictions in the analyzed phase space $150 < Q^2 < 1500 \text{ GeV}^2$ and $0.14 < y < 0.7$.

The unfolded differential fractions of empty current hemisphere events in NC DIS at the level of stable particles are presented as function of $\log_{10}(x_{\text{Bj}})$, y and Q^2 in Table 2 and are displayed in Fig. 5. It is observed that the fraction of empty current

| $\log_{10}(x_{\text{Bj}})$ | | r | Uncertainties [%] | | |
|----------------------------|-------|---------|------------------------|------------------------|-----------------------|
| min | max | | δ_{stat} | δ_{syst} | δ_{mod} |
| -2.7 | -2.5 | 0.0189 | 19 | 16 | 9.5 |
| -2.5 | -2.3 | 0.0188 | 7.4 | 5.2 | 1.4 |
| -2.3 | -2.1 | 0.0154 | 6.7 | 3.2 | 0.16 |
| -2.1 | -1.9 | 0.0111 | 8.3 | 2.4 | -1.8 |
| -1.9 | -1.7 | 0.00535 | 18 | 5.1 | -2.1 |
| -1.7 | -1.5 | 0.00317 | 37 | 4.0 | -5.6 |
| -1.5 | -1.3 | 0.00288 | 62 | 2.0 | -23 |
| y | | r | Uncertainties [%] | | |
| 0.14 | 0.21 | | 0.00646 | 15 | 4.1 |
| 0.21 | 0.28 | 0.0105 | 11 | 3.0 | -0.5 |
| 0.28 | 0.35 | 0.0103 | 14 | 4.0 | 3.8 |
| 0.35 | 0.42 | 0.0137 | 13 | 4.1 | 3.4 |
| 0.42 | 0.49 | 0.0156 | 13 | 3.5 | 2.5 |
| 0.49 | 0.56 | 0.0136 | 17 | 6.4 | 2.2 |
| 0.56 | 0.63 | 0.0169 | 15 | 3.1 | 0.7 |
| 0.63 | 0.7 | 0.0108 | 30 | 15 | -1.5 |
| $Q^2 [\text{GeV}^2]$ | | r | Uncertainties [%] | | |
| 150 | 208.4 | | 0.0178 | 4.9 | 4.3 |
| 208.4 | 289.6 | 0.0125 | 7.8 | 4.6 | -3.1 |
| 289.6 | 402.4 | 0.00965 | 11 | 4.5 | -2.1 |
| 402.4 | 559.1 | 0.00618 | 21 | 4.7 | -4.0 |
| 559.1 | 776.9 | 0.00305 | 43 | 6.5 | -0.5 |
| 776.9 | 1080 | 0.00151 | 80 | 11 | -12 |
| 1080 | 1500 | 0.00181 | 87 | 3.8 | -2.2 |

Table 2 Measured ratio r of empty current hemisphere cross sections to the inclusive NC DIS cross sections as a function of $\log_{10}(x_{\text{Bj}})$, y , and Q^2 . The uncertainties specify the statistical uncertainty, the total experimental systematic uncertainty, and the model uncertainty.

hemisphere events decreases with increasing x_{Bj} and Q^2 and with decreasing y . This is in line with the expectation that the phase space for Born-level two-parton topology enabling the events of interest decreases with Q^2 and x_{Bj} . The data are compared with predictions from Djangoh 1.4, Pythia 8.3, Powheg+Pythia, Rappagap 3.1, Sherpa 2.2, and Sherpa 3.0. The predictions from Djangoh and Rappagap reasonably describe the overall shape of the data, while Djangoh (Rappagap) tend to over-predict (under-predict) the data in the overall normalisation (c.f. Table 1). The default predictions from Pythia 8.3 with default parton shower or with Dire parton shower both give a good description of the data. At $y \approx 0.5$, the two Pythia variants cross over and the difference is maximized at highest y . Unfortunately the limited data precision in this region does not clearly favor one model over the other. The predictions from Powheg+Pythia and Sherpa 3.0 are consistent with the data within uncertainties.

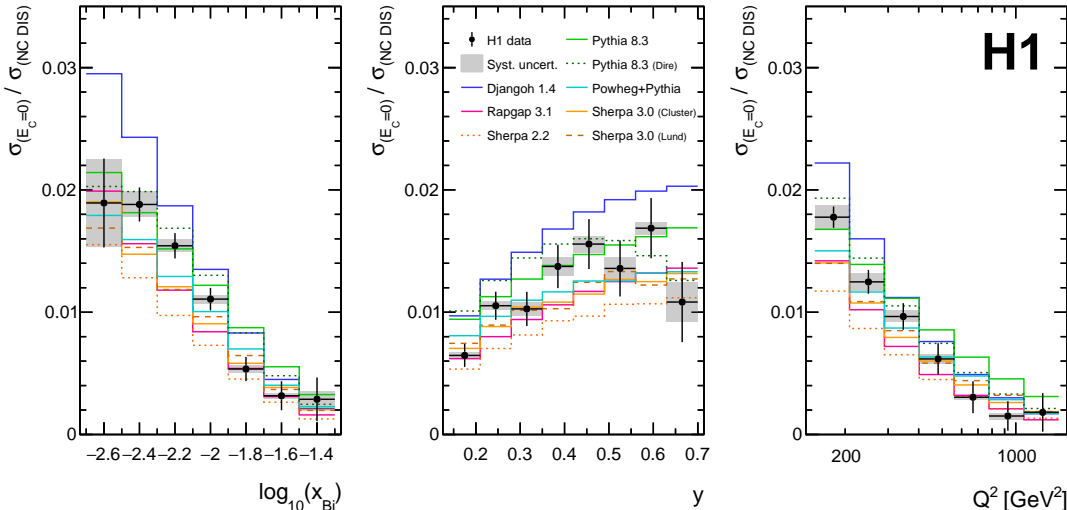


Fig. 5 Ratios of differential cross sections of events with an empty current hemisphere in the Breit frame as a function of x_{Bj} , y and Q^2 . The vertical bars represent the statistical uncertainties, and the shaded area the total systematic uncertainties including model uncertainties. Predictions from Djangoh 1.4, Rapgap 3.1, Pythia 8.3, Powheg+Pythia, Sherpa 2.2 and Sherpa 3.0, are displayed with different colors and line styles. Two variants of parton shower models are studied with Pythia 8.3, and two hadronization models are studied with Sherpa 3.0.

The difference between using the cluster or the Lund string fragmentation model as implemented in Sherpa 3.0 is relatively small. Sherpa 2.2 underpredicts the data in the entire measured x_{Bj} and y range.

4 Conclusions

A measurement of the fraction of events in neutral-current DIS, where the current hemisphere in the Breit frame is completely empty, is presented. The measurement is performed in the kinematic region of $150 < Q^2 < 1500 \text{ GeV}^2$ and $0.14 < y < 0.7$ for an electron-proton center-of-mass energy of 319 GeV . Although the analysis of electron-proton collision events in the Breit frame has similarities with hadronic final states in e^+e^- annihilation, this particular class of empty current hemisphere events is not present in e^+e^- or pp collisions. The fraction of empty current hemisphere events was measured to be $0.0112 \pm 6.2\%$ in the selected DIS phase space.

These event configurations were predicted previously in perturbative QCD as the first order corrections to the quark-parton model at α_s . However, the impact of higher-order pQCD corrections or hadronization on these events has not been investigated in great detail in the literature.

The measurement provides a first direct observation of these quite spectacular event topologies, as

well as a differential measurement as functions of the DIS kinematic variables x_{Bj} , y and Q^2 . Among the dedicated DIS Monte Carlo event generators Rapgap slightly underestimates the data, while Djangoh tends to overestimate. The general purpose event generator program Pythia 8.3 provides a good description of the data, both with the default parton shower or the Dire parton shower. The event generators Powheg+Pythia and Sherpa 3.0 provide a good description of the data, whereas Sherpa 2.2 underestimates the data.

These new data are anticipated to help improve and validate parton shower and hadronization models for e^+e^- , ep and pp collision systems, and will pave the way for optimal event generator models for future lepton-proton colliders [76–78]. It will be interesting to perform measurements at lower and higher Q^2 in the future.

Acknowledgements

We are grateful to the HERA machine group whose outstanding efforts have made this experiment possible. We thank the engineers and technicians for their work in constructing and maintaining the H1 detector, our funding agencies for financial support, the DESY technical staff for continual assistance and the DESY directorate for support and for

the hospitality which they extend to the non-DESY members of the collaboration. We express our thanks to all those involved in securing not only the H1 data but also the software and working environment for long term use, allowing the unique H1 data set to continue to be explored. The transfer from experiment specific to central resources with long term support, including both storage and batch systems, has also been crucial to this enterprise. We therefore also acknowledge the role played by DESY-IT and all people involved during this transition and their future role in the years to come.

^{f1} supported by the U.S. DOE Office of Science

^{f2} supported by FNRS-FWO-Vlaanderen, IISN-IHKW and IWT and by Interuniversity Attraction Poles Programme, Belgian Science Policy

^{f3} supported by the UK Science and Technology Facilities Council, and formerly by the UK Particle Physics and Astronomy Research Council

^{f4} supported by the Romanian National Authority for Scientific Research under the contract PN 09370101

^{f5} supported by the Bundesministerium für Bildung und Forschung, FRG, under contract numbers 05H09GUF, 05H09VHC, 05H09VHF, 05H16PEA

^{f6} partially supported by Polish Ministry of Science and Higher Education, grant DPN/N168/DESY/2009

^{f7} partially supported by Ministry of Science of Montenegro, no. 05-1/3-3352

^{f8} supported by the Ministry of Education of the Czech Republic under the project INGO-LG14033

^{f9} supported by CONACYT, México, grant 48778-F

^{f10} supported by the Swiss National Science Foundation

References

- [1] H. Fritzsch, M. Gell-Mann and H. Leutwyler, *Phys. Lett. B* **47** (1973) 365–368.
- [2] D. J. Gross and F. Wilczek, *Phys. Rev. D* **8** (1973) 3633–3652.
- [3] D. J. Gross and F. Wilczek, *Phys. Rev. Lett.* **30** (1973) 1343–1346.
- [4] H. D. Politzer, *Phys. Rev. Lett.* **30** (1973) 1346–1349.
- [5] R. E. Taylor, H. W. Kendall and J. I. Friedman, *Rev. Mod. Phys.* **63** (1991) 573–629.
- [6] H. Abramowicz and A. Caldwell, *Rev. Mod. Phys.* **71** (1999) 1275–1410, [arXiv:hep-ex/9903037](https://arxiv.org/abs/hep-ex/9903037).
- [7] M. Klein and R. Yoshida, *Prog. Part. Nucl. Phys.* **61** (2008) 343–393, [arXiv:0805.3334](https://arxiv.org/abs/0805.3334).
- [8] P. Newman and M. Wing, *Rev. Mod. Phys.* **86** (2014) 1037, [arXiv:1308.3368](https://arxiv.org/abs/1308.3368).
- [9] F. Gross *et al.*, *Eur. Phys. J. C* **83** (2023) 1125, [arXiv:2212.11107](https://arxiv.org/abs/2212.11107).
- [10] M. Begel *et al.*, “Precision QCD, Hadronic Structure & Forward QCD, Heavy Ions: Report of Energy Frontier Topical Groups 5, 6, 7 submitted to Snowmass 2021,” 9 2022, [arXiv:2209.14872](https://arxiv.org/abs/2209.14872).
- [11] M. van Beekveld and S. Ferrario Ravasio, “Next-to-leading-logarithmic PanScales showers for Deep Inelastic Scattering and Vector Boson Fusion,” 5 2023, [arXiv:2305.08645](https://arxiv.org/abs/2305.08645).
- [12] M. Knobbe, D. Reichelt and S. Schumann, “(N)NLO+NLL’ accurate predictions for plain and groomed 1-jettiness in neutral current DIS,” 6 2023, [arXiv:2306.17736](https://arxiv.org/abs/2306.17736).
- [13] T. Lappi, H. Mäntysaari, H. Paukkunen and M. Tevio, “Collider physics with no PDFs,” in *30th International Workshop on Deep-Inelastic Scattering and Related Subjects.* 7 2023. [arXiv:2307.01573](https://arxiv.org/abs/2307.01573).
- [14] A. Banfi, S. Ferrario Ravasio, B. Jäger, A. Karlberg, F. Reichenbach and G. Zanderighi, *JHEP* **02** (2024) 023, [arXiv:2309.02127](https://arxiv.org/abs/2309.02127).
- [15] H. Cao, Z.-B. Kang, X. Liu and S. Mantry, “The DIS 1-Jettiness Event Shape at N³LL+ $\mathcal{O}(\alpha_s^2)$,” 1 2024, [arXiv:2401.01941](https://arxiv.org/abs/2401.01941).
- [16] R. P. Feynman, *Photon-hadron interactions.* Frontiers in physics. Benjamin, Reading, MA, USA, 1973. <https://bib-pubdb1.desy.de/record/356451>. Reading 1972, 282p.
- [17] K. H. Streng, T. F. Walsh and P. M. Zerwas, *Z. Phys. C2* (1979) 237.
- [18] B. R. Webber, “Hadronic final states,” in *3rd Workshop on Deep Inelastic Scattering and QCD (DIS 95).* 4 1995. [arXiv:hep-ph/9510283](https://arxiv.org/abs/hep-ph/9510283).
- [19] M. Dasgupta and B. R. Webber, *Eur. Phys. J. C* **1** (1998) 539–546, [arXiv:hep-ph/9704297](https://arxiv.org/abs/hep-ph/9704297).
- [20] D. Kang, C. Lee and I. W. Stewart, *JHEP* **11**

- (2014) 132, [arXiv:1407.6706](#).
- [21] H1 Collaboration, I. Abt *et al.*, “The H1 detector at HERA,” 7 1993, [DESY Report DESY-93-103](#).
- [22] H1 Calorimeter Group Collaboration, B. Andrieu *et al.*, *Nucl. Instrum. Meth. A* 336 (1993) 460–498.
- [23] H1 Collaboration, I. Abt *et al.*, *Nucl. Instrum. Meth. A* 386 (1997) 310–347.
- [24] H1 Collaboration, I. Abt *et al.*, *Nucl. Instrum. Meth. A* 386 (1997) 348–396.
- [25] H1 SPACAL Group Collaboration, R. D. Appuhn *et al.*, *Nucl. Instrum. Meth. A* 386 (1997) 397–408.
- [26] D. Pitzl *et al.*, *Nucl. Instrum. Meth. A* 454 (2000) 334–349, [arXiv:hep-ex/0002044](#).
- [27] H1 Collaboration, F. D. Aaron *et al.*, *Eur. Phys. J. C* 72 (2012) 2163, [arXiv:1205.2448](#). [Erratum: *Eur.Phys.J.C* 74, 2733 (2012)].
- [28] H1 Collaboration, F. D. Aaron *et al.*, *JHEP* 1209 (2012) 061, [arXiv:1206.7007](#).
- [29] H1 Collaboration, V. Andreev *et al.*, *Eur. Phys. J. C* 75 (2015) 65, [arXiv:1406.4709](#).
- [30] R. Kogler, *Measurement of jet production in deep-inelastic ep scattering at HERA*. PhD thesis, Hamburg U., 2011.
- [31] H1 Collaboration, C. Adloff *et al.*, *Eur. Phys. J. C* 30 (2003) 1, [arXiv:hep-ex/0304003](#).
- [32] M. Peez, *Search for deviations from the standard model in high transverse energy processes at the electron proton collider HERA*. PhD thesis, U. Lyon, 10 2003.
- [33] S. Hellwig, “Untersuchung der $D^* - \pi_{slow}$ Double Tagging Methode in Charmanalysen,” master thesis, Hamburg U., 2004.
- [34] B. Portheault, *First measurement of charged and neutral current cross sections with the polarized positron beam at HERA II and QCD-electroweak analyses*. PhD thesis, U. Paris XI Orsay, 3 2005.
- [35] U. Bassler and G. Bernardi, *Nucl. Instrum. Meth. A* 361 (1995) 197–208, [arXiv:hep-ex/9412004](#).
- [36] K. Charchula, G. A. Schuler and H. Spiesberger, *Comput. Phys. Commun.* 81 (1994) 381–402.
- [37] H. Jung, *Comput. Phys. Commun.* 86 (1995) 147–161.
- [38] L. Lönnblad, *Comput. Phys. Commun.* 71 (1992) 15–31.
- [39] B. Andersson, G. Gustafson, G. Ingelman and T. Sjöstrand, *Phys. Rept.* 97 (1983) 31–145.
- [40] T. Sjöstrand, *Comput. Phys. Commun.* 82 (1994) 74–90.
- [41] T. Sjöstrand, “PYTHIA 5.7 and JETSET 7.4: Physics and manual,” 2 1994, [arXiv:hep-ph/9508391](#).
- [42] T. Sjöstrand, L. Lönnblad and S. Mrenna, “PYTHIA 6.2: Physics and manual,” 2001, [arXiv:hep-ph/0108264](#).
- [43] ALEPH Collaboration, R. Barate *et al.*, *Phys. Rept.* 294 (1998) 1–165.
- [44] J. Pumplin, D. R. Stump, J. Huston, H. L. Lai, P. M. Nadolsky and W. K. Tung, *JHEP* 07 (2002) 012, [arXiv:hep-ph/0201195](#).
- [45] A. Kwiatkowski, H. Spiesberger and H. J. Mohring, *Comput. Phys. Commun.* 69 (1992) 155–172.
- [46] R. Brun, F. Bruyant, M. Maire, A. C. McPherson and P. Zancarini, “GEANT3,” 9 1987, [CERN-DD-EE-84-1](#).
- [47] H. Fesefeldt, “The Simulation of Hadronic Showers: Physics and Applications,” Dec 1985, [PITHA-85-02](#).
- [48] G. Grindhammer, M. Rudowicz and S. Peters, *Nucl. Instrum. Meth. A* 290 (1990) 469.
- [49] H1 Collaboration, J. Gayler, “Simulation of H1 calorimeter test data with GHEISHA and FLUKA,” in *Workshop on Detector and Event Simulation in High-energy Physics (MC '91)*, p. 312. 1991.
- [50] M. Kuhlen, “The Fast H1 detector Monte Carlo,” in *26th International Conference on High-energy Physics*, pp. 1787–1790. 1992.
- [51] G. Grindhammer and S. Peters, “The Parameterized simulation of electromagnetic showers in homogeneous and sampling calorimeters,” in *International Conference on Monte Carlo Simulation in High-Energy and Nuclear Physics (MC '93)*. 2 1993. [arXiv:hep-ex/0001020](#).
- [52] A. Glazov, N. Raicevic and A. Zhokin, *Comput. Phys. Commun.* 181 (2010) 1008–1012.
- [53] H1 Collaboration, D. Britzger, S. Levonian, S. Schmitt and D. South, *EPJ Web Conf.* 251 (2021) 03004, [arXiv:2106.11058](#).
- [54] S. Catani, Y. L. Dokshitzer, M. H. Seymour and B. R. Webber, *Nucl. Phys. B* 406 (1993) 187–224.
- [55] V. Blobel, “Unfolding Methods in High-energy Physics Experiments,” in *Proceedings, CERN School of Computing: Aiguablava, Spain, September 9-22 1984*. 1984.
- [56] S. Schmitt, *JINST* 7 (2012) T10003, [arXiv:1205.6201](#).
- [57] H1 Collaboration, C. Adloff *et al.*, *Eur. Phys.*

- J. C13* (2000) 609, [arXiv:hep-ex/9908059](#).
- [58] H1 Collaboration, V. Andreev *et al.*, *Eur. Phys. J. C* **78** (2018) 777, [arXiv:1806.01176](#).
- [59] T. Sjöstrand, S. Ask, J. R. Christiansen, R. Corke, N. Desai, P. Ilten, S. Mrenna, S. Prestel, C. O. Rasmussen and P. Z. Skands, *Comput. Phys. Commun.* **191** (2015) 159–177, [arXiv:1410.3012](#).
- [60] C. Bierlich *et al.*, “A comprehensive guide to the physics and usage of PYTHIA 8.3,” 3 2022, [arXiv:2203.11601](#).
- [61] The Pythia authors, “Pythia 8.3 documentation.” <https://pythia.org>, 2021.
- [62] S. Höche and S. Prestel, *Eur. Phys. J. C* **75** (2015) 461, [arXiv:1506.05057](#).
- [63] S. Höche and S. Prestel, *Phys. Rev. D* **96** (2017) 074017, [arXiv:1705.00742](#).
- [64] S. Höche, F. Krauss and S. Prestel, *JHEP* **10** (2017) 093, [arXiv:1705.00982](#).
- [65] Sherpa Collaboration, E. Bothmann *et al.*, *SciPost Phys.* **7** (2019) 034, [arXiv:1905.09127](#).
- [66] T. Gleisberg, S. Höche, F. Krauss, M. Schonherr, S. Schumann, F. Siegert and J. Winter, *JHEP* **02** (2009) 007, [arXiv:0811.4622](#).
- [67] S. Schumann, S. Höche, D. Reichelt, M. Knobbe, F. Krauss *et al.*, “Predictions with the beta version of Sherpa 3,” Apr 2023. <https://sherpa-team.gitlab.io/changelog.html>. <https://sherpa-team.gitlab.io/changelog.html>.
- [68] C. Duhr, S. Höche and F. Maltoni, *JHEP* **08** (2006) 062, [arXiv:hep-ph/0607057](#).
- [69] S. Catani, F. Krauss, R. Kuhn and B. R. Webber, *JHEP* **11** (2001) 063, [arXiv:hep-ph/0109231](#).
- [70] S. Schumann and F. Krauss, *JHEP* **03** (2008) 038, [arXiv:0709.1027](#).
- [71] J.-C. Winter, F. Krauss and G. Soff, *Eur. Phys. J. C* **36** (2004) 381–395, [arXiv:hep-ph/0311085](#).
- [72] OpenLoops 2 Collaboration, F. Buccioni, J.-N. Lang, J. M. Lindert, P. Maierhöfer, S. Pozzorini, H. Zhang and M. F. Zoller, *Eur. Phys. J. C* **79** (2019) 866, [arXiv:1907.13071](#).
- [73] S. Höche, F. Krauss, S. Schumann and F. Siegert, *JHEP* **05** (2009) 053, [arXiv:0903.1219](#).
- [74] S. Höche, F. Krauss, M. Schonherr and F. Siegert, *JHEP* **04** (2013) 027, [arXiv:1207.5030](#).
- [75] G. S. Chahal and F. Krauss, *SciPost Phys.* **13** (2022) 019, [arXiv:2203.11385](#).
- [76] FCC Collaboration, A. Abada *et al.*, *Eur. Phys. J. C* **79** (2019) 474.
- [77] LHeC, FCC-he Study Group Collaboration, P. Agostini *et al.*, *J. Phys. G* **48** (2021) 110501, [arXiv:2007.14491](#).
- [78] R. Abdul Khalek *et al.*, *Nucl. Phys. A* **1026** (2022) 122447, [arXiv:2103.05419](#).

A Boost to the Breit frame

In order to facilitate this analysis, the matrix M for the Lorentz boost from the laboratory frame to the Breit frame was derived:

$$p^b = M \cdot p^{\text{Lab}}. \quad (6)$$

It can be conveniently expressed in terms of the four-vectors b , Eq. (1), and q . We consider Eq. (6) as a plain matrix multiplication without metric tensor. The laboratory rest frame is given by the right-handed HERA rest frame, where the proton beam moves along the positive z direction, so that the x axis points to the center of the HERA ring. In the Breit frame we also use a right-handed coordinate system, but adopt the definition from Ref. [17], such that the photon moves along the positive z axis with momentum $q^b = (0; 0, 0, Q)$, and thus the proton beam and the beam fragments go along the negative z axis. The azimuthal rotation can be chosen freely. When leaving the x - y plane unaltered, one finds that the Lorentz boost is expressed as

$$M = -\frac{1}{Q} \begin{pmatrix} 1 & 0 & \frac{Q}{\Sigma} q_x & \frac{Q}{\Sigma} q_x \\ 0 & 1 & \frac{Q}{\Sigma} q_y & \frac{Q}{\Sigma} q_y \\ q_x & q_y & q_z & -q_E \\ b_x & b_y & b_z & -b_E \end{pmatrix}, \quad (7)$$

using $\Sigma = q \cdot \hat{z} = q_E - q_z$. The negative sign originates from the different choices of the z axis in the two frames. When defining the x axis along the transverse momentum of the scattered lepton, the matrix M becomes

$$M_{(\phi_{e'}^b=0)} = - \begin{pmatrix} \frac{q_x}{q_T} & \frac{q_y}{q_T} & \frac{q_T}{\Sigma} & -\frac{q_T}{\Sigma} \\ \frac{q_y}{q_T} & \frac{q_x}{q_T} & 0 & 0 \\ \frac{q_T}{Q} & \frac{q_T}{Q} & \frac{q_z}{Q} & -\frac{q_E}{Q} \\ \frac{b_x}{Q} & \frac{b_y}{Q} & \frac{b_z}{Q} & -\frac{b_E}{Q} \end{pmatrix}. \quad (8)$$

Hence, the longitudinal momentum and the energy component in the Breit frame of a laboratory frame

momentum p is conveniently expressed as

$$p_z^b = -\frac{q \cdot p}{Q} \quad \text{and} \quad p_E^b = -\frac{b \cdot p}{Q}, \quad (9)$$

and the current hemisphere is defined by $p_z^b > 0$, while the target/fragmentation hemisphere has $p_z^b < 0$. Interestingly, the four-vectors in the Breit frame can be expressed without evaluating the Bjorken scaling variable x_{Bj} , c.f. Eq. (1).