

Towards Efficient Risk-Sensitive Policy Gradient: An Iteration Complexity Analysis

Rui Liu¹, Erfan Noorani², Pratap Tokekar¹

Abstract—Reinforcement Learning (RL) has shown exceptional performance across various applications, enabling autonomous agents to learn optimal policies through interaction with their environments. However, traditional RL frameworks often face challenges in terms of iteration complexity and robustness. Risk-sensitive RL, which balances expected return and risk, has been explored for its potential to yield probabilistically robust policies, yet its iteration complexity analysis remains underexplored. In this study, we conduct a thorough iteration complexity analysis for the risk-sensitive policy gradient method, focusing on the REINFORCE algorithm and employing the exponential utility function. We obtain an iteration complexity of $\mathcal{O}(\epsilon^{-2})$ to reach an ϵ -approximate first-order stationary point (FOSP). We investigate whether risk-sensitive algorithms can potentially achieve better iteration complexity compared to their risk-neutral counterparts. Our theoretical analysis demonstrates that risk-sensitive REINFORCE can potentially have a reduced number of iterations required for convergence. This leads to improved iteration complexity, as employing the exponential utility does not entail additional computation per iteration. We characterize the conditions under which risk-sensitive algorithms can potentially achieve better iteration complexity. Our simulation results also validate that risk-averse cases can converge and stabilize more quickly after 41% of the episodes compared to their risk-neutral counterparts.

I. INTRODUCTION

Reinforcement Learning (RL) is the problem of learning optimal policies through interactions with an environment [1, 2]. RL has shown remarkable success in a wide range of applications, e.g., board and video game playing [3, 4]. However, it is widely acknowledged that classical RL is both lacking in robustness and falls short in terms of iteration efficiency [5, 6]. One reason is that standard RL only takes expected return into consideration. Risk-Sensitive RL algorithms [7–9] mitigate these issues by taking into account not only the expected value of performance but also its variability. This allows for adjusting the balance between the expected return and variability. Consideration of risk is crucial in high-stake and safety critical applications, such as finance [10, 11], autonomous driving [12] and robotics [13]. In these practical scenarios, it is not enough to merely optimize for expected rewards. Various risk measures, such as Conditional Value-at-Risk (CVaR) [14, 15], Optimized Certainty Equivalents (OCE) [16] and exponential utility function [7, 15, 17–19], have been used to incorporate risk into RL algorithms. The robustness of the policies obtained using risk-sensitive RL algorithms that use exponential utility function has been proven analytically and has been shown experimentally, e.g., see [20].

While previous work has derived risk-sensitive RL algorithms based on these risk measures, their iteration complexity has received limited attention. Nevertheless, understanding iteration complexity [21–23] can provide theoretical insights into risk-sensitive RL and guide the development of more efficient algorithms. In practical scenarios, if risk-sensitive algorithms can converge more quickly or efficiently while managing risk effectively, they could offer significant advantages over traditional methods. Inspired by this consideration, we focus on the issue of iteration complexity of risk-sensitive RL algorithms. And we aim to answer the primary question: *Do risk-sensitive algorithms potentially exhibit improved iteration complexity over standard algorithms?* For example, if a risk-sensitive policy avoids overly risky actions, it might reduce the likelihood of catastrophic failures that would otherwise require many iterations to recover from.

In this paper, we focus on the policy gradient (PG) method REINFORCE [1, 24, 25] and its risk-sensitive counterpart [19], which employs the exponential utility. Previous studies have examined the iteration complexity of the standard risk-neutral REINFORCE algorithm, but few have explored the iteration complexity of the risk-sensitive REINFORCE as we mentioned. Papini et al. [26] introduced the stochastic variance-reduced policy gradient (SVRPG) method, which requires $\mathcal{O}(\epsilon^{-2})$ iterations to achieve $\|\nabla J(\theta)\| \leq \epsilon$. Xu et al. [27] provided an improved convergence analysis of SVRPG and show an iteration complexity of $\mathcal{O}(\epsilon^{-\frac{5}{3}})$ to achieve an ϵ -approximate first-order stationary point (FOSP). Subsequently, Xu et al. [28] proposed a SRVRPG algorithm that improves this iteration complexity to $\mathcal{O}(\epsilon^{-\frac{3}{2}})$. Papini et al. [29] proved the $\mathcal{O}(\epsilon^{-2})$ iteration complexity for REINFORCE. Yuan et al. [30] achieved an $\mathcal{O}(\epsilon^{-2})$ iteration complexity for the exact gradient of the REINFORCE algorithm aimed at reaching a FOSP.

TABLE I: Iteration complexity results of previous standard REINFORCE and our risk-sensitive REINFORCE. RN denotes risk-neutral and RS denotes risk-sensitive.

Reference	Type	Guarantee	Bound
Papini et al. [26]	RN	FOSP	$\mathcal{O}(\epsilon^{-2})$
Xu et al. [27]	RN	FOSP	$\mathcal{O}(\epsilon^{-\frac{5}{3}})$
Xu et al. [28]	RN	FOSP	$\mathcal{O}(\epsilon^{-\frac{3}{2}})$
Papini et al. [29]	RN	FOSP	$\mathcal{O}(\epsilon^{-2})$
Yuan et al. [30]	RN	FOSP	$\mathcal{O}(\epsilon^{-2})$
Ours	RS	FOSP	$\mathcal{O}(\epsilon^{-2})$

In this study, we analyze the iteration complexity of the risk-sensitive REINFORCE under a most general assumption of bounding the second moment of the gradient. This analysis

¹University of Maryland, email: {ruiliu, tokekar}@umd.edu

²MIT Lincoln Laboratory, email: enoorani@umd.edu

is the first of its kind. We present in Table I iteration complexity results from some previous studies on standard risk-neutral REINFORCE and our risk-sensitive REINFORCE. We not only provide insights into the iteration complexity of risk-sensitive REINFORCE but also draw a comparison with the standard risk-neutral REINFORCE, which serves as the baseline. Our analysis reveals that the risk-sensitive algorithm can achieve convergence with a reduced number of iterations under certain risk-sensitive parameters.

Overall, we contribute in two key aspects and we discuss these contributions in detail here:

a) Iteration complexity analysis for risk-sensitive REINFORCE: We first conduct a comprehensive analysis of the iteration complexity for the risk-sensitive REINFORCE algorithm, which exhibits an iteration complexity of $\mathcal{O}(\epsilon^{-2})$. This analysis aims to achieve an ϵ -approximate first-order stationary point (FOSP) such that $\mathbb{E}[\|\nabla J_\beta(\theta)\|] \leq \epsilon$, where J_β is the risk-sensitive value function parameterized by θ with a risk-sensitive parameter β . Our analysis builds on an expected smoothness assumption [31], as shown in Assumption 2. This assumption bounds the second moment of the gradient and serves as the most general assumption for modeling it.

Notably, previous work [30] successfully derived convergence rates and iteration complexity results for the standard risk-neutral REINFORCE algorithm, relying on the this assumption, which they referred to as the ABC assumption. However, they did not examine the risk-sensitive REINFORCE algorithm. They suggested that an interesting avenue of investigation would be to determine whether the analysis based on the ABC assumption can be extended to other domains or algorithms. To the best of our knowledge, this is the first instance of such an extension, adding a novel perspective to the field of risk-sensitive reinforcement learning.

b) Iteration complexity comparison between risk-sensitive and risk-neutral REINFORCE: We formally compare the iteration complexity of risk-sensitive and risk-neutral REINFORCE. Both algorithms exhibit iteration complexities of $\mathcal{O}(\epsilon^{-2})$, guaranteed by a FOSP. However, when the risk-sensitive parameter β is chosen appropriately, we can potentially achieve a reduced number of iterations required for convergence for the risk-sensitive algorithm compared to its risk-neutral counterpart. We quantify such β values in Theorem 2.

II. PRELIMINARIES

Assumption 1 (Lipschitz Smoothness): There exists $L \in \mathbb{R}^+$ such that, for all $\theta, \theta' \in \mathbb{R}^d$ with l_2 norm, we have

$$\|\nabla J(\theta) - \nabla J(\theta')\| \leq L \|\theta - \theta'\|, \quad (1)$$

where the function $J(\theta)$ is the expected return parameterized by θ .

We begin by using the Lipschitz smoothness assumption, which gives:

$$J(\theta') \leq J(\theta) + \nabla J(\theta)(\theta' - \theta)^\top + \frac{L}{2} \|\theta' - \theta\|^2. \quad (2)$$

Let the right-hand side of this inequality be defined as $g(\theta') = J(\theta) + \nabla J(\theta)(\theta' - \theta)^\top + \frac{L}{2} \|\theta' - \theta\|^2$. Taking the argmax over $g(\theta')$, we obtain:

$$\theta^* = \theta - \frac{1}{L} \nabla J(\theta). \quad (3)$$

Thus, we have $J(\theta^*) \leq g(\theta^*) = J(\theta) - \frac{1}{2L} \|\nabla J(\theta)\|^2$. By performing gradient descent based on

$$\theta_{t+1} = \theta_t - \frac{1}{L} \nabla J(\theta_t), \quad (4)$$

we have:

$$J(\theta_t) - J(\theta_{t+1}) \geq \frac{1}{2L} \|\nabla J(\theta_t)\|^2. \quad (5)$$

Summing over $T + 1$ steps gives:

$$J(\theta_0) - J(\theta^*) \geq J(\theta_0) - J(\theta_T) \geq \frac{1}{2L} \sum_{t=0}^T \|\nabla J(\theta_t)\|^2, \quad (6)$$

where $J(\theta^*)$ is the global optimum. From this, we obtain the bound:

$$\min_{0 \leq t \leq T} \|\nabla J(\theta_t)\|^2 \leq \frac{2L(J(\theta_0) - J(\theta^*))}{T + 1}. \quad (7)$$

This bound constrains the second moment of the gradient based on the smoothness assumption of the value function and policy parameterization.

Next, we integrate risk into the framework by using the exponential utility function [7, 15, 17–19, 32], transitioning from the risk-neutral objective J to the risk-sensitive objective J_β , where β is the risk-sensitivity parameter. By performing a Taylor expansion of the exponential utility function, we capture both the expected value and the variance, thereby integrating risk directly into the optimization process.

Building on the Lipschitz smoothness assumption, we introduce a new assumption that bounds the second moment of the gradient for the risk-sensitive objective, following [31].

Assumption 2 (Expected smoothness [31]): There exists constants $A, B, C \in \mathbb{R}_{\geq 0}$ such that for all $\theta \in \mathbb{R}^d$, the policy gradient estimator $\widehat{\nabla} J_\beta(\theta)$ satisfies

$$\mathbb{E} \left[\left\| \widehat{\nabla} J_\beta(\theta) \right\|^2 \right] \leq 2A(J_\beta^* - J_\beta(\theta)) + B \|\nabla J_\beta(\theta)\|^2 + C. \quad (8)$$

III. POLICY GRADIENT METHODS

Following the preliminaries of smoothness assumption of value function and policy parameterization, in this section, we discuss policy gradient (PG) methods, including some preliminaries about the Markov Decision Process (MDP), the REINFORCE algorithm, and the risk-sensitive REINFORCE algorithm.

A. Markov Decision Process (MDP)

We examine a Markov Decision Process (MDP) characterized by the tuple $\{\mathcal{S}, \mathcal{A}, \mathcal{P}, r, \gamma, \rho\}$. In this setup, \mathcal{S} represents the state space, \mathcal{A} is the action space, and \mathcal{P} is the transition model. The transition model, denoted as $\mathcal{P}(s' | s, a)$, signifies the probability of transitioning from state s to s' when taking action a . The reward function, denoted as $r(s, a)$, produces bounded rewards in the range of $[r_{\min}, r_{\max}]$ for state-action pairs (s, a) .

The parameters $\gamma \in [0, 1)$ and ρ denote the discount factor and the initial state distribution, respectively. The agent's behavior is captured through a policy π , which resides in the space of probability distributions over actions at each state. This is represented as $\pi(a | s)$.

We define the probability density $p(\tau | \pi)$ for a single trajectory τ being generated under policy π as follows:

$$p(\tau | \pi) = \rho(s_0) \prod_{t=0}^{\infty} \pi(a_t | s_t) \mathcal{P}(s_{t+1} | s_t, a_t). \quad (9)$$

Let $\mathcal{R}(\tau) =: \sum_{t=0}^{\infty} \gamma^t r(s_t, a_t)$ be the total discounted rewards accumulated along trajectory τ . We define the risk-neutral expected return of π as:

$$J(\pi) \stackrel{\text{def}}{=} \mathbb{E}_{\tau \sim p(\cdot | \pi)} [\mathcal{R}(\tau)]. \quad (10)$$

B. REINFORCE Algorithm

We consider stochastic and parameterized policies, represented as $\{\pi_\theta : \theta \in \mathbb{R}^d\}$, with the underlying assumption that these policies are differentiable concerning the parameter θ . Let's define $J(\pi_\theta)$ as $J(\theta)$, and we can also express the probability of a trajectory given θ as $p(\tau | \pi_\theta) = p(\tau | \theta)$.

Policy gradient (PG) methods utilize gradient ascent within the parameter space θ , to identify the policy that maximizes the expected return. We denote the corresponding optimal expected return as $J^* \stackrel{\text{def}}{=} J(\theta^*)$.

The gradient $\nabla J(\theta)$ of the expected return is expressed as following:

$$\nabla J(\theta) = \int \mathcal{R}(\tau) \nabla p(\tau | \theta) d\tau \quad (11)$$

$$\stackrel{9}{=} \mathbb{E}_\tau \left[\sum_{t=0}^{\infty} \nabla_\theta \log \pi_\theta(a_t | s_t) \sum_{t'=0}^{\infty} \gamma^{t'} r(s_{t'}, a_{t'}) \right] \quad (12)$$

$$= \mathbb{E}_\tau \left[\sum_{t=0}^{\infty} \nabla_\theta \log \pi_\theta(a_t | s_t) R(t) \right], \quad (13)$$

where we define $R(t) \stackrel{\text{def}}{=} \sum_{t'=t}^{\infty} \gamma^{t'} r(s_{t'}, a_{t'})$ as the discounted rewards-to-go.

C. Risk-Sensitive REINFORCE Algorithm

After discussing the risk-neutral PG, we study the risk-sensitive PG, which is an extension of the traditional PG [1, 33]. In this extension, the objective is to optimize a policy by considering not only the expected return but also some measures of risk, such as conditional value-at-risk (CVaR)

[14, 15], optimized certainty equivalents (OCE) [16] and exponential utility function [7, 15, 17–19].

In this work, we employ the exponential utility function to incorporate risk into the system's performance measure due to its computation convenience and mathematical tractability. The risk-sensitive REINFORCE algorithm aims to maximize the following objective:

$$J_\beta(\pi) =: \mathbb{E}_{\tau \sim p(\cdot | \pi)} \left[\beta e^{\beta \mathcal{R}(\tau)} \right], \quad (14)$$

where $J_\beta(\pi)$ is the risk-sensitive objective following a policy π and satisfies the Lipschitz smoothness in Assumption 1, $\beta \neq 0$ represents the risk-sensitivity parameter, $\mathcal{R}(\tau)$ denotes the cumulative discounted rewards along a trajectory τ as in Section III-A.

Some previous work [17, 34] utilized the objective of the entropic risk measure, defined as $\frac{1}{\beta} \log (\mathbb{E}_{\tau \sim p(\cdot | \pi)} [e^{\beta \mathcal{R}(\tau)}])$. From an optimization perspective, this objective shares the same optimal policy as our objective $J_\beta(\pi)$, as they have the same argmax. The optimal policy is derived as $\pi^* = \arg \max_\pi J_\beta(\pi)$.

In cases where β is negative (reflecting risk-averse behavior), maximizing $J_\beta(\pi)$ is equivalent to simultaneously maximizing the expected return and minimizing the variance of the return, which helps stabilize learning. Conversely, when β is positive (indicating risk-seeking behavior), maximizing $J_\beta(\pi)$ becomes equivalent to maximizing both the expected return and the variance of the return.

We aim to explore whether adjusting the risk-sensitivity parameter can potentially reduce iteration complexity for risk-averse REINFORCE compared to risk-neutral REINFORCE. Achieving this would be highly beneficial as it would allow for both robustness and faster convergence simultaneously.

The gradient of the objective for the risk-sensitive REINFORCE is expressed as following:

$$\begin{aligned} \nabla J_\beta(\theta) &= \mathbb{E}_\tau \left[\sum_{t=0}^{\infty} \nabla_\theta \log \pi_\theta(a_t | s_t) \cdot \beta e^{\beta \sum_{t'=t}^{\infty} \gamma^{t'} r(s_{t'}, a_{t'})} \right] \\ &= \mathbb{E}_\tau \left[\sum_{t=0}^{\infty} \nabla_\theta \log \pi_\theta(a_t | s_t) \cdot \beta e^{\beta R(t)} \right], \end{aligned} \quad (15)$$

where $R(t) \stackrel{\text{def}}{=} \sum_{t'=t}^{\infty} \gamma^{t'} r(s_{t'}, a_{t'})$ is the discounted rewards-to-go as we defined in Section III-B.

Then we can get empirical estimation of the gradient with N trajectories and horizon H in practice:

$$\widehat{\nabla} J_\beta(\theta) = \frac{1}{N} \sum_{i=1}^N \sum_{t=0}^{H-1} \nabla_\theta \log \pi_\theta(a_t^i | s_t^i) \cdot \beta e^{\beta R^i(t)}. \quad (16)$$

The risk-sensitive REINFORCE algorithm updates the policy parameters with gradient descent:

$$\theta_{t+1} = \theta_t - \eta_t \widehat{\nabla} J_\beta(\theta_t) \quad (17)$$

where $\eta_t > 0$ is the step size at the t -th iteration.

IV. ITERATION COMPLEXITY COMPARISON OF RISK-SENSITIVE AND RISK-NEUTRAL REINFORCE

A. Risk-Sensitive REINFORCE Iteration Complexity

We develop our iteration complexity analysis for risk-sensitive REINFORCE, with the goal of reaching a FOSP, based on the expected smoothness Assumption 2 [31] that constrains the second moment of the gradient. While previous work [30] successfully applied this assumption to the risk-neutral REINFORCE, the risk-sensitive counterpart is still underexplored. Our research extends this analysis to the risk-sensitive REINFORCE, which offers a novel perspective on this topic.

Assuming that Assumptions 1 and 2 hold, we derive the following corollary, which follows from Theorem 3.4 in [30]:

Corollary 1: For the risk-sensitive objective J_β , the Lipschitz smoothness constant is denoted as L_β . The stepsize η falls within the range of $(0, \frac{2}{L_\beta B})$. Here, we note that $B = 0$ implies that $\eta \in (0, \infty)$. Define $\delta_0 \stackrel{\text{def}}{=} J_\beta^* - J_\beta(\theta_0)$. We have that:

$$\min_{0 \leq t \leq T-1} \mathbb{E} \left[\|\nabla J_\beta(\theta_t)\|^2 \right] \leq \frac{2\delta_0(1 + L_\beta \eta^2 A)^T}{\eta T(2 - L_\beta B \eta)} + \frac{L_\beta C \eta}{2 - L_\beta B \eta}.$$

We give the proof of Corollary 1 in the Appendix¹.

Corollary 2: In the context of Corollary 1, and for a given $\epsilon > 0$, let $\eta = \min \left\{ \frac{1}{\sqrt{L_\beta A T}}, \frac{1}{L_\beta B}, \frac{\epsilon}{2L_\beta C} \right\}$. If the number of iterations T satisfies the following condition:

$$T \geq \frac{12\delta_0 L_\beta}{\epsilon^2} \max \left\{ B, \frac{12\delta_0 A}{\epsilon^2}, \frac{2C}{\epsilon^2} \right\} \stackrel{\text{def}}{=} n_\beta, \quad (18)$$

then $\min_{0 \leq t \leq T-1} \mathbb{E} \left[\|\nabla J_\beta(\theta_t)\|^2 \right] = \mathcal{O}(\epsilon^2)$.

We can get Corollary 2 from the work [31]. According to Corollary 1 and Corollary 2, the iteration complexity of obtaining the full-gradient of the risk-sensitive REINFORCE algorithm is $T = \mathcal{O}(\epsilon^{-2})$. After at least n_β iterations, we can achieve an ϵ -approximate FOSP. The complexity depends on the Lipschitz smoothness constant L_β .

Upon analyzing the iteration complexity of both the risk-neutral and risk-sensitive REINFORCE algorithms, we will conduct a comparison between them. Following the work by [30], we define

$$n \stackrel{\text{def}}{=} \frac{12\delta_0 L}{\epsilon^2} \max \left\{ B, \frac{12\delta_0 A}{\epsilon^2}, \frac{2C}{\epsilon^2} \right\}, \quad (19)$$

as the number of iterations to achieve an ϵ -approximate FOSP for risk-neutral REINFORCE. The primary objective is to answer two questions: Can we achieve more efficient risk-sensitive REINFORCE compared to its counterpart risk-neutral REINFORCE? And under what conditions can this be achieved, especially with regard to the choice of the risk-sensitive parameter?

Here we proceed by comparing n and n_β . Although n and n_β are the minimum value of the number of iterations required to reach an ϵ -approximate FOSP for risk-neutral

and risk-sensitive REINFORCE, respectively. If we can make this value smaller for risk-sensitive REINFORCE compared to risk-neutral REINFORCE, we expect that risk-sensitive REINFORCE can be more efficient, because iteration complexity is typically given as a bound, which expresses in terms of at least how many number of iterations is required for convergence. If we can attain this goal, it would be highly beneficial as it implies that when considering risk during the decision-making process, we can simultaneously reduce the number of iterations required for learning.

Assumption 3: Assume there exists values of risk-sensitivity parameter β , such that the following holds:

$$|\beta| e^{|\beta| \sum_{t=0}^{\infty} \gamma^t |r(s_t, a_t)|} < \sum_{t=0}^{\infty} \gamma^t |r(s_t, a_t)|, \quad (20)$$

Let's define α as the ratio between these two values:

$$\alpha = \frac{|\beta| e^{|\beta| \sum_{t=0}^{\infty} \gamma^t |r(s_t, a_t)|}}{\sum_{t=0}^{\infty} \gamma^t |r(s_t, a_t)|}, \quad 0 < \alpha < 1. \quad (21)$$

Assumption 3 essentially implies that we aim to identify values of the risk-sensitivity parameter β , such that the value function of the risk-sensitive algorithm is smaller than that of the risk-neutral algorithm, along any trajectory τ comprising sequences of states and actions. It is crucial to emphasize that we seek the existence of such β values rather than universally applicable ones, as achieving universality is impractical. Such existence may enable us to attain robustness and faster convergence concurrently.

Then we introduce the following assumption that bounds the gradient and Hessian of the policy, which will be used to derive the Lipschitz smoothness constant L and L_β for both risk-neutral and risk-sensitive REINFORCE.

Assumption 4: There exists constants $F_1, F_2 > 0$ such that for every state $s \in \mathcal{S}$, the expected gradient and Hessian of $\log \pi_\theta(\cdot | s)$ satisfy

$$\mathbb{E}_{a \sim \pi_\theta(\cdot | s)} \left[\|\nabla_\theta \log \pi_\theta(a | s)\|^2 \right] \leq F_1^2, \quad (22)$$

$$\mathbb{E}_{a \sim \pi_\theta(\cdot | s)} \left[\|\nabla_\theta^2 \log \pi_\theta(a | s)\| \right] \leq F_2. \quad (23)$$

The Lipschitz smoothness constant quantifies the smoothness of a function, particularly its gradient. While a smaller Lipschitz smoothness constant between two algorithms does not necessarily ensure faster convergence, as it merely acts as an upper bound on the gradient, our analysis, as outlined in Corollary 2 and supported by Khaled et al. (2020), suggests that the number of iterations required for convergence linearly depends on the Lipschitz smoothness constant. Thus, reducing the Lipschitz smoothness can effectively decrease the iteration number, which implies better iteration complexity when comparing two algorithms if they have the same computation per iteration. This holds true for our comparison between risk-sensitive and risk-neutral REINFORCE, as employing exponential utility does not introduce additional computation cost.

Theorem 1: Suppose that Assumptions 1, 3 and 4 hold. We have that

$$\begin{aligned} L &= \frac{r_{\max}}{(1-\gamma)^2} (F_1^2 + F_2), \\ L_\beta &= \alpha L, \end{aligned} \quad (24)$$

¹https://github.com/ruiiu/RS_REINFORCE

where $0 < \alpha < 1$ is the ratio in Assumption 3, representing a multiplication factor that reduces L_β compared to L . The degree of reduction depends on the specific value of the risk-sensitivity parameter β . r_{max} is the maximum reward, γ is the discount factor, F_1 and F_2 are the constants that bound the gradient and the Hessian of the policy as indicated in Assumption 4. We give the proof of derivation for L and L_β in the Appendix². As stated in (21), let's define $x = \sum_{t=0}^{\infty} \gamma^t |r(s_t, a_t)|$, therefore:

$$\alpha(x) = \frac{|\beta|e^{|\beta|x}}{x}, \quad x > 0. \quad (25)$$

While the value function is highly related to the policy gradient procedure, here we can treat it as a variable and compute the first order derivative of α over it. Whether α can take the optimum value x^* achieved by setting the first-order derivative to zero, will depend on the policy gradient procedure.

$$\nabla \alpha(x) = \frac{|\beta|e^{|\beta|x}(|\beta|x - 1)}{x^2}, \quad (26)$$

when $\nabla \alpha(x^*) = 0$, $x^* = \frac{1}{|\beta|}$. If α can take the minimum value at x^* that $\alpha_{min} = \beta^2 e$, in order to have $0 < \alpha < 1$ for some values of β , we need

$$\begin{aligned} \beta^2 e &< 1, \\ |\beta| &< e^{-\frac{1}{2}}. \end{aligned} \quad (27)$$

Furthermore, $x = \sum_{t=0}^{\infty} \gamma^t |r(s_t, a_t)| \leq \frac{r_{max}}{1-\gamma}$, therefore, if $\frac{1}{|\beta|} < \frac{r_{max}}{1-\gamma}$, then,

$$\begin{aligned} |\beta| &> \frac{1-\gamma}{r_{max}}, \\ \frac{1-\gamma}{r_{max}} &< |\beta| < e^{-\frac{1}{2}}. \end{aligned} \quad (28)$$

Based on the above theoretical analysis, we have the following theorem:

Theorem 2: There exists range of values for β :

$$\frac{1-\gamma}{r_{max}} < |\beta| < e^{-\frac{1}{2}}, \quad (29)$$

leading to $n_\beta < n$, which potentially implies a more efficient risk-sensitive REINFORCE compared to the risk-neutral REINFORCE in terms of the iteration complexity.

V. EXPERIMENTS

In order to address our primary question that whether risk-sensitive algorithms can potentially achieve improved iteration complexity under certain risk-sensitive parameter values and align with our theoretical analysis, we conducted simulation experiments using the MiniGrid navigation environment [35]. Specifically, we employed the *MiniGrid-Empty-Random-6x6* environment, as depicted in Figure 1. In this environment, the red triangle agent must navigate through an empty room to reach the green goal square, which provides a sparse reward. The agent can take actions $\{left,$

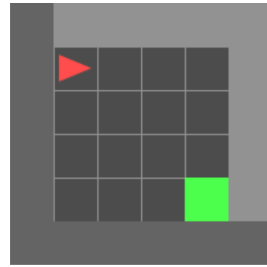


Fig. 1: MiniGrid-Empty-Random-6x6 environment

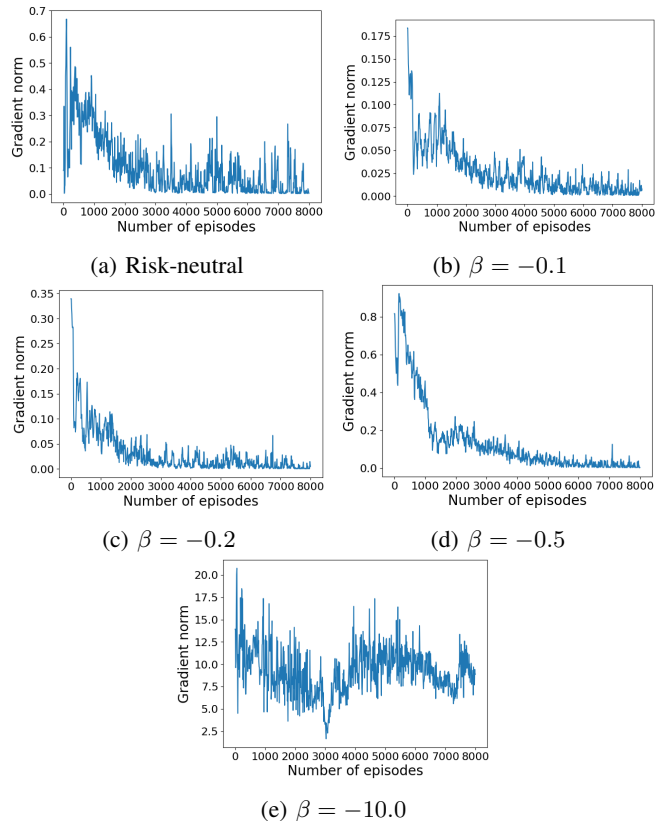


Fig. 2: **The gradient norm for risk-neutral and risk-averse with varying β values.** The gradient norm decreases more rapidly for the risk-averse algorithm compared to its risk-neutral counterpart, and the norm exhibits smoother behavior in risk-averse cases when the magnitude of β falls within the range specified in Theorem 2.

right, forward}. The random variants of this environment introduce additional complexity by having the agent start from a random position at the beginning of each episode. This randomization increases the variance in the learning process and provides a suitable setting for our experiments.

In practice, computing the full gradient is not feasible since it involves averaging over all possible trajectories $\tau \sim p(\cdot | \theta)$ and infinity horizon. Therefore, we employ an empirical estimation of the gradient obtained by sampling a set of $N = 10$ truncated trajectories for each iteration, denoted as $\tau_i = (s_0^i, a_0^i, r_0^i, s_1^i, \dots, s_{H-1}^i, a_{H-1}^i, r_{H-1}^i)$. And we train the agent for 800 iterations. These trajectories

²https://github.com/ruiiu/RS_REINFORCE

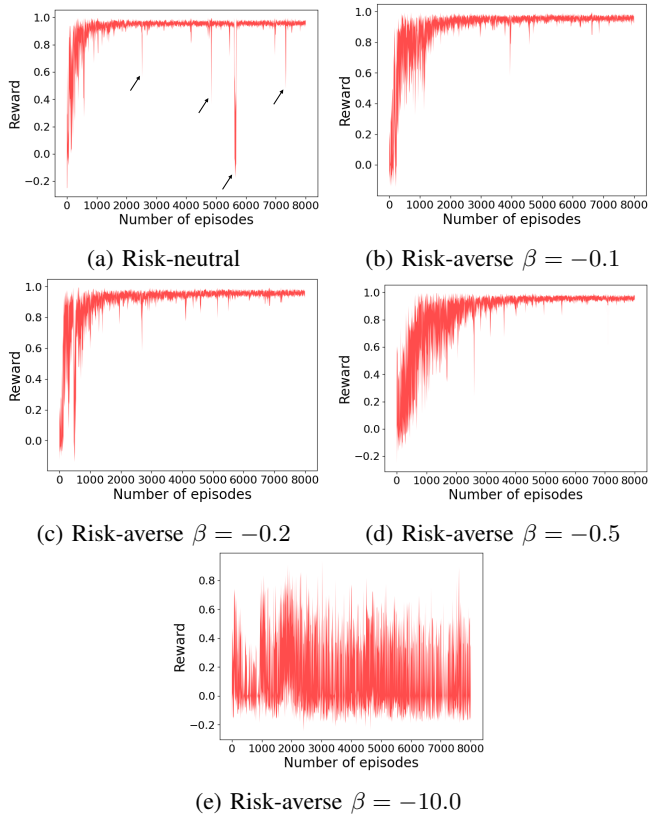


Fig. 3: Learning curves of the reward for risk-neutral and risk-averse with varying β values. Arrows in (a) depict extreme values. The risk-averse cases exhibit less variability and less significant extreme values, indicating that it requires fewer episodes to converge and stabilize. In contrast, the risk-neutral case displays more variability and more significant extreme values

are derived by executing π_θ for a fixed horizon $H = 200$. And the discount factor $\gamma = 0.99$, $r_{max} = 1$, $r_{min} = 0$. We use Multilayer Perceptron (MLP) with three hidden layers as the policy network and Adam [36] as the optimizer with a learning rate of 0.001.

We conducted navigation experiments for both the risk-neutral and risk-averse scenarios with $\beta = \{-0.1, -0.2, -0.5, -10.0\}$, utilizing the risk-neutral case as a baseline for comparison. Observing the results, it is evident that when the magnitude of β falls within the range specified in Theorem 2, the algorithm is effectively learning, indicated by the increasing reward approaching 1.0 and the decreasing gradient norm. When $|\beta| = 10.0$, the gradient becomes too large, impeding the learning process.

In Figure 2, we depict the norm of the gradient ∇J for the risk-neutral case, and ∇J_β for risk-averse cases with different β values. The gradient norm decreases more rapidly for the risk-averse algorithm compared to its risk-neutral counterpart, and the norm exhibits smoother behavior in risk-averse cases. According to the FOSP convergence criterion, where the gradient norm is less than or equal to ϵ , it suggests that the risk-averse algorithm requires fewer iterations for

learning and can converge faster under certain values of the risk-sensitive parameter.

In Figure 3, we illustrate the learning curves for the reward in the risk-neutral case and for different values of β in the risk-averse cases. Although the acceleration effects for the risk-averse cases are not significant compared to the risk-neutral case, the risk-averse cases exhibit less variability and less significant extreme values, indicating that it requires fewer episodes to converge and stabilize. In contrast, the risk-neutral case displays more variability and more significant extreme values, as highlighted by arrows in Figure 3a. As shown in Figure 3, the risk-averse case with $\beta = -0.1$ stabilizes after 4000 episodes, the risk-averse cases with $\beta = -0.2, -0.5$ stabilize after 3000 episodes, whereas this occurs after 7300 episodes for the risk-neutral case. The risk-averse methods require only 41% of the episodes needed by the risk-neutral method for convergence. This observation verifies that risk-averse algorithms can potentially achieve reduced iteration complexity, which also aligns with Figure 2, illustrating that the risk-averse algorithm converges faster to a FOSP.

VI. CONCLUSIONS

In this work, we start by analyzing the iteration complexity of the risk-sensitive REINFORCE algorithm, achieving an iteration complexity of $\mathcal{O}(\epsilon^{-2})$ aimed at attaining a First-Order Stationary Point (FOSP). This analysis extends an expected smoothness assumption from previous work and marks the first extension of iteration complexity analysis for the risk-sensitive REINFORCE algorithm. Next, we compare the iteration complexity of the risk-sensitive REINFORCE with its risk-neutral counterpart, which serves as a baseline. Our findings indicate that the risk-sensitive algorithm can potentially achieve convergence with fewer iterations. We identify conditions under which the risk-sensitive algorithm may exhibit better iteration complexity. This finding is significant as it suggests that while considering risk during the decision-making process, we can simultaneously reduce the number of iterations required for learning. We conduct simulation navigation experiments on Minigrid environment with varying risk-sensitive parameters, which aligns with our theoretical analysis. The number of episodes required for convergence in risk-averse scenarios can be 41% that of the risk-neutral cases.

REFERENCES

- [1] R. S. Sutton, D. McAllester, S. Singh, and Y. Mansour, "Policy gradient methods for reinforcement learning with function approximation," *Advances in neural information processing systems*, vol. 12, 1999.
- [2] L. P. Kaelbling, M. L. Littman, and A. W. Moore, "Reinforcement learning: A survey," *Journal of artificial intelligence research*, vol. 4, pp. 237–285, 1996.
- [3] D. Silver, A. Huang, C. J. Maddison, A. Guez, L. Sifre, G. Van Den Driessche, J. Schrittwieser, I. Antonoglou, V. Panneershelvam, M. Lanctot, *et al.*, "Mastering the game of go with deep neural networks and tree search," *nature*, vol. 529, no. 7587, pp. 484–489, 2016.
- [4] V. Mnih, K. Kavukcuoglu, D. Silver, A. Graves, I. Antonoglou, D. Wierstra, and M. Riedmiller, "Playing atari with deep reinforcement learning," *arXiv preprint arXiv:1312.5602*, 2013.

- [5] S. Casper, X. Davies, C. Shi, T. K. Gilbert, J. Scheurer, J. Rando, R. Freedman, T. Korbak, D. Lindner, P. Freire, *et al.*, “Open problems and fundamental limitations of reinforcement learning from human feedback,” *arXiv preprint arXiv:2307.15217*, 2023.
- [6] F. AlMahamid and K. Grolinger, “Reinforcement learning algorithms: An overview and classification,” in *2021 IEEE Canadian Conference on Electrical and Computer Engineering (CCECE)*, pp. 1–7, IEEE, 2021.
- [7] O. Mihatsch and R. Neuneier, “Risk-sensitive reinforcement learning,” *Machine learning*, vol. 49, pp. 267–290, 2002.
- [8] Y. Shen, M. J. Tobia, T. Sommer, and K. Obermayer, “Risk-sensitive reinforcement learning,” *Neural computation*, vol. 26, no. 7, pp. 1298–1328, 2014.
- [9] F. Berkenkamp, M. Turchetta, A. Schoellig, and A. Krause, “Safe model-based reinforcement learning with stability guarantees,” *Advances in neural information processing systems*, vol. 30, 2017.
- [10] A. Filos, “Reinforcement learning for portfolio management,” *arXiv preprint arXiv:1909.09571*, 2019.
- [11] A. Charpentier, R. Elie, and C. Remlinger, “Reinforcement learning in economics and finance,” *Computational Economics*, pp. 1–38, 2021.
- [12] L. Zhang, R. Zhang, T. Wu, R. Weng, M. Han, and Y. Zhao, “Safe reinforcement learning with stability guarantee for motion planning of autonomous vehicles,” *IEEE Transactions on Neural Networks and Learning Systems*, vol. 32, no. 12, pp. 5435–5444, 2021.
- [13] A. Majumdar, S. Singh, A. Mandlekar, and M. Pavone, “Risk-sensitive inverse reinforcement learning via coherent risk models,” in *Robotics: science and systems*, vol. 16, p. 117, 2017.
- [14] W. Qiu, X. Wang, R. Yu, R. Wang, X. He, B. An, S. Obraztsova, and Z. Rabinovich, “Rmix: Learning risk-sensitive policies for cooperative reinforcement learning agents,” *Advances in Neural Information Processing Systems*, vol. 34, pp. 23049–23062, 2021.
- [15] L. Prashanth, M. C. Fu, *et al.*, “Risk-sensitive reinforcement learning via policy gradient search,” *Foundations and Trends® in Machine Learning*, vol. 15, no. 5, pp. 537–693, 2022.
- [16] J. Lee, S. Park, and J. Shin, “Learning bounds for risk-sensitive learning,” *Advances in Neural Information Processing Systems*, vol. 33, pp. 13867–13879, 2020.
- [17] Y. Fei, Z. Yang, Y. Chen, Z. Wang, and Q. Xie, “Risk-sensitive reinforcement learning: Near-optimal risk-sample tradeoff in regret,” *Advances in Neural Information Processing Systems*, vol. 33, pp. 22384–22395, 2020.
- [18] H. Eriksson and C. Dimitrakakis, “Epistemic risk-sensitive reinforcement learning,” *arXiv preprint arXiv:1906.06273*, 2019.
- [19] E. Noorani and J. S. Baras, “Risk-sensitive reinforce: A monte carlo policy gradient algorithm for exponential performance criteria,” in *2021 60th IEEE Conference on Decision and Control (CDC)*, pp. 1522–1527, IEEE, 2021.
- [20] E. Noorani, C. Mavridis, and J. Baras, “Risk-sensitive reinforcement learning with exponential criteria,” *arXiv preprint arXiv:2212.09010*, 2022.
- [21] S. M. Kakade, *On the sample complexity of reinforcement learning*. University of London, University College London (United Kingdom), 2003.
- [22] C. Dann and E. Brunskill, “Sample complexity of episodic fixed-horizon reinforcement learning,” *Advances in Neural Information Processing Systems*, vol. 28, 2015.
- [23] T. Lattimore, M. Hutter, and P. Sunehag, “The sample-complexity of general reinforcement learning,” in *International Conference on Machine Learning*, pp. 28–36, PMLR, 2013.
- [24] R. J. Williams, “Simple statistical gradient-following algorithms for connectionist reinforcement learning,” *Machine learning*, vol. 8, pp. 229–256, 1992.
- [25] J. Baxter and P. L. Bartlett, “Infinite-horizon policy-gradient estimation,” *journal of artificial intelligence research*, vol. 15, pp. 319–350, 2001.
- [26] M. Papini, D. Binaghi, G. Canonaco, M. Pirota, and M. Restelli, “Stochastic variance-reduced policy gradient,” in *International conference on machine learning*, pp. 4026–4035, PMLR, 2018.
- [27] P. Xu, F. Gao, and Q. Gu, “An improved convergence analysis of stochastic variance-reduced policy gradient,” in *Uncertainty in Artificial Intelligence*, pp. 541–551, PMLR, 2020.
- [28] P. Xu, F. Gao, and Q. Gu, “Sample efficient policy gradient methods with recursive variance reduction,” *arXiv preprint arXiv:1909.08610*, 2019.
- [29] M. Papini, “Safe policy optimization,” 2021.
- [30] R. Yuan, R. M. Gower, and A. Lazaric, “A general sample complexity analysis of vanilla policy gradient,” in *International Conference on Artificial Intelligence and Statistics*, pp. 3332–3380, PMLR, 2022.
- [31] A. Khaled and P. Richtárik, “Better theory for sgd in the nonconvex world,” *arXiv preprint arXiv:2002.03329*, 2020.
- [32] R. Liu, G. Shi, and P. Tokekar, “Data-driven distributionally robust optimal control with state-dependent noise,” *arXiv preprint arXiv:2303.02293*, 2023.
- [33] S. M. Kakade, “A natural policy gradient,” *Advances in neural information processing systems*, vol. 14, 2001.
- [34] J. L. Hau, M. Petrik, and M. Ghavamzadeh, “Entropic risk optimization in discounted mdps,” in *International Conference on Artificial Intelligence and Statistics*, pp. 47–76, PMLR, 2023.
- [35] M. Chevalier-Boisvert, B. Dai, M. Towers, R. de Lazcano, L. Willems, S. Lahlou, S. Pal, P. S. Castro, and J. Terry, “Minigrid & miniworld: Modular & customizable reinforcement learning environments for goal-oriented tasks,” *CoRR*, vol. abs/2306.13831, 2023.
- [36] D. P. Kingma and J. Ba, “Adam: A method for stochastic optimization,” *arXiv preprint arXiv:1412.6980*, 2014.