

Path-dependency and leverage effect on capital return in periodic growth processes

Petri P. Kärenlampi*

Lehtoi Research, Finland

petri.karenlampi@professori.fi

* Author to whom correspondence should be addressed.

Abstract

Probability theory is applied to the finances of periodic growth processes. The expected value of the profit rate, on accrual basis, does not directly depend on divestments, neither on the capitalization path. The expected value of capitalization is path dependent. Because of the path-dependent capitalization, the return rate on capital is path-dependent, and the time-average return rate on capital differs from the expected value of the return rate on capital for the growth cycle. In the absence of intermediate divestments, the internal rate of return is path-independent, thereby differing from the expected value of the rate of return on capital. It is shown that the rotation cycle length maximizing the return rate on equity is independent of market interest rate. Correspondingly, from the viewpoint of wealth accumulation, the often-suggested dependency of suitable rotation length on discount rate appears to be a modeling artifact. Leverage effect enters the microeconomics of the growth processes through a separate leverage equation, where the leverage coefficient may reach positive or negative values. The leverage effect on the internal rate of return and the net present value are discussed. Both effects are solvable, resulting in incorrect estimates.

Keywords: probability theory; return rate on capital; internal rate of return; net present value; leverage effect: return rate on equity

JEL classification

D21; D25; G310; Q23

1. Introduction

For more than a century, two families of criteria for capital investment decisions have coexisted: net present value (*NPV*) [Faustmann (1849), Fisher (1907, 1930), Hirshleifer (1958)] and internal rate of return (*IRR*) (or marginal efficiency of capital) [Böhm-Bawerk (1891, 1921), Keynes (1936), Wright (1959)].

Three different shortcomings have been identified in the net present value approach. Firstly, reinvestment of cash flows has not been included [Hildreth (1946), Chipman (1977), Dorfman (1981)]. Procedures for overcoming this difficulty have later been developed [Galenson and Leibenstein (1955), Eckstein (1957), Marglin (1963a,b)]. Secondly, the separation theorem of Fischer has been applied, resulting in path-independency of the financial criterion [Fisher (1907, 1930), Dorfman (1981), Hirshleifer (1958)]. Thirdly, the *NPV* approach is inherently focused on the maximization of consumption utility, instead of wealth increment [Keynes (1936), Lutz and Lutz (1951), Boulding (1955), Chipman (1972, 1977), Miller (1975), Hirshleifer (1958), Dorfman (1981)].

Obviously, return on investment (*ROI*) is not compatible with *NPV*, neither is the *IRR* [Magni and Marchioni (2020)]. One can ask, why they should be, considering that *NPV* approach is focused on the maximization of consumption utility, and the *IRR* on wealth increment [Keynes (1936), Lutz and Lutz (1951), Boulding (1955), Chipman (1972, 1977), Miller (1975), Hirshleifer (1958), Dorfman (1981)]. Interestingly, widely varying definitions of the *ROI* appear in the literature. Magni and Marchioni (2020) and Hazen and Magni (2021) compute *ROI* as the ratio of the sum of discounted incomes to the sum of discounted capitalizations, as a present value at the time of an investment. Such a procedure is unconventional, but possibly justified in the case an investment project with heavy involvement at the time of initial investment. Problematically, the present values depend on the discount rate, the choice of which is inherently subjective [Keynes (1936), Hirshleifer (1958), Dorfman (1981)]. It would be more conventional to discuss *ROI* within any instant of time, such metrics naturally forming a time series [Vernimmen et al. (2017), Gomme et al. (2017), Milano (2010), Vanha-Perttula and Purola (2023), Tram Le and Huong Le (2023)]. Then, the rate of return on investment (*RROI*) would become a time rate, integrable over time.

Even if *IRR* and *NPV* are not compatible, techniques for bridging the approaches exist [Hazen (2003, 2009), Hazen and Magni (2021)]. It also is worth noting that the concept of marginal economic efficiency has been used also for another meaning [Magni (2021a,b)] than the marginal efficiency of capital above [Keynes (1936), Wright (1959)]. Further, some authors have referred to measures that are not internal to any production process but relate to market interest rates as *internal rate of return* [Fisher (1907, 1930), Hirshleifer (1958), Ramsey (1970)].

This paper applies probability theory to capital return in periodic growth processes [Kärenlampi (2019a,b), Hu et al. (2022)]. Even if consequent growth cycles may not be completely similar, the discussion is simplified by the application of a periodic boundary condition. As the discussion regards a growth process, there is no reason to assume that an initial investment would strongly dominate capitalization. Neither is any time instant especially interesting in the determination of *ROI* or *RROI*. Instead, every time instant within the growth period is of interest, and consequently we discuss the expected value of *RROI* within any growth period. Further, a growth process being discussed, the expected value of the capitalization is not necessarily determined as the accumulated cash flow into investment goods. That is why we now turn the discussion into the expected value of the rate of return on capital (*RROC*) instead of *RROI*. This is simply produced by computing the expected value of the profit rate, divided by the expected value of capitalization.

The expected value of the profit rate is

$$\left\langle \frac{d\kappa}{dt} \right\rangle = \int_b^{b+\tau} \frac{d\kappa}{dt} p(t) dt \quad (1),$$

where τ is cycle (or period) duration, $p(t)$ is the probability density of time within the cycle, and $\frac{d\kappa}{dt}$ is any current profit rate. On the profit/loss – basis, the profit rate includes value growth, operative expenses, interests, and amortizations, but neglects investments and withdrawals. On the other hand, the expected value of the capitalization is

$$\langle K \rangle = \int_b^{b+\tau} K p(t) dt \quad (2),$$

where the capitalization K , on the balance sheet basis, is directly affected by any investment and withdrawal. Then, the expected value of the rate of return on capital ($RROC$) is

$$\langle s \rangle = \frac{\left\langle \frac{dK}{dt} \right\rangle}{\langle K \rangle} \quad (3).$$

As the capitalization in Eq. (2) depends on both accumulated profits and investments, at any time within the rotation cycle t the capitalization can be written

$$K(b+t) = K(b) + \int_b^{b+t} \frac{dK}{dt} dt + \int_b^{b+t} \frac{dI}{dt} dt \quad (4),$$

where $\frac{dI}{dt}$ refers to the rate of investments and divestments. The profit rate is written

$$\frac{dK}{dt}(t) = K(t)r(t) \quad (5).$$

Internal rate of return o refers to a discount rate where discounted cash flow approaches zero, or

$$0 = \int_b^{b+\tau} \frac{dC}{dt} e^{-ot} dt \quad (6),$$

where $\frac{dC}{dt}$ refers to cash flow rate. In general, Eq. (6) has many solutions for the discount rate, many of them complex [Dorfman (1981), Osborne (2010a,b)]. Eq. (6) can be discretized to a polynomial, then having as many solutions as is the degree of the polynomial [Osborne (2010a,b)]. However, most of the solutions have limited application [Cannaday et al. (1986), Wright (1959), Dorfman (1981)].

The internal rate of return (IRR) according to Eq. (6) is traditionally computed on cash-flow basis [Keynes (1936), Hirshleifer (1958), Wright (1959)]. Also, the return on investment (ROI) is generally produced on cash-flow basis, and increments of capitalization are considered as negative cash flows [Hirshleifer (1958), Hazen (2003), Magni (2021a)]. In this paper, three distinctions from such traditional approaches appear. Firstly, the return on capital is discussed as an integrable time rate ($RROC$), according to Eq. (3). Secondly, the profit rate appearing in Eq. (1) and then substituted to Eq. (3) is discussed on an accrual basis, instead of a cash basis. Thirdly, accrual-basis increments of capitalization are discussed as

consequences of a growth process, contributing positively to the profit rate, instead of becoming treated as negative cash flows.

2. Methods and Results

2.1. Return rate on capital and internal rate of return

In periodic growth systems, profits often accumulate within a rotation period. On accrual basis, instead of cash basis, the growth of any season adds to profit. In the absence of intermediate divestments, the expected value of the profit rate can be written

$$\left\langle \frac{dK}{dt} \right\rangle = \int_0^\tau \frac{dK}{dt} p(t) dt = \int_0^\tau K(t)r(t) p(t) dt = \int_0^\tau K(0) \exp\left(\int_0^t r dt\right) r(t) p(t) dt \quad (7),$$

where the arbitrary starting point of the integration that appeared in Eq. (1) has been abandoned, and the time origin is placed at the beginning of the rotation cycle. The reason for this arrangement is that divestment often occurring at the end of any rotation cycle does then not become an intermediate divestment. On the other hand, the expected value of the profit rate can be given simply by normalizing the total accumulated profit by the duration of the rotation period:

$$\left\langle \frac{dK}{dt} \right\rangle = \frac{1}{\tau} [K(\tau) - K(0)] = \frac{1}{\tau} \left[K(0) \exp\left(\int_0^\tau r dt\right) - K(0) \right] = \frac{K(0)}{\tau} [e^{\tau \langle r \rangle} - 1] \quad (8).$$

The last form of Eq. (8) shows that the expected value of the profit rate is path-independent: it depends on the time-average value of the spot return rates $\langle r \rangle$, rather than the sequence of the return rates. The path-independency does not become violated by eventual negative returns.

On the other hand, in the absence of intermediate divestments, the expected value of the capitalization can be written

$$\langle K \rangle = \int_0^\tau K p(t) dt = \int_0^\tau K(0) \exp\left(\int_0^t r dt\right) p(t) dt \quad (9).$$

Interestingly, there is no path-independent form of Eq. (9). Correspondingly, the expected value of the capitalization is path dependent. This will naturally render the return rate on capital according to Eq. (3) path dependent. At elevated return rates at the beginning of the rotation period, the expected value of capitalization becomes greater, and the expected value of the return rate on capital is smaller. Reduced return rates at the beginning of the rotation have the opposite effect.

The path-dependence of the return rate on capital appears worthy of investigation. A simple *ansatz* for the path-dependency might be to write the spot return rate on capital as a function of time on period, period duration, and the time-average value of the rate of return on capital:

$$r(t) = \langle\langle r \rangle\rangle \left[a + (1-a) \frac{2}{\pi} \sin^2 \left(\frac{t}{\Gamma} \pi \right) \right] \quad (10),$$

where $\langle\langle r \rangle\rangle$ is the time-average value of the spot rate of return on capital within a full cycle $\frac{\Gamma}{\Gamma} \pi$ of the squared periodic function, and a is a modeling parameter.

The above discussion can be readily compared with an internal rate of return, determined on a cash-flow basis. In the absence of intermediate divestments, Eq. (6) for *IRR* can be rewritten

$$K(\tau) e^{-o\tau} - K(0) = K(0) e^{<r>\tau} e^{-o\tau} - K(0) = 0 \quad (11),$$

where the time-average value of the rate of return on capital $\langle r \rangle$ depends on the rotation age τ according to Eq. (10).

Figure 1 shows the annual spot return rate according to Eq. (10), the expected value of return on capital according to Eq. (3), and the internal rate of return according to Eq. (11) as a function of the phase of the full period cycle of duration π from Eq. (10). In Fig. 1, the parameter value $a=0.5$. As the internal rate of return o is path-independent according to Eqs. (6) and (11), it converges to the full-cycle average $\langle\langle r \rangle\rangle$ at the end of the full period cycle.

Eq. (11) readily shows that the internal rate of return o corresponds to the time-average of the spot return rates. On the other hand, according to Eq. (3), (7) and (9), the expected value of the return on capital is produced by weighing the spot return rates by current capitalization. In the absence of intermediate divestments, capitalization increases within a growing cycle. In Figure 1, the spot return rate, resulting from Eq. (10), is symmetric with respect to the center

point of the growth period, where it displays its maximum. The low-return rate cycle part towards the end of the growth cycle is weighed by the greatest capitalization, rendering the expected rate of return $\langle s \rangle$ from Eq. (3) at the end of the full growth cycle lower than the time-average $\langle \langle r \rangle \rangle$.

The maximum value of either $IRR(o)$ or the expected value of the rate of return on capital $\langle s \rangle$ is not reached at the end of the full period cycle of duration π from Eq. (10), but at an earlier phase. The $RROC$ (or $\langle s \rangle$) being path-dependent, and the capitalization being smaller at early stages of the cycle, the maximum value of $\langle s \rangle$ is greater than that of $IRR(o)$, and $\langle s \rangle$ reaches its maximum earlier within the cycle.

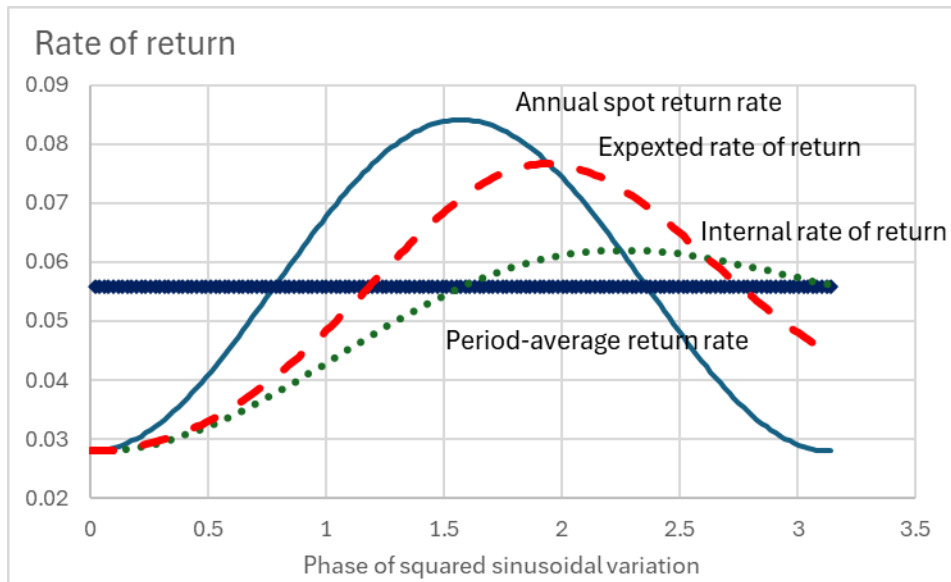


Figure 1. Annual spot return rate according to Eq. (10) with parameter value $a=0.5$, expected value of the rate of return according to Eq. (3), internal rate of return according to Eq. (11), and the reference case $r(t) = \langle \langle r \rangle \rangle$ from Eq. (10).

2.2. Net present value and leverage effect

It is of interest to consider the outcome of a net present value analysis in the present example problem. As a modification of Eq. (11), the net present value of all future cash flows is

$$NPV = K(0) \frac{e^{\tau(\langle r \rangle - d)} - 1}{1 - e^{-d\tau}} \quad (12),$$

where d is a discount rate, and the denominator corresponds to the contribution of further rotations in the future [Faustmann (1849), Pearse (1967), Samuelson (1976)]. The discount rate is supposed to reflect market interest rates, and it is used to match achievable present value to a utility-indifference curve of different temporal consumption patterns [Fisher (1907, 1930), Hirshleifer (1958), Dorfman (1981)]. Figure 2 shows the effect of the discount rate on the net present value, as a modification of Fig. 1. The discount rate is given as multiples of the time-average value of the spot return rate on capital $\langle\langle r \rangle\rangle$ within a full cycle $\frac{\Gamma}{\Gamma} \pi$ of the squared periodic function. The discount rate affects not only the level of NPV but also the rotation cycle length where the NPV becomes maximized (Fig 2).

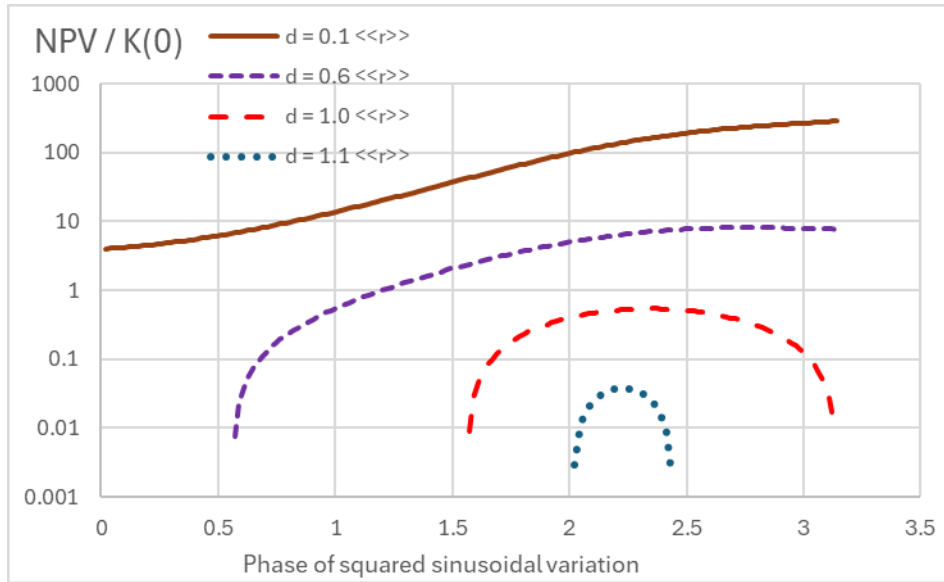


Figure 2. Net present value of future cash events, according to Eq. (12), normalized by the initial investment $K(0)$. The discount rate d is given in different multiples of $\langle\langle r \rangle\rangle$ (Eq. (10)).

It is found from Fig. 2 that the NPV varies very much as a function of the discount rate. In general, utilization of the NPV for consumption requires that any agent can borrow at the market rate of an assumed perfect financial market [Fisher (1907, 1930), Hirshleifer (1958), Dorfman (1981)]. However, there are cases where the discount rate can be derived from the utility function [Hirshleifer (1958)]. As the translation along the time axis in terms of discounting is considered financially invariant, and there is no return rate apart from the discount rate, the NPV -approach is apparently unable to discuss any leverage effect.

There is a leverage effect. The leverage effect on the return rate on capital can be written as

$$RROE = \langle s \rangle + L(\langle s \rangle - u) \quad (13),$$

where $RROE$ is the return rate on equity, L is the leverage ratio, and u is a market interest rate [cf. Magni (2021a)]. The rotation cycle length apparently enters Eq. (13) only through $\langle s \rangle$ (or $RROC$). $RROE$ can now be plotted as a function of L and u ; in Figure 3, $L=1$, and the market interest rate is given in terms of multiples of $\langle r \rangle$. It is found that whereas the $RROE$ depends on the market interest rate, the rotation cycle length maximizing $RROE$ indeed is independent of the market interest level. For the market interest rates appearing in Fig. 3, the leveraging increases the return on equity in the vicinity of the cycle length close to the maximum of $\langle s \rangle$. On the other hand, in rotation cycle lengths where $\langle s \rangle$ is less than u , the leveraging reduces the $RROE$.

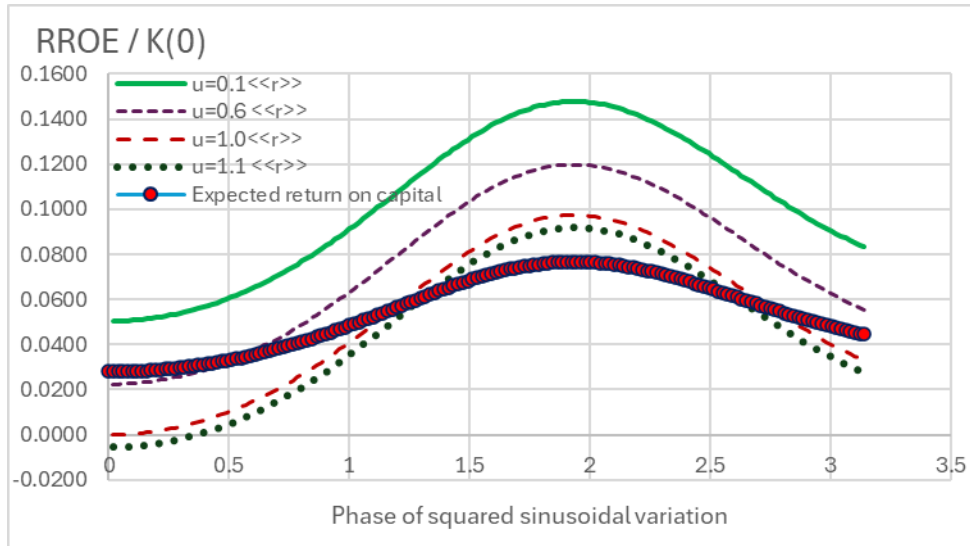


Figure 3. Expected value of the rate of return according to Eq. (3), and leveraged rate of return on equity according to Eq. (13) with four different interest rates, expressed as multiples of $\langle r \rangle$ (Eq. (10)), normalized by the initial investment $K(0)$.

Interestingly, in Eq. (13), negative leveraging is also possible. Negative leverage maximizes the $RROE$ if the market rate is greater than the expected value of return on capital in the periodic growth process $\langle s \rangle$ (Eq. (3)). Negative leverage corresponds to lending instead of borrowing. The leverage ratio approaching negative unity corresponds to the lending of all available capital, resulting in zero capital allocation to the periodic growth process. Thus, the range of the leverage is from negative unity to infinity. It is here worth noting that seminal

research has stated the magnitude of productive investments to depend on the market interest rates [Keynes (1936)].

Another question is, how the leverage effect could be applied in the context of the internal rate of return. Firstly, Eq. (13) could be technically used, simply by replacing $\langle s \rangle$ by the internal rate of return o from Eq. (6) or (11). However, such a solution would not be correct since the *IRR* does not correspond to the expected value of the rate of return on capital (Fig. 2). Alternatively, one could write another *IRR*-type equation for a leveraged project as

$$\left[(1+L)e^{\langle r \rangle \tau} - Le^{u\tau} \right] e^{-\Omega \tau} - 1 = 0 \quad (14),$$

where Ω is a discount rate forcing the initial value of the leveraged project to zero. This discount rate is not internal, since it depends on the market interest rate u . The leverage effect is readily solvable from Eq. (14) as

$$\Omega - \langle r \rangle = \frac{1}{\tau} \ln \left[1 + L \left(1 - e^{-\tau[\langle r \rangle - u]} \right) \right] \quad (15).$$

Eq. (14) has been written under the boundary condition that compound loan interest is paid along with the loan itself at the end of the rotation. Another Equation can be written for the case of interest payments during the growth period; such an Equation is resolvable at least numerically.

A few asymptotic values of Eq. (15) are indeed correct. However, there is no proof that it would produce the leverage effect correctly, including the effect of the market interest rate. There rather is proof that it does not: Eq. (13) and Fig. (2) show that the market interest rate does not contribute to the rotation cycle length maximizing the return rate on equity (*RROE*). Eq. (15) conflicts with that result, as the rotation time interacts with the market interest rate in the determination of the leverage effect.

Eq. (14) inspires an eventual application to the leverage effect on *NPV*. Indeed, it is possible to write a leveraged net present value as

$$NPV(L) = K(0) \frac{\left[(1+L)e^{\tau \langle r \rangle} - Le^{\tau u} \right] e^{-\tau d} - 1}{1 - e^{-d\tau}} \quad (16).$$

Equation (16) contains three financial time rates: the time-average return rate on capital $\langle r \rangle$, the market interest rate u , and the discount rate d . As the first two first rates can be determined from the production process and from the market, the discount rate remains arbitrary. $NPV(L)$ on the left-hand side being a priori unknown, the Equation is then not solvable. However, it has been postulated that the discount rate must equal a market interest rate [Hirshleifer (1958)]. Then, Eq. (16) becomes solvable, and the leveraged NPV in relation to unleveraged NPV becomes

$$\frac{NPV(u = d, L)}{NPV(u = d, L = 0)} = \frac{\left[(1 + L)e^{\tau\langle r \rangle} - Le^{\tau u} \right] e^{-\tau d} - 1}{e^{\tau(\langle r \rangle - d)} - 1} = 1 + L \quad (17).$$

Eq. (17) contains a remarkable result. Yes, indeed, it does describe the effect of the leverage coefficient reasonably. But the leverage effect does not depend on the market interest rate! The latter finding is in serious conflict with Eq. (13) and indicates that the NPV -approach seriously fails in its description of the leverage effect.

3. Discussion

The results above contain three apparently nontrivial findings. Firstly, the net present value (NPV) in Figure 2 is not produced based on internal features of the production process, but strongly depends on the discount rate. In contrast, both the internal rate of return (IRR) and the expected value of the rate of return on capital ($RROC$ or $\langle s \rangle$) are produced independently on consumption preferences. Then, the optimization of the production process does not depend on market interest rates. It is however worth noting that the magnitude of productive investments within a society depends on the availability of financing [Keynes (1936)].

This first result is not new, even if it is possibly not very widely known. It has been shown in the literature that a series of investments made for the purpose of accumulating capital value should be evaluated by the accumulation rate of returns, rather than discussing consumption utility [Keynes (1936), Lutz and Lutz (1951), Boulding (1955), Chipman (1972, 1977), Miller (1975), Dorfman (1981), Kärenlampi (2019a)]. Surprisingly, regarding this result, erroneous statements have appeared in some esteemed research papers [Samuelson (1937, 1976), Hirshleifer (1958)].

The second nontrivial result appears to be novel. The internal rate of return (*IRR*) being determined on cash basis, it depends only on the amount and timing of cash events; is path-independent regarding growth-induced changes in capitalization. On the other hand, the expected value of the rate of return on capital (*RROC* or $\langle s \rangle$), produced as the ratio the expected value of profit rate to that of the capitalization (Eq. (3)), it depends on the schedule of changes in capitalization. In other words, it is dependent on the capitalization path. Correspondingly, the expected value of the rate of return on capital (*RROC* or $\langle s \rangle$) very much differs from the internal rate of return (*IRR*) in Figure 1, where the spot rate of return depends on the phase within the growth cycle according to Eq. (10).

The internal rate of return (*IRR*) depends on the amount and timing of cash events. Correspondingly, it does depend on investments and divestments. In Figure 1, the *IRR* would relate to the capitalization path if there were intermediate investments or divestments. On the other hand, on an accrual basis, the profit rate is only indirectly affected by investments or divestments – their direct effect on Eq. (3) occurs through the denominator.

The third nontrivial result relates to the leverage effect. The rate of return on equity depends on the leverage as given in Eq. (13) and Fig. 3. In analogy with the internal rate of return, a discount rate can be resolved that renders the initial value of a leveraged project to zero (Eq. (15)). Such a discount rate, however, is not internal, as it depends on the market interest rate. Such a postulation (Eq. (15)) corresponds to a few limiting solutions correctly but is not proven to correctly reflect the rate of wealth accumulation. Eq. (15) conflicts with Eq. (13) and Fig. 2, as the rotation time interacts with the market interest rate in the determination of the leverage effect.

Then, leverage was introduced into the net present value in Eq. (16), from which the leverage effect was resolved in Eq. (17). Surprisingly, the market interest rate was absent from the leverage effect. This is clearly an incorrect result, and obviously disqualifies the *NPV* from financial considerations including leverage. A possible reason for the absence of the market interest rate is that it was postulated to be equal to the discount rate, and temporal translation in terms of discounting is assumed financially invariant. On the other hand, the equality of the discount rate to the borrowing interest rate is needed for the matching of achievable

present value to a utility-indifference curve [Fisher (1907, 1930), Hirshleifer (1958), Dorfman (1981)].

It is worth noting that in Fig. 1, the phase of the rotation where the expected value of the rate of return on capital ($RROI$ or $\langle s \rangle$) is maximized differs from the phase where the internal rate of return (IRR) is maximized. Correspondingly, the two criteria result in different procedures in the management of the periodic growth process. As Eq. (11) indicates that the internal rate of return o equals the time-average value of spot return rates $\langle r \rangle$, the two terms unify when any spot return rate value r equals $\langle r \rangle$. Within the *ansatz* given in Eq. (10), this would correspond to the parameter a reaching the value of unity.

Is there possibly a reason to discuss the intermediate capitalization within a production process, as is done in the case of Eq. (3)? In other words, are there some benefits of an accrual basis rather than cash basis in financial considerations? Indeed, there are several reasons. Firstly, the production process may be developed to become less capital demanding. Consequently, released capital can be invested to produce interest or capital gain. Secondly, there often is a possibility to divest productive assets. One can expect the prospective income from divesting to relate to capitalization. Then, the opportunity cost to be considered is the lower the lower the intermediate capitalization. Thirdly, capital values may be used as collaterals for loans, even in the absence of timely cash flows.

Fourthly, in production facilities involving growth processes, there often are production sites at different stages of development. Then, Eq. (2) for the expected value of capitalization within the facility can be rewritten as

$$\langle K \rangle = \int_b^{b+\tau} K p(a) da \quad (18),$$

where $p(a)$ is the probability density of site ages, which may or may not evolve in time [Leslie (1966)]. The expected value of capitalization for the entire facility then directly contributes to the rate of return according to Eq. (3), and is subject to streamlining efforts, as well as opportunity cost considerations.

It was stated above that when capital appreciation is aspired, the rotation cycle length maximizing $RROE$ is independent of the market interest level. This may not be the entire

truth. There obviously is no first-order effect of the market interest on the rotation length maximizing *RROC* and *RROE*. However, such return rates depend on prices, as well as on productivity. Prices may be affected by market interests. Also, productivity may depend on interest rates through an eventual effect on investments.

Astonishingly, no references have been found in the literature regarding the path-dependency of the expected value of the return rate on capital on growth processes. The application of the return rate on capital in such processes has been applied only in a handful of publications [Kärenlampi (2022a,b; 2023; 2024)]. This is astonishing since it appears this measure apparently is the most fundamental single measure of financial performance [Magni (2021a), Vanha-Perttula and Purola (2023)], and as shown in this paper, significantly differs from competing measures like the internal rate of return.

Acknowledgements

The author declares that no competing interests exist.

This work was partially funded by Niemi foundation. The funder had no role in study design, data collection and analysis, decision to publish, or preparation of the manuscript.

References

- Böhm-Bawerk, E. von, 1851-1914. Kapital und Kapitalzins. Positive Theorie des Kapitaless. Jena, Fischer, 1921.
- Böhm-Bawerk, E. von, 1889. The Positive Theory of Capital. trans. William A. Smart, London: Macmillan and Co., 1891.
- Boulding, K. E., 1955. Economic Analysis. Harper & Row 1941, 3rd ed. 1955.
- Cannaday, R. F., Colwell, P. F., Paley, H., 1986. Relevant and Irrelevant Internal Rates of Return, The Engineering Economist 32, 17-38. DOI: 10.1080/00137918608902950
- Chipman, J. S., 1972. Renewal Model of Economic Growth: The Discrete Case. In "Mathematical Topics in Economic Theory and Computation", R. H. Day and S. M. Robinson, eds., SIAM Publications, Philadelphia.
- Chipman, J. S., 1977. A Renewal Model of Economic Growth: The Continuous Case. Econometrica 45, 295-316.

- Dorfman, R., 1981. The meaning of internal rates of return. *The Journal of Finance*, 36(5), 1011-1021.
- Eckstein, O., 1957. Investment Criteria for Economic Development and the Theory of Intertemporal Welfare Economics." *Quarterly Journal of Economics* 71, 56-85.
- Faustmann, M., 1849. Berechnung des Wertes welchen Waldboden sowie noch nicht haubare Holzbestände für die Waldwirtschaft besitzen. *Allg Forst- und Jagdz*, Dec 1849, 440–455. On the determination of the value which forestland and immature stands pose for forestry. Reprinted in *Journal of Forest Economics* 1, 7–44 (1995).
- Fisher, I., 1907. *The rate of Interest*. Macmillan Company, NY. 442 p.
- Fisher, I., 1930. *The theory of Interest*. Macmillan Company, NY. 566 p.
- Galenson, W., Leibenstein, H., 1955 Investment Criteria, Productivity, and Economic Development. *Quarterly Journal of Economics* 69, 343-370.
- Gomme, P., Ravikumar, B., Rupert, P., 2017. Return to Capital in a Real Business Cycle Model. *Federal Reserve Bank of St. Louis Review*, Fourth Quarter 2017, pp. 337-50. <https://doi.org/10.20955/r.2017.337-350>
- Hazen, G. B., 2003. A new perspective on multiple internal rates of return. *Engrg. Economist* 48(1), 31–51.
- Hazen, G. B., 2009. An Extension of the internal rate of return to stochastic cash flows. *Management Science* 55(6), 1030–1034. <https://doi.org/10.1287/mnsc.1080.0989>
- Hazen, G., Magni, C. A., 2021. Average internal rate of return for risky projects. *The Engineering Economist* 66, 90-120. DOI: 10.1080/0013791X.2021.1894284
- Hildreth, C., 1946. A Note on Maximization Criteria. *Quarterly Journal of Economics* 61, 156-164.
- Hirshleifer, J., 1958. On the Theory of Optimal Investment Decision. *Journal of Political Economy* 66, 329-352.
- Hu, X., Jiang, C., Wang, H., Jiang, C., Liu, J., Zang, Y., Li, S., Wang, Y., Bai, Y., 2022. A Comparison of Soil C, N, and P Stoichiometry Characteristics under Different Thinning Intensities in a Subtropical Moso bamboo (*Phyllostachys edulis*) Forest of China. *Forests* 13, 1770. <https://doi.org/10.3390/f13111770>
- Kärenlampi P. P., 2019a. Wealth accumulation in rotation forestry – Failure of the net present value optimization? *PLoS ONE* 14(10), e0222918. <https://doi.org/10.1371/journal>.
- Kärenlampi P. P., 2019b. The Effect of Capitalization on Financial Return in Periodic Growth. *Heliyon* 5(10), e02728. <https://doi.org/10.1016/j.heliyon.2019.e02728>

- Kärenlampi, P. P., 2022a. Two Sets of Initial Conditions on Boreal Forest Carbon Storage Economics. *PLOS Clim* 1(2), e0000008. <https://journals.plos.org/climate/article?id=10.1371/journal.pclm.0000008>
- Kärenlampi, P. P., 2022b. Capitalization and Capital Return in Boreal Carbon Forestry. *Earth* 3(1), 204-227. <https://doi.org/10.3390/earth3010014>
- Kärenlampi, P. P., 2023. Microeconomics of Nitrogen Fertilization in Boreal Carbon Forestry. *Climate* 11, 194. <https://doi.org/10.3390/cli11090194>
- Kärenlampi, P. P., 2024. Two Sets of Boundary Conditions in Cyclical Systems with Goodwill in Capitalization. *Foundations* 4, 3-13. <https://doi.org/10.3390/foundations4010002>
- Keynes, J. M., 1936. *The General Theory of Employment, Interest, and Money*. Palgrave Macmillan, London. 472 p.
- Leslie, A., 1966. A review of the concept of the normal forest. *Australian Forestry* 30(2), 139-147.
- Lutz, F., Lutz, V., 1951. *The Theory of Investment of the Firm*. Princeton University Press, Princeton, N.J.
- Magni, C. A., 2021a. Internal rates of return and shareholder value creation, *The Engineering Economist* 66, 279-302. DOI: 10.1080/0013791X.2020.1867679
- Magni, C.A., 2021b. Economic profitability and (non)additivity of residual income. *Ann Finance* 17, 471–499. <https://doi.org/10.1007/s10436-021-00388-2>
- Magni, C. A., Marchioni, A., 2020. Average rates of return, working capital, and NPV-consistency in project appraisal: A sensitivity analysis approach. *International Journal of Production Economics* 229, 107769. <https://doi.org/10.1016/j.ijpe.2020.107769>.
- Marglin, S. A., 1963a. The Social Rate of Discount and the Optimal Rate of Investment. *Quarterly Journal of Economics* 77, 95-111.
- Marglin, S. A., 1963b. Opportunity Costs of Public Investment. *Quarterly Journal of Economics* 77, 274-289.
- Milano, G., 2010. Don't Be Too Preoccupied with Return on Capital (May 19, 2010). <https://fortuna-advisors.com/dont-be-too-preoccupied-with-return-on-capital/>
- Miller, R. K., 1975. A System of Renewal Equations. *SIAM Journal on Applied Mathematics* 29, 20-34. <https://www.jstor.org/stable/2100201>
- Osborne, M. J., 2010a. A resolution to the NPV–IRR debate?, *The Quarterly Review of Economics and Finance* 50, 234-239. <https://doi.org/10.1016/j.qref.2010.01.002>.
- Osborne, M. J., 2010b. On the Meaning of Internal Rates of Return and Why an Internal Rate of Return is Not an Investment Criterion. <http://dx.doi.org/10.2139/ssrn.1634819>

Pearse, P. H., 1967. The optimum forest rotation. *The Forestry Chronicle* 43(2), 178-195. <https://doi.org/10.5558/tfc43178-2>

Ramsey, J. B., 1970. The Marginal Efficiency of Capital, the Internal Rate of Return, and Net Present Value: An Analysis of Investment Criteria. *Journal of Political Economy* 78, 1017-1027.

Samuelson, P. A., 1937. Some Aspects of the Pure Theory of Capital. *The Quarterly Journal of Economics* 51, 469-496. <https://doi.org/10.2307/1884837>

Samuelson, P. A., 1976. Economics of forestry in an evolving society. *Economic Inquiry* 14, 466–492. doi:10.1111/j.1465-7295.1976.tb00437.x

Tram Le, T. H., Huong Le, T. X., 2023. Return on Invested Capital, Return on Investment, a Measure of the Profitability of Invested Capital, Research Evidence at Song Hong Garment Joint Stock Company. *Int. J. Multidisciplinary Research and Analysis* 6, 3856-3861. DOI: 10.47191/ijmra/v6-i8-60

Vanha-Perttula, K., Purola, M., 2023. Return on capital (ROE, ROI, ROIC, RONIC), Kaisa V, Miika P, Inderes. <https://www.inderes.fi/articles/return-on-capital-roe-roi-roic-ronic> Retrieved Feb 10, 2024.

Vernimmen, P., Le Fur, Y., Dallochio, M., Salvi, A. and Quiry, P., 2017. Return on Capital Employed and Return on Equity. In “Corporate Finance” (eds P. Vernimmen, Y. Le Fur, M. Dallochio, A. Salvi and P. Quiry). <https://doi.org/10.1002/9781119424444.ch13>

Wright, J. F., 1959. The Marginal Efficiency of Capital. *The Economic Journal* 69(276), 813–816. <https://doi.org/10.2307/2227693>