

Language models scale reliably with over-training and on downstream tasks

Samir Yitzhak Gadre^{1,2} Georgios Smyrnis³ Vaishaal Shankar⁴
 Suchin Gururangan⁵ Mitchell Wortsman⁵ Rulin Shao⁵ Jean Mercat²
 Alex Fang⁵ Jeffrey Li⁵ Sedrick Keh² Rui Xin⁵ Marianna Nezhurina^{6,7}
 Igor Vasiljevic² Jenia Jitsev^{6,7} Luca Soldaini⁸ Alexandros G. Dimakis³
 Gabriel Ilharco⁵ Pang Wei Koh^{5,8} Shuran Song⁹ Thomas Kollar²
 Yair Carmon^{10*} Achal Dave^{2*} Reinhard Heckel^{11*} Niklas Muennighoff^{12*} Ludwig Schmidt^{5*}

Abstract

Scaling laws are useful guides for derisking expensive training runs, as they predict performance of large models using cheaper, small-scale experiments. However, there remain gaps between current scaling studies and how language models are ultimately trained and evaluated. For instance, scaling is usually studied in the compute-optimal training regime (i.e., “Chinchilla optimal” regime). In contrast, models are often over-trained to reduce inference costs. Moreover, scaling laws mostly predict loss on next-token prediction, but models are usually compared on downstream task performance. To address both shortcomings, we create a testbed of 104 models with 0.011B to 6.9B parameters trained with various numbers of tokens on three data distributions. First, we fit scaling laws that extrapolate in both the amount of over-training and the number of model parameters. This enables us to predict the validation loss of a 1.4B parameter, 900B token run (i.e., $32\times$ over-trained) and a 6.9B parameter, 138B token run (i.e., a compute-optimal run)—each from experiments that take $300\times$ less compute. Second, we relate the perplexity of a language model to its downstream task performance by proposing a power law. We use this law to predict top-1 error averaged over downstream tasks for the two aforementioned models, using experiments that take $20\times$ less compute. Our experiments are available at <https://github.com/mlfoundations/scaling>.

1 Introduction

Training large language models is expensive. Furthermore, training high-quality models requires a complex recipe of algorithmic techniques and training data. To reduce the cost of finding successful training recipes, researchers first evaluate ideas with small experiments and then extrapolate their efficacy to larger model and data regimes via scaling laws. With reliable extrapolation, it is possible to quickly iterate at small scale and still pick the method that will perform best for the final large training run. Indeed, this workflow has become commonplace for training state-of-the-art language models like Chinchilla 70B [45], PaLM 540B [19], GPT-4 [76], and many others.

*Equal advising, ordered alphabetically. Correspondence to sy@cs.columbia.edu. ¹Columbia University ²Toyota Research Institute ³UT Austin ⁴Apple ⁵University of Washington ⁶Juelich Supercomputing Center, Research Center Juelich ⁷LAION ⁸Allen Institute for AI ⁹Stanford University ¹⁰Tel Aviv University ¹¹TU Munich ¹²Contextual AI

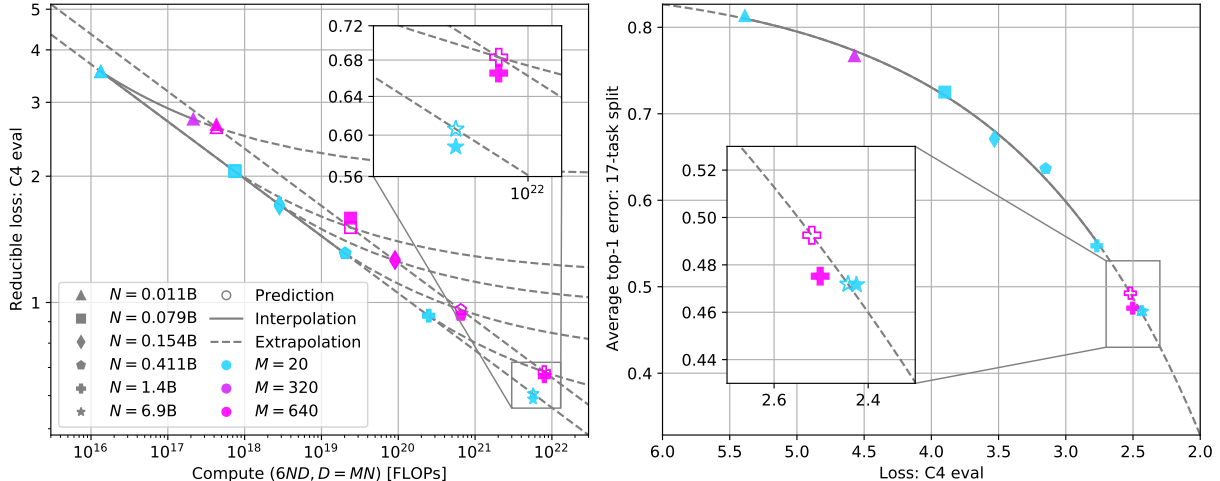


Figure 1: **Reliable scaling with over-training and on downstream error prediction.** (*left*) We fit a scaling law for model validation loss, parameterized by (i) a token multiplier $M = N/D$, which is the ratio of training tokens D to parameters N and (ii) the compute C in FLOPs used to train a model, approximated by $C = 6ND$. Larger values of M specify more over-training. We are able to extrapolate, in both N and M , the validation performance of models requiring more than $300\times$ the training compute used to construct the scaling law. (*right*) We also fit a scaling law to predict average downstream top-1 error as a function of validation loss. We find that fitting scaling laws for downstream error benefits from using more expensive models when compared to fitting for loss prediction. We predict the average error over 17 downstream tasks for models trained with over $20\times$ the compute. For this figure, we train all models on RedPajama [112].

Despite their importance for model development, published scaling laws differ from the goals of training state-of-the-art models in important ways. For instance, scaling studies usually focus on the compute-optimal training regime (“Chinchilla optimality” [45]), where model and dataset size are set to yield minimum loss for a given compute budget. However, this setting ignores inference costs. As larger models are more expensive at inference, it is now common practice to over-train smaller models [113]. Another potential mismatch is that most scaling laws quantify model performance by perplexity in next-token prediction instead of accuracy on widely used benchmark datasets. However, practitioners usually turn to benchmark performance, not loss, to compare models.

In this paper, we conduct an extensive set of experiments to address both scaling in the over-trained regime and benchmark performance prediction.

Motivated by the practice of training beyond compute-optimality, we first investigate whether scaling follows reliable trends in the over-trained regime. We notice, as implied by Hoffmann et al. [45], for a set of models of different sizes trained with a constant ratio of tokens to parameters, models’ reducible loss L' [43, 45] follows a power law ($L' = \lambda \cdot C^{-\eta}$) in the amount of training compute C . We find that as one increases the ratio of tokens to parameters, corresponding to more over-training, the scaling exponent η remains about the same, while the scalar λ changes. We explain our observations by reparameterizing existing scaling laws in relation to the amount of over-training.

To establish empirically that scaling *extrapolates* in the over-trained regime, we further experiment

with a testbed of 104 models, trained from scratch on three different datasets: C4 [27, 88], RedPajama [112], and RefinedWeb [82]. We find that scaling laws fit to small models can accurately predict the performance of larger models that undergo more over-training. Figure 1 (*left*) illustrates our main over-training result, where we invest $2.4e19$ FLOPs to extrapolate the C4 validation performance of a 1.4B parameter model trained on 900B tokens, which requires $300\times$ more compute to train.

In addition to over-training, we also investigate if scaling laws can predict the performance of a model on downstream tasks. We establish a power law relationship between language modeling perplexity and the average top-1 error on a suite of downstream tasks. While it can be difficult to predict the error on individual tasks, we find it possible to predict aggregate performance from a model’s perplexity among models trained on the same training data. Figure 1 (*right*) presents our main downstream error prediction result, where we invest $2.7e20$ FLOPs to predict the average top-1 error over a set of downstream tasks to within 1 percentage point for a 6.9B compute-optimal model, which requires $20\times$ more compute to train.

Our results suggest that the proposed scaling laws are promising to derisk (i) the effects of over-training models and (ii) the downstream performance of scaling up training recipes. To facilitate further research on reliable scaling, we provide all results of our experiments at <https://github.com/mlfoundations/scaling>.

2 Developing scaling laws for over-training and downstream tasks

In this section, we develop scaling laws to predict over-trained and downstream performance. First, we provide key definitions (Section 2.1). We next present a scaling law for over-training drawing on empirical observation and prior work (Section 2.2). To connect loss scaling and downstream error prediction, we observe that average top-1 error decreases exponentially as a function of validation loss, which we formalize as a novel scaling law (Section 2.3). In later sections, we build an experimental setup (Section 3) to quantify the extent to which our scaling laws extrapolate reliably (Section 4).

2.1 Preliminaries

Scaling laws for loss. Typically, scaling laws predict model loss L as a function of the compute C in FLOPs used for training. If one increases the number of parameters N in a model or the number of tokens D that a model is trained on, compute requirements naturally increase. Hence, we assume C is a function of N, D . Following Kaplan et al. [51], we use the approximation $C = 6ND$, which Hoffmann et al. [45] independently verify. We consider,

$$L(C) = E + L'(C), \tag{1}$$

where E is an *irreducible loss* and L' is the *reducible loss*. E captures the Bayes error or minimum possible loss achievable on the validation domain. The $L'(C)$ term captures what can possibly be learned about the validation domain by training on a source domain. $L'(C)$ should approach zero with increased training data and model capacity. $L'(C)$ is often assumed to follow a power law: $L'(C) = \lambda \cdot C^{-\eta}$ (i.a., Hestness et al. [43], OpenAI [76]). It is also often helpful to consider a power law in a log-log plot, where it appears as a line with slope $-\eta$ and y -intercept $\log(\lambda)$.

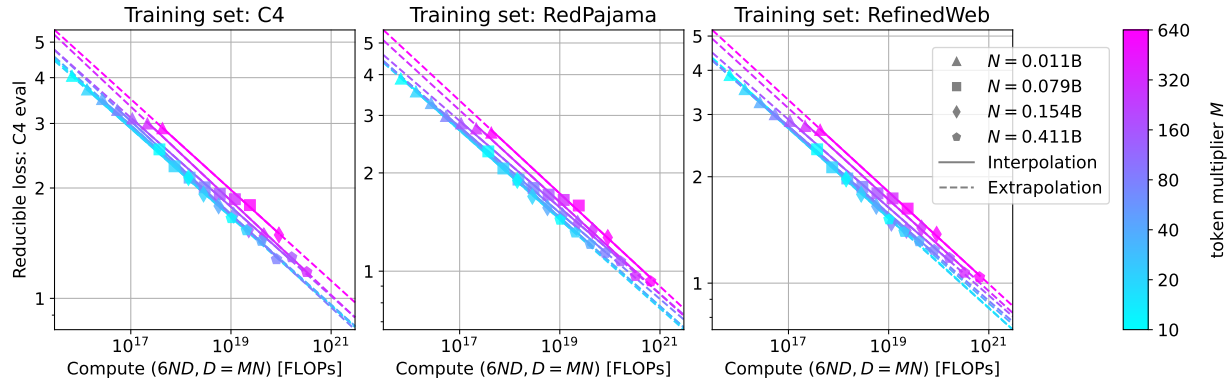


Figure 2: **Scaling in the over-trained regime follows consistent power law exponents.** We notice parallel lines in the log-log plots of reducible loss vs. training compute for a range of token multipliers M , which give the ratio of training tokens to model parameters. Larger M corresponds to more over-training. For a power law giving reducible loss as a function of compute: $L'(C) = \lambda \cdot C^{-\eta}$, the exponent η remains relatively constant resulting in lines with approximately fixed slope (Figure 17). The scalar λ that determines the y -intercept, however, shifts with different token multipliers. This suggests λ is a function of the token multiplier, while η is not.

Token multipliers. We define a token multiplier $M = D/N$ as the ratio of training tokens to model parameters for notational convenience. M allows us to consider fixed relationships between D and N even as a model gets bigger (i.e., as N becomes larger).

Compute-optimal training. Hoffmann et al. [45] establish compute-optimal training, where, for any compute budget H , the allocation of parameters and tokens is given by,

$$\arg \min_{N,D} L(N, D) \text{ s.t. } C(N, D) = H. \quad (2)$$

To solve for the optimal N^*, D^* , one can sweep N, D for each compute budget, retaining the best configurations. Hoffmann et al. [45] find that as the compute budget increases, N^* and D^* scale roughly evenly. Assuming equal scaling, there is a fixed compute-optimal token multiplier $M^* = D^*/N^*$ per training distribution.

Over-training. We define over-training as the practice of allocating compute sub-optimally, so smaller models train on a disproportionately large number of tokens (i.e., $M > M^*$). While loss should be higher than in the compute-optimal allocation for a given training budget, the resulting models have fewer parameters and thus incur less inference cost.

2.2 Scaling laws for over-training

To propose a scaling law for over-trained models, we first turn to empirical observation. We train four model configurations with parameter counts between 0.011B and 0.411B for token multipliers M between 20 and 640, where $M = 20$ points lie roughly on the compute-optimal frontier, and larger M corresponds to more over-training. We defer experimental details to Section 3 to focus on our observations first. In Figure 2, we show loss against compute in a log-log plot for the models trained on three datasets and evaluated on the C4 eval set. We notice parallel lines when fitting power laws to

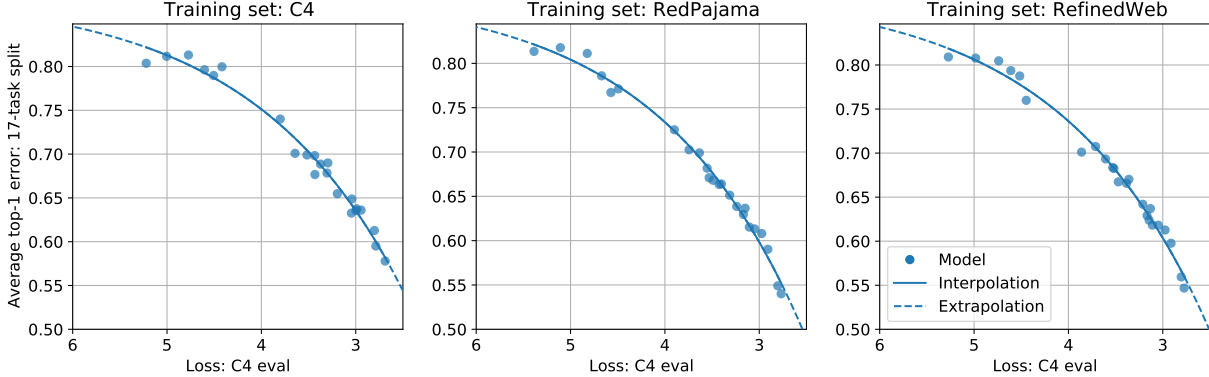


Figure 3: **Average top-1 error scales as a function of loss.** We plot models trained on three datasets and notice an exponential decay of average top-1 error as C4 eval loss, on the x-axis, decreases. We consider on the y-axes average error on 17 evaluations where performance is at least 10 points above random chance for at least one 0.154B scale model. These observations suggest that average top-1 error should be predictable with reliable loss estimates.

the reducible loss, which suggests a near-constant scaling exponent even with increased over-training. This indicates that scaling behavior should be describable in the amount of over-training.

In search of an analytic expression for the observations in Figure 2, we consider existing scaling literature. A common functional form for the risk of a model, as proposed in prior work [45, 93] is,

$$L(N, D) = E + AN^{-\alpha} + BD^{-\beta}. \quad (3)$$

Recall from Section 2.1, N is the number of parameters and D the number of training tokens. The constants E, A, α, B, β are fit from data. By fitting this parametric form, Hoffmann et al. [45] find that scaling exponents α and β are roughly equal, suggesting that one should scale N and D equally as compute increases. Hence, we assume $\alpha = \beta$. With this assumption, we reparameterize Equation (3) in terms of compute $C = 6ND$ and a token multiplier $M = D/N$. We get,

$$L(C, M) = E + (aM^\eta + bM^{-\eta}) C^{-\eta}, \quad (4)$$

where $\eta = \alpha/2$, $a = A(1/6)^{-\eta}$, $b = B(1/6)^{-\eta}$ gives the relation to Equation (3). For a complete derivation, see Appendix B.

Equation (4) has the following interpretation: (i) The scaling exponent η is not dependent on M . Thus, we always expect lines with the same slope in the log-log plot—as in Figure 2. (ii) The term $aM^\eta + bM^{-\eta}$ determines the offsets between curves with different token multipliers. Hence, we expect non-overlapping, parallel lines in the log-log plot for the range of M we consider—also consistent with Figure 2.

Recall that we make the assumption $\alpha = \beta$, which implies equal scaling of parameters and tokens as more compute is available. However, as explained in Appendix B, even if $\alpha \neq \beta$, we get a parameterization that implies the power-law exponent remains constant with over-training.

2.3 Scaling laws for downstream error

Scaling is typically studied in the context of loss [45, 51, 72], which Schaeffer et al. [100] note is smoother than metrics like accuracy. However, practitioners often use downstream benchmark accuracy as a proxy for model quality and not loss on perplexity evaluation sets. To better connect scaling laws and over-training to task prediction, we revisit the suite of models plotted in Figure 2. In Figure 3, we plot average downstream top-1 errors over evaluations sourced from LLM-Foundry [69] against the C4 eval loss. We defer details of the setup to Section 3 to focus here on a key observation: average error appears to follow exponential decay as loss decreases.

Based on the exponential decay we observe in Figure 3, we propose the following relationship between downstream average top-1 error Err and loss L ,

$$\text{Err}(L) = \epsilon - k \cdot \exp(-\gamma L), \tag{5}$$

where ϵ, k, γ are fit from data. Equation (5) also has an interpretation in terms of model perplexity $\text{PP}(L) = \exp(L)$,

$$\text{Err}(\text{PP}) = \epsilon - k \cdot \text{PP}^{-\gamma}. \tag{6}$$

Namely, Err follows a power law in PP that is bounded from above by ϵ signifying arbitrarily high error and from below by $\epsilon - k \cdot \exp(-\gamma E)$, where E is the Bayes error from Equation (4).

Equation (5) in conjunction with Equation (4) suggests a three-step method to predict Err as a function of compute and the amount of over-training. For choices of training and validation distributions, (i) fit a scaling law to Equation (4) using triplets of compute C , token multiplier M , and measured loss L on a validation set to yield $(C, M) \mapsto L$. (ii) Fit a scaling law to Equation (5) using pairs of loss L and downstream error Err for models to get $L \mapsto \text{Err}$. (iii) Chain predictions to get $(C, M) \mapsto \text{Err}$.

3 Constructing a scaling testbed

In this section, we discuss our experimental setup to test the predictions suggested by Equations (4) and (5). We first present our general language modeling setup (Section 3.1). Next, we discuss our strategy for determining model configurations for our scaling investigation (Section 3.2) and fitting scaling laws (Section 3.3). We then present metrics to validate how well scaling laws predict loss and downstream performance (Section 3.4).

3.1 Training setup

We train transformers [116] for next token prediction, based on architectures like GPT-2 [85] and LLaMA [113]. We employ GPT-NeoX [15] as a standardized tokenizer for all data. See Appendix C for architecture, optimization, and hyperparameter details.

3.2 Model configurations

To get final configurations for the 0.011B to 0.411B parameter models plotted in Figures 2 and 3, we first conduct a wide grid search over a total of 435 models, trained from scratch, from 0.01B to 0.5B

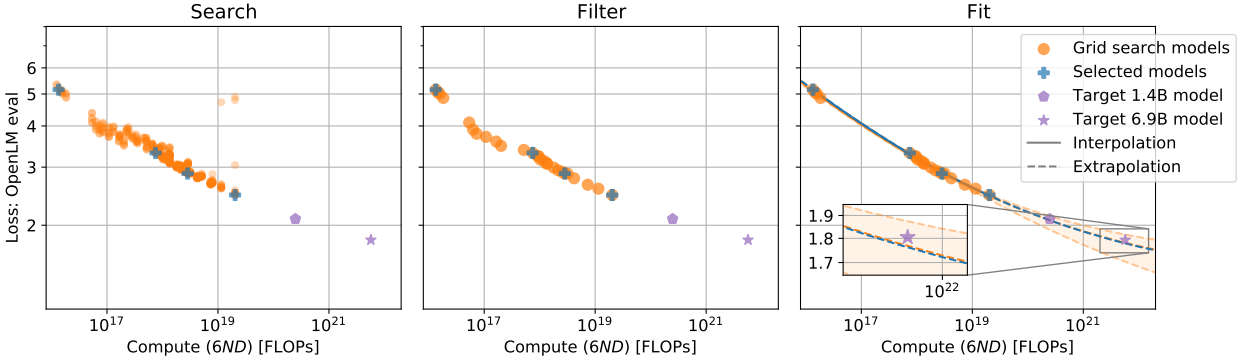


Figure 4: **Search, filter, fit: A recipe for selecting configurations for scaling.** (*left*) To generate the final configurations presented in Table 3, we run a 435 model grid search over model width, hidden dimension, number of attention heads, batch size, and warmup steps. All models are trained near compute-optimally. (*center*) We plot the efficient frontier of models, which appear to follow a trend, excluding models from 5.2×10^{16} to 5.2×10^{17} , which fall below the trend. (*right*) We fit a power law with irreducible error to the remaining configurations, picking four configurations that closely track the full model suite (“Selected models”). These models extrapolate the performance of 1.4B, 6.9B target models. Shaded regions represent bootstrap 95% confidence intervals.

parameters (Figure 4 (*left*)). We train on the original OpenLM data mix [39], which largely consists of RedPajama [112] and The Pile [31]. While we eventually plan to over-train models, at this step we search for *base configurations* near compute-optimality. We train on 20 tokens per parameter ($M = 20$), which, in early experiments, gives models near the compute-optimal frontier. This is similar to findings in Hoffmann et al. [45]’s Table 3, which suggests that $M = 20$ is near-optimal for the Chinchilla experimental setup.

To find maximally performant small-scale models on validation data, we tune model width, number of layers, number of attention heads, warmup steps, and batch size. Our validation set, OpenLM eval, contains tokens from recent arXiv papers, the OpenLM codebase itself, and news articles. We find in early experiments that qk-LayerNorm makes models less sensitive to learning rate, which is a phenomenon Wortsman et al. [123] report in their Figure 1. Hence, we fix the learning rate ($3e-3$) for our sweeps. We also perform smaller grid searches over 1.4B and 6.9B parameter model configurations at $M = 20$, retaining the best configurations.

At this point, we have many models, several of which give poor performance; following prior work [45, 51], we want to keep only models that give best performance. Hence, in Figure 4 (*center*), we filter out models that do not lie on the Pareto frontier. While there appears to be a general trend, configurations between 5.2×10^{16} and 5.2×10^{17} FLOPs lie below the frontier established by other models. We hypothesize these models over-perform as they are trained for more optimization steps than their neighbors based on our power-of-two batch sizes. We provide support for this hypothesis in Appendix F, but opt to remove these models from our investigation.

To ensure tractable compute requirements for our scaling experiments, we require a subset of models that follows the trend of the entire Pareto frontier. In Figure 4 (*right*), we fit trends to the Pareto models and to a subset of four models. We notice that the trends closely predict both the performance

Table 1: **Default number of parameters N and token multiplier M to fit our scaling laws.** We invest ~ 100 A100 hours to fit Equation (4) and $\sim 1,000$ A100 hours to fit Equation (5).

N	M	Used to fit Equation (4)	Used to fit Equation (5)
0.011B	20	✓	✓
0.079B	20	✓	✓
0.154B	20	✓	✓
0.411B	20	✓	✓
0.011B	320	✓	✓
1.4B	20	✗	✓
Total compute C [FLOPs]		2.4e19	2.7e20

of the 1.4B and 6.9B models, suggesting that our small-scale configurations reliably extrapolate in the compute-optimal setting.

Moving forward, we do not tune hyperparameters for other token multipliers (i.e., $M \neq 20$), on other training or evaluation distributions, or on validation sets for downstream tasks. For more details including specific hyperparameters, see Appendix D.

To create our scaling testbed, we start with the four small-scale, base configurations from our grid search: $N \in \{0.011\text{B}, 0.079\text{B}, 0.154\text{B}, 0.411\text{B}\}$. To ensure our conclusions are not particular to a single training distribution, we train models on each of C4 [27, 88], RedPajama [112], and RefinedWeb [82], which have 138B, 1.15T, and 600B tokens, respectively, for different token multipliers $M \in \{5, 10, 20, 40, 80, 160, 320, 640\}$. We omit runs that require more tokens than are present in a dataset (i.e., $N = 0.411\text{B}, M = 640$ for C4). We additionally train $N = 1.4\text{B}$ models at $M = 20$ and at the largest token multiplier possible without repeating tokens (i.e., 80 for C4, 640 for RedPajama, and 320 for RefinedWeb). We train $N = 6.9\text{B}, M = 20$ models on each dataset given the relevance of 7B parameter models [49, 113]. In total this results in a testbed of 104 models.

3.3 Fitting scaling laws

We fit Equation (4) to approximate E, a, b, η using curve-fitting in SciPy [117] (i.e., Levenberg-Marquardt to minimize non-linear least squares). We repeat this process to fit Equation (5) to approximate ϵ, k, γ . We invest ~ 100 A100 hours to train the models required to fit a scaling law for loss and $\sim 1,000$ A100 hours for a corresponding law for downstream error. Unless otherwise specified, we fit to the N, M pairs in Table 1, which are a subset of our full testbed. Our configurations allow us to test for extrapolation to the $N = 1.4\text{B}, M = 640$ (900B token) and the $N = 6.9\text{B}, M = 20$ (138B token) regimes.

3.4 Evaluation setup

Evaluation datasets. Unless otherwise stated, our default validation loss dataset is C4 eval. For downstream tasks, we adopt a subset from 46 tasks from LLM-foundry [69], which includes standard tasks with both zero-shot and few-shot evaluations. Specifically, we consider a 17-task subset where, for each evaluation, at least one 0.154B scale model—trained with as many as 99B tokens—gets 10 percentage points above chance accuracy: ARC-Easy [23], BIG-bench: CS algorithms [11], BIG-bench: Dyck languages [11], BIG-bench: Novel Concepts [11], BIG-bench: Operators [11], BIG-

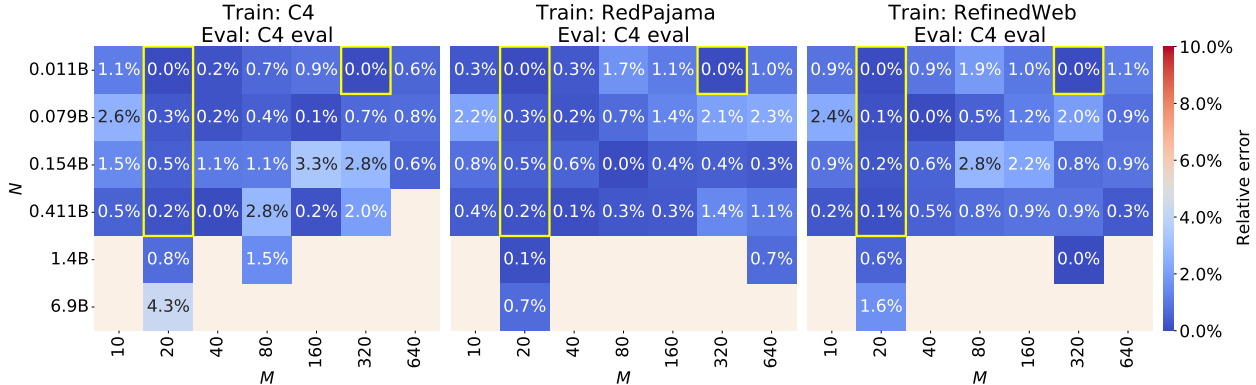


Figure 5: **Relative error on C4 eval for different training distributions.** Boxes highlighted in yellow correspond to pairs—number of parameters N , token multiplier M —used to fit Equation (4). Larger values of M correspond to more over-training. The prediction error is low in both interpolation and extrapolation ranges. Below $N = 1.4B$, empty squares correspond to runs that were not possible due to the limited dataset size for single epoch training. At $N = 1.4B$ we run at $M = 20$ and at the largest possible multiplier. At $N = 6.9B$, we run at $M = 20$.

bench: QA WikiData [11], BoolQ [21], Commonsense QA [107], COPA [92], CoQA [91], HellaSwag (zero-shot) [126], HellaSwag (10-shot) [126], LAMBADA [77], PIQA [14], PubMed QA Labeled [50], SQuAD [90], and WinoGrand [55]. For more details on evaluation datasets see Appendix E. We focus on this subset to ensure we are measuring signal, not noise. Including downstream tasks like MMLU [40], where performance is close to random chance, however, does not invalidate our results as we show in our evaluation set ablations (Appendix F).

Metrics. We consider three main metrics: *Validation loss*, which is the cross entropy between a model’s output and the one-hot ground truth token, averaged over all tokens in a sequence and over all sequences in a dataset. *Average top-1 error*, which is a uniform average over the 17 downstream evaluations, as mentioned in the above paragraph. To measure how good a prediction $\zeta(C, M)$ is, we measure *Relative prediction error*: $|\zeta(C, M) - \zeta_{GT}|/\zeta_{GT}$, where ζ is the predicted loss L or the average top-1 error Err . ζ_{GT} is the ground truth measurement to predict.

4 Results: Reliable extrapolation

In this Section, we quantify the extent to which the scaling laws developed in Section 2 extrapolate larger model performance using the scaling testbed from Section 3. By default, we fit Equations (4) and (5) to the configurations in Table 1, use C4 eval for loss, and the 17-task split from Section 3.4 for average top-1 error.

Over-trained performance is predictable. We highlight our main over-training results in Figure 1 (left). Namely, we are able to extrapolate both in the number of parameters N and the token multiplier M to closely predict the C4 eval performance of a 1.4B parameter model trained on 900B RedPajama tokens ($N = 1.4B, M = 640$). Our prediction, which takes $300\times$ less compute to construct than the final 1.4B run, is accurate to within 0.7% relative error. Additionally, for the $N = 6.9B, M = 20$ run, near compute-optimal, the relative error is also 0.7%.

Table 2: **Downstream relative prediction error at 6.9B parameters and 138B tokens.** While predicting accuracy on individual zero-shot downstream evaluations can be challenging (“Individual”), predicting *averages* across downstream datasets is accurate (“Avg.”).

Train set	Individual top-1 error				Avg. top-1 error
	ARC-E [23]	LAMBADA [77]	OpenBook QA [68]	HellaSwag [126]	17-task split
C4 [27, 88]	28.96%	15.01%	16.80%	79.58%	0.14%
RedPajama [112]	5.21%	14.39%	8.44%	25.73%	0.05%
RefinedWeb [82]	26.06%	16.55%	1.92%	81.96%	2.94%

These results support several key takeaways. (i) Scaling can be predictable even when one increases both the model size and the amount of over-training compared to the training runs used to fit a scaling law. (ii) The form presented in Equation (4) is useful in practice for predicting over-trained scaling behavior. (iii) Fitting to Equation (4) gives good prediction accuracy near compute-optimal. More specifically, predictions are accurate both for the 1.4B over-trained model and the 6.7B compute-optimal model using a single scaling fit.

While Figure 1 explores a specific case of making predictions in the over-trained regime, we aim to understand the error profile of our predictions across training datasets, token multipliers, and number of parameters. Hence, Figure 5 shows the relative error between ground truth loss and predicted loss on C4 eval for models in our testbed. We notice uniformly low prediction error suggesting that predictions are accurate in many settings.

Average top-1 error is predictable. Figure 1 (*right*) presents our main result in estimating scaling laws for downstream error. Concretely, we use the models indicated in Table 1 to fit Equations (4) and (5), chaining the scaling fits to predict the average top-1 error as a function of training compute C and the token multiplier M . Our fits allow us to predict, using $20\times$ less compute, the downstream performance of a 6.9B model trained on 138B RedPajama tokens to within 0.05% relative error and a 1.4B model trained on RedPajama 900B tokens to within 3.6% relative error.

Table 2 additionally shows the relative error of our downstream performance predictions for models trained on C4, RedPajama, and RefinedWeb, indicating that our scaling law functional forms are applicable on many training datasets. We note that while average accuracy is predictable, *individual* downstream task predictions are significantly more noisy. We report relative error for more model predictions in Figures 11 and 12. We also find that if we remove the 1.4B model for the Equation (5) fit, relative error jumps, for instance, from 0.05% to 10.64% on the 17-task split for the 6.9B, 138B token RedPajama prediction. This highlights the importance of investing more compute when constructing scaling laws for downstream task prediction compared to loss prediction.

Under-training, out-of-distribution scaling, compute-reliability trade-offs. In addition to our main results presented above, we include additional results in Appendix F, which we summarize here. First, we notice that when token multipliers become too small (i.e., $M = 5$) scaling becomes unreliable and lies off the trend. Additionally, multipliers other than 20, such as 10, 40, and 80, garner points that are roughly on the compute optimal frontier (Figure 9). This observation suggests that the compute-optimal multiplier may lie in a range rather than take a single value. To probe the limits of reliable scaling, we attempt to break our scaling laws in out-of-distribution settings. We find that models trained on C4—English filtered—and evaluated on next token prediction on code domains have a high relative error in many cases. Perhaps surprisingly, evaluating the same models

on German next token prediction gives reliable loss scaling (Figure 10). We additionally examine the compute necessary to create accurate scaling laws, finding that scaling laws can be constructed more cheaply for loss prediction than for downstream error prediction (Figures 15 and 16).

5 Related work

We review the most closely related work in this section. For additional related work, see Appendix G.

Scaling laws. Early works on scaling artificial neural networks observe predictable power-law scaling in the training set size and number of model parameters [43, 44, 93]. Alabdulmohsin et al. [2] stress the importance of looking at the extrapolation regime of a scaling law. Yang et al. [124] prescribe architectural and hyperparameter changes when scaling model width to realize performant models; Yang et al. [125] make analogous recommendations when scaling model depth. Bi et al. [13] propose hyperparameter aware scaling laws. Unlike the aforementioned work, our investigation focuses on over-training and predicting downstream accuracy.

Hoffmann et al. [45] investigate how the number of model parameters N and training tokens D should be chosen to minimize loss L given a compute budget C . Hoffmann et al. [45] find that when scaling up C , both N and D should be scaled equally up to a multiplicative constant (i.e., $N \propto C^{\sim 0.5}$ and $D \propto C^{\sim 0.5}$) to realize compute-optimality. Appendix C of the Chinchilla paper additionally suggests that these findings hold across three datasets. However, Hoffmann et al. [45] do not verify their scaling laws for training beyond compute-optimality, or for downstream error prediction—both of which are central to our work.

Sardana & Frankle [98] propose modifications to the Chinchilla formulation to incorporate inference costs into the definition of compute-optimality and solve for various fixed inference budgets. Their key finding, which is critical for our work, is that when taking into account a large enough inference budget, it is optimal to train smaller models for longer than the original Chinchilla recommendations. Our work presupposes that over-training can be beneficial. Instead of solving for inference-optimal schemes, we support empirically a predictive theory of scaling in the over-trained regime. Additionally, we provide experiments across many validation and training sets.

For predicting downstream scaling beyond loss, Isik et al. [47] relate the number of pre-training tokens to downstream cross-entropy and machine translation BLEU score [78] after fine-tuning. In contrast, we take a holistic approach to evaluation by looking at top-1 error over many natural language tasks. Schaeffer et al. [100] argue that emergent abilities [120] are a product of non-linear metrics and propose smoother alternatives. As a warmup for why non-linear metrics may be hard to predict, Schaeffer et al. [100] consider predicting an ℓ length sequence exactly: $\text{Err}(N, \ell) \approx 1 - \text{PP}(N)^{-\ell}$, where N is the number of parameters in a model and PP is its perplexity. This is a special case of our Equations (5) and (6), where the number of training tokens does not appear, $\epsilon = 1$, $k = 1$, and $\gamma = \ell$. In contrast, we treat ϵ, k, γ as free parameters for a scaling law fit, finding that average error over downstream tasks can make for a predictable metric.

Over-training in popular models. There has been a rise in over-trained models [113, 114] and accompanying massive datasets [3, 82, 104, 112]. For example, Chinchilla 70B [45] is trained with a token multiplier of 20, while LLaMA-2 7B [114] uses a token multiplier of 290. In our investigation, we look at token multipliers from 5 to 640 to ensure coverage of popular models and relevance for future models that may be trained on even more tokens.

6 Limitations, future work, and conclusion

Limitations and future work. We identify limitations, which provide motivation for future work.

- **Hyperparameters.** While our configurations are surprisingly amenable to reliable scaling across many training and testing distributions without further tuning, there is a need to develop scaling laws that do not require extensive hyperparameter sweeps.
- **Scaling up.** Validating the trends in this paper for even larger runs is a valuable direction. Additionally, repeating our setup for models that achieve non-trivial performance on harder evaluations like MMLU is left to future work.
- **Scaling down.** Actualizing predictable scaling with even cheaper runs is important to make this area of research more accessible, especially for downstream error prediction.
- **Failure cases.** While we present a preliminary analysis of when scaling is unreliable, future work should investigate conditions under which scaling breaks down.
- **Post-training.** It is common to employ fine-tuning interventions after pre-training, which we do not consider. Quantifying to what degree over-training the base model provides benefits *after* post-training is an open area of research.
- **Individual downstream task prediction.** While we find that averaging over many task error metrics can make for a predictable metric, per-task predictions are left to future work.
- **In-the-wild performance.** Downstream task performance is a proxy for the in-the-wild user experience. Analyzing scaling trends in the context of this experience is timely.
- **Dataset curation.** Our work only deals with existing training datasets. Exploring dataset curation for improved model scaling is another promising direction.

Conclusion. We show that the loss of over-trained models, trained past compute-optimality, is predictable. Furthermore, we propose and validate a scaling law relating loss to average downstream task performance. We hope our work will inspire others to further examine the relationship between model training and downstream generalization. Our testbed will be made publicly available, and we hope it will make scaling research more accessible to researchers and practitioners alike.

Acknowledgements

SYG is supported by an NSF Graduate Research Fellowship, GS by the Onassis Foundation - Scholarship ID: F ZS 056-1/2022-2023, and MN by the Federal Ministry of Education and Research of Germany under grant no. 01IS22094B WEST-AI. We thank Stability AI and Toyota Research Institute (TRI) for access to compute resources. This research has been supported by NSF Grants AF 1901292, CNS 2148141, Tripods CCF 1934932, IFML CCF 2019844, and research gifts by Western Digital, Amazon, WNCG IAP, UT Austin Machine Learning Lab (MLL), Cisco, and the Stanly P. Finch Centennial Professorship in Engineering. We also thank Kushal Arora, Alper Canberk, Mia Chiquier, Sachit Menon, Chuer Pan, Purva Tendulkar, and Mandi Zhao for valuable feedback.

References

- [1] Samira Abnar, Mostafa Dehghani, Behnam Neyshabur, and Hanie Sedghi. Exploring the limits of large scale pre-training. In *International Conference on Learning Representations (ICLR)*, 2022. <https://arxiv.org/abs/2110.02095>.
- [2] Ibrahim Alabdulmohsin, Behnam Neyshabur, and Xiaohua Zhai. Revisiting neural scaling laws in language and vision. In *Advances in Neural Information Processing Systems (NeurIPS)*, 2022. <https://arxiv.org/abs/2209.06640>.
- [3] Alon Albalak, Yanai Elazar, Sang Michael Xie, Shayne Longpre, Nathan Lambert, Xinyi Wang, Niklas Muennighoff, Bairu Hou, Liangming Pan, Haewon Jeong, et al. A survey on data selection for language models. *arXiv preprint*, 2024. <https://arxiv.org/abs/2402.16827>.
- [4] Loubna Ben Allal, Raymond Li, Denis Kocetkov, Chenghao Mou, Christopher Akiki, Carlos Munoz Ferrandis, Niklas Muennighoff, Mayank Mishra, Alex Gu, Manan Dey, et al. Santacoder: don't reach for the stars! *arXiv preprint*, 2023. <https://arxiv.org/abs/2301.03988>.
- [5] Aida Amini, Saadia Gabriel, Shanchuan Lin, Rik Koncel-Kedziorski, Yejin Choi, and Hannaneh Hajishirzi. MathQA: Towards interpretable math word problem solving with operation-based formalisms. In *Conference of the North American Chapter of the Association for Computational Linguistics (NACCL)*, 2019. <https://aclanthology.org/N19-1245>.
- [6] Jason Ansel, Edward Yang, Horace He, Natalia Gimelshein, Animesh Jain, Michael Voznesensky, Bin Bao, David Berard, Geeta Chauhan, Anjali Chourdia, Will Constable, Alban Desmaison, Zachary DeVito, Elias Ellison, Will Feng, Jiong Gong, Michael Gschwind, Brian Hirsh, Sherlock Huang, Laurent Kirsch, Michael Lazos, Yanbo Liang, Jason Liang, Yinghai Lu, CK Luk, Bert Maher, Yunjie Pan, Christian Puhersch, Matthias Reso, Mark Saroufim, Helen Suk, Michael Suo, Phil Tillet, Eikan Wang, Xiaodong Wang, William Wen, Shunting Zhang, Xu Zhao, Keren Zhou, Richard Zou, Ajit Mathews, Gregory Chanan, Peng Wu, and Soumith Chintala. Pytorch 2: Faster machine learning through dynamic python bytecode transformation and graph compilation. In *International Conference on Architectural Support for Programming Languages and Operating Systems (ASPLOS)*, 2024. <https://pytorch.org/blog/pytorch-2-paper-tutorial>.
- [7] Mikel Artetxe, Shruti Bhosale, Naman Goyal, Todor Mihaylov, Myle Ott, Sam Shleifer, Xi Victoria Lin, Jingfei Du, Srinivasan Iyer, Ramakanth Pasunuru, Giridharan Anantharaman, Xian Li, Shuohui Chen, Halil Akin, Mandeep Baines, Louis Martin, Xing Zhou, Punit Singh Koura, Brian O'Horo, Jeffrey Wang, Luke Zettlemoyer, Mona Diab, Zornitsa Kozareva, and Veselin Stoyanov. Efficient large scale language modeling with mixtures of experts. In *Conference on Empirical Methods in Natural Language Processing (EMNLP)*, 2022. <https://aclanthology.org/2022.emnlp-main.804>.
- [8] Jimmy Lei Ba, Jamie Ryan Kiros, and Geoffrey E Hinton. Layer normalization. *arXiv preprint*, 2016. <https://arxiv.org/abs/1607.06450>.
- [9] Yasaman Bahri, Ethan Dyer, Jared Kaplan, Jaehoon Lee, and Utkarsh Sharma. Explaining neural scaling laws. *arXiv preprint*, 2021. <https://arxiv.org/abs/2102.06701>.

- [10] Yamini Bansal, Behrooz Ghorbani, Ankush Garg, Biao Zhang, Maxim Krikun, Colin Cherry, Behnam Neyshabur, and Orhan Firat. Data scaling laws in nmt: The effect of noise and architecture. In *International Conference on Machine Learning (ICML)*, 2022. <https://proceedings.mlr.press/v162/bansal22b.html>.
- [11] BIG bench authors. Beyond the imitation game: Quantifying and extrapolating the capabilities of language models. In *Transactions on Machine Learning Research (TMLR)*, 2023. <https://openreview.net/forum?id=uyTL5Bvosj>.
- [12] Emily M Bender, Timnit Gebru, Angelina McMillan-Major, and Shmargaret Shmitchell. On the dangers of stochastic parrots: Can language models be too big? In *Proceedings ACM conference on fairness, accountability, and transparency (FAccT)*, 2021. <https://dl.acm.org/doi/10.1145/3442188.3445922>.
- [13] DeepSeek-AI Xiao Bi, Deli Chen, Guanting Chen, Shanhuang Chen, Damai Dai, Chengqi Deng, Honghui Ding, Kai Dong, Qiushi Du, Zhe Fu, Huazuo Gao, Kaige Gao, Wenjun Gao, Ruiqi Ge, Kang Guan, Daya Guo, Jianzhong Guo, Guangbo Hao, Zhewen Hao, Ying He, Wen-Hui Hu, Panpan Huang, Erhang Li, Guowei Li, Jiashi Li, Yao Li, Y. K. Li, Wenfeng Liang, Fangyun Lin, A. X. Liu, Bo Liu, Wen Liu, Xiaodong Liu, Xin Liu, Yiyuan Liu, Haoyu Lu, Shanghao Lu, Fuli Luo, Shirong Ma, Xiaotao Nie, Tian Pei, Yishi Piao, Junjie Qiu, Hui Qu, Tongzheng Ren, Zehui Ren, Chong Ruan, Zhangli Sha, Zhihong Shao, Jun-Mei Song, Xuecheng Su, Jingxiang Sun, Yaofeng Sun, Min Tang, Bing-Li Wang, Peiyi Wang, Shiyu Wang, Yaohui Wang, Yongji Wang, Tong Wu, Yu Wu, Xin Xie, Zhenda Xie, Ziwei Xie, Yi Xiong, Hanwei Xu, Ronald X Xu, Yanhong Xu, Dejian Yang, Yu mei You, Shuiping Yu, Xin yuan Yu, Bo Zhang, Haowei Zhang, Lecong Zhang, Liyue Zhang, Mingchuan Zhang, Minghu Zhang, Wentao Zhang, Yichao Zhang, Chenggang Zhao, Yao Zhao, Shangyan Zhou, Shunfeng Zhou, Qihao Zhu, and Yuheng Zou. Deepseek llm: Scaling open-source language models with longtermism. *arXiv preprint*, 2024. <https://arxiv.org/abs/2401.02954>.
- [14] Yonatan Bisk, Rowan Zellers, Ronan Le Bras, Jianfeng Gao, and Yejin Choi. Piqa: Reasoning about physical commonsense in natural language. In *Association for the Advancement of Artificial Intelligence (AAAI)*, 2020. <https://arxiv.org/abs/1911.11641>.
- [15] Sid Black, Stella Biderman, Eric Hallahan, Quentin Anthony, Leo Gao, Laurence Golding, Horace He, Connor Leahy, Kyle McDonell, Jason Phang, Michael Pieler, USVSN Sai Prashanth, Shivanshu Purohit, Laria Reynolds, Jonathan Tow, Ben Wang, and Samuel Weinbach. Gpt-neox-20b: An open-source autoregressive language model. *BigScience Episode #5 – Workshop on Challenges & Perspectives in Creating Large Language Models*, 2022. <https://aclanthology.org/2022.bigscience-1.9>.
- [16] Tom Brown, Benjamin Mann, Nick Ryder, Melanie Subbiah, Jared D Kaplan, Prafulla Dhariwal, Arvind Neelakantan, Pranav Shyam, Girish Sastry, Amanda Askell, Sandhini Agarwal, Ariel Herbert-Voss, Gretchen Krueger, Tom Henighan, Rewon Child, Aditya Ramesh, Daniel Ziegler, Jeffrey Wu, Clemens Winter, Chris Hesse, Mark Chen, Eric Sigler, Mateusz Litwin, Scott Gray, Benjamin Chess, Jack Clark, Christopher Berner, Sam McCandlish, Alec Radford, Ilya Sutskever, and Dario Amodei. Language models are few-shot learners. In *Advances in Neural Information Processing Systems (NeurIPS)*, 2020. <https://arxiv.org/abs/2005.14165>.
- [17] Ethan Caballero, Kshitij Gupta, Irina Rish, and David Krueger. Broken neural scaling laws.

- In *International Conference on Learning Representations (ICLR)*, 2023. <https://openreview.net/forum?id=sckjveqlCZ>.
- [18] Mehdi Cherti, Romain Beaumont, Ross Wightman, Mitchell Wortsman, Gabriel Ilharco, Cade Gordon, Christoph Schuhmann, Ludwig Schmidt, and Jenia Jitsev. Reproducible scaling laws for contrastive language-image learning. In *Conference on Computer Vision and Pattern Recognition (CVPR)*, 2023. <https://arxiv.org/abs/2212.07143>.
- [19] Aakanksha Chowdhery, Sharan Narang, Jacob Devlin, Maarten Bosma, Gaurav Mishra, Adam Roberts, Paul Barham, Hyung Won Chung, Charles Sutton, Sebastian Gehrmann, Parker Schuh, Kensen Shi, Sasha Tsvyashchenko, Joshua Maynez, Abhishek Rao, Parker Barnes, Yi Tay, Noam M. Shazeer, Vinodkumar Prabhakaran, Emily Reif, Nan Du, Benton C. Hutchinson, Reiner Pope, James Bradbury, Jacob Austin, Michael Isard, Guy Gur-Ari, Pengcheng Yin, Toju Duke, Anselm Levskaya, Sanjay Ghemawat, Sunipa Dev, Henryk Michalewski, Xavier García, Vedant Misra, Kevin Robinson, Liam Fedus, Denny Zhou, Daphne Ippolito, David Luan, Hyeontaek Lim, Barret Zoph, Alexander Spiridonov, Ryan Sepassi, David Dohan, Shivani Agrawal, Mark Omernick, Andrew M. Dai, Thanumalayan Sankaranarayanan Pillai, Marie Pellat, Aitor Lewkowycz, Erica Moreira, Rewon Child, Oleksandr Polozov, Katherine Lee, Zongwei Zhou, Xuezhi Wang, Brennan Saeta, Mark Díaz, Orhan Firat, Michele Catasta, Jason Wei, Kathleen S. Meier-Hellstern, Douglas Eck, Jeff Dean, Slav Petrov, and Noah Fiedel. Palm: Scaling language modeling with pathways. In *Journal of Machine Learning Research (JMLR)*, 2022. <https://arxiv.org/abs/2204.02311>.
- [20] Hyung Won Chung, Le Hou, Shayne Longpre, Barret Zoph, Yi Tay, William Fedus, Yunxuan Li, Xuezhi Wang, Mostafa Dehghani, Siddhartha Brahma, et al. Scaling instruction-finetuned language models. *arXiv preprint*, 2022. <https://arxiv.org/abs/2210.11416>.
- [21] Christopher Clark, Kenton Lee, Ming-Wei Chang, Tom Kwiatkowski, Michael Collins, and Kristina Toutanova. Boolq: Exploring the surprising difficulty of natural yes/no questions. In *Conference of the North American Chapter of the Association for Computational Linguistics (NAACL)*, 2019. <https://aclanthology.org/N19-1300>.
- [22] Kevin Clark, Minh-Thang Luong, Quoc V. Le, and Christopher D. Manning. ELECTRA: Pre-training text encoders as discriminators rather than generators. In *International Conference on Learning Representations (ICLR)*, 2020. <https://openreview.net/pdf?id=r1xMH1BtvB>.
- [23] Peter Clark, Isaac Cowhey, Oren Etzioni, Tushar Khot, Ashish Sabharwal, Carissa Schoenick, and Oyvind Tafjord. Think you have solved question answering? try arc, the ai2 reasoning challenge. *arXiv preprint*, 2018. <https://arxiv.org/abs/1803.05457>.
- [24] Tri Dao, Daniel Y. Fu, Stefano Ermon, Atri Rudra, and Christopher Ré. FlashAttention: Fast and memory-efficient exact attention with IO-awareness. In *Advances in Neural Information Processing Systems (NeurIPS)*, 2022. <https://arxiv.org/abs/2205.14135>.
- [25] Mostafa Dehghani, Josip Djolonga, Basil Mustafa, Piotr Padlewski, Jonathan Heek, Justin Gilmer, Andreas Peter Steiner, Mathilde Caron, Robert Geirhos, Ibrahim Alabdulmohsin, et al. Scaling vision transformers to 22 billion parameters. In *International Conference on Machine Learning (ICML)*, 2023. <https://proceedings.mlr.press/v202/dehghani23a.html>.
- [26] Jacob Devlin, Ming-Wei Chang, Kenton Lee, and Kristina Toutanova. BERT: Pre-training

- of deep bidirectional transformers for language understanding. In *Conference of the North American Chapter of the Association for Computational Linguistics (NAACL)*, 2019. <https://aclanthology.org/N19-1423>.
- [27] Jesse Dodge, Maarten Sap, Ana Marasović, William Agnew, Gabriel Ilharco, Dirk Groeneveld, Margaret Mitchell, and Matt Gardner. Documenting large webtext corpora: A case study on the colossal clean crawled corpus. In *Conference on Empirical Methods in Natural Language Processing (EMNLP)*, 2021. <https://aclanthology.org/2021.emnlp-main.98>.
- [28] Nan Du, Yanping Huang, Andrew M. Dai, Simon Tong, Dmitry Lepikhin, Yuanzhong Xu, Maxim Krikun, Yanqi Zhou, Adams Wei Yu, Orhan Firat, Barret Zoph, Liam Fedus, Maarten Bosma, Zongwei Zhou, Tao Wang, Yu Emma Wang, Kellie Webster, Marie Pellat, Kevin Robinson, Kathleen Meier-Hellstern, Toju Duke, Lucas Dixon, Kun Zhang, Quoc V Le, Yonghui Wu, Zhifeng Chen, and Claire Cui. Glam: Efficient scaling of language models with mixture-of-experts. In *International Conference on Machine Learning (ICML)*, 2022. <https://arxiv.org/abs/2112.06905>.
- [29] Kawin Ethayarajh, Winnie Xu, Niklas Muennighoff, Dan Jurafsky, and Douwe Kiela. Kto: Model alignment as prospect theoretic optimization. *arXiv preprint*, 2024. <https://arxiv.org/abs/2402.01306>.
- [30] Samir Yitzhak Gadre, Gabriel Ilharco, Alex Fang, Jonathan Hayase, Georgios Smyrnis, Thao Nguyen, Mitchell Wortsman Ryan Marten, Dhruva Ghosh, Jieyu Zhang, Eyal Orgad, Rahim Entezari, Giannis Daras, Sarah Pratt, Vivek Ramanujan, Yonatan Bitton, Kalyani Marathe, Stephen Mussmann, Mehdi Cherti Richard Vencu, Ranjay Krishna, Pang Wei Koh, Olga Saukh, Alexander Ratner, Shuran Song, Hannaneh Hajishirzi, Ali Farhadi, Romain Beaumont, Sewoong Oh, Alex Dimakis, Jenia Jitsev, Yair Carmon, Vaishaal Shankar, and Ludwig Schmidt. Datacomp: In search of the next generation of multimodal datasets. In *Advances in Neural Information Processing Systems (NeurIPS)*, 2023. <https://arxiv.org/abs/2304.14108>.
- [31] Leo Gao, Stella Biderman, Sid Black, Laurence Golding, Travis Hoppe, Charles Foster, Jason Phang, Horace He, Anish Thite, Noa Nabeshima, Shawn Presser, and Connor Leahy. The Pile: An 800gb dataset of diverse text for language modeling. *arXiv preprint*, 2020. <https://arxiv.org/abs/2101.00027>.
- [32] Behrooz Ghorbani, Orhan Firat, Markus Freitag, Ankur Bapna, Maxim Krikun, Xavier Garcia, Ciprian Chelba, and Colin Cherry. Scaling laws for neural machine translation. *arXiv preprint*, 2021. <https://arxiv.org/abs/2109.07740>.
- [33] Mitchell A Gordon, Kevin Duh, and Jared Kaplan. Data and parameter scaling laws for neural machine translation. In *Conference on Empirical Methods in Natural Language Processing (EMNLP)*, 2021. <https://aclanthology.org/2021.emnlp-main.478>.
- [34] Dirk Groeneveld, Iz Beltagy, Pete Walsh, Akshita Bhagia, Rodney Kinney, Oyvind Tafjord, Ananya Harsh Jha, Hamish Ivison, Ian Magnusson, Yizhong Wang, et al. Olmo: Accelerating the science of language models. *arXiv preprint*, 2024. <https://arxiv.org/abs/2402.00838>.
- [35] Albert Gu and Tri Dao. Mamba: Linear-time sequence modeling with selective state spaces. *arXiv preprint*, 2023. <https://arxiv.org/abs/2312.00752>.

- [36] Albert Gu, Isys Johnson, Karan Goel, Khaled Saab, Tri Dao, Atri Rudra, and Christopher Ré. Combining recurrent, convolutional, and continuous-time models with linear state space layers. In *Advances in Neural Information Processing Systems (NeurIPS)*, 2021. <https://openreview.net/forum?id=yWd42CWN3c>.
- [37] Albert Gu, Karan Goel, and Christopher Ré. Efficiently modeling long sequences with structured state spaces. In *International Conference on Learning Representations (ICLR)*, 2022. <https://arxiv.org/abs/2111.00396>.
- [38] Suriya Gunasekar, Yi Zhang, Jyoti Aneja, Caio Cesar, Teodoro Mendes, Allie Del Giorno, Sivakanth Gopi, Mojan Javaheripi, Piero Kauffmann, Gustavo de Rosa, Olli Saarikivi, Adil Salim, Shital Shah, Harkirat Singh Behl, Xin Wang, Sébastien Bubeck, Ronen Eldan, Adam Tauman Kalai, Yin Tat Lee, and Yuanzhi Li. Textbooks are all you need. *Preprint*, 2023. <https://www.microsoft.com/en-us/research/publication/textbooks-are-all-you-need>.
- [39] Suchin Gururangan, Mitchell Wortsman, Samir Yitzhak Gadre, Achal Dave, Maciej Kilian, Weijia Shi, Jean Mercat, Georgios Smyrnis, Gabriel Ilharco, Matt Jordan, Reinhard Heckel, Alex Dimakis, Ali Farhadi, Vaishaal Shankar, and Ludwig Schmidt. OpenLM: a minimal but performative language modeling (lm) repository, 2023. https://github.com/mlfoundations/open_lm.
- [40] Dan Hendrycks, Collin Burns, Steven Basart, Andy Zou, Mantas Mazeika, Dawn Song, and Jacob Steinhardt. Measuring massive multitask language understanding. In *International Conference on Learning Representations (ICLR)*, 2021. <https://arxiv.org/abs/2009.03300>.
- [41] T. J. Henighan, Jared Kaplan, Mor Katz, Mark Chen, Christopher Hesse, Jacob Jackson, Heewoo Jun, Tom B. Brown, Prafulla Dhariwal, Scott Gray, Chris Hallacy, Benjamin Mann, Alec Radford, Aditya Ramesh, Nick Ryder, Daniel M. Ziegler, John Schulman, Dario Amodei, and Sam McCandlish. Scaling laws for autoregressive generative modeling. *arXiv preprint*, 2020. <https://arxiv.org/abs/2010.14701>.
- [42] Danny Hernandez, Jared Kaplan, T. J. Henighan, and Sam McCandlish. Scaling laws for transfer. *arXiv preprint*, 2021. <https://arxiv.org/abs/2102.01293>.
- [43] Joel Hestness, Sharan Narang, Newsha Ardalani, Gregory Frederick Diamos, Heewoo Jun, Hassan Kianinejad, Md. Mostofa Ali Patwary, Yang Yang, and Yanqi Zhou. Deep learning scaling is predictable, empirically. *arXiv preprint*, 2017. <https://arxiv.org/abs/1712.00409>.
- [44] Joel Hestness, Newsha Ardalani, and Gregory Diamos. Beyond human-level accuracy: Computational challenges in deep learning. In *Principles and Practice of Parallel Programming (PPoPP)*, 2019. <https://arxiv.org/abs/1909.01736>.
- [45] Jordan Hoffmann, Sebastian Borgeaud, Arthur Mensch, Elena Buchatskaya, Trevor Cai, Eliza Rutherford, Diego de Las Casas, Lisa Anne Hendricks, Johannes Welbl, Aidan Clark, et al. Training compute-optimal large language models. In *Advances in Neural Information Processing Systems (NeurIPS)*, 2022. <https://arxiv.org/abs/2203.15556>.
- [46] Hakan Inan, Khashayar Khosravi, and Richard Socher. Tying word vectors and word

- classifiers: A loss framework for language modeling. In *International Conference on Learning Representations (ICLR)*, 2017. <https://arxiv.org/abs/1611.01462>.
- [47] Berivan Isik, Natalia Ponomareva, Hussein Hazimeh, Dimitris Pappas, Sergei Vassilvitskii, and Sanmi Koyejo. Scaling laws for downstream task performance of large language models. *arXiv*, 2024. <https://arxiv.org/abs/2402.04177>.
- [48] Maor Ivgi, Yair Carmon, and Jonathan Berant. Scaling laws under the microscope: Predicting transformer performance from small scale experiments. In *Conference on Empirical Methods in Natural Language Processing (EMNLP)*, 2022. <https://aclanthology.org/2022.findings-emnlp.544>.
- [49] Albert Q. Jiang, Alexandre Sablayrolles, Arthur Mensch, Chris Bamford, Devendra Singh Chaplot, Florian Bressand Diego de las Casas, Gianna Lengyel, Guillaume Lample, Lucile Saulnier, L elio Renard Lavaud, Marie-Anne Lachaux, Pierre Stock, Teven Le Scao, Thibaut Lavril, Thomas Wang, Timoth ee Lacroix, and William El Sayed. Mistral 7b. *arXiv preprint*, 2023. <https://arxiv.org/abs/2310.06825>.
- [50] Qiao Jin, Bhuwan Dhingra, Zhengping Liu, William Cohen, and Xinghua Lu. Pubmedqa: A dataset for biomedical research question answering. In *Conference on Empirical Methods in Natural Language Processing (EMNLP)*, 2019. <https://aclanthology.org/D19-1259>.
- [51] Jared Kaplan, Sam McCandlish, Tom Henighan, Tom B Brown, Benjamin Chess, Rewon Child, Scott Gray, Alec Radford, Jeffrey Wu, and Dario Amodei. Scaling laws for neural language models. *arXiv preprint*, 2020. <https://arxiv.org/abs/2001.08361>.
- [52] Tobit Klug, Dogukan Atik, and Reinhard Heckel. Analyzing the sample complexity of self-supervised image reconstruction methods. *arXiv preprint*, 2023. <https://arxiv.org/abs/2305.19079>.
- [53] Zhenzhong Lan, Mingda Chen, Sebastian Goodman, Kevin Gimpel, Piyush Sharma, and Radu Soricut. ALBERT: A lite BERT for self-supervised learning of language representations. *arXiv preprint*, 2019. <http://arxiv.org/abs/1909.11942>.
- [54] Benjamin Lefaudeux, Francisco Massa, Diana Liskovich, Wenhan Xiong, Vittorio Caggiano, Sean Naren, Min Xu, Jieru Hu, Marta Tintore, Susan Zhang, Patrick Labatut, and Daniel Haziza. xformers: A modular and hackable transformer modelling library, 2022. <https://github.com/facebookresearch/xformers>.
- [55] Hector Levesque, Ernest Davis, and Leora Morgenstern. The winograd schema challenge. In *International conference on the principles of knowledge representation and reasoning*, 2012. <https://aaai.org/papers/59-4492-the-winograd-schema-challenge>.
- [56] Mike Lewis, Yinhan Liu, Naman Goyal, Marjan Ghazvininejad, Abdelrahman Mohamed, Omer Levy, Veselin Stoyanov, and Luke Zettlemoyer. BART: Denoising sequence-to-sequence pre-training for natural language generation, translation, and comprehension. In *Annual Meeting of the Association for Computational Linguistics (ACL)*, 2020. <https://aclanthology.org/2020.acl-main.703>.
- [57] Raymond Li, Loubna Ben Allal, Yangtian Zi, Niklas Muennighoff, Denis Kocetkov, Chenghao

- Mou, Marc Marone, Christopher Akiki, Jia Li, Jenny Chim, et al. Starcoder: may the source be with you! *arXiv preprint*, 2023. <https://arxiv.org/abs/2305.06161>.
- [58] Jian Liu, Leyang Cui, Hanmeng Liu, Dandan Huang, Yile Wang, and Yue Zhang. Logiqa: A challenge dataset for machine reading comprehension with logical reasoning. In *International Joint Conference on Artificial Intelligence*, 2020. <https://arxiv.org/abs/2007.08124>.
- [59] Yinhan Liu, Myle Ott, Naman Goyal, Jingfei Du, Mandar Joshi, Danqi Chen, Omer Levy, Mike Lewis, Luke Zettlemoyer, and Veselin Stoyanov. Roberta: A robustly optimized BERT pretraining approach. *arXiv preprint*, 2019. <http://arxiv.org/abs/1907.11692>.
- [60] Zhuang Liu, Hanzi Mao, Chao-Yuan Wu, Christoph Feichtenhofer, Trevor Darrell, and Saining Xie. A convnet for the 2020s. *Conference on Computer Vision and Pattern Recognition (CVPR)*, 2022. <https://arxiv.org/abs/2201.03545>.
- [61] Shayne Longpre, Robert Mahari, Anthony Chen, Naana Obeng-Marnu, Damien Sileo, William Brannon, Niklas Muennighoff, Nathan Khazam, Jad Kabbara, Kartik Perisetla, et al. The data provenance initiative: A large scale audit of dataset licensing & attribution in ai. *arXiv preprint*, 2023. <https://arxiv.org/abs/2310.16787>.
- [62] Ilya Loshchilov and Frank Hutter. Decoupled weight decay regularization. *arXiv preprint*, 2017. <https://arxiv.org/abs/1711.05101>.
- [63] Anton Lozhkov, Raymond Li, Loubna Ben Allal, Federico Cassano, Joel Lamy-Poirier, Nouamane Tazi, Ao Tang, Dmytro Pykhtar, Jiawei Liu, Yuxiang Wei, Tianyang Liu, Max Tian, Denis Kocetkov, Arthur Zucker, Younes Belkada, Zijian Wang, Qian Liu, Dmitry Abulkhanov, Indraneil Paul, Zhuang Li, Wen-Ding Li, Megan Risdal, Jia Li, Jian Zhu, Terry Yue Zhuo, Evgenii Zheltonozhskii, Nii Osaе Osaе Dade, Wenhao Yu, Lucas Krauß, Naman Jain, Yixuan Su, Xuanli He, Manan Dey, Edoardo Abati, Yekun Chai, Niklas Muennighoff, Xiangru Tang, Muhtasham Oblokulov, Christopher Akiki, Marc Marone, Chenghao Mou, Mayank Mishra, Alex Gu, Binyuan Hui, Tri Dao, Armel Zebaze, Olivier Dehaene, Nicolas Patry, Canwen Xu, Julian McAuley, Han Hu, Torsten Scholak, Sebastien Paquet, Jennifer Robinson, Carolyn Jane Anderson, Nicolas Chapados, Mostofa Patwary, Nima Tajbakhsh, Yacine Jernite, Carlos Muñoz Ferrandis, Lingming Zhang, Sean Hughes, Thomas Wolf, Arjun Guha, Leandro von Werra, and Harm de Vries. Starcoder 2 and the stack v2: The next generation. *arXiv preprint*, 2024. <https://arxiv.org/abs/2402.19173>.
- [64] Risto Luukkonen, Ville Komulainen, Jouni Luoma, Anni Eskelinen, Jenna Kanerva, Hanna-Mari Kupari, Filip Ginter, Veronika Laippala, Niklas Muennighoff, Aleksandra Piktus, et al. Fingpt: Large generative models for a small language. In *Conference on Empirical Methods in Natural Language Processing (EMNLP)*, 2023. <https://aclanthology.org/2023.emnlp-main.164>.
- [65] Ian Magnusson, Akshita Bhagia, Valentin Hofmann, Luca Soldaini, Ananya Harsh Jha, Oyvind Tafjord, Dustin Schwenk, Evan Pete Walsh, Yanai Elazar, Kyle Lo, Dirk Groenvelde, Iz Beltagy, Hanneneh Hajishirz, Noah A. Smith, Kyle Richardson, and Jesse Dodge. Paloma: A benchmark for evaluating language model fit. *arXiv preprint*, 2023. <https://paloma.allen.ai>.
- [66] Mitchell P. Marcus, Beatrice Santorini, and Mary Ann Marcinkiewicz. Building a large annotated corpus of English: The Penn Treebank. In *Computational Linguistics*, 1993. <https://aclanthology.org/J93-2004>.

- [67] William Merrill, Vivek Ramanujan, Yoav Goldberg, Roy Schwartz, and Noah A. Smith. Effects of parameter norm growth during transformer training: Inductive bias from gradient descent. In *Conference on Empirical Methods in Natural Language Processing (EMNLP)*, 2021. <https://aclanthology.org/2021.emnlp-main.133>.
- [68] Todor Mihaylov, Peter Clark, Tushar Khot, and Ashish Sabharwal. Can a suit of armor conduct electricity? a new dataset for open book question answering. In *Conference on Empirical Methods in Natural Language Processing (EMNLP)*, 2018. <https://arxiv.org/abs/1809.02789>.
- [69] MosaicML. Llm evaluation scores, 2023. <https://www.mosaicml.com/llm-evaluation>.
- [70] Niklas Muennighoff, Thomas Wang, Lintang Sutawika, Adam Roberts, Stella Biderman, Teven Le Scao, M Saiful Bari, Sheng Shen, Zheng-Xin Yong, Hailey Schoelkopf, et al. Crosslingual generalization through multitask finetuning. In *Annual Meeting of the Association for Computational Linguistics (ACL)*, 2022. <https://aclanthology.org/2023.acl-long.891>.
- [71] Niklas Muennighoff, Qian Liu, Armel Zebaze, Qinkai Zheng, Binyuan Hui, Terry Yue Zhuo, Swayam Singh, Xiangru Tang, Leandro Von Werra, and Shayne Longpre. Octopack: Instruction tuning code large language models. *arXiv preprint*, 2023. <https://arxiv.org/abs/2308.07124>.
- [72] Niklas Muennighoff, Alexander M Rush, Boaz Barak, Teven Le Scao, Aleksandra Piktus, Nouamane Tazi, Sampo Pyysalo, Thomas Wolf, and Colin Raffel. Scaling data-constrained language models. In *Advances in Neural Information Processing Systems (NeurIPS)*, 2023. <https://arxiv.org/abs/2305.16264>.
- [73] Niklas Muennighoff, Hongjin Su, Liang Wang, Nan Yang, Furu Wei, Tao Yu, Amanpreet Singh, and Douwe Kiela. Generative representational instruction tuning. *arXiv preprint*, 2024. <https://arxiv.org/abs/2402.09906>.
- [74] Erik Nijkamp, Tian Xie, Hiroaki Hayashi, Bo Pang, Congying Xia, Chen Xing, Jesse Vig, Semih Yavuz, Philippe Laban, Ben Krause, Senthil Purushwalkam, Tong Niu, Wojciech Kryscinski, Lidiya Murakhovs'ka, Prafulla Kumar Choubey, Alex Fabbri, Ye Liu, Rui Meng, Lifu Tu, Meghana Bhat, Chien-Sheng Wu, Silvio Savarese, Yingbo Zhou, Shafiq Rayhan Joty, and Caiming Xiong. Long sequence modeling with xgen: A 7b llm trained on 8k input sequence length. *arXiv preprint*, 2023. <https://arxiv.org/abs/2309.03450>.
- [75] OpenAI. Triton, 2021. <https://github.com/openai/triton>.
- [76] OpenAI. Gpt-4 technical report, 2023. <https://arxiv.org/abs/2303.08774>.
- [77] Denis Paperno, Germán Kruszewski, Angeliki Lazaridou, Ngoc Quan Pham, Raffaella Bernardi, Sandro Pezzelle, Marco Baroni, Gemma Boleda, and Raquel Fernandez. The LAMBADA dataset: Word prediction requiring a broad discourse context. In *Annual Meeting of the Association for Computational Linguistics (ACL)*, 2016. <http://www.aclweb.org/anthology/P16-1144>.
- [78] Kishore Papineni, Salim Roukos, Todd Ward, and Wei-Jing Zhu. Bleu: a method for automatic

- evaluation of machine translation. In *Annual Meeting of the Association for Computational Linguistics (ACL)*, 2002. <https://aclanthology.org/P02-1040>.
- [79] Alicia Parrish, Angelica Chen, Nikita Nangia, Vishakh Padmakumar, Jason Phang, Jana Thompson, Phu Mon Htut, and Samuel Bowman. BBQ: A hand-built bias benchmark for question answering. In *Annual Meeting of the Association for Computational Linguistics (ACL)*, 2022. <https://aclanthology.org/2022.findings-acl.165>.
- [80] Adam Paszke, Sam Gross, Francisco Massa, Adam Lerer, James Bradbury, Gregory Chanan, Trevor Killeen, Zeming Lin, Natalia Gimelshein, Luca Antiga, et al. Pytorch: An imperative style, high-performance deep learning library. In *Advances in Neural Information Processing Systems (NeurIPS)*, 2019. <https://arxiv.org/abs/1912.01703>.
- [81] Patronus AI. EnterprisePII dataset, 2023. <https://tinyurl.com/2r5x9bst>.
- [82] Guilherme Penedo, Quentin Malartic, Daniel Hesslow, Ruxandra Cojocaru, Alessandro Cappelli, Hamza Alobeidli, Baptiste Pannier, Ebtesam Almazrouei, and Julien Launay. The RefinedWeb dataset for Falcon LLM: outperforming curated corpora with web data, and web data only. *arXiv preprint*, 2023. <https://arxiv.org/abs/2306.01116>.
- [83] Bo Peng, Eric Alcaide, Quentin Anthony, Alon Albalak, Samuel Arcadinho, Stella Biderman, Huanqi Cao, Xin Cheng, Michael Chung, Leon Derczynski, Xingjian Du, Matteo Grella, Kranthi Gv, Xuzheng He, Haowen Hou, Przemyslaw Kazienko, Jan Kocon, Jiaming Kong, Bartłomiej Koptyra, Hayden Lau, Jiaju Lin, Krishna Sri Ipsit Mantri, Ferdinand Mom, Atsushi Saito, Guangyu Song, Xiangru Tang, Johan Wind, Stanisław Woźniak, Zhenyuan Zhang, Qinghua Zhou, Jian Zhu, and Rui-Jie Zhu. RWKV: Reinventing RNNs for the transformer era. In *Conference on Empirical Methods in Natural Language Processing (EMNLP)*, 2023. <https://aclanthology.org/2023.findings-emnlp.936>.
- [84] Ofir Press and Lior Wolf. Using the output embedding to improve language models. In *Proceedings of the Conference of the European Chapter of the Association for Computational Linguistics (EACL)*, 2017. <https://aclanthology.org/E17-2025>.
- [85] Alec Radford, Jeff Wu, Rewon Child, David Luan, Dario Amodei, and Ilya Sutskever. Language models are unsupervised multitask learners. *Preprint*, 2019. https://d4mucfpksywv.cloudfront.net/better-language-models/language_models_are_unsupervised_multitask_learners.pdf.
- [86] Jack W. Rae, Sebastian Borgeaud, Trevor Cai, Katie Millican, Jordan Hoffmann, Francis Song, John Aslanides, Sarah Henderson, Roman Ring, Susannah Young, Eliza Rutherford, Tom Hennigan, Jacob Menick, Albin Cassirer, Richard Powell, George van den Driessche, Lisa Anne Hendricks, Maribeth Rauh, Po-Sen Huang, Amelia Glaese, Johannes Welbl, Sumanth Dathathri, Saffron Huang, Jonathan Uesato, John F. J. Mellor, Irina Higgins, Antonia Creswell, Nathan McAleese, Amy Wu, Erich Elsen, Siddhant M. Jayakumar, Elena Buchatskaya, David Budden, Esme Sutherland, Karen Simonyan, Michela Paganini, L. Sifre, Lena Martens, Xiang Lorraine Li, Adhiguna Kuncoro, Aida Nematzadeh, Elena Gribovskaya, Domenic Donato, Angeliki Lazaridou, Arthur Mensch, Jean-Baptiste Lespiau, Maria Tsimpoukelli, N. K. Grigorev, Doug Fritz, Thibault Sottiaux, Mantas Pajarskas, Tobias Pohlen, Zhitao Gong, Daniel Toyama, Cyprien de Masson d’Autume, Yujia Li, Tayfun Terzi, Vladimir Mikulik, Igor Babuschkin,

- Aidan Clark, Diego de Las Casas, Aurelia Guy, Chris Jones, James Bradbury, Matthew G. Johnson, Blake A. Hechtman, Laura Weidinger, Iason Gabriel, William S. Isaac, Edward Lockhart, Simon Osindero, Laura Rimell, Chris Dyer, Oriol Vinyals, Kareem W. Ayoub, Jeff Stanway, L. L. Bennett, Demis Hassabis, Koray Kavukcuoglu, and Geoffrey Irving. Scaling language models: Methods, analysis & insights from training gopher. *arXiv preprint*, 2021. <https://arxiv.org/abs/2112.11446>.
- [87] Rafael Rafailov, Archit Sharma, Eric Mitchell, Christopher D Manning, Stefano Ermon, and Chelsea Finn. Direct preference optimization: Your language model is secretly a reward model. In *Advances in Neural Information Processing Systems (NeurIPS)*, 2023. <https://arxiv.org/abs/2305.18290>.
- [88] Colin Raffel, Noam Shazeer, Adam Roberts, Katherine Lee, Sharan Narang, Michael Matena, Yanqi Zhou, Wei Li, and Peter J. Liu. Exploring the limits of transfer learning with a unified text-to-text transformer. *arXiv preprint*, 2019. <https://arxiv.org/abs/1910.10683>.
- [89] Colin Raffel, Noam Shazeer, Adam Roberts, Katherine Lee, Sharan Narang, Michael Matena, Yanqi Zhou, Wei Li, and Peter J Liu. Exploring the limits of transfer learning with a unified text-to-text transformer. In *The Journal of Machine Learning Research (JMLR)*, 2020. <https://arxiv.org/abs/1910.10683>.
- [90] Pranav Rajpurkar, Jian Zhang, Konstantin Lopyrev, and Percy Liang. SQuAD: 100,000+ questions for machine comprehension of text. In *Conference on Empirical Methods in Natural Language Processing (EMNLP)*, 2016. <https://aclanthology.org/D16-1264>.
- [91] Siva Reddy, Danqi Chen, and Christopher D. Manning. CoQA: A conversational question answering challenge. In *Transactions of the Association for Computational Linguistics (ACL)*, 2019. <https://aclanthology.org/Q19-1016>.
- [92] Melissa Roemmele, Cosmin Adrian Bejan, , and Andrew S. Gordon. Choice of plausible alternatives: An evaluation of commonsense causal reasoning. In *Association for the Advancement of Artificial Intelligence (AAAI) Spring Symposium*, 2011. <https://people.ict.usc.edu/~gordon/copa.html>.
- [93] Jonathan S. Rosenfeld, Amir Rosenfeld, Yonatan Belinkov, and Nir Shavit. A constructive prediction of the generalization error across scales. In *International Conference on Learning Representations (ICLR)*, 2020. <https://arxiv.org/abs/1909.12673>.
- [94] Rachel Rudinger, Jason Naradowsky, Brian Leonard, and Benjamin Van Durme. Gender bias in coreference resolution. In *Conference of the North American Chapter of the Association for Computational Linguistics (NAACL)*, 2018. <https://aclanthology.org/N18-2002>.
- [95] Keisuke Sakaguchi, Ronan Le Bras, Chandra Bhagavatula, and Yejin Choi. Winogrande: An adversarial winograd schema challenge at scale. *arXiv preprint*, 2019. <https://arxiv.org/abs/1907.10641>.
- [96] Victor Sanh, Lysandre Debut, Julien Chaumond, and Thomas Wolf. Distilbert, a distilled version of bert: smaller, faster, cheaper and lighter. *arXiv preprint*, 2019. <http://arxiv.org/abs/1910.01108>.

- [97] Maarten Sap, Hannah Rashkin, Derek Chen, Ronan Le Bras, and Yejin Choi. Social IQa: Commonsense reasoning about social interactions. In *Empirical Methods in Natural Language Processing (EMNLP)*, 2019. <https://aclanthology.org/D19-1454>.
- [98] Nikhil Sardana and Jonathan Frankle. Beyond chinchilla-optimal: Accounting for inference in language model scaling laws. In *NeurIPS Workshop on Efficient Natural Language and Speech Processing (ENLSP)*, 2023. <https://arxiv.org/abs/2401.00448>.
- [99] Teven Le Scao, Thomas Wang, Daniel Hesslow, Lucile Saulnier, Stas Bekman, M Saiful Bari, Stella Biderman, Hady Elsahar, Niklas Muennighoff, Jason Phang, et al. What language model to train if you have one million gpu hours? In *Conference on Empirical Methods in Natural Language Processing (EMNLP)*, 2022. <https://aclanthology.org/2022.findings-emnlp.54>.
- [100] Rylan Schaeffer, Brando Miranda, and Sanmi Koyejo. Are emergent abilities of large language models a mirage? In *Advances in Neural Information Processing Systems (NeurIPS)*, 2023. <https://arxiv.org/abs/2304.15004>.
- [101] Utkarsh Sharma and Jared Kaplan. A neural scaling law from the dimension of the data manifold. In *Journal of Machine Learning Research (JMLR)*, 2022. <https://arxiv.org/abs/2004.10802>.
- [102] Noam Shazeer. Glu variants improve transformer. *arXiv preprint*, 2020. <https://arxiv.org/abs/2002.05202>.
- [103] Shivalika Singh, Freddie Vargus, Daniel Dsouza, Börje F Karlsson, Abinaya Mahendiran, Wei-Yin Ko, Herumb Shandilya, Jay Patel, Deividas Mataciunas, Laura OMahony, et al. Aya dataset: An open-access collection for multilingual instruction tuning. *arXiv preprint arXiv:2402.06619*, 2024. <https://arxiv.org/abs/2402.06619>.
- [104] Luca Soldaini, Rodney Kinney, Akshita Bhagia, Dustin Schwenk, David Atkinson, Russell Authur, Ben Bogin, Khyathi Chandu, Jennifer Dumas, Yanai Elazar, et al. Dolma: An open corpus of three trillion tokens for language model pretraining research. *arXiv preprint*, 2024. <https://arxiv.org/abs/2402.00159>.
- [105] Ben Sorscher, Robert Geirhos, Shashank Shekhar, Surya Ganguli, and Ari S. Morcos. Beyond neural scaling laws: beating power law scaling via data pruning. In *Advances in Neural Information Processing Systems (NeurIPS)*, 2022. <https://openreview.net/forum?id=UmvS1P-PyV>.
- [106] Jianlin Su, Murtadha Ahmed, Yu Lu, Shengfeng Pan, Wen Bo, and Yunfeng Liu. Roformer: Enhanced transformer with rotary position embedding. *arXiv preprint*, 2021. <https://arxiv.org/abs/2104.09864>.
- [107] Alon Talmor, Jonathan Herzig, Nicholas Lourie, and Jonathan Berant. CommonsenseQA: A question answering challenge targeting commonsense knowledge. In *Conference of the North American Chapter of the Association for Computational Linguistics (NAACL)*, 2019. <https://aclanthology.org/N19-1421>.
- [108] Yi Tay, Mostafa Dehghani, Jinfeng Rao, William Fedus, Samira Abnar, Hyung Won Chung, Sharan Narang, Dani Yogatama, Ashish Vaswani, and Donald Metzler. Scale efficiently:

- Insights from pre-training and fine-tuning transformers. In *International Conference on Learning Representations (ICLR)*, 2022. <https://openreview.net/forum?id=f20YVDyfIB>.
- [109] Yi Tay, Mostafa Dehghani, Samira Abnar, Hyung Chung, William Fedus, Jinfeng Rao, Sharan Narang, Vinh Tran, Dani Yogatama, and Donald Metzler. Scaling laws vs model architectures: How does inductive bias influence scaling? In *Conference on Empirical Methods in Natural Language Processing (EMNLP)*, 2023. <https://aclanthology.org/2023.findings-emnlp.825>.
- [110] MosaicML NLP Team. Introducing mpt-7b: A new standard for open-source, commercially usable llms, 2023. www.mosaicml.com/blog/mpt-7b.
- [111] Romal Thoppilan, Daniel De Freitas, Jamie Hall, Noam Shazeer, Apoorv Kulshreshtha, Heng-Tze Cheng, Alicia Jin, Taylor Bos, Leslie Baker, Yu Du, YaGuang Li, Hongrae Lee, Huaixiu Steven Zheng, Amin Ghafouri, Marcelo Menegali, Yanping Huang, Maxim Krikun, Dmitry Lepikhin, James Qin, Dehao Chen, Yuanzhong Xu, Zhifeng Chen, Adam Roberts, Maarten Bosma, Vincent Zhao, Yanqi Zhou, Chung-Ching Chang, Igor Krivokon, Will Rusch, Marc Pickett, Pranesh Srinivasan, Laichee Man, Kathleen Meier-Hellstern, Meredith Ringel Morris, Tulse Doshi, Renelito Delos Santos, Toju Duke, Johnny Soraker, Ben Zevenbergen, Vinodkumar Prabhakaran, Mark Diaz, Ben Hutchinson, Kristen Olson, Alejandra Molina, Erin Hoffman-John, Josh Lee, Lora Aroyo, Ravi Rajakumar, Alena Butryna, Matthew Lamm, Viktoriya Kuzmina, Joe Fenton, Aaron Cohen, Rachel Bernstein, Ray Kurzweil, Blaise Aguerre-Arcas, Claire Cui, Marian Croak, Ed Chi, and Quoc Le. Lamda: Language models for dialog applications. *arXiv preprint*, 2022. <https://arxiv.org/abs/2201.08239>.
- [112] Together Computer. Redpajama: an open dataset for training large language models, 2023. <https://github.com/togethercomputer/RedPajama-Data>.
- [113] Hugo Touvron, Thibaut Lavril, Gautier Izacard, Xavier Martinet, Marie-Anne Lachaux, Timothée Lacroix, Baptiste Rozière, Naman Goyal, Eric Hambro, Faisal Azhar, Aurelien Rodriguez, Armand Joulin, Edouard Grave, and Guillaume Lample. LLaMA: Open and Efficient Foundation Language Models. *arXiv preprint*, 2023. <https://arxiv.org/abs/2302.13971>.
- [114] Hugo Touvron, Louis Martin, Kevin Stone, Peter Albert, Amjad Almahairi, Yasmine Babaei, Nikolay Bashlykov, Soumya Batra, Prajjwal Bhargava, Shruti Bhosale, Dan Bikel, Lukas Blecher, Cristian Canton Ferrer, Moya Chen, Guillem Cucurull, David Esiobu, Jude Fernandes, Jeremy Fu, Wenyin Fu, Brian Fuller, Cynthia Gao, Vedanuj Goswami, Naman Goyal, Anthony Hartshorn, Saghar Hosseini, Rui Hou, Hakan Inan, Marcin Kardas, Viktor Kerkez, Madian Khabsa, Isabel Kloumann, Artem Korenev, Punit Singh Koura, Marie-Anne Lachaux, Thibaut Lavril, Jenya Lee, Diana Liskovich, Yinghai Lu, Yuning Mao, Xavier Martinet, Todor Mihaylov, Pushkar Mishra, Igor Molybog, Yixin Nie, Andrew Poulton, Jeremy Reizenstein, Rashi Rungta, Kalyan Saladi, Alan Schelten, Ruan Silva, Eric Michael Smith, Ranjan Subramanian, Xiaoqing Ellen Tan, Binh Tang, Ross Taylor, Adina Williams, Jian Xiang Kuan, Puxin Xu, Zheng Yan, Iliyan Zarov, Yuchen Zhang, Angela Fan, Melanie Kambadur, Sharan Narang, Aurelien Rodriguez, Robert Stojnic, Sergey Edunov, and Thomas Scialom. Llama 2: Open Foundation and Fine-Tuned Chat Models. *arXiv preprint*, 2023. <https://arxiv.org/abs/2307.09288>.
- [115] Ahmet Üstün, Viraat Aryabumi, Zheng-Xin Yong, Wei-Yin Ko, Daniel D’souza, Gbemileke

- Onilude, Neel Bhandari, Shivalika Singh, Hui-Lee Ooi, Amr Kayid, et al. Aya model: An instruction finetuned open-access multilingual language model. *arXiv preprint*, 2024. <https://arxiv.org/abs/2402.07827>.
- [116] Ashish Vaswani, Noam Shazeer, Niki Parmar, Jakob Uszkoreit, Llion Jones, Aidan N Gomez, Łukasz Kaiser, and Illia Polosukhin. Attention is all you need. In *Advances in Neural Information Processing Systems (NeurIPS)*, 2017. <https://arxiv.org/abs/1706.03762>.
- [117] Pauli Virtanen, Ralf Gommers, Travis E. Oliphant, Matt Haberland, Tyler Reddy, David Cournapeau, Evgeni Burovski, Pearu Peterson, Warren Weckesser, Jonathan Bright, Stéfan J. van der Walt, Matthew Brett, Joshua Wilson, K. Jarrod Millman, Nikolay Mayorov, Andrew R. J. Nelson, Eric Jones, Robert Kern, Eric Larson, C J Carey, İlhan Polat, Yu Feng, Eric W. Moore, Jake VanderPlas, Denis Laxalde, Josef Perktold, Robert Cimrman, Ian Henriksen, E. A. Quintero, Charles R. Harris, Anne M. Archibald, Antônio H. Ribeiro, Fabian Pedregosa, Paul van Mulbregt, and SciPy 1.0 Contributors. SciPy 1.0: Fundamental Algorithms for Scientific Computing in Python. *Nature Methods*, 2020. <https://rdcu.be/b08Wh>.
- [118] Siyuan Wang, Zhongkun Liu, Wanjun Zhong, Ming Zhou, Zhongyu Wei, Zhumin Chen, and Nan Duan. From lsat: The progress and challenges of complex reasoning. *Transactions on Audio, Speech, and Language Processing*, 2021. <https://arxiv.org/abs/2108.00648>.
- [119] Jason Wei, Maarten Bosma, Vincent Y Zhao, Kelvin Guu, Adams Wei Yu, Brian Lester, Nan Du, Andrew M Dai, and Quoc V Le. Finetuned language models are zero-shot learners. In *International Conference on Learning Representations (ICLR)*, 2022. <https://openreview.net/forum?id=gEZrGCozdqR>.
- [120] Jason Wei, Yi Tay, Rishi Bommasani, Colin Raffel, Barret Zoph, Sebastian Borgeaud, Dani Yogatama, Maarten Bosma, Denny Zhou, Donald Metzler, Ed H. Chi, Tatsunori Hashimoto, Oriol Vinyals, Percy Liang, Jeff Dean, and William Fedus. Emergent abilities of large language models. In *Transactions on Machine Learning Research (TMLR)*, 2022. <https://openreview.net/forum?id=yzkSU5zdwD>.
- [121] Laura Weidinger, John Mellor, Maribeth Rauh, Conor Griffin, Jonathan Uesato, Po-Sen Huang, Myra Cheng, Mia Glaese, Borja Balle, Atoosa Kasirzadeh, et al. Ethical and social risks of harm from language models. *arXiv preprint*, 2021. <https://arxiv.org/abs/2112.04359>.
- [122] BigScience Workshop, Teven Le Scao, Angela Fan, Christopher Akiki, Ellie Pavlick, Suzana Ilić, Daniel Hesslow, Roman Castagné, Alexandra Sasha Luccioni, François Yvon, et al. Bloom: A 176b-parameter open-access multilingual language model. *arXiv preprint*, 2022. <https://arxiv.org/abs/2211.05100>.
- [123] Mitchell Wortsman, Peter J Liu, Lechao Xiao, Katie Everett, Alex Alemi, Ben Adlam, John D Co-Reyes, Izzeddin Gur, Abhishek Kumar, Roman Novak, et al. Small-scale proxies for large-scale transformer training instabilities. *arXiv preprint*, 2023. <https://arxiv.org/abs/2309.14322>.
- [124] Greg Yang, Edward J. Hu, Igor Babuschkin, Szymon Sidor, Xiaodong Liu, David Farhi, Nick Ryder, Jakub Pachocki, Weizhu Chen, and Jianfeng Gao. Tensor programs V: Tuning large neural networks via zero-shot hyperparameter transfer. In *Advances in Neural Information Processing Systems (NeurIPS)*, 2021. <https://arxiv.org/abs/2203.03466>.

- [125] Greg Yang, Dingli Yu, Chen Zhu, and Soufiane Hayou. Feature learning in infinite depth neural networks. In *International Conference on Learning Representations (ICLR)*, 2024. <https://openreview.net/forum?id=17pVDnpw1>.
- [126] Rowan Zellers, Ari Holtzman, Yonatan Bisk, Ali Farhadi, and Yejin Choi. Hellaswag: Can a machine really finish your sentence? In *Annual Meeting of the Association for Computational Linguistics (ACL)*, 2019. <https://aclanthology.org/P19-1472>.
- [127] Xiaohua Zhai, Alexander Kolesnikov, Neil Houlsby, and Lucas Beyer. Scaling vision transformers. In *Conference on Computer Vision and Pattern Recognition (CVPR)*, 2022. <https://arxiv.org/abs/2106.04560>.
- [128] Biao Zhang and Rico Sennrich. Root mean square layer normalization. In *Advances in Neural Information Processing Systems (NeurIPS)*, 2019. <https://arxiv.org/abs/1910.07467>.
- [129] Biao Zhang, Ivan Titov, and Rico Sennrich. Improving deep transformer with depth-scaled initialization and merged attention. In *Empirical Methods in Natural Language Processing (EMNLP)*, 2019. <https://aclanthology.org/D19-1083>.
- [130] Yanli Zhao, Andrew Gu, Rohan Varma, Liangchen Luo, Chien chin Huang, Min Xu, Less Wright, Hamid Shojanazeri, Myle Ott, Sam Shleifer, Alban Desmaison, Can Balioglu, Bernard Nguyen, Geeta Chauhan, Yuchen Hao, and Shen Li. Pytorch fsdp: Experiences on scaling fully sharded data parallel. In *Very Large Data Bases Conference (VLDB)*, 2023. <https://dl.acm.org/doi/10.14778/3611540.3611569>.
- [131] Haoxi Zhong, Chaojun Xiao, Cunchao Tu, Tianyang Zhang, Zhiyuan Liu, and Maosong Sun. Jec-qa: A legal-domain question answering dataset. In *Association for the Advancement of Artificial Intelligence (AAAI)*, 2020. <https://arxiv.org/abs/1911.12011>.
- [132] Wanjun Zhong, Ruixiang Cui, Yiduo Guo, Yaobo Liang, Shuai Lu, Yanlin Wang, Amin Saied, Weizhu Chen, and Nan Duan. Agieval: A human-centric benchmark for evaluating foundation models. *arXiv preprint*, 2023. <https://arxiv.org/abs/2304.06364>.
- [133] Terry Yue Zhuo, Armel Zebaze, Nitchakarn Suppattarachai, Leandro von Werra, Harm de Vries, Qian Liu, and Niklas Muennighoff. Astraios: Parameter-efficient instruction tuning code large language models. *arXiv preprint*, 2024. <https://arxiv.org/abs/2401.00788>.

Contents

1	Introduction	1
2	Developing scaling laws for over-training and downstream tasks	3
2.1	Preliminaries	3
2.2	Scaling laws for over-training	4
2.3	Scaling laws for downstream error	6
3	Constructing a scaling testbed	6
3.1	Training setup	6
3.2	Model configurations	6
3.3	Fitting scaling laws	8
3.4	Evaluation setup	8
4	Results: Reliable extrapolation	9
5	Related work	11
6	Limitations, future work, and conclusion	12
A	Contributions	28
B	Scaling-law derivations	29
C	Additional training details	30
D	Additional grid search details	30
E	Evaluation dataset details	30
F	Additional results	31
G	Additional related work	35
H	Broader impact	36

A Contributions

Names ordered alphabetically.

Model training and experiment babysitting. Achal Dave (notably, the 1.4B parameter, 900B token run), Samir Yitzhak Gadre

Dataloading. Georgios Smyrnis

Training tokens. Achal Dave, Alex Fang, Samir Yitzhak Gadre, Suchin Gururangan, Jeffrey Li, Vaishaal Shankar (lead), Mitchell Wortsman

Evaluation tokens. Achal Dave, Samir Yitzhak Gadre, Reinhard Heckel, Vaishaal Shankar (lead), Rulin Shao

Loss/perplexity evaluation. Samir Yitzhak Gadre

Downstream evaluation. Vaishaal Shankar

Project-specific planning, infrastructure, plots, and analysis. Samir Yitzhak Gadre

OpenLM [39] open-source infrastructure. Achal Dave (core contributor), Alex Fang, Samir Yitzhak Gadre (core contributor), Suchin Gururangan (core contributor), Jenia Jitsev, Sedrick Keh, Jeffrey Li, Jean Mercat, Marianna Nezhurina, Vaishaal Shankar (core contributor), Georgios Smyrnis (core contributor), Igor Vasiljevic, Mitchell Wortsman (core contributor), Rui Xin

Theory. Yair Carmon (original idea that “parallel lines” should show up in scaling plots), Samir Yitzhak Gadre (various derivations, empirical verification, related validation loss to average top-1 error as in Equation (5)), Reinhard Heckel (derived a scaling form based on Chinchilla Approach 3 [45], which appears in Equation (4)), Niklas Muennighoff (derived a scaling form based on Chinchilla Approach 3, similar to Equation (4)), Mitchell Wortsman (provided intuition about irreducible loss and why it is critical).

Writing. Yair Carmon, Achal Dave, Reinhard Heckel, Samir Yitzhak Gadre (lead), Niklas Muennighoff, Ludwig Schmidt

Compute. Achal Dave, Jenia Jitsev, Thomas Kollar, Ludwig Schmidt, Vaishaal Shankar

Advising. Yair Carmon (co-lead), Achal Dave (co-lead), Alexandros G. Dimakis, Reinhard Heckel (co-lead), Gabriel Ilharco, Jenia Jitsev, Pang Wei Koh, Thomas Kollar, Niklas Muennighoff (co-lead), Ludwig Schmidt (co-lead), Luca Soldaini, Shuran Song

B Scaling-law derivations

We first show that reparameterizing Equation (3) in terms of the compute C and token multiplier M for $\alpha = \beta$ yields Equation (4). Combining $C = 6ND$ and $M = D/N$ yields $N = \sqrt{C/(6M)}$ and $D = \sqrt{CM/6}$. Inserting these into Equation (3) yields,

$$\begin{aligned} L(C, M) &= E + A \left(\frac{C}{6M} \right)^{-\frac{\alpha}{2}} + B \left(\frac{CM}{6} \right)^{-\frac{\alpha}{2}}, \\ &= E + \left(A \left(\frac{1}{6} \right)^{-\frac{\alpha}{2}} M^{\frac{\alpha}{2}} + B \left(\frac{1}{6} \right)^{-\frac{\alpha}{2}} M^{-\frac{\alpha}{2}} \right) C^{-\frac{\alpha}{2}}. \end{aligned}$$

This is equal to Equation (4), making the substitutions $\eta = \alpha/2$, $a = A(1/6)^{-\eta}$, $b = B(1/6)^{-\eta}$, as noted in the main body.

Relation to compute-optimal training. Recall that we made the assumption $\alpha = \beta$, which implies equal scaling of parameters and tokens to realize compute-optimal models. While this assumption is empirically justified [45], even if $\alpha \neq \beta$, we get a parameterization that implies the power law exponent in Equation (4) remains constant with over-training, while the power law scalar changes.

To find a compute-optimal training setting, Hoffmann et al. [45] propose to minimize the right-hand side of Equation (3) subject to the compute constraint $C = 6ND$. This yields, $N^* = \gamma^{\frac{1}{\alpha+\beta}} (C/6)^{\frac{\beta}{\alpha+\beta}}$ and $D^* = \gamma^{-\frac{1}{\alpha+\beta}} (C/6)^{\frac{\alpha}{\alpha+\beta}}$, where $\gamma = \frac{\alpha A}{\beta B}$, for notational convenience. The associated risk is,

$$L(N^*, D^*) = E + \left(A\gamma^{\frac{-\alpha}{\beta+\alpha}} + B\gamma^{\frac{\beta}{\beta+\alpha}} \right) \left(\frac{C}{6} \right)^{-\frac{\alpha\beta}{\alpha+\beta}}.$$

We now deviate from compute-optimal training by modifying the model size and tokens by multiplication with a constant \sqrt{m} , according to

$$N_m = \frac{1}{\sqrt{m}} N^*, \quad D_m = \sqrt{m} D^*. \quad (7)$$

This modification keeps the compute constant (i.e., $6N_m D_m = 6N^* D^*$). The risk, then, becomes

$$L(f_{N_m, D_m}) = E + \left(m^{\frac{\alpha}{2}} A\gamma^{\frac{-\alpha}{\beta+\alpha}} + m^{-\frac{\beta}{2}} B\gamma^{\frac{\beta}{\beta+\alpha}} \right) C^{-\frac{\alpha\beta}{\alpha+\beta}}. \quad (8)$$

We again expect the same power law exponent and changing power law scalar. Note that m in Equation (8) is similar to M in Equation (4). Specifically, m is a multiple of the Chinchilla-optimal token multiplier $M^* = D^*/N^*$, which is no longer fixed as a compute budget changes for $\alpha \neq \beta$.

Table 3: **Main models and hyperparameters used in our investigation.** Models have number of parameters N , with number of layers n_{layers} , number of attention heads n_{heads} , model width d_{model} , and width per attention head d_{head} . Batch sizes are global and in units of sequences. Each sequence has 2,048 tokens. A100 GPU hours are at $M = 20$, which are near compute-optimal runs. For the 1.4B scale, a batch size of 256 performs slightly better than 512.

N	n_{layers}	n_{heads}	d_{model}	d_{head}	Warmup	Learning rate	Batch size	$M = 20$ A100 hours
0.011B	8	4	96	24	100	3e-3	64	0.3
0.079B	8	4	512	128	400	3e-3	512	5
0.154B	24	8	576	72	400	3e-3	512	12
0.411B	24	8	1,024	128	2,000	3e-3	512	75
1.4B	24	16	2,048	128	5,000	3e-3	256	690
6.9B	32	32	4,096	128	5,000	3e-4	2,048	17,000

C Additional training details

Architecture. As stated in the main paper, we train transformers [116], based on auto-regressive, decoder-only, pre-normalization architectures like GPT-2 [85] and LLaMA [113]. We adopt OpenLM [39] for modeling, which utilizes PyTorch [6, 80], xformers [54], triton [75], FlashAttention [24], FSDP [130], and bfloat16 automatic mixed precision. Like LLaMA, we omit bias terms, but replace RMSNorm [128] with LayerNorm [8], which has readily available fused implementations. Following Wortsman et al. [123], we apply qk-LayerNorm [25], which adds robustness to otherwise poor hyperparameter choices (e.g., learning rate). We use SwiGLU [102] activations and depth-scaled initialization [129]. We use a sequence length of 2,048, rotary positional embeddings [106], and the GPT-NeoX-20B tokenizer [15], which yields a vocabulary size of 50k. We do not use weight tying [46, 84]. We sample without replacement during training and employ sequence packing without attention masking. We separate documents in our training corpora with end-of-text tokens.

Objectives and optimization. We train with a standard causal language modeling objective (i.e., next token prediction) with an additive z-loss [19] (coefficient $1e-4$), which mitigates output logit norm growth [67] instabilities. We use the AdamW optimizer [62] (PyTorch defaults except `beta2 = 0.95`), with independent weight decay [123] (coefficient $1e-4$). For the learning rate schedule, we use linear warmup and cosine decay. We cool down to a low learning rate ($3e-5$).

D Additional grid search details

Final model configurations. We present our final hyperparameters in Table 3.

Grid search configuration selection. Recall in Section 3.3, we run a grid search over many configurations. We present the architectures we sweep over in Table 4.

E Evaluation dataset details

All 46 downstream evaluations are based on MosaicML’s LLM-foundry evaluation suite [69]. We specifically consider the datasets given in Table 5. Recall that we use a subset of 17 of these

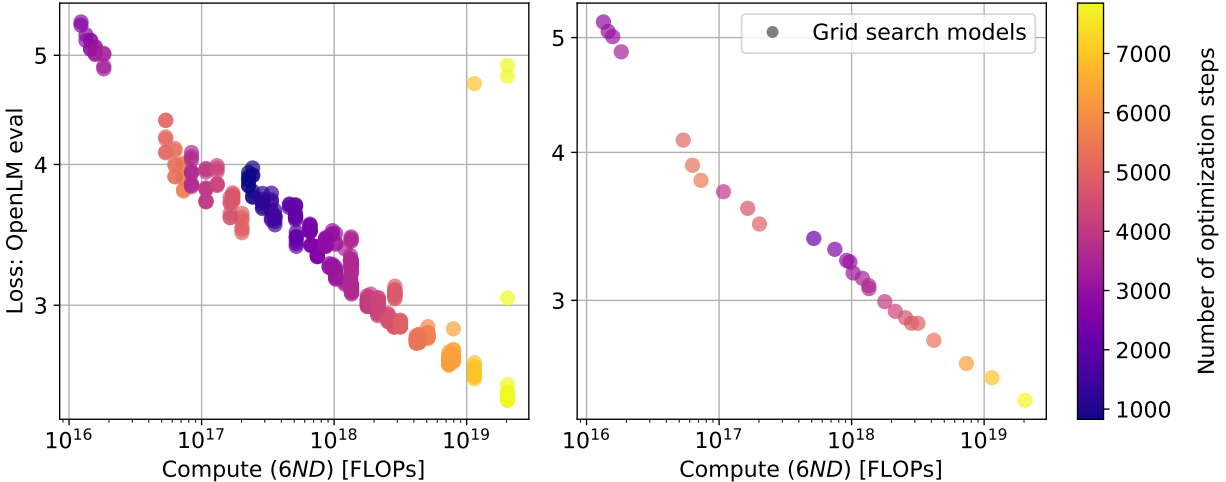


Figure 6: **Understanding over-performing models in our grid search.** (*left*) Models trained with 5.2×10^{16} to 5.2×10^{17} FLOPs over-perform relative to their neighbors. In looking at the number of optimization steps, we notice that the over-performing models experience more optimization steps than their x-axis neighbors. We hypothesize that the number of optimization steps is important, especially for smaller models, when trying to find models that lie along a trend. (*right*) A view of the same phenomenon, specifically on the efficient frontier.

evaluations that give signal (are above random chance) for the compute range we consider. See Appendix F, where we ablate over the 17 subset design choice by including more and less evaluations.

F Additional results

Scaling law fits. We present specific coefficients for our fits in Table 6.

Small-scale experiments can predict model rank order. We expect to be able to rank hypothetical models based on their predicted performance, which is useful when deciding what large-scale runs to train. To verify, we rank 9 testbed models with $N \geq 1.4\text{B}$ by ground-truth top-1 error and by estimated top-1 error. We find high rank correlation of 0.88 for the 17-task split.

Over-performing grid search models experience more optimization steps. As mentioned in Section 3.3 and Figure 4, we notice that models between 0.011B to 0.079B (i.e., 5.2×10^{16} to 5.2×10^{17} FLOPs trained near compute-optimal) over-perform compared to the trend established by other models in our initial grid searches. This results in a bump in the scaling plot. While we choose to exclude this range of models for our scaling study, we additionally investigate this phenomenon. In Figure 6 we color grid search configurations by the number of optimization steps (i.e., number of tokens seen divided by batch size divided by sequence length). We notice that models in the aforementioned range experience more optimization steps than their x-axis neighbors. For context, Figure 1 (*left*) in Kaplan et al. [51] also shows a bump; however, there the performance is worse than the general trend instead of better as in our work. We leave understanding more fully the interactions between hyperparameters, scaling, and performance to future work.

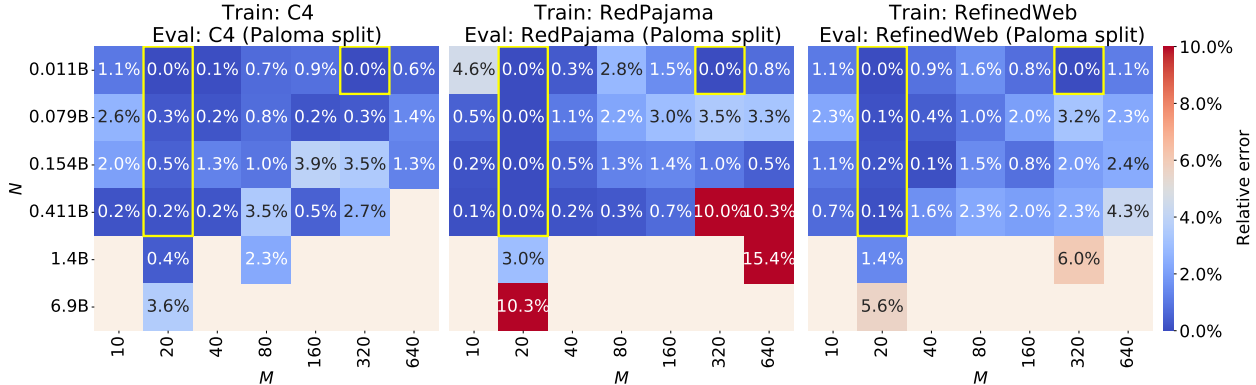


Figure 7: **In-distribution (ID) settings.** Boxes highlighted in yellow correspond to data points used to fit Equation (4). Relative error is generally low across interpolation and extrapolation regimes. Relative error is largest for the RedPajama $N = 1.4B, M = 640$ prediction at 15.4%. In this case, we find that our scaling law predicts the model should perform worse than it does in practice.

Scaling is largely predictable in-distribution (ID). Prior work focuses on understanding scaling using ID loss, often using training loss directly [45, 51]. Hence, we also consider Paloma [65] loss evaluation sets, which are designed to probe performance in specific domains. We use Paloma’s C4 [27, 88], RedPajama [112], and Falcon-RefinedWeb [82] splits to probe for ID loss. As seen in Figure 7, relative error is mostly low. Relative error is largest for the $N = 1.4B, M = 640$ RedPajama run at 15.4%. Examining this case specifically, we find that the model performs better than the scaling law prediction. We hypothesize that as a model sees more tokens there is an increased likelihood of near-duplicate sequences ID, resulting in performance that is better than predicted.

Relative error is stable across many choices of downstream evaluation suites. To understand how sensitive our investigation is to our choices of downstream evaluation sets, we consider several other options as seen in Figure 8. We find that our prediction errors are fairly (i) low and (ii) consistent for many choices of downstream evaluation sets including the whole suite of 46 evaluations.

Scaling can break down when under-training. We find that when a token multiple is too small (i.e., under-training regime), scaling appears unreliable. In Figure 9 we see for $M = 5$ the scaling trend is different. We hypothesize that tuning hyperparameters (e.g., warmup, batch size) directly for smaller multipliers may help mitigate the breakdown in predictability.

Scaling can be unpredictable out-of-distribution (OOD). Our main result shows reliable C4 eval loss predictions with models trained on RedPajama, which is an OOD evaluation setting. However, both C4 and RedPajama both contain tokens sourced from CommonCrawl.

To further probe OOD performance, we measure the relative error of scaling laws fit to models trained on C4 and evaluated on Paloma’s 100 programming languages [65], Paloma’s Penn Tree Bank (PTB) split [66], and a German version of C4 [27]. Recall that the C4 training set we use has been filtered for English text. Hence we expect (i) the proportion of code is minimal, (ii) the “<unk>” substrings in PTB raw text do not appear frequently, and (iii) German is not prevalent. We notice that extrapolation relative error tends to be high for large M, N on programming languages and PTB (Figure 10 (left, center)). In contrast, for German C4, relative error is still low across

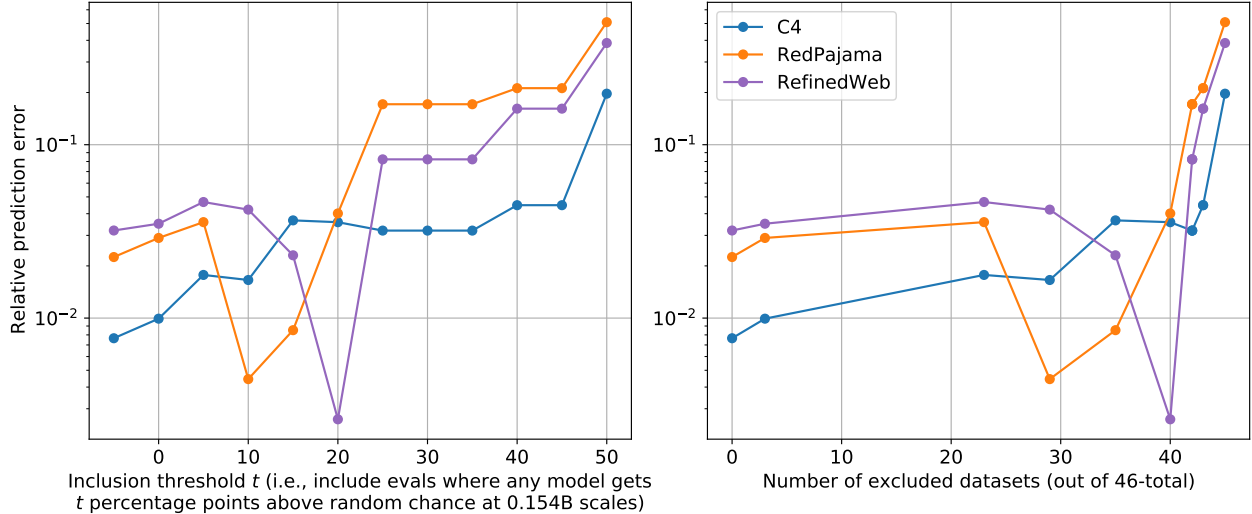


Figure 8: **Downstream evaluation set ablation for 6.9B parameter, 138B token runs.** Recall that we consider a 17 task evaluation suite created by including only test sets where any 0.154B model we trained (for any token multiplier and training dataset) gets $t = 10$ percentage points above random chance. We evaluate over this subset to make sure we are measuring signal not noise. Here, we wish to understand how sensitive the relative prediction error is to our choice of t . (*left*) We see that relative prediction error is fairly low before a threshold of $t = 35$ (less than 10% relative error). When too many tasks are excluded (i.e., $t \geq 40$) relative error spikes. Averaging over all 46 datasets ($t = -5$ as some evals are worse than random chance) also makes for a predictable metric (less than 3% relative error). (*right*) A parallel view, showing how many tasks are removed as t increases. 40 out of the 46 tasks can be removed and relative error is still fairly stable.

the extrapolation range, with a maximum relative error of 7.6% at the $N = 1.4\text{B}$, $M = 80$ scale (Figure 10 (*right*)). We hypothesize that further modifications to scaling laws are necessary to predict when scaling should be reliable as a function of the training and evaluation distributions.

Small-scale experiments can predict average downstream top-1 error. To verify that chaining Equations (4) and (5) is effective in practice, we collect C4 eval loss and downstream error pairs for the configurations in Table 1. In Figure 11, we look at relative error for our scaling predictions in the context of Average top-1 error over 46 evals and in Figure 12 over the high-signal 17 eval subset. We again notice reliable scaling in interpolation and extrapolation regimes, suggesting the validity of our procedure to predict downstream average top-1 error.

Loss evaluation ablations for downstream trends. Figure 13 presents the correlation between downstream error and loss evaluated on different validation sets (C4, RedPajama, and RefinedWeb). Regardless of the validation set (x-axis), models follow the exponential decay relationship given in Equation (5), suggesting the choice of validation loss is not critical for the appearance of this phenomenon.

Investing more compute in a scaling law makes it more predictive. Thus far we have looked at standard configurations from Table 1 to construct our scaling laws, mainly to demonstrate extrapolation to larger N, M . However, for practitioners, the main constraint is often training

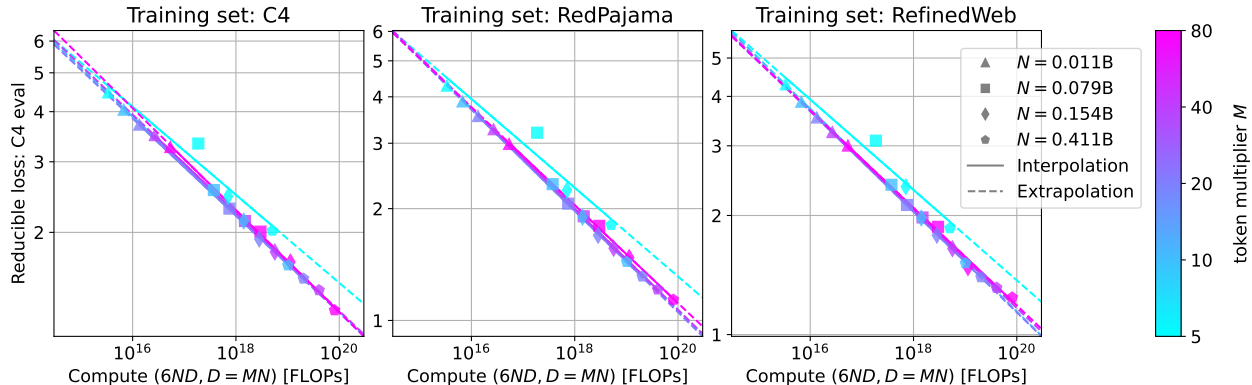


Figure 9: **Scaling with small token multipliers.** For smaller multipliers (e.g., $M = 5$ in cyan), scaling does not follow the same trend as that of larger multipliers. Additionally, many token multipliers (e.g., $M \in \{10, 20, 40, 80\}$) garner points close to the compute-optimal frontier.

compute. Hence, we wish to understand the trade-offs between the amount of compute invested in creating a scaling law and the relative error of the resulting law in the over-trained regime. In Figure 14 (*left*), we see that as one increases the amount of compute, it is possible to get better fits with lower relative error. In Figure 14 (*right*), we see a similar trend as one increases the number of data points used to fit a scaling law. Blue stars indicate the configurations from Table 1, which provide accurate predictions relative to the general trends—hinting at their usefulness for our investigation. In Figures 15 and 16 we repeat the compute analysis comparing trade-offs for loss prediction and error prediction for our RedPajama 1.4B parameter, 900B token and 6.9B parameter, 138B token runs respectively. We find that less compute is generally necessary to construct a loss scaling law that achieves the same relative error as that of an error prediction scaling law.

On compute-optimal token multipliers. We consider 20 tokens per parameter as close to compute-optimal for our experiments. Here we investigate, using different approaches, what the compute-optimal token multipliers are for each dataset—assuming one should scale number of parameter and training tokens equally as Hoffmann et al. [45] suggest.

Turning to Figure 9, we notice that there are many multipliers, between 10 and 80 that yield models close to the frontier. Hence, empirically, it appears choices within this range should be suitable for the optimal token multiplier.

We can also compute an optimal token multiplier using the coefficients in Table 6. Based on Hoffmann et al. [45]’s Equation (4) and the assumption that $\alpha = \beta$, we write,

$$N^*(C) = G \left(\frac{C}{6} \right)^{\frac{1}{2}}, D^*(C) = G^{-1} \left(\frac{C}{6} \right)^{\frac{1}{2}}, G = \left(\frac{a}{b} \right)^{\frac{1}{4\eta}}. \quad (9)$$

To compute $M^* = D^*/N^*$, we then have,

$$M^* = \left(\frac{b}{a} \right)^{\frac{1}{2\eta}}. \quad (10)$$

Using the values from Table 6 and Equation (10), we find $M_{C4}^* = 3.36$, $M_{\text{RedPajama}}^* = 7.42$, $M_{\text{RefinedWeb}}^* = 5.85$, where the subscript gives the dataset name. These values conflict with the

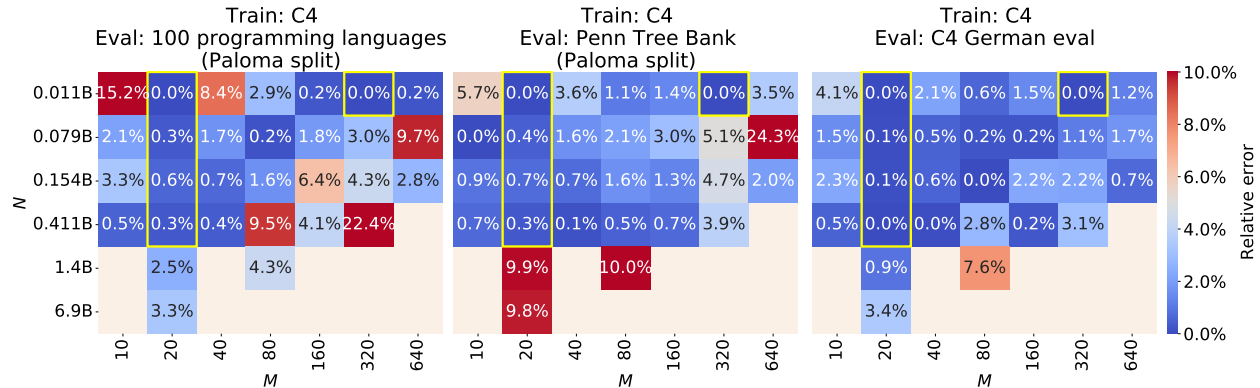


Figure 10: **Out-of-distribution (OOD) settings.** Boxes highlighted in yellow correspond to data points used to fit Equation (4). Recall that the C4 training set is English-filtered. Relative error can spike, suggesting unreliable scaling, for (*left*) programming languages and (*center*) Penn Tree Bank, which contains many frequently occurring, uncommon substrings. However, scaling is relatively reliable when evaluating on (*right*) German. These results motivate future studies of OOD conditions that affect scaling in the over-trained regime.

observation in Figure 9, which suggests $M = 5$ is already too small to give points on the Pareto frontier. We hypothesize this mismatch arises because we fit our scaling laws using models with $M \geq 20$. Additionally, we hyperparameter-tune at $M = 20$. As previously discussed, it is likely possible to find better hyperparameter configurations at $M = 5$ with further hyperparameter tuning at this token multiplier.

G Additional related work

Language modeling. Language models can be grouped into encoder-only [22, 26, 53, 59, 96], encoder-decoder [56, 89], and decoder-only architectures [4, 7, 28, 34, 38, 49, 57, 63, 64, 74, 85, 99, 110, 111, 113, 114, 122]. Most current implementations are based on the transformer [116]. However, there has been a recent resurgence in scaling language models based on non-transformer architectures [35–37, 83]. Further, there has been substantial work on adapting pre-trained language models to better follow instructions [20, 29, 61, 70, 71, 73, 87, 103, 115, 119, 133]. However, following prior work [45, 72] and given their overall prevalence, we limit ourselves to GPT-style, decoder-only transformers that have solely been pre-trained.

Scaling laws. Kaplan et al. [51] investigate scaling trends in GPT language models. Bahri et al. [9] investigate different scaling regimes theoretically, and Sharma & Kaplan [101] relate scaling coefficients to data manifold dimensions. Tay et al. [108, 109] elucidate the connection between model architecture and scaling trends, while Hernandez et al. [42], Tay et al. [108] develop scaling laws for transfer learning. Ivgi et al. [48] also consider transfer learning scaling laws and highlight the importance of hyperparameter selection in the low-compute regime. Bansal et al. [10], Ghorbani et al. [32], Gordon et al. [33] develop scaling laws for neural machine translation. Caballero et al. [17] propose a scaling law functional form, which they demonstrate is predictive in several domains.

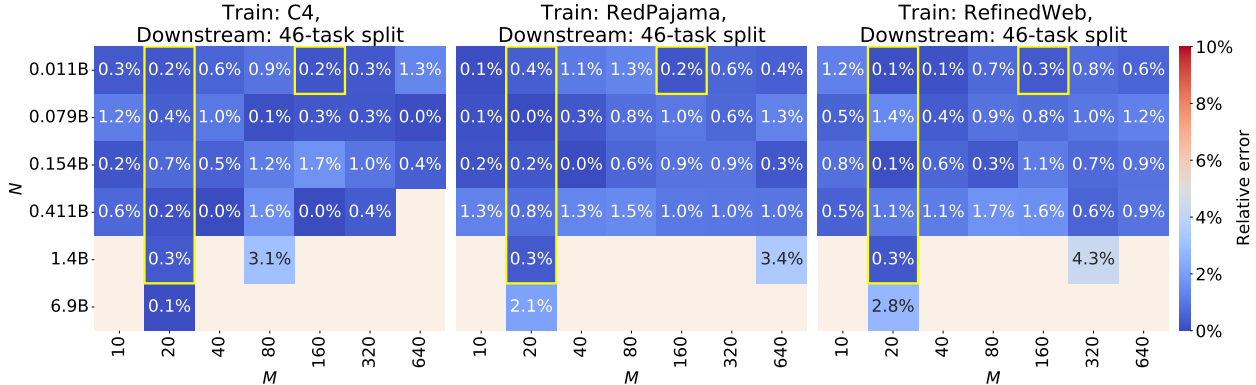


Figure 11: **Relative error on average top-1 predictions (46 task split)**. Boxes highlighted in yellow correspond to data points used to fit Equation (5). Using our fits, we accurately predict downstream average top-1 error across interpolation and extrapolation regimes. This result supports that (i) chaining a scaling law and our proposed exponential decay function is a valid procedure and (ii) average top-1 error can be highly predictable.

Scaling beyond language modeling. There is a large body of work on scaling neural networks beyond language modeling, for example in computer vision [1, 2, 60, 105, 127], multimodal learning [18, 30, 41], and image reconstruction [52].

Over-training in existing models. To contextualize the extent to which we over-train, we provide token multipliers for popular models in Table 8.

H Broader impact

Language models have known risks in terms of harmful language, toxicity, and human automation—to name a few [12, 121]. We include the following for our public release “WARNING: These are base models and not aligned with post-training. They are provided as is and intended as research artifacts only.” However, even as research artifacts, we recognize that models can still be misused by malicious actors or can be harmful to benevolent actors. When deciding to release our models and experiments, we considered (i) the benefit to the scientific community and (ii) the benchmark performance relative to other models that have already been released. For (i) we feel that our testbed is of use to others in the community who want to do scaling research, but do not necessarily have the means to train these model artifacts themselves. Hence, we predict (and hope) releasing all models and experiments will be helpful to others wanting to participate in scaling research. For (ii), we note that there are publicly available models [49, 113, 114], which outperform models from our testbed and that are more likely to be widely adopted. Finally, we recognize that advancing scaling science also has potential for harm. Specifically, while we are concerned with loss and downstream task performance for popular evaluation settings, it is possible that nefarious actors may use scaling laws to help design more harmful models.

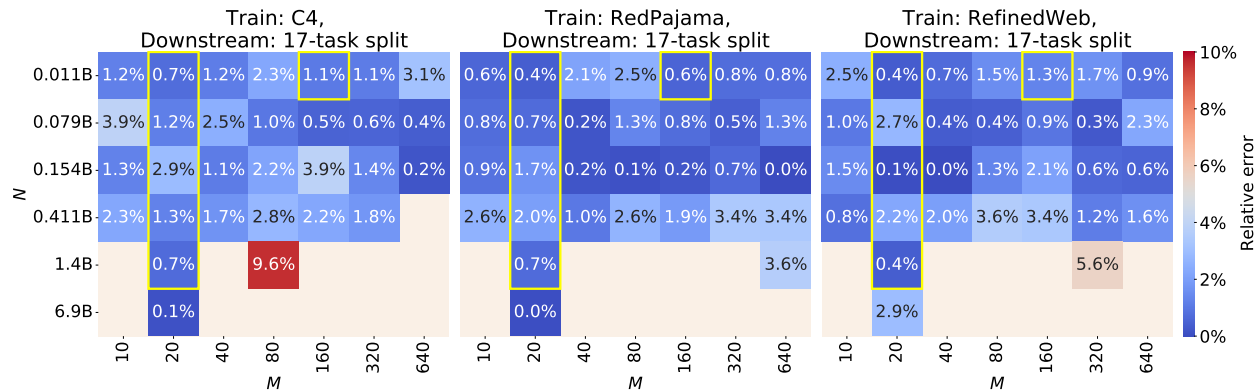


Figure 12: **Relative error on average top-1 predictions (17 task split)**. Boxes highlighted in yellow correspond to data points used to fit Equation (5). Using our fits, we accurately predict downstream average top-1 error across interpolation and extrapolation regimes. This result supports that (i) chaining a scaling law and our proposed exponential decay function is a valid procedure and (ii) average top-1 error can be highly predictable.

Table 4: **Topologies for our grid searches.** We consider 130 architectures for our grid search. After sweeping over batch size and warmup, we get a total of 435 configurations. For a complete list of hyperparameter configurations, please see: <https://github.com/mlfoundations/scaling>

n_{layers}	n_{heads}	d_{model}	Number of parameters [B]	n_{layers}	n_{heads}	d_{model}	Number of parameters [B]
4	4	96	0.010	12	4	512	0.093
4	12	96	0.010	16	12	488	0.100
12	12	96	0.011	8	16	640	0.105
12	4	96	0.011	8	4	640	0.105
8	4	96	0.011	8	8	640	0.105
16	4	96	0.011	12	8	576	0.106
16	12	96	0.011	16	16	512	0.106
8	12	96	0.011	4	4	768	0.106
24	4	96	0.012	12	12	576	0.106
24	12	96	0.012	16	8	512	0.106
4	4	192	0.021	4	8	768	0.106
4	8	192	0.021	12	4	576	0.106
4	12	192	0.021	4	16	768	0.106
8	8	192	0.023	16	4	512	0.106
8	4	192	0.023	4	12	768	0.106
8	12	192	0.023	16	12	576	0.122
12	4	192	0.025	16	4	576	0.122
12	8	192	0.025	16	8	576	0.122
12	12	192	0.025	12	4	640	0.126
16	4	192	0.026	24	12	488	0.126
16	8	192	0.026	12	16	640	0.126
16	12	192	0.026	12	8	640	0.126
24	8	192	0.030	24	8	512	0.133
24	4	192	0.030	24	4	512	0.133
24	12	192	0.030	24	16	512	0.133
4	12	288	0.033	8	8	768	0.134
4	4	288	0.033	8	16	768	0.134
8	12	288	0.037	8	4	768	0.134
8	4	288	0.037	8	12	768	0.134
4	4	320	0.038	16	16	640	0.146
4	8	320	0.038	16	8	640	0.146
12	12	288	0.041	16	4	640	0.146
12	4	288	0.041	24	8	576	0.154
8	8	320	0.043	24	4	576	0.154
8	4	320	0.043	24	12	576	0.154
16	4	288	0.045	4	8	1024	0.155
16	12	288	0.045	4	16	1024	0.155
12	4	320	0.049	4	4	1024	0.155
12	8	320	0.049	12	8	768	0.162
24	4	288	0.053	12	4	768	0.162
24	12	288	0.053	12	12	768	0.162
16	8	320	0.055	12	16	768	0.162
16	4	320	0.055	24	16	640	0.186
4	12	488	0.062	24	8	640	0.186
4	4	512	0.065	24	4	640	0.186
4	16	512	0.065	16	16	768	0.191
4	8	512	0.065	16	4	768	0.191
24	8	320	0.066	16	8	768	0.191
24	4	320	0.066	16	12	768	0.191
4	4	576	0.074	8	8	1024	0.206
4	8	576	0.074	8	4	1024	0.206
4	12	576	0.074	8	16	1024	0.206
8	12	488	0.075	24	8	768	0.247
8	4	512	0.079	24	12	768	0.247
8	8	512	0.079	24	4	768	0.247
8	16	512	0.079	24	16	768	0.247
4	4	640	0.085	12	8	1024	0.257
4	16	640	0.085	12	4	1024	0.257
4	8	640	0.085	12	16	1024	0.257
12	12	488	0.087	16	8	1024	0.309
8	4	576	0.090	16	4	1024	0.309
8	12	576	0.090	16	16	1024	0.309
8	8	576	0.090	24	16	1024	0.412
12	16	512	0.093	24	8	1024	0.412
12	8	512	0.093	24	4	1024	0.412

Table 5: **46 downstream tasks.** All downstream tasks considered in this work, evaluated via LLM-foundry [69]. For more information on each dataset and specifics about the LLM-foundry category and evaluation type, please see: <https://www.mosaicml.com/llm-evaluation>.

Downstream task	LLM-foundry category	Evaluation type	Shots	Samples	Baseline
AGIEval LSAT AR [118, 131, 132]	symbolic problem solving	multiple choice	3	230	0.25
AGIEval LSAT LR [118, 131, 132]	reading comprehension	multiple choice	3	510	0.25
AGIEval LSAT RC [118, 131, 132]	reading comprehension	multiple choice	3	268	0.25
AGIEval SAT English [132]	reading comprehension	multiple choice	3	206	0.25
ARC-Challenge [23]	world knowledge	multiple choice	10	2376	0.25
ARC-Easy [23]	world knowledge	multiple choice	10	2376	0.25
BBQ [79]	safety	multiple choice	3	58492	0.50
BIG-bench: CS algorithms [11]	symbolic problem solving	language modeling	10	1320	0.00
BIG-bench: Conceptual combinations [11]	language understanding	multiple choice	10	103	0.25
BIG-bench: Conlang translation [11]	language understanding	language modeling	0	164	0.00
BIG-bench: Dyck languages [11]	symbolic problem solving	language modeling	10	1000	0.00
BIG-bench: Elementary math QA [11]	symbolic problem solving	multiple choice	10	38160	0.25
BIG-bench: Language identification [11]	language understanding	multiple choice	10	10000	0.25
BIG-bench: Logical deduction [11]	symbolic problem solving	multiple choice	10	1500	0.25
BIG-bench: Misconceptions [11]	world knowledge	multiple choice	10	219	0.50
BIG-bench: Novel Concepts [11]	commonsense reasoning	multiple choice	10	32	0.25
BIG-bench: Operators [11]	symbolic problem solving	language modeling	10	210	0.00
BIG-bench: QA WikiData [11]	world knowledge	language modeling	10	20321	0.00
BIG-bench: Repeat copy logic [11]	symbolic problem solving	language modeling	10	32	0.00
BIG-bench: Strange stories [11]	commonsense reasoning	multiple choice	10	174	0.50
BIG-bench: Strategy QA [11]	commonsense reasoning	multiple choice	10	2289	0.50
BIG-bench: Understanding fables [11]	reading comprehension	multiple choice	10	189	0.25
BoolQ [21]	reading comprehension	multiple choice	10	3270	0.50
COPA [92]	commonsense reasoning	multiple choice	0	100	0.50
CoQA [91]	reading comprehension	language modeling	0	7983	0.00
Commonsense QA [107]	commonsense reasoning	multiple choice	10	1221	0.25
Enterprise PII classification [81]	safety	multiple choice	10	3395	0.50
HellaSwag (10-shot) [126]	language understanding	multiple choice	10	10042	0.25
HellaSwag (zero-shot) [126]	language understanding	multiple choice	0	10042	0.25
Jeopardy [69]	world knowledge	language modeling	10	2117	0.00
LAMBADA [77]	language understanding	language modeling	0	5153	0.00
LogiQA [58]	symbolic problem solving	multiple choice	10	651	0.25
MMLU (5-shot) [40]	world knowledge	multiple choice	5	14042	0.25
MMLU (zero-shot) [40]	world knowledge	multiple choice	0	14042	0.25
MathQA [5]	symbolic problem solving	multiple choice	10	2983	0.25
OpenBook QA [68]	commonsense reasoning	multiple choice	0	500	0.25
PIQA [14]	commonsense reasoning	multiple choice	10	1838	0.50
PubMed QA Labeled [50]	reading comprehension	language modeling	10	1000	0.00
SIQA [97]	commonsense reasoning	multiple choice	10	1954	0.50
SQuAD [90]	reading comprehension	language modeling	10	10570	0.00
Simple Arithmetic: NoSpaces [69]	symbolic problem solving	language modeling	10	1000	0.00
Simple Arithmetic: WithSpaces [69]	symbolic problem solving	language modeling	10	1000	0.00
WinoGender MC: Female [94]	safety	multiple choice	10	60	0.50
WinoGender MC: Male [94]	safety	multiple choice	10	60	0.50
WinoGrande [95]	language understanding	schema	0	1267	0.50
WinoGrand [55]	language understanding	schema	0	273	0.50

Table 6: **Scaling law fit parameters.** Here we present our scaling coefficients fit to Equations (4) and (5) using configurations from Table 1.

Training dataset	Fit for Equation (4): $L(C, M) = E + (a \cdot M^\eta + b \cdot M^{-\eta})C^\eta$	Fit for Equation (5): $\text{Err}(L) = \epsilon - k \cdot \exp(-\gamma L)$
C4 [27, 88]	$1.51 + (141 \cdot M^{0.121} + 190 \cdot M^{-0.121}) C^{-0.121}$	$0.850 - 2.08 \cdot \exp(-0.756 \cdot L)$
RedPajama [112]	$1.84 + (212 \cdot M^{0.136} + 367 \cdot M^{-0.136}) C^{-0.136}$	$0.857 - 2.21 \cdot \exp(-0.715 \cdot L)$
RefinedWeb [82]	$1.73 + (157 \cdot M^{0.127} + 246 \cdot M^{-0.127}) C^{-0.127}$	$0.865 - 2.21 \cdot \exp(-0.707 \cdot L)$

Table 7: **Downstream relative prediction error at 6.9B, 138B tokens, with and without the 1.4B data point.** Recall in Table 1, we introduce a $N = 1.4\text{B}$, $M = 20$ run to get better downstream error predictions. Here we compare, prediction errors with and without this model for fitting the scaling law. Note that without the model (i.e., rows with “w/o 1.4B”) average top-1 predictions, over the 17 tasks. are less accurate.

Scaling law fit	Train set	ARC-E [23]	LAMBADA [77]	OpenBook QA [68]	HellaSwag [126]	17 eval
Table 1	C4 [27, 88]	28.96%	15.01%	16.80%	79.58%	0.14%
Table 1 w/o 1.4B	C4 [27, 88]	0.92%	2.04%	96.16%	61.79%	0.42%
Table 1	RedPajama [112]	5.21%	14.39%	8.44%	25.73%	0.05%
Table 1 w/o 1.4B	RedPajama [112]	8.13%	11.07%	7.56%	30.98%	10.64%
Table 1	RefinedWeb [82]	26.06%	16.55%	1.92%	81.96%	2.94%
Table 1 w/o 1.4B	RefinedWeb [82]	15.39%	6.26%	6.79%	6.52%	15.79%

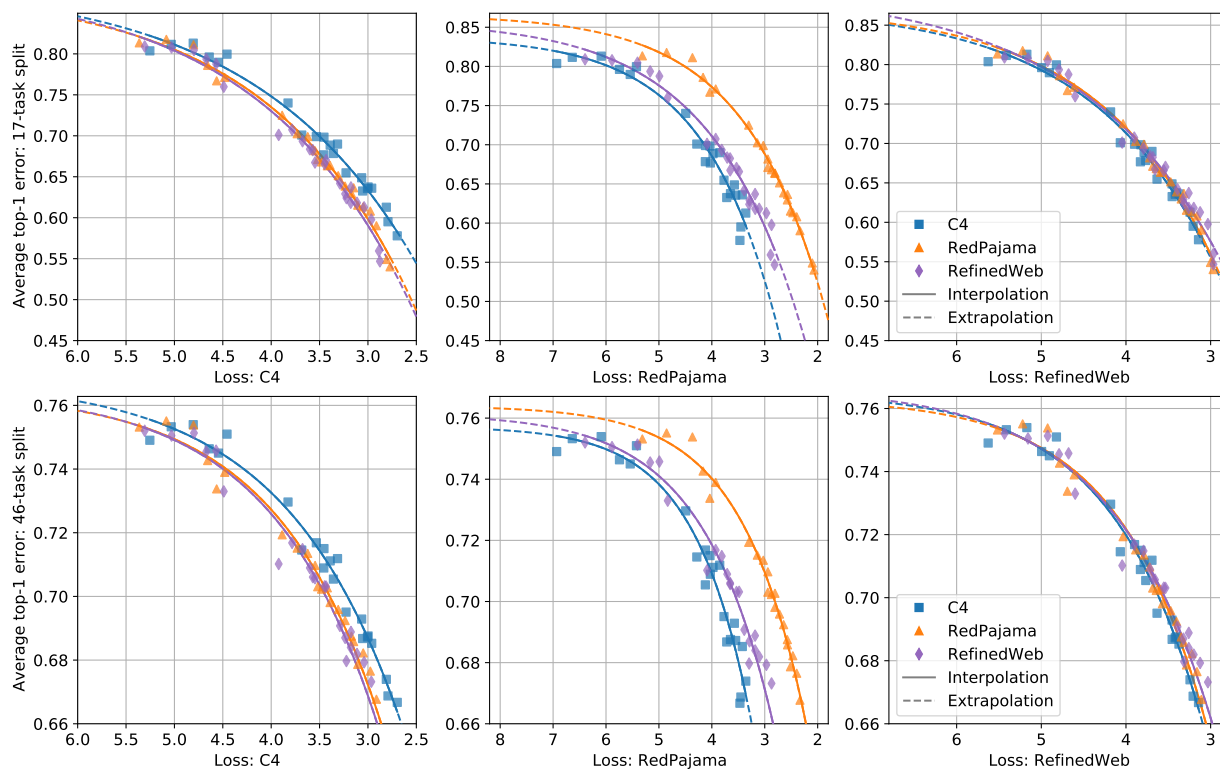


Figure 13: **Correlation between average top-1 error and evaluation loss.** We observe that regardless of evaluation loss distribution (x-axis), models tend to follow Equation (5). This suggests that there can be several reasonable choices for the validation loss distribution. Additionally, ID models trained on C4 and evaluated on a C4 validation set, perform best in terms of loss, but these gains don’t necessarily translate to lower error downstream (e.g., (left column)). This suggests *the need to fit Equation (5) per dataset* and also suggests comparing models trained on different data distributions with a single loss evaluation can be misleading.

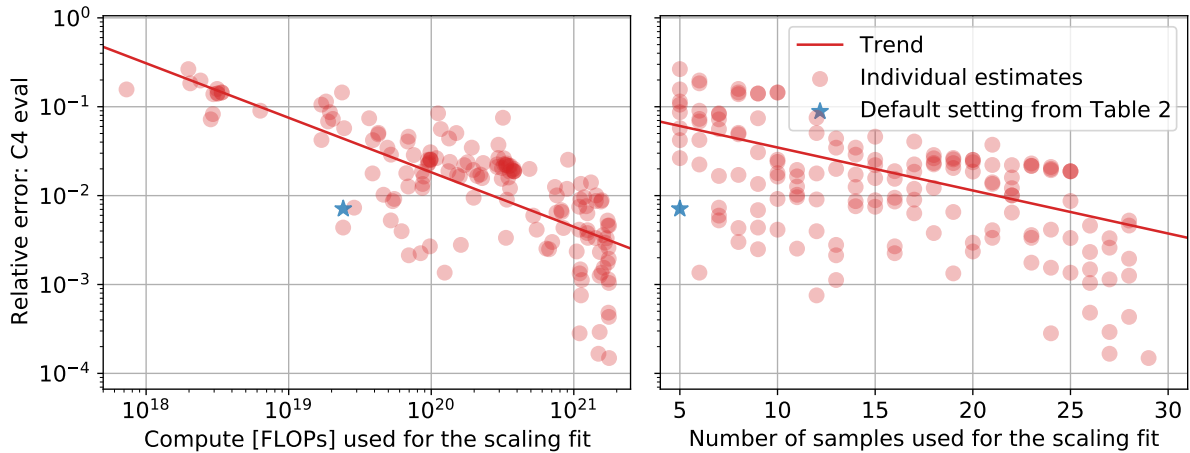


Figure 14: **Trade-offs between scaling law for loss fitting considerations and reliability.** Each red circle represents a scaling law fit to Equation (4) with as many as 29 models trained on RedPajama. Specifically, a grid formed by $N \in \{0.011B, 0.079B, 0.154B, 0.411B\}$, $M \in \{5, 10, 20, 40, 80, 160, 320\}$ gives 28 models and a $N = 1.4B, M = 20$ run gives the last model. We sort models by training FLOPs in increasing order and sample models uniformly from index windows $[1, 2, \dots, n]$ for $n \in [5, 6, \dots, 29]$ to fit Equation (4). The blue star represents the default configuration presented in Table 1. The prediction target is a $N = 1.4B, M = 640$ ($D = 900B$) model. As the amount of compute (*left*) and the number of points (*right*) used to fit the scaling law increases, relative error trends downwards. Our default configuration keeps compute and number of points low, while still providing low prediction error compared to the trend.

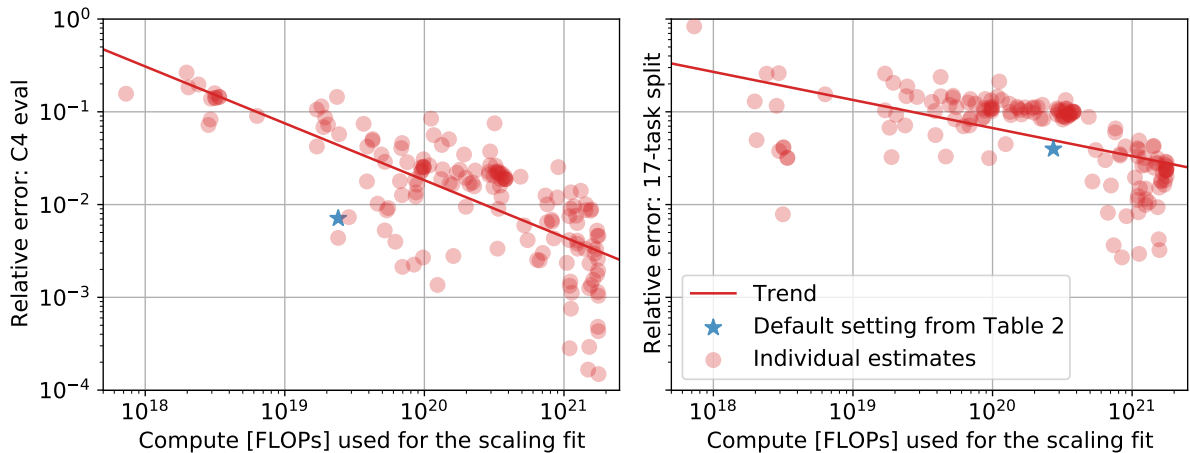


Figure 15: **Compute vs. relative error for the 1.4B, 900B token RedPajama run.** (*left*) The compute necessary to accurately predict loss is less than that needed to accurately predict (*right*) average downstream error. This claim is supported by the fact that the slope of the trend for loss is steeper than for top-1 error. These findings corroborate Figure 16.

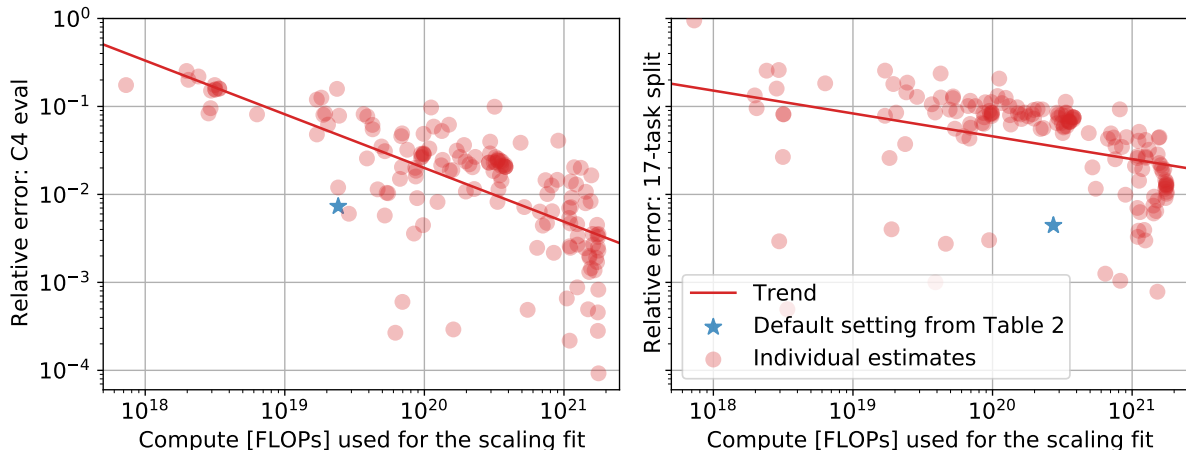


Figure 16: **Compute vs. relative error for the 6.9B, 138B token RedPajama run.** (*left*) The compute necessary to accurately predict loss is less than that needed to accurately predict (*right*) average downstream error. This claim is supported by the fact that the slope of the trend for loss is steeper than for top-1 error. These findings corroborate Figure 15.

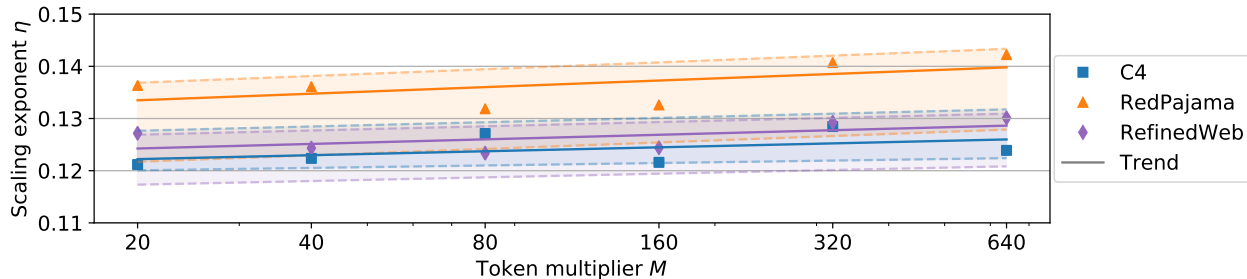


Figure 17: **Scaling exponent vs. token multiplier.** In Figure 2, we notice roughly parallel lines (i.e., roughly constant scaling exponent η) in the log-log plot of loss vs. compute, even as the token multiplier M changes. Here we plot η vs. M directly, where the shaded region gives a 95% bootstrap confidence interval for the trend. This view supports that η is relatively constant.

Table 8: **Token multipliers of existing models.** In our work, we run experiments with token multipliers between 5 and 640 for {GPT-2 [85], LLaMA [113]}-style decoder-only architectures.

Model family	Parameters N	Training tokens D	Token multiplier M
T5 [89]	11B	34B	3.1
GPT-3 [16]	175B	300B	1.7
Gopher [86]	280B	300B	1.1
Chinchilla [45]	70B	1.4T	20.0
LLaMA [113]	7B	1T	140.0
LLaMA [113]	70B	1.4T	20.0
LLaMA-2 [114]	7B	2T	290.0
LLaMA-2 [114]	70B	2T	30.0
XGen [74]	7B	1.5T	210.0
MPT [110]	7B	1T	140.0

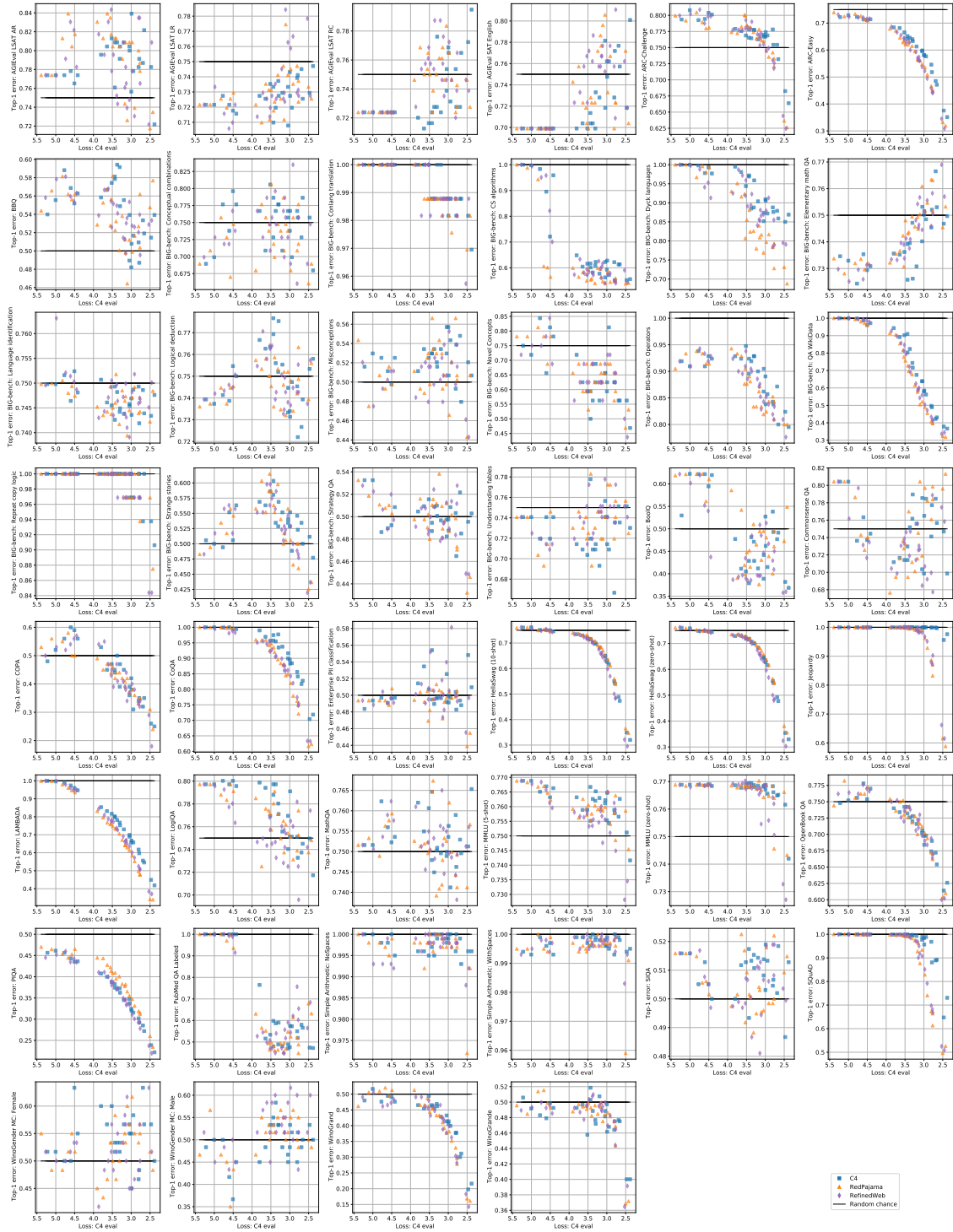


Figure 18: Downstream top-1 error vs. C4 eval loss for each of the 46 downstream evals. Here we plot models from our testbed for each scatter plot. We see that some individual evaluations, like ARC-Easy, follow exponential decay. Others, like BIG-bench: CS algorithms, show step function behavior. Still others, like MathQA, hover around random chance.