
CoIN: A BENCHMARK OF CONTINUAL INSTRUCTION TUNING FOR MULTIMODEL LARGE LANGUAGE MODEL

Cheng Chen, Junchen Zhu, Xu Luo, Hengtao Shen, Lianli Gao, Jingkuan Song

Center for Future Media

University of Electronic Science and Technology of China

Chengdu, China

cczacks@gmail.com, junchen.zhu@hotmail.com, frank.luox@outlook.com
shenhengtao@hotmail.com, lianli.gao@uestc.edu.cn, jingkuan.song@gmail.com

ABSTRACT

Instruction tuning represents a prevalent strategy employed by Multimodal Large Language Models (MLLMs) to align with human instructions and adapt to new tasks. Nevertheless, MLLMs encounter the challenge of adapting to users' evolving knowledge and demands. Therefore, how to retain existing skills while acquiring new knowledge needs to be investigated. In this paper, we present a comprehensive benchmark, namely **Continual Instruction tuNing (CoIN)**, to assess existing MLLMs in sequential instruction tuning paradigm. CoIN comprises 10 commonly used datasets spanning 8 task categories, ensuring a diverse range of instructions and tasks. Besides, the trained model is evaluated from two aspects: Instruction Following and General Knowledge, which assess the alignment with human intention and knowledge preserved for reasoning, respectively. Experiments on CoIN demonstrate that current powerful MLLMs still suffer catastrophic forgetting, and the failure in intention alignment assumes the main responsibility, instead of the knowledge forgetting. To this end, we introduce MoELoRA to MLLMs which is effective to retain the previous instruction alignment. Experimental results consistently illustrate the forgetting decreased from this method on CoIN. Codes and benchmark are publicly available at <https://github.com/zackschen/CoIN>.

Keywords Continual learning · Multimodel large language model · Instruction tuning

1 Introduction

Recently, Multimodal Large Language Models (MLLMs) [1, 2, 3, 4, 5, 6, 7] have garnered significant attention for their remarkable capabilities in vision-language understanding and generation. These MLLMs commonly adopt two stages to learn extensive knowledge and align with human instructions. In the initial stage, various strategies are employed to establish vision-language alignment. Subsequently, to enhance the capacity of MLLMs for following human instructions, the aligned MLLMs are fine-tuned on meticulously constructed instruction data.

Despite the impressive performance of these MLLMs, their ability to update knowledge and adapt to new instructions remains constrained. Multi-task training that incorporates both old and new instructions proves to be the most effective strategy. However, starting the realignment process from scratch to accommodate these requirements is impractical due to prohibitive training costs. Consequently, there is a need to explore methodologies that allow MLLMs to assimilate new knowledge, follow new human intent, and simultaneously retain previously acquired skills.

Continual learning (CL) [8, 9, 10] is proposed to address this challenge. The main goal of CL is to balance plasticity and stability of models. Plasticity refers to the ability to learn new knowledge from unseen tasks, while stability involves retaining previously acquired knowledge. By equipping MLLMs with continual learning methods, the models gain the capability to follow new intent without losing the skills to follow old instructions. Recent research has delved into continual instruction tuning for Large Language Models (LLMs) [11, 12, 13, 14]. However, the exploration of continual instruction tuning for MLLMs has been overlooked. EMT [15] investigates the catastrophic forgetting of MLLMs on classification datasets. Yet, this classification-centric approach limits their exploration of the capabilities of powerful

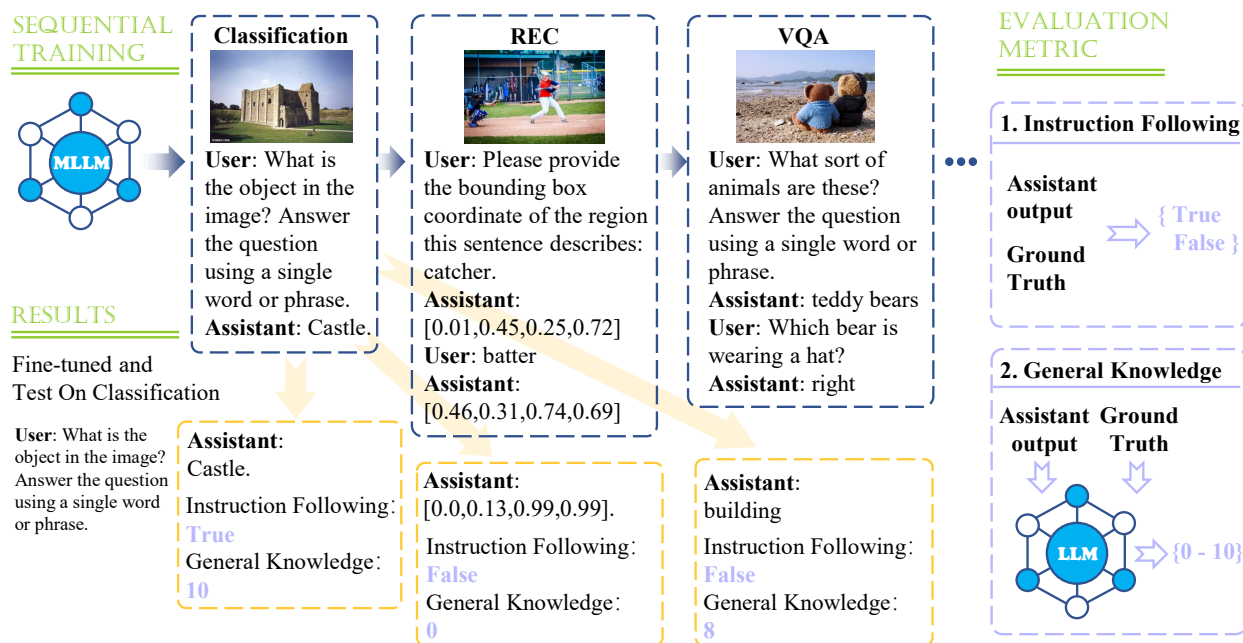


Figure 1: An overview of CoIN benchmark. The selected MLLM is sequentially fine-tuned on 8 instruction datasets spanning diverse tasks. Then, it is evaluated from two perspectives: *Instruction Following* and *General Knowledge*, which assess the alignment with human intention and knowledge preserved for reasoning, respectively. Yellow boxes at the bottom present the results of the model tested on classification after fine-tuning on each task.

MLLMs. EProj [16] proposes a benchmark to explore whether multi-task joint instruction tuning enhances a model’s continual learning ability. However, this benchmark lacks diversity in instructions, limiting the exploration of MLLMs in practical scenarios.

Therefore, to comprehensively investigate the behavior of MLLMs in continual instruction tuning, we introduce a novel benchmark: **Continual Instruction tuNing (CoIN)**. In CoIN, we construct a varied set of instructions by utilizing commonly used vision-language datasets and employing different templates to ensure accessibility and diversity. There are several tasks considered to ensure a balanced and diverse representation, including general visual question answering, knowledge-grounded image question answering, OCR image question answering tasks, etc. However, the instructions constructed with these tasks mainly consist of question-answering tasks, lacking diversity in tasks. So, we additionally add Referring Expression Comprehension (REC) and classification tasks in our CoIN. Then, following common instruction templates [4, 3], we transform the selected datasets into a data format of instruction tuning, as shown in Fig. 1. However, recognizing that certain datasets share identical instruction templates, which might influence tuning results, we introduce diverse templates for each dataset to create different types of instructions. Finally, two types of instructions are created to investigate the MLLMs in continual instruction tuning.

The results on CoIN have revealed that MLLMs still suffer from catastrophic forgetting, similar to traditional continual CNN [17, 18] or VIT [19, 20] models. These models learn representations and use a final layer to make predictions with a fixed output style. However, MLLMs are generative models, differing from previous models. This motivates us to inquire whether MLLMs forget the knowledge required for task-solving or if the issue lies in their inability to conform to the desired output structure. To address this question, in addition to comparing the outputs with the ground truth, we employ another powerful LLM assistant for evaluating the outputs. The comparison between outputs and ground truth evaluates the ability of *Instruction Following*, and the LLM evaluates the ability of *General Knowledge*. By using these evaluation metrics, we gain the ability to investigate the performance of MLLMs more comprehensively.

After analyzing the results of these two metrics, we find that the failure in intention alignment assumes the main responsibility, instead of the knowledge forgetting. Such findings lead us to seek a method to ensure that MLLMs maintain the learned human intent. Recently, Mixture-of-Experts (MoE) framework [21] leverages multiple distinct experts to acquire different knowledge and incorporates a gate function to modulate their contributions. We observe that this method resembles the architecture-based methods in traditional continual learning, providing the model with the ability to learn different intentions from distinct experts. Therefore, we try to bring it into CoIN to mitigate the forgetting of intention. Experimental results consistently demonstrate improvement after integrating with the MoE.

In summary, the contributions of this paper are as follows:

- We propose a novel benchmark for MLLMs in continual instruction tuning, namely CoIN, which consists of 10 datasets spanning 8 different tasks for comprehensive and diverse evaluation.
- We introduce a novel evaluation approach to consider the model ability from two aspects: *Instruction Following* and *General Knowledge*. Furthermore, we reveal that the catastrophic forgetting of MLLMs in CoIN is mainly owing to the descent of alignment with human intention instead of the loss of knowledge.
- We introduce MoELoRA to mitigate the catastrophic forgetting of MLLMs in CoIN. Extensive experiments demonstrate the effectiveness of our method.

2 Related Work

2.1 Continual Learning

Recently, numerous methods have been proposed to mitigate catastrophic forgetting in the continual learning paradigm. These methods can be broadly categorized into three groups: *regularization-based*, *memory-based*, and *architecture-based* methods.

Regularization-based methods [8, 22, 23, 24, 10] focus on curing a continual learning network of its catastrophic forgetting by introducing an extra regularization term in the loss function. e.g, EWC[8] penalizes the changes of importance parameters when learning new tasks.

Memory-based methods [25, 26, 27, 28, 29] store previous samples or generate samples for replaying while learning a new task. Some methods [25, 26, 27, 27] use replayed samples from previous tasks to constrain the update of parameters when learning the new task. During training on a new task of EEC [9], reconstructed images from encoded episodes were replayed to avoid catastrophic forgetting.

Architecture-based methods [30, 31, 32, 33, 34] design new architecture modules to each task to prevent any possible forgetting. PNN [35] adds a network to each task and lateral connections to the network of the previous task while freezing previous task parameters. MNTDP [36] provides a learning algorithm to search the modules to combine with, where these modules represent atomic skills that can be composed to perform a certain task.

2.2 Instruction Tuning

Instruction tuning is a promising approach to enable the pre-trained model to follow natural language instructions and improve their generalization performance to unseen tasks. Some methods [37, 38, 39, 40, 2, 4] use the existing vision-language datasets to create instruction tuning data by different templates. At the same time, some methods [3, 41, 42, 43, 44] use the existing vision datasets to generate instructions based on powerful LLMs (e.g GPT-4 [45]). LLaMA [6] observes that a very small amount of instructions improves the performance on MMLU [46], and further improves the ability of the model to follow instructions. LLaVA [3] leverages ChatGPT [47] and GPT-4 [45] for multimodal instruction-following data collection, based on the widely existing image-pair data. InstructBLIP [2] transforms 26 datasets into the instruction tuning format and groups them into 11 task categories for fine-tuning. To further enhance the instruction-following capacity, SPHINX [4] collects instruction data from a wide range of multi-modal tasks, and jointly fine-tune the model to learn a vision generalist, instead of a specialist for specific scenarios.

3 Preliminaries

In the multimodal continual instruction tuning, a MLLM has been pre-trained with abundant vision-language data to align the gap of vision and language, indicated by trainable parameters θ . We further train it to adapt to novel S tasks in a sequential manner. Each task is denoted by a task descriptor $\tau \in \{1, 2, \dots, S\}$, and owns an independent dataset $D_\tau = \{(X_{\tau,j}^{img}, X_{\tau,j}^{ins}, X_{\tau,j}^{ans})_{j=1}^{N_\tau}\}$ with N_τ data pairs, where X^{img} , X^{ins} and X^{ans} indicate the input image tokens, instruction tokens and answer tokens, respectively. For a sample pair with an answer in length L , we compute the probability of the whole target answers X^{ans} in an auto-regressive manner as follows:

$$p(X^{ans}|X^{img}, X^{ins}) = \prod_{i=1}^L p_\theta(X_i^{ans}|X^{img}, X^{ins}, X_{<i}^{ans}), \quad (1)$$

Table 1: The statistic of collected Datasets and instructions for CoIN.

Task	Dataset	Instruction		Train Number	Test Number
		Type1	Type2		
Referring Expression Comprehension	RefCOCO+ RefCOCOG	Please provide the bounding box coordinate of the region this sentence describes: <description>	Please provide the bounding box coordinate of the region this sentence describes: <description>	111770	21616
		What is the object in the image?	What is the object in the image?		
Classification	ImageNet	Answer the question using a single word or phrase	Express your answer in a single word or a short, descriptive phrase	117715	4600
Image	VQAv2	Answer the question using a single word or phrase	Answer the question using a single word or phrase	82783	447793
Knowledge Grounded Reading	ScienceQA	Answer with the option's letter from the given choices directly	Answer with the option's letter from the given choices directly	12726	4241
Image Question Answering	Comprehension	Answer the question using a single word or phrase	Capture the essence of your response in a single word or a concise phrase	34602	5000
	Visual	Answer the question using a single word or phrase	Respond to the question briefly, using only one word or a phrase	72140	12578
	Reasoning	GQA	Provide a succinct response with a single word or phrase	20523	8000
	Blind People	VizWiz	Answer the question using a single word or phrase	Condense your answer into a single word or concise phrase	166043
OCR	OCR-VQA	Answer the question using a single word or phrase			

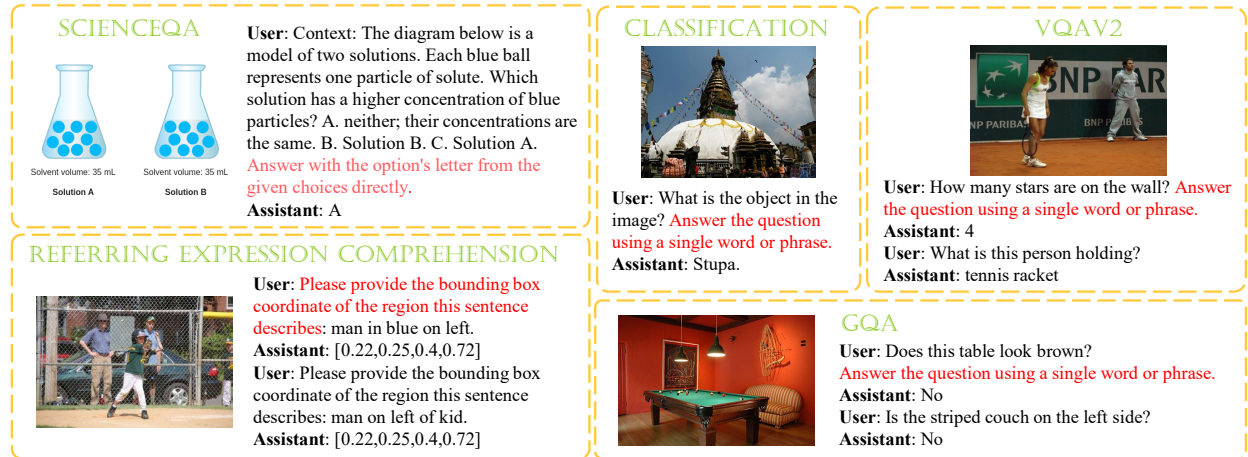


Figure 2: Examples of instruction tuning data in our proposed CoIN, which contains diverse visual understanding and perception tasks, such as classification, referring expression comprehension and image question answering.

where $X_{<i}^{ans}$ indicates all answer tokens before the index i and X_i^{ans} indicates the i -th answer token. We optimize the network with the following function:

$$\mathcal{L} = - \sum_{i=1}^L \log p_{\theta}(X_i^{ans} | X^{img}, X^{ins}, X_{<i}^{ans}). \quad (2)$$

4 CoIN: A Benchmark for MLLMs

4.1 How to Compose A Comprehensive Benchmark for MLLMs?

4.1.1 Data Integration.

A comprehensive evaluation relies on extensive data. To ensure the accessibility and diversity of the instruction tuning samples, we collect various publicly available and commonly used vision-language datasets. These datasets cover a wide range of tasks, including general image question answering, visual reasoning, knowledge-grounded image question answering, image question answering reading comprehension, and OCR image question answering. The selected datasets include VQAv2 [48], VizWiz [49], ScienceQA [50], TextVQA [51], GQA [52], OCR-VQA [53]. However, we observe that these datasets are limited to traditional QA tasks in the vision-language community, lacking task diversity. To overcome this limitation, we introduce the classification task and region-level referring expression comprehension task into CoIN with ImageNet [54], RefCOCO [55], RefCOCO+ [56] and RefCOCOG [56].

With a substantial collection of instruction data, the next step involves transforming these samples into a unified instruction tuning format. Nowadays, several works [4, 3, 2, 5] have resorted to different ways to construct the instructions. For example, LLaVA [3] leverages ChatGPT [47] and GPT-4 [45] to create GPT-assisted visual instruction based on COCO [57]. SPHINX [4] adapt different templates to transform a wide range of multi-modal tasks into instructions. Drawing on insights from prior research, we utilize commonly employed instruction templates to formulate our instructions, as illustrated by Type1 in Tab. 1. However, we noted that QA tasks share similar instructions. This raises a pivotal question: does the type of instruction impact the efficacy of instruction tuning? To address this, we devise distinct instruction templates tailored to different tasks, as depicted by Type 2 in Tab. 1. The final benchmark encompasses 10 datasets spanning 8 task categories, where each task owns two versions of instructions. Some examples of our CoIN are presented in Fig. 2.

4.1.2 Training

Low-rank Adaptation (LoRA) [58] has demonstrated effectiveness and efficiency in the fine-tuning of pre-trained language models. Additionally, a previous study [12] observed that parameter-efficient methods are more susceptible to forgetting in LLMs. Therefore, CoIN specifically explores the behavior of parameter-efficient fine-tuning of MLLMs, focusing on LoRA. Specifically, during fine-tuning on CoIN, only the low-rank matrices are updated, while the parameters of the base LLMs and vision encoder are frozen.

4.1.3 Performance Evaluation.

Different from traditional continual learning which only compares the predicted results with the ground truth in a word-for-word manner, we propose that the outputs of MLLMs are influenced by two aspects: *General Knowledge* and *Instruction Following*. Therefore, the evaluation of MLLMs needs to consider the two aspects respectively.

Instruction Following. The ability to generate the correct result in the desired format to follow human intent is the basic requirement for instruction tuning. To evaluate the ability of instruction following of MLLMs on CoIN, we adopt the traditional evaluation method that we directly compare the outputs of MLLMs with ground truths. These metrics for each task slightly vary since different tasks have different forms of outputs. For the Image Question Answering task (including VQAv2, ScientQA, TextVQA, GQA, VizWiz, and OCR-VQA), we calculate the accuracy of predicting answers against ground truth. In the classification task, the metric is computed by comparing predicted labels with real ones. For the referring expression comprehension task, we employ the widely used Intersection over Union (IoU) as the evaluation criterion to determine the success of the model’s predictions. If the IoU of the predicted bounding box and the ground-truth bounding box is greater than 0.5, we consider the prediction to be correct.

General Knowledge. The performance of MLLMs is not only defined by the instruction following. For example, MLLMs may correctly answer the question logically as "Two apples" while the referred ground truth is "Two". The evaluation of the instruction following will directly discriminate this sample as negative, and the ability of MLLMs cannot be comprehensively measured. To this end, we propose the general knowledge to tackle this issue and help to analyze MLLMs. General knowledge refers to the knowledge contained in MLLMs to comprehend different modalities and make the reasoning to obtain the results. To evaluate the degree of general knowledge after training on each task, we need to analyze the predicted results at the semantic level. Thus, we employ another powerful LLM to precisely assess the output against the ground truth. With designed prompts, the LLM will disregard the structure of the results and solely evaluate the key information contained within it to obtain a score. To quantify the metric, we use a specific prompt to limit the score for each sample in the range from 0 to 10, where answers with more correct information obtain higher scores. We consider this score as an indicator of the general knowledge contained in MLLMs.

With the novel evaluation setting described above, we present the specific metric calculation in CoIN here. Adhering to traditional continual learning metrics, we employ Average Accuracy (ACC) and Backward Transfer (BWT) to measure the effectiveness of MLLMs in mitigating forgetting. Additionally, unlike traditional continual learning where the model gradually forgets learned knowledge, sharp fluctuations occur in instruction tuning influenced by the gap between different tasks. Hence, we incorporate an additional metric, Mean Average Accuracy [59], to measure the performance throughout the training process.

(1) *Average Accuracy* (ACC): A average accuracy of all tasks after training on the final task. $ACC = \frac{1}{T} \sum_{i=1}^T A_{T,i}$, where $A_{T,i}$ is the performance on $\tau = i$ task after training the final task ($\tau = T$).

(2) *Backward Transfer* (BWT): This metric measures the catastrophic forgetting after learning on all tasks. $BWT = \frac{1}{T-1} \sum_{i=1}^{T-1} (A_{T,i} - A_{i,i})$, where $A_{i,i}$ is the performance on $\tau = i$ task after training on the $\tau = i$ task.

(3) *Mean Average Accuracy* (MAA): $MAA = \frac{1}{T} \sum_{j=1}^T (\frac{1}{j} \sum_{i=1}^j A_{j,i})$. The MAA is calculated as the mean of the average accuracy for tasks at each training point that the model has encountered. A high MAA corresponds to a continual learning model that consistently maintains a high accuracy throughout the training process.

These metrics are used to evaluate the abilities of general knowledge and instruction following, respectively. With three metrics and two aspects of ability evaluation, we can comprehensively explore the capabilities of MLLMs.

4.2 How to Address CoIN for MLLMs?

The Mixture-of-Experts (MoE) aims to activate a subset of parameters for each input, enabling a significant increase in model parameters without a corresponding increase in computational efforts. In commonly used transformer-based models, MoE typically transforms the feed-forward layer of each transformer block into an MoE layer [60, 61, 62]. This MoE layer comprises two modules: experts and gate function. The experts are several identical and independent feed-forward neural networks, and the gate function models the probability distribution to govern the weights of outputs from these expert networks. Specifically, for an intermediate representation x from the previous attention layer in models, the output of the MoE layer can be mathematically represented as follows:

$$h = \sum_{i=1}^N E_i(x)G(x)_i, \quad (3)$$

where the $E_i(\cdot)$ and $G(\cdot)_i$ denote i -th expert and the gate function.

Our goal is to tackle the challenge of catastrophic forgetting in the continual instruction tuning of MLLMs. We are inspired by MoE, which employs distinct experts to acquire various types of knowledge, akin to the expansion category of continual learning methods. Therefore, we bring the prevalent method MoELoRA [61, 60] in CoIN to utilize experts to acquire distinct knowledge for different tasks to mitigate forgetting.

The MLLMs in CoIN are fine-tuned in a parameter-effective way, i.e Low-rank Adaptation (LoRA) [58]. LoRA uses two low-rank matrices with rank r to update the knowledge and avoids changing the parameter of the learned model. Specifically, a certain transform feed-forward layer is parameterized with $W \in \mathbb{R}^{d_{in} \times d_{out}}$, where d_{in} and d_{out} are the dimension of input and output, respectively. Two low-rank matrix $A \in \mathbb{R}^{d_{in} \times r}$ and $B \in \mathbb{R}^{r \times d_{out}}$ are used to learn extra knowledge with: $h = Wx + \frac{\alpha}{r}BAx$, where $x \in \mathbb{R}^{d_{in}}$ and $h \in \mathbb{R}^{d_{out}}$ denote the input and output vector, respectively. The rank r controls the number of trainable matrices. In addition, the constant hyper-parameter α facilitates the tuning of rank r [58].

To achieve the learning of diverse knowledge from different tasks, MoELoRA proposes a set of experts to replace the LoRA matrices, denoted as $\{E_i\}_{i=1}^N$, where N denotes the number of experts. Therefore, the original computation will change to:

$$h = Wx + \frac{\alpha}{r} \sum_{i=1}^N G_i E_i(x) = Wx + \frac{\alpha}{r} \sum_{i=1}^N G_i B_i A_i x, \quad (4)$$

where G_i represents the gate function, which we will detail in the following paragraph. The matrices $A_i \in \mathbb{R}^{d_{in} \times \frac{r}{N}}$ and $B_i \in \mathbb{R}^{\frac{r}{N} \times d_{out}}$ represent the i -th expert of two low-rank matrices, each with a lower rank of $\frac{r}{N}$. With multiple experts in MoELoRA, the model can learn diverse task knowledge from different experts. Additionally, MoELoRA has the same number of trainable parameters as LoRA, indicating high efficiency.

Since there are many experts in each MoELoRA layer, the key is to create a suitable distribution of each expert to solve each task. As previously emphasized, to mitigate forgetting, the contribution of each expert should be tailored to specific tasks. Therefore, to regulate these contributions, a gate function is introduced. The gate function receives an input similar to the experts and outputs a contribution to choose suitable experts to solve the tasks. This computation is captured by the following equation:

$$G(x) = \text{Softmax}(xW_g), \quad (5)$$

where W_g is the trainable weight within gate function $G(\cdot)$. To balance the scale of the output distribution, a softmax operation is applied to normalize the contribution weights. This output distribution is utilized to incorporate the varying percentage contributions of each expert, as outlined in Eq. 4. Ultimately, all the outputs are concatenated to form the final output for the next layer.

5 Experiments

5.1 Setup

LLaVA [3], a widely recognized MLLM that has achieved state-of-the-art accuracy on numerous benchmarks, is selected as the model for fine-tuning on the proposed CoIN benchmark. In addition, we choose two baselines for comparison:

Table 2: The results evaluating the *Instruction Following* ability are presented below. The first line of each row corresponds to the results after fine-tuning on each task, and the second line displays the final results after fine-tuning on the last task.

Type	Method	Results of Each Task							Final Results				
		ScienceQA	TextVQA	ImageNet	GQA	VizWiz	REC	VQAV2	OCR-VQA	MCC	ACC	BWT	
Type1	Multi-task	56.77	49.35	95.55	56.65	53.90	30.09	59.50	55.65	57.18	-	-	
	Zero-shot	49.91	2.88	0.33	2.08	0.90	0.00	0.68	0.17	7.12	-	-	
	Finetune		82.45	49.99	96.05	56.40	55.45	31.27	62.20	57.08	32.97	28.74	-32.62
			21.26	28.74	10.25	36.78	32.45	0.83	42.50	57.08			
	MoELoRA		75.78	51.73	96.70	59.42	58.88	37.50	64.22	60.08	42.76	37.13	-25.91
			63.09	38.63	10.50	37.38	43.62	0.59	43.15	60.08			
Type2	Multi-task	46.22	47.19	95.53	56.40	53.35	34.27	58.62	55.08	55.83	-	-	
	Zero-shot	49.91	3.31	1.48	3.02	0.85	0.00	0.68	1.05	7.54	-	-	
	Finetune		82.45	50.14	96.03	55.65	51.42	34.00	59.17	52.92	32.92	26.55	-33.67
			26.00	25.38	8.40	33.07	26.52	0.10	40.00	52.92			
	MoELoRA		75.78	51.80	96.53	57.95	58.70	36.77	64.58	57.50	40.28	33.91	-28.55
			47.34	32.91	10.12	37.15	42.48	0.97	42.77	57.50			

Table 3: The evaluation results of *General Knowledge* are presented below.

Type	Method	Results of Each Task							Final Results				
		ScienceQA	TextVQA	ImageNet	GQA	VizWiz	REC	VQAV2	OCR-VQA	MCC	ACC	BWT	
Type1	Multi-task	77	74	98	71	56	60	69	73	72.25	-	-	
	Zero-shot	75	76	59	64	52	51	67	69	64.13	-	-	
	Finetune		89	74	98	70	57	61	68	73	65.86	62	-11.75
			69	71	55	60	55	52	61	73			
	MoELoRA		86	76	98	72	59	59	70	74	70.11	65.38	-8.88
			82	76	55	61	54	58	63	74			
Type2	Multi-task	73	74	98	71	58	61	68	75	72.25	-	-	
	Zero-shot	75	73	61	64	51	51	67	69	63.88	-	-	
	Finetune		89	74	98	70	58	62	67	73	65.73	61.63	-12.25
			69	71	54	59	55	52	60	73			
	MoELoRA		86	76	98	71	59	60	70	74	68.82	64.88	-9.38
			80	76	55	61	54	57	62	74			

Multi-task which fine-tunes on all instructions instead of sequential training, and **Zero-shot** which involves assessing each task based on pre-trained MLLMs. For the fine-tuning sequence in CoIN, we adopt a random order for each task, resulting in the following sequence: ScienceQA, TextVQA, ImageNet, GQA, VizWiz, REC, VQAV2, and OCR-VQA. As for the setting of MoELoRA, the number of experts for each MoE layer is set to 8. For general knowledge evaluation, we selected LLaVA-1.5-7B as the powerful LLM to evaluate the output from our trained model.

5.2 How Do Existing MLLMs Perform in CoIN?

To investigate the performance of MLLMs on CoIN, we conduct experiments on two types of instructions. Quantitative results about the ability of *Instruction Following* and *General Knowledge* are shown in Tab. 2 and Tab. 3, respectively.

For the results of Instruction Following of Tab. 2, we have the following observations: **Firstly**, despite the shortage of high cost to update the model, multi-task proves to be an effective method, achieving an MCC of 57.18 and 55.83. **Secondly**, even though MLLMs retain substantial knowledge, the performance of Zero-shot on specific tasks remains unsatisfactory, resulting in an accuracy of 7.12 and 7.54. **Thirdly**, sequential fine-tuning even achieves better performance on each task than Multi-task. The possible reason may be that the model tends to focus on one task, diminishing the impact of diverse instructions coming from other tasks. However, due to the absence of techniques to

Table 4: The results evaluating the *Instruction Following* ability about different data volumes are presented below.

Type	Volume	Results of Each Task								Final Results		
		ScienceQA	TextVQA	ImageNet	GQA	VizWiz	REC	VQAV2	OCR-VQA	MCC	ACC	BWT
Type1	0.1	70	42.88	93.45	36.93	43.7	3.73	40.48	45.62	30.27	30.93	-16.17
		53.71	32.62	5.38	33.5	36.98	2.85	36.77	45.62			
	0.2	69.86	46.86	94.38	44.98	44.15	4.81	32.55	52.1	30.33	28.82	-19.89
		41.12	33.25	5.53	33.8	25.85	1.77	37.1	45.62			
	0.4	75.33	47.06	94.95	52.95	50.77	10.25	56.73	55.33	33.18	30.57	-24.85
		49.96	23.6	7.22	36.12	33.05	0.09	39.2	55.33			
	0.6	78.09	47.65	95.85	55.93	53.08	10.00	59.17	46.33	31.47	23.19	-32.57
		27.42	19.54	7.03	33.52	13.15	0.05	38.48	46.33			
	0.8	80.02	48.13	95.45	54.00	49.85	28.33	58.35	56.67	30.00	25.25	-33.60
		11.74	16.94	8.85	32.62	35.5	0.00	39.67	56.67			
1.0	82.45	49.99	96.05	56.4	55.45	31.27	62.2	57.08	32.97	28.74	-32.62	
	21.26	28.74	10.25	36.78	32.45	0.83	42.5	57.08				
Type2	0.1	59.46	45.68	93.08	36.08	41	4.09	33.3	49.5	31.13	29.95	-15.33
		59.41	31.55	5.17	33.85	24.00	0.20	35.88	49.5			
	0.2	70.05	44.65	94.95	47.67	45.73	7.42	33.6	45.77	31.34	28.16	-20.58
		50.45	30.93	5.8	32.8	21.85	2.06	35.58	45.77			
	0.4	74.69	48.22	96.25	48.08	48.17	10.48	59.15	59.95	34.36	31.62	-24.00
		58.47	29.99	8.1	37.25	15.68	1.89	41.65	59.95			
	0.6	76.63	49.58	96.47	54.45	51.2	14.6	61.42	62.12	34.90	31.67	-26.64
		49.32	33.28	10.57	36.78	15.38	3.31	42.6	62.12			
	0.8	77.29	49.38	96.22	52.92	54.10	30.41	61.33	61.38	34.14	30.35	-30.03
		38.17	26.59	8.22	36.85	27.2	0.00	44.35	61.38			
1.0	82.45	50.14	96.03	55.65	51.42	34	59.17	52.92	32.92	26.55	-33.67	
	26.00	25.38	8.40	33.07	26.52	0.10	40.00	52.92				

mitigate catastrophic forgetting, the model forgets how to follow previous instructions, resulting in a BWT of -32.62 and -33.67. **Fourthly**, by employing different experts to acquire diverse knowledge and using a gate function to select suitable experts for task-solving, the MoELoRA mitigates catastrophic forgetting and achieves an MCC of 42.76 and 40.28. **Finally**, comparing the results of Type1 and Type2, we observe that Type2 is more challenging than Type1. The potential reason is that, since each task of Type2 involves a distinct instruction template, the model must learn task-specific knowledge instead of relying on some common knowledge, as in Type1. In sequential learning, this task-specific knowledge is more prone to forgetting. In addition, it is noteworthy that the forgetting induced by the gap between tasks is more critical than the forgetting induced by the gap between datasets. For example, in the Finetune baseline of Type1, the performance of ImageNet and REC drops from 96.05 to 10.25 and 31.27 to 0.83, respectively.

Comparing the results of *Instruction Following* with those of *General Knowledge* in Tab. 3, it is evident that the forgetting of general knowledge is milder than that of instruction following. This supports the hypothesis that the model primarily loses the capability to align with human intent, rather than the maintained knowledge. Additionally, the Zero-shot results indicate that the pre-trained model retains substantial knowledge but lacks the ability to produce outputs in a specific style. Furthermore, the comparison between Type2 and Type1 for general knowledge demonstrates a similar trend to the results of instruction following. This underscores the importance of having similar instruction templates for tasks of the same type to achieve better performance.

5.3 What factors affect the performance?

5.3.1 Impact of data volume

While there is ample knowledge retained in MLLMs, they require substantial instruction data for fine-tuning to enhance their ability to produce desired results in line with human intent. However, in practice, collecting high-quality data is costly. Several works [63, 64] have begun to study the impact of varying training data sizes. In this work, to further

Table 5: The results evaluating the *Instruction Following* ability about different numbers of experts are presented below.

Number	Results of Each Task								Final Results		
	ScienceQA	TextVQA	ImageNet	GQA	VizWiz	REC	VQAV2	OCR-VQA	MCC	ACC	BWT
1	82.45	49.99	96.05	56.4	55.45	31.27	62.2	57.08	32.97	28.74	-32.62
	21.26	28.74	10.25	36.78	32.45	0.83	42.5	57.08			
2	79.93	51.37	95.92	59.6	55.33	32.29	63.15	54.15	35.75	33.44	-28.03
	47.77	31.67	10.75	37.1	40.98	1.44	43.65	54.15			
4	80.35	52.21	96.25	59.62	58.05	34.47	64.4	62.73	40.24	36.94	-26.57
	65.36	40.28	11.1	37.2	34.77	0.49	43.6	62.73			
8	75.78	51.73	96.7	59.42	58.88	37.5	64.22	60.08	42.76	37.13	-25.91
	63.09	38.63	10.5	37.38	43.62	0.59	43.15	60.08			

Table 6: The results evaluating the *General Knowledge* ability about different numbers of experts are presented below.

Number	Results of Each Task								Final Results		
	ScienceQA	TextVQA	ImageNet	GQA	VizWiz	REC	VQAV2	OCR-VQA	MCC	ACC	BWT
1	89	74	98	70	57	61	68	73	65.86	62.00	-11.75
	69	71	55	60	55	52	61	73			
2	88	75	98	72	58	59	69	74	67.74	64.00	-10.13
	78	75	55	61	54	53	62	74			
4	88	76	98	72	58	60	70	75	68.75	65.25	-9.38
	83	76	55	61	56	53	63	75			
8	86	76	98	72	59	59	70	74	70.11	65.38	-8.88
	82	76	55	61	54	58	63	74			

explore the influence of the volume of instructions, we conduct experiments to delve deeper into this investigation. To generate datasets of different volumes, we randomly select samples of each dataset from our benchmark, resulting in varying training data sizes, including 10%, 20%, 40%, 60%, and 80%. The experimental results of *Instruction Following* are shown in Tab. 4. Overall, the performance of both Type1 and Type2 exhibits an initial growth followed by a subsequent decline. This is possibly due to the fact that the model acquires more knowledge with the increase in size, as evidenced by the results of fine-tuning on each task growing with the volume increasing. However, the expansion in volume leads to the overriding of old knowledge by newly acquired knowledge, resulting in increased forgetting. Moreover, the comparison between Type1 and Type2 reveals that the performance of Type2 is superior to Type1 when the dataset volume is low. This can be interpreted as, with a limited dataset volume and mild forgetting, the acquired task-specific knowledge proves more advantageous for solving individual tasks. This observation implies that under limited instruction data, it is advisable to devise a diverse template for each task to enhance overall performance.

In addition, we present the results of *General Knowledge* in the Appendix. These findings further indicate that the forgetting of general knowledge is less severe for Type2 compared to Type1. What’s more, there is marginal improvement in general knowledge, suggesting that the instruction phase primarily emphasizes acquiring the ability of instruction following to align human intent, with minimal focus on general knowledge.

5.3.2 Impact of experts number

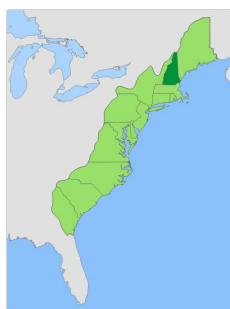
The number of experts significantly influences the model’s ability to learn diverse knowledge. It is necessary to investigate the impact of the number of experts N on the performance of MoELoRA. To this end, we conduct experiments with Type1 instruction and set N to the values of {2, 4, 8}, and report the quantitative results in Tab. 5 and Tab. 6. It is worth noting that the 1 expert in the MoELoRA method is equivalent to the vanilla LoRA fine-tuning method. Both the results of instruction following and general knowledge demonstrate a consistent improvement across all metrics when the low-rank matrices of LoRA are divided into a greater number of experts. This trend can be attributed to the fact that enhanced specialization is achieved with more experts. Each distinct expert is capable of

1. TEXTVQA AFTER OCR-VQA



User: what is written on the front of that building? Reference OCR token:M,AVAL,LOOCKYARD,BOCK,ESTA,1735,,2,LION,GATE,djakeob's.
Assistant: Sunscreen
Ground_truth: lion gate
Instruction Following: False
General Knowledge: 0

2. SCIENCEQA AFTER OCR-VQA



User: What is the name of the colony shown? A. Maryland B. New Hampshire C. Rhode Island D. Vermont. Answer with the option's letter from the given choices directly.
Assistant: New Hampshire
Ground_truth: B
Instruction Following: False
General Knowledge: 10

3. GQA AFTER OCR-VQA



User: What animals are on the dirt? Answer the question using a single word or phrase.
Assistant: Elephants
Ground_truth: Elephants
Instruction Following: True
General Knowledge: 10

4. IMAGENET AFTER OCR-VQA



User: What is the object in the image? Answer the question using a single word or phrase.
Assistant: Car.
Ground_truth: Pickup
Instruction Following: False
General Knowledge: 8

Figure 3: The illustration of test examples of MLLMs on CoIN. We show the responses given by the model and its ground truth. In addition, we plot the results about *Instruction Following* and *General Knowledge*.

focusing on diverse knowledge associated with specific tasks, effectively reducing interference from different sources of knowledge.

5.4 Example Analysis

To further understand the difference between *Instruction Following* and *General Knowledge*, we provide some examples after training on OCR-VQA in Fig. 3. In the first example, the model struggles to comprehend the content and produces an unrelated answer. Consequently, both *Instruction Following* and *General Knowledge* evaluations result in a score of 0. In the second example, we present the result from ScienceQA. The model comprehends the instruction and image, providing the correct answer "New Hampshire" instead of the intended instruction "B". Consequently, the outcome regarding *Instruction Following* for this sample is incorrect. However, in reality, the output from the model encompasses all the general knowledge necessary to solve this problem, earning a score of 10 from Language Models (LLMs). As for the third example of the GQA dataset, the output aligns with both the instruction intent and general knowledge, achieving the best result. The last example displays a result from ImageNet after training on OCR-VQA. We observed that after training on the last dataset, the model tends to give an answer "Car". While this response is considered incorrect since the ground truth answer is "Pickup", it is evident that the model has captured some knowledge contained in this sample pair. Fortunately, LLMs have analyzed the retained knowledge and output a suitable answer to indicate the degree of knowledge: 8.

6 Conclusion

This paper introduces a novel benchmark, Continual Instruction tuNing (CoIN), utilizing widely used vision-language datasets to investigate the behavior of Multimodal Large Language Models (MLLMs) during the instruction tuning phase. CoIN encompasses 10 datasets spanning 8 tasks, and two types of instruction templates are designed to transform the data into an instruction-tuning format. As MLLMs are generative models, their outputs are influenced by General Knowledge and Instruction Following. Therefore, the evaluation of MLLMs is conducted considering these two aspects. Experiments on CoIN explore the performance of MLLMs under different instruction types and data volumes. The results of these experiments show that the general knowledge maintained in MLLMs is robust for catastrophic forgetting, rather than instruction following. Based on this observation, we bring the MoELoRA into MLLMs to utilize different experts to learn the different tasks, effectively reducing catastrophic forgetting in MLLMs.

References

- [1] Jun Chen, Han Guo, Kai Yi, Boyang Li, and Mohamed Elhoseiny. Visualgpt: Data-efficient adaptation of pretrained language models for image captioning. In *CVPR*, pages 18030–18040, 2022.
- [2] Wenliang Dai, Junnan Li, Dongxu Li, Anthony Meng Huat Tiong, Junqi Zhao, Weisheng Wang, Boyang Li, Pascale Fung, and Steven C. H. Hoi. Instructblip: Towards general-purpose vision-language models with instruction tuning. *CoRR*, 2023.
- [3] Haotian Liu, Chunyuan Li, Qingyang Wu, and Yong Jae Lee. Visual instruction tuning. *NeurIPS*, 36, 2024.
- [4] Ziyi Lin, Chris Liu, Renrui Zhang, Peng Gao, Longtian Qiu, Han Xiao, Han Qiu, Chen Lin, Wenqi Shao, Keqin Chen, Jiaming Han, Siyuan Huang, Yichi Zhang, Xuming He, Hongsheng Li, and Yu Qiao. SPHINX: the joint mixing of weights, tasks, and visual embeddings for multi-modal large language models. *CoRR*, 2023.
- [5] Deyao Zhu, Jun Chen, Xiaoqian Shen, Xiang Li, and Mohamed Elhoseiny. Minigpt-4: Enhancing vision-language understanding with advanced large language models. *CoRR*, 2023.
- [6] Hugo Touvron, Thibaut Lavril, Gautier Izacard, Xavier Martinet, Marie-Anne Lachaux, Timothée Lacroix, Baptiste Rozière, Naman Goyal, Eric Hambro, Faisal Azhar, Aurélien Rodriguez, Armand Joulin, Edouard Grave, and Guillaume Lample. Llama: Open and efficient foundation language models. *CoRR*, 2023.
- [7] Jiasen Lu, Christopher Clark, Sangho Lee, Zichen Zhang, Savya Khosla, Ryan Marten, Derek Hoiem, and Aniruddha Kembhavi. Unified-io 2: Scaling autoregressive multimodal models with vision, language, audio, and action. *CoRR*, 2023.
- [8] Jonathan Schwarz, Wojciech Czarnecki, Jelena Luketina, Agnieszka Grabska-Barwinska, Yee Whye Teh, Razvan Pascanu, and Raia Hadsell. Progress & compress: A scalable framework for continual learning. In *ICML*, 2018.
- [9] Ali Ayub and Alan R. Wagner. EEC: learning to encode and regenerate images for continual learning. In *ICLR*, 2021.
- [10] Cheng Chen, Ji Zhang, Jingkuan Song, and Lianli Gao. Class gradient projection for continual learning. In *ACM MM*, 2022.
- [11] Zihan Zhang, Meng Fang, Ling Chen, and Mohammad-Reza Namazi-Rad. Citb: A benchmark for continual instruction tuning. *arXiv preprint arXiv:2310.14510*, 2023.
- [12] Xiao Wang, Yuansen Zhang, Tianze Chen, Songyang Gao, Senjie Jin, Xianjun Yang, Zhiheng Xi, Rui Zheng, Yicheng Zou, Tao Gui, et al. Trace: A comprehensive benchmark for continual learning in large language models. *arXiv preprint arXiv:2310.06762*, 2023.
- [13] Yun Luo, Zhen Yang, Fandong Meng, Yafu Li, Jie Zhou, and Yue Zhang. An empirical study of catastrophic forgetting in large language models during continual fine-tuning. *arXiv preprint arXiv:2308.08747*, 2023.
- [14] Simon Lermen, Charlie Rogers-Smith, and Jeffrey Ladish. Lora fine-tuning efficiently undoes safety training in llama 2-chat 70b. *arXiv preprint arXiv:2310.20624*, 2023.
- [15] Yuexiang Zhai, Shengbang Tong, Xiao Li, Mu Cai, Qing Qu, Yong Jae Lee, and Yi Ma. Investigating the catastrophic forgetting in multimodal large language models. *arXiv preprint arXiv:2309.10313*, 2023.
- [16] Jinghan He, Haiyun Guo, Ming Tang, and Jinqiao Wang. Continual instruction tuning for large multimodal models. *arXiv preprint arXiv:2311.16206*, 2023.
- [17] Kaiming He, Xiangyu Zhang, Shaoqing Ren, and Jian Sun. Deep residual learning for image recognition. In *CVPR*, pages 770–778, 2016.
- [18] Alex Krizhevsky, Ilya Sutskever, and Geoffrey E. Hinton. Imagenet classification with deep convolutional neural networks. In Peter L. Bartlett, Fernando C. N. Pereira, Christopher J. C. Burges, Léon Bottou, and Kilian Q. Weinberger, editors, *NeurIPS*, pages 1106–1114, 2012.
- [19] Alexey Dosovitskiy, Lucas Beyer, Alexander Kolesnikov, Dirk Weissenborn, Xiaohua Zhai, Thomas Unterthiner, Mostafa Dehghani, Matthias Minderer, Georg Heigold, Sylvain Gelly, Jakob Uszkoreit, and Neil Houlsby. An image is worth 16x16 words: Transformers for image recognition at scale. In *ICLR*, 2021.
- [20] Ze Liu, Yutong Lin, Yue Cao, Han Hu, Yixuan Wei, Zheng Zhang, Stephen Lin, and Baining Guo. Swin transformer: Hierarchical vision transformer using shifted windows. In *ICCV*, pages 9992–10002, 2021.
- [21] Noam Shazeer, Azalia Mirhoseini, Krzysztof Maziarz, Andy Davis, Quoc V. Le, Geoffrey E. Hinton, and Jeff Dean. Outrageously large neural networks: The sparsely-gated mixture-of-experts layer. In *ICLR*, 2017.
- [22] Friedemann Zenke, Ben Poole, and Surya Ganguli. Continual learning through synaptic intelligence. In *ICML*, 2017.

- [23] Rahaf Aljundi, Francesca Babiloni, Mohamed Elhoseiny, Marcus Rohrbach, and Tinne Tuytelaars. Memory aware synapses: Learning what (not) to forget. In *ECCV*, 2018.
- [24] Zhizhong Li and Derek Hoiem. Learning without forgetting. In *ECCV*, 2016.
- [25] Lucas Caccia, Rahaf Aljundi, Nader Asadi, Tinne Tuytelaars, Joelle Pineau, and Eugene Belilovsky. New insights on reducing abrupt representation change in online continual learning. In *ICLR*, 2022.
- [26] Matthew Riemer, Ignacio Cases, Robert Ajemian, Miao Liu, Irina Rish, Yuhai Tu, and Gerald Tesauero. Learning to learn without forgetting by maximizing transfer and minimizing interference. In *ICLR*, 2019.
- [27] Pietro Buzzega, Matteo Boschini, Angelo Porrello, Davide Abati, and Simone Calderara. Dark experience for general continual learning: a strong, simple baseline. In *NeurIPS*, 2020.
- [28] David Lopez-Paz and Marc’Aurelio Ranzato. Gradient episodic memory for continual learning. In *NeurIPS*, 2017.
- [29] Arslan Chaudhry, Marc’Aurelio Ranzato, Marcus Rohrbach, and Mohamed Elhoseiny. Efficient lifelong learning with A-GEM. In *ICLR*, 2019.
- [30] Mitchell Wortsman, Vivek Ramanujan, Rosanne Liu, Aniruddha Kembhavi, Mohammad Rastegari, Jason Yosinski, and Ali Farhadi. Supermasks in superposition. In *NeurIPS*, 2020.
- [31] Haeyong Kang, Rusty John Lloyd Mina, Sultan Rizky Hikmawan Madjid, Jaehong Yoon, Mark Hasegawa-Johnson, Sung Ju Hwang, and Chang D. Yoo. Forget-free continual learning with winning subnetworks. In *ICML*, 2022.
- [32] Tatsuya Konishi, Mori Kurokawa, Chihiro Ono, Zixuan Ke, Gyuhak Kim, and Bing Liu. Parameter-level soft-masking for continual learning. In *ICML*, 2023.
- [33] Arun Mallya and Svetlana Lazebnik. Packnet: Adding multiple tasks to a single network by iterative pruning. In *CVPR*, 2018.
- [34] Joan Serra, Didac Suris, Marius Miron, and Alexandros Karatzoglou. Overcoming catastrophic forgetting with hard attention to the task. In *ICML*, 2018.
- [35] Andrei A. Rusu, Neil C. Rabinowitz, Guillaume Desjardins, Hubert Soyer, James Kirkpatrick, Koray Kavukcuoglu, Razvan Pascanu, and Raia Hadsell. Progressive neural networks. *CoRR*, 2016.
- [36] Tom Veniat, Ludovic Denoyer, and Marc’Aurelio Ranzato. Efficient continual learning with modular networks and task-driven priors. In *ICLR*, 2021.
- [37] Jason Wei, Maarten Bosma, Vincent Y Zhao, Kelvin Guu, Adams Wei Yu, Brian Lester, Nan Du, Andrew M Dai, and Quoc V Le. Finetuned language models are zero-shot learners. *arXiv preprint arXiv:2109.01652*, 2021.
- [38] Hyung Won Chung, Le Hou, Shayne Longpre, Barret Zoph, Yi Tay, William Fedus, Yunxuan Li, Xuezhi Wang, Mostafa Dehghani, Siddhartha Brahma, et al. Scaling instruction-finetuned language models. *arXiv preprint arXiv:2210.11416*, 2022.
- [39] Sanh Victor, Webson Albert, Raffel Colin, Bach Stephen, Sutawika Lintang, Alyafeai Zaid, Chaffin Antoine, Stiegler Arnaud, Raja Arun, Dey Manan, et al. Multitask prompted training enables zero-shot task generalization. In *ICLR*, 2022.
- [40] Yizhong Wang, Swaroop Mishra, Pegah Alipoormolabashi, Yeganeh Kordi, Amirreza Mirzaei, Anjana Arunkumar, Arjun Ashok, Arut Selvan Dhanasekaran, Atharva Naik, David Stap, et al. Super-naturalinstructions: Generalization via declarative instructions on 1600+ nlp tasks. *arXiv preprint arXiv:2204.07705*, 2022.
- [41] Vicuna.
- [42] Or Honovich, Thomas Scialom, Omer Levy, and Timo Schick. Unnatural instructions: Tuning language models with (almost) no human labor. *arXiv preprint arXiv:2212.09689*, 2022.
- [43] Yizhong Wang, Yeganeh Kordi, Swaroop Mishra, Alisa Liu, Noah A Smith, Daniel Khashabi, and Hannaneh Hajishirzi. Self-instruct: Aligning language model with self generated instructions. *arXiv preprint arXiv:2212.10560*, 2022.
- [44] Rohan Taori, Ishaan Gulrajani, Tianyi Zhang, Yann Dubois, Xuechen Li, Carlos Guestrin, Percy Liang, and Tatsunori B Hashimoto. Stanford alpaca: An instruction-following llama model, 2023.
- [45] OpenAI. GPT-4 technical report. *CoRR*, 2023.
- [46] Dan Hendrycks, Collin Burns, Steven Basart, Andy Zou, Mantas Mazeika, Dawn Song, and Jacob Steinhardt. Measuring massive multitask language understanding. In *ICLR*, 2021.
- [47] OpenAI. Chatgpt. 2023.
- [48] Yash Goyal, Tejas Khot, Douglas Summers-Stay, Dhruv Batra, and Devi Parikh. Making the V in VQA matter: Elevating the role of image understanding in visual question answering. In *CVPR*, pages 6325–6334, 2017.

- [49] Danna Gurari, Qing Li, Abigale J. Stangl, Anhong Guo, Chi Lin, Kristen Grauman, Jiebo Luo, and Jeffrey P. Bigham. Vizwiz grand challenge: Answering visual questions from blind people. In *CVPR*, pages 3608–3617, 2018.
- [50] Pan Lu, Swaroop Mishra, Tanglin Xia, Liang Qiu, Kai-Wei Chang, Song-Chun Zhu, Oyvind Tafjord, Peter Clark, and Ashwin Kalyan. Learn to explain: Multimodal reasoning via thought chains for science question answering. In Sanmi Koyejo, S. Mohamed, A. Agarwal, Danielle Belgrave, K. Cho, and A. Oh, editors, *NeurIPS*, 2022.
- [51] Amanpreet Singh, Vivek Natarajan, Meet Shah, Yu Jiang, Xinlei Chen, Dhruv Batra, Devi Parikh, and Marcus Rohrbach. Towards VQA models that can read. In *CVPR*, pages 8317–8326, 2019.
- [52] Drew A. Hudson and Christopher D. Manning. GQA: A new dataset for real-world visual reasoning and compositional question answering. In *CVPR*, pages 6700–6709, 2019.
- [53] Anand Mishra, Shashank Shekhar, Ajeet Kumar Singh, and Anirban Chakraborty. OCR-VQA: visual question answering by reading text in images. In *ICDAR*, pages 947–952, 2019.
- [54] Jia Deng, Wei Dong, Richard Socher, Li-Jia Li, Kai Li, and Li Fei-Fei. Imagenet: A large-scale hierarchical image database. In *CVPR*, pages 248–255, 2009.
- [55] Sahar Kazemzadeh, Vicente Ordonez, Mark Matten, and Tamara L. Berg. Referitgame: Referring to objects in photographs of natural scenes. In Alessandro Moschitti, Bo Pang, and Walter Daelemans, editors, *EMNLP*, pages 787–798, 2014.
- [56] Junhua Mao, Jonathan Huang, Alexander Toshev, Oana Camburu, Alan L Yuille, and Kevin Murphy. Generation and comprehension of unambiguous object descriptions. In *CVPR*, pages 11–20, 2016.
- [57] Tsung-Yi Lin, Michael Maire, Serge Belongie, James Hays, Pietro Perona, Deva Ramanan, Piotr Dollár, and C Lawrence Zitnick. Microsoft coco: Common objects in context. In *ECCV*, pages 740–755, 2014.
- [58] Edward J Hu, Yelong Shen, Phillip Wallis, Zeyuan Allen-Zhu, Yuanzhi Li, Shean Wang, Lu Wang, and Weizhu Chen. Lora: Low-rank adaptation of large language models. *arXiv preprint arXiv:2106.09685*, 2021.
- [59] Sylvestre-Alvise Rebuffi, Alexander Kolesnikov, Georg Sperl, and Christoph H Lampert. icarl: Incremental classifier and representation learning. In *CVPR*, pages 2001–2010, 2017.
- [60] Shihan Dou, Enyu Zhou, Yan Liu, Songyang Gao, Jun Zhao, Wei Shen, Yuhao Zhou, Zhiheng Xi, Xiao Wang, Xiaoran Fan, Shiliang Pu, Jiang Zhu, Rui Zheng, Tao Gui, Qi Zhang, and Xuanjing Huang. Loramoe: Revolutionizing mixture of experts for maintaining world knowledge in language model alignment. *CoRR*, 2023.
- [61] Qidong Liu, Xian Wu, Xiangyu Zhao, Yuanshao Zhu, Derong Xu, Feng Tian, and Yefeng Zheng. Moelora: An moe-based parameter efficient fine-tuning method for multi-task medical applications. *CoRR*, 2023.
- [62] William Fedus, Barret Zoph, and Noam Shazeer. Switch transformers: Scaling to trillion parameter models with simple and efficient sparsity. *The Journal of Machine Learning Research*, pages 5232–5270, 2022.
- [63] Himanshu Gupta, Saurabh Arjun Sawant, Swaroop Mishra, Mutsumi Nakamura, Arindam Mitra, Santosh Mashetty, and Chitta Baral. Instruction tuned models are quick learners. *arXiv preprint arXiv:2306.05539*, 2023.
- [64] Teven Le Scao and Alexander M Rush. How many data points is a prompt worth? *arXiv preprint arXiv:2103.08493*, 2021.

7 Appendix

Here, we present detailed results of each experiment.

Table 7: Detailed results evaluating *Instruction Following* of LLaVA-7B LoRA with Type1 in CoIN.

Type1	ScienceQA	TextVQA	ImageNet	GQA	VizWiz	REC	VQAV2	OCR-VQA
Multitask	56.77	49.35	95.55	56.65	53.9	30.09	59.5	55.65
Zero_shot	49.91	2.88	0.33	2.08	0.90	0.00	0.68	0.17
ScienceQA	82.45							
TextVQA	31.64	49.99						
ImageNet	0.00	0.04	96.05					
GQA	4.12	18.62	6.42	56.40				
VizWiz	1.13	25.13	4.70	40.08	55.45			
REC	0.00	0.00	0.00	7.25	0.05	31.27		
VQAV2	3.60	36.83	8.43	50.18	22.77	2.49	62.2	
OCR-VQA	21.26	28.74	10.25	36.78	32.45	0.83	42.50	57.08

Table 8: Detailed results evaluating *Instruction Following* of LLaVA-7B LoRA with Type2 in CoIN.

Type2	ScienceQA	TextVQA	ImageNet	GQA	VizWiz	REC	VQAV2	OCR-VQA
Multitask	46.22	47.19	95.53	56.4	53.35	34.27	58.62	55.08
Zero_shot	49.91	3.31	1.48	3.02	0.85	0	0.68	1.05
ScienceQA	82.45							
TextVQA	38.15	50.14						
ImageNet	0.96	0.58	96.03					
GQA	13.91	15.78	5.67	55.65				
VizWiz	8.46	25.17	4.60	38.12	51.42			
REC	0.00	0.00	0.00	0.27	0.00	34.00		
VQAV2	9.10	27.58	6.62	43.92	19.10	0.03	59.17	
OCR-VQA	26.00	25.38	8.40	33.07	26.52	0.10	40.00	52.92

Table 9: Detailed results evaluating *Instruction Following* of MoELoRA which equipped with 2 experts in CoIN with Type1 instruction templates.

MoE_2	ScienceQA	TextVQA	ImageNet	GQA	VizWiz	REC	VQAV2	OCR-VQA
ScienceQA	79.93							
TextVQA	28.27	51.37						
ImageNet	8.67	0.15	95.92					
GQA	21.05	32.11	6.78	59.6				
VizWiz	17.35	32.64	5.75	42.68	55.33			
REC	0.23	0.00	0.00	8.03	0.00	32.29		
VQAV2	18.95	41.9	8.30	49.38	28.38	3.64	63.15	
OCR-VQA	47.77	31.67	10.75	37.10	40.98	1.44	43.65	54.15

Table 10: Detailed results evaluating *Instruction Following* of MoELoRA which equipped with 4 experts in CoIN with Type1 instruction templates.

MoE_4	ScienceQA	TextVQA	ImageNet	GQA	VizWiz	REC	VQAV2	OCR-VQA
ScienceQA	80.35							
TextVQA	31.05	52.21						
ImageNet	22.23	0.01	96.25					
GQA	32.37	36.24	7.58	59.62				
VizWiz	39.77	39.17	6.03	45.35	58.05			
REC	52.03	3.45	0.05	26.7	0.9	34.47		
VQAV2	23.48	48.14	7.92	51.75	29.98	0	64.4	
OCR-VQA	65.36	40.28	11.1	37.2	34.77	0.49	43.6	62.73

Table 11: Detailed results evaluating *Instruction Following* of MoELoRA which equipped with 8 experts in CoIN with Type1 instruction templates.

MoE_8	ScienceQA	TextVQA	ImageNet	GQA	VizWiz	REC	VQAV2	OCR-VQA
ScienceQA	75.78							
TextVQA	31.4	51.73						
ImageNet	40.98	13.15	96.7					
GQA	37.42	35.53	6.62	59.42				
VizWiz	47.15	41.69	5.53	45.27	58.88			
REC	59.06	13.97	0.25	32.62	30.4	37.5		
VQAV2	33.27	50.48	8.15	51.75	28.52	0.97	64.22	
OCR-VQA	63.09	38.63	10.5	37.38	43.62	0.59	43.15	60.08

Table 12: Detailed results evaluating *Instruction Following* of MoELoRA which equipped with 8 experts in CoIN with Type2 instruction templates.

MoE_8_Type2	ScienceQA	TextVQA	ImageNet	GQA	VizWiz	REC	VQAV2	OCR-VQA
ScienceQA	75.78							
TextVQA	34.47	51.8						
ImageNet	22.61	0.04	96.53					
GQA	32.37	34.04	7.05	57.95				
VizWiz	45.32	38.13	5.3	43.8	58.7			
REC	58.76	9.08	0.25	31.87	11.45	36.77		
VQAV2	33.01	48.42	7.53	49.78	32.23	1.75	64.58	
OCR-VQA	47.34	32.91	10.12	37.15	42.48	0.97	42.77	57.5

Table 13: Detailed results evaluating *Instruction Following* of Finetune with the number of 10% with Type2 instruction templates.

slim_0.1_Type2	ScienceQA	TextVQA	ImageNet	GQA	VizWiz	REC	VQAV2	OCR-VQA
ScienceQA	59.46							
TextVQA	44.49	45.68						
ImageNet	31.45	0.27	93.08					
GQA	45.31	31.48	0	36.08				
VizWiz	11.24	19.12	0	29.68	41			
REC	31.21	0.35	0	2.12	0.03	4.09		
VQAV2	15.32	35.86	0	33.05	9.95	0	33.3	
OCR-VQA	59.41	31.55	5.17	33.85	24	0.2	35.88	49.5

Table 14: Detailed results evaluating *Instruction Following* of Finetune with the number of 20% with Type2 instruction templates.

Slim_0.2_Type2	ScienceQA	TextVQA	ImageNet	GQA	VizWiz	REC	VQAV2	OCR-VQA
ScienceQA	70.05							
TextVQA	38.78	44.65						
ImageNet	9.76	2.47	94.95					
GQA	47.18	27.58	2.35	47.67				
VizWiz	4.78	11.22	3.12	29.65	45.73			
REC	15.91	0.51	0	5.6	0	7.42		
VQAV2	29.16	33.32	0	30.63	14.03	0	33.6	
OCR-VQA	50.45	30.93	5.8	32.8	21.85	2.06	35.58	45.77

Table 15: Detailed results evaluating *Instruction Following* of Finetune with the number of 40% with Type2 instruction templates.

Slim_0.4_Type2	ScienceQA	TextVQA	ImageNet	GQA	VizWiz	REC	VQAV2	OCR-VQA
ScienceQA	74.69							
TextVQA	53.17	48.22						
ImageNet	6.34	0.83	96.25					
GQA	40.24	31.84	2.25	48.08				
VizWiz	2.75	15.81	2.45	33.17	48.17			
REC	0.99	0	0	2.02	0	10.48		
VQAV2	35.03	38.64	8.15	45.75	20.1	3.9	59.15	
OCR-VQA	58.47	29.99	8.1	37.25	15.68	1.89	41.65	59.95

Table 16: Detailed results evaluating *Instruction Following* of Finetune with the number of 60% with Type2 instruction templates.

Slim_0.6_Type2	ScienceQA	TextVQA	ImageNet	GQA	VizWiz	REC	VQAV2	OCR-VQA
ScienceQA	76.63							
TextVQA	57.81	49.58						
ImageNet	0.25	0.08	96.47					
GQA	31.17	30.33	3.42	54.45				
VizWiz	8.98	26.31	6.4	35.75	51.2			
REC	0	0.00	0	0	0	14.6		
VQAV2	15.54	34.30	8.2	47.48	19.15	2.73	61.42	
OCR-VQA	49.32	33.28	10.57	36.78	15.38	3.31	42.6	62.12

Table 17: Detailed results evaluating *Instruction Following* of Finetune with the number of 80% with Type2 instruction templates.

Slim_0.8_Type2	ScienceQA	TextVQA	ImageNet	GQA	VizWiz	REC	VQAV2	OCR-VQA
ScienceQA	77.29							
TextVQA	42.3	49.38						
ImageNet	0	0.07	96.22					
GQA	27.35	29.15	4.78	52.92				
VizWiz	3.09	29.95	6.45	37.23	54.1			
REC	0	0	0	0.33	0	30.41		
VQAV2	19.76	33.91	7.2	45.85	25.98	0	61.33	
OCR-VQA	38.17	26.59	8.22	36.85	27.2	0	44.35	61.38

Table 18: Detailed results evaluating *Instruction Following* of Finetune with the number of 10% with Type1 instruction templates.

Slim_0.1_Type1	ScienceQA	TextVQA	ImageNet	GQA	VizWiz	REC	VQAV2	OCR-VQA
ScienceQA	70							
TextVQA	32.39	42.88						
ImageNet	7.05	0.11	93.45					
GQA	38	31.41	0	36.93				
VizWiz	4.64	12.9	0	29.1	43.7			
REC	13.01	0.05	0	4.92	0	3.73		
VQAV2	12.56	33.68	3.08	36.52	26.27	0	40.48	
OCR-VQA	53.71	32.62	5.38	33.5	36.98	2.85	36.77	45.62

Table 19: Detailed results evaluating *Instruction Following* of Finetune with the number of 20% with Type1 instruction templates.

Slim_0.2_Type1	ScienceQA	TextVQA	ImageNet	GQA	VizWiz	REC	VQAV2	OCR-VQA
ScienceQA	69.86							
TextVQA	23.1	46.86						
ImageNet	18.6	0.16	94.38					
GQA	20.79	35.82	0.97	44.98				
VizWiz	7.33	27.07	0.07	33.65	44.15			
REC	1.86	0.88	0	18.15	0.2	4.81		
VQAV2	23.9	30.52	0	29.62	13.97	1.73	32.55	
OCR-VQA	41.12	33.25	5.53	33.8	25.85	1.77	37.1	52.1

Table 20: Detailed results evaluating *Instruction Following* of Finetune with the number of 40% with Type1 instruction templates.

Slim_0.4_Type1	ScienceQA	TextVQA	ImageNet	GQA	VizWiz	REC	VQAV2	OCR-VQA
ScienceQA	75.33							
TextVQA	48.45	47.06						
ImageNet	0.96	0.07	94.95					
GQA	23.76	24.47	4.55	52.95				
VizWiz	0.61	17.12	5.53	38.4	50.77			
REC	0.51	0	0.03	9.95	0	10.25		
VQAV2	26.00	32.92	8.82	45.12	22.45	0	56.73	
OCR-VQA	49.96	23.6	7.22	36.12	33.05	0.09	39.2	55.33

Table 21: Detailed results evaluating *Instruction Following* of Finetune with the number of 60% with Type1 instruction templates.

Slim_0.6_Type1	ScienceQA	TextVQA	ImageNet	GQA	VizWiz	REC	VQAV2	OCR-VQA
ScienceQA	78.09							
TextVQA	43.59	47.65						
ImageNet	0.11	0.03	95.85					
GQA	9.57	21.9	5.55	55.93				
VizWiz	3.81	20.2	5.38	39.1	53.08			
REC	0	0	0	0	0	10		
VQAV2	8.63	25.5	7.83	46.48	17.2	0.68	59.17	
OCR-VQA	27.42	19.54	7.03	33.52	13.15	0.05	38.48	46.33

Table 22: Detailed results evaluating *Instruction Following* of Finetune with the number of 80% with Type1 instruction templates.

Slim_0.8_Type1	ScienceQA	TextVQA	ImageNet	GQA	VizWiz	REC	VQAV2	OCR-VQA
ScienceQA	80.02							
TextVQA	22.4	48.13						
ImageNet	0	0.01	95.45					
GQA	2.94	9.87	4.28	54				
VizWiz	0.23	25.02	4.7	37.9	49.85			
REC	0	0	0	0	0	28.33		
VQAV2	7.80	16.12	6.25	46.8	16.18	0	58.35	
OCR-VQA	11.74	16.94	8.85	32.62	35.5	0	39.67	56.67

Table 23: Detailed results evaluating *General Knowledge* of LLaVA-7B LoRA with Type1 in CoIN.

Type1	ScienceQA	TextVQA	ImageNet	GQA	VizWiz	REC	VQAV2	OCR-VQA
Multitask	77	74	98	71	56	60	69	73
Zero_shot	75	76	59	64	52	51	67	69
ScienceQA	89							
TextVQA	66	74						
ImageNet	52	51	98					
GQA	71	67	53	70				
VizWiz	52	60	53	63	57			
REC	53	59	50	54	51	61		
VQAV2	64	69	56	65	56	56	68	
OCR-VQA	69	71	55	60	55	52	61	73

Table 24: Detailed results evaluating *General Knowledge* of LLaVA-7B LoRA with Type2 in CoIN.

Type2	ScienceQA	TextVQA	ImageNet	GQA	VizWiz	REC	VQAV2	OCR-VQA
Multitask	73	74	98	71	58	61	68	75
Zero_shot	75	73	61	64	51	51	67	69
ScienceQA	89							
TextVQA	65	74						
ImageNet	58	51	98					
GQA	74	61	52	70				
VizWiz	53	60	53	63	58			
REC	52	59	51	52	51	62		
VQAV2	60	66	54	63	56	58	67	
OCR-VQA	69	71	54	59	55	52	60	73

Table 25: Detailed results evaluating *General Knowledge* of MoELoRA which equipped with 2 experts in CoIN with Type1 instruction templates.

MoE_2	ScienceQA	TextVQA	ImageNet	GQA	VizWiz	REC	VQAV2	OCR-VQA
ScienceQA	88							
TextVQA	70	75						
ImageNet	64	52	98					
GQA	77	68	53	72				
VizWiz	57	64	54	64	58			
REC	57	63	51	56	52	59		
VQAV2	65	72	56	65	56	57	69	
OCR-VQA	78	75	55	61	54	53	62	74

Table 26: Detailed results evaluating *General Knowledge* of MoELoRA which equipped with 4 experts in CoIN with Type1 instruction templates.

MoE_4	ScienceQA	TextVQA	ImageNet	GQA	VizWiz	REC	VQAV2	OCR-VQA
ScienceQA	88							
TextVQA	68	76						
ImageNet	68	52	98					
GQA	79	70	53	72				
VizWiz	60	68	54	64	58			
REC	76	65	52	58	52	60		
VQAV2	62	74	56	66	58	50	70	
OCR-VQA	83	76	55	61	56	53	63	75

Table 27: Detailed results evaluating *General Knowledge* of MoELoRA which equipped with 8 experts in CoIN with Type1 instruction templates.

MoE_8	ScienceQA	TextVQA	ImageNet	GQA	VizWiz	REC	VQAV2	OCR-VQA
ScienceQA	86							
TextVQA	71	76						
ImageNet	78	60	98					
GQA	79	70	53	72				
VizWiz	69	68	54	64	59			
REC	79	67	52	61	51	59		
VQAV2	64	75	57	67	59	60	70	
OCR-VQA	82	76	55	61	54	58	63	74

Table 28: Detailed results evaluating *General Knowledge* of MoELoRA which equipped with 8 experts in CoIN with Type2 instruction templates.

MoE_8_Type2	ScienceQA	TextVQA	ImageNet	GQA	VizWiz	REC	VQAV2	OCR-VQA
ScienceQA	86							
TextVQA	67	76						
ImageNet	68	52	98					
GQA	78	69	53	71				
VizWiz	69	67	54	64	59			
REC	79	65	52	60	51	60		
VQAV2	63	75	56	66	59	59	70	
OCR-VQA	80	76	55	61	54	57	62	74

Table 29: Detailed results evaluating *General Knowledge* of Finetune with the number of 10% with Type2 instruction templates.

slim_0.1_Type2	ScienceQA	TextVQA	ImageNet	GQA	VizWiz	REC	VQAV2	OCR-VQA
ScienceQA	77							
TextVQA	61	73						
ImageNet	63	51	96					
GQA	79	68	50	64				
VizWiz	61	56	50	60	52			
REC	65	54	50	51	50	56		
VQAV2	65	69	50	62	52	32	61	
OCR-VQA	80	72	52	59	54	38	57	69

Table 30: Detailed results evaluating *General Knowledge* of Finetune with the number of 20% with Type2 instruction templates.

Slim_0.2_Type2	ScienceQA	TextVQA	ImageNet	GQA	VizWiz	REC	VQAV2	OCR-VQA
ScienceQA	83							
TextVQA	63	74						
ImageNet	67	53	97					
GQA	78	65	51	67				
VizWiz	57	53	50	58	52			
REC	59	53	51	53	50	56		
VQAV2	62	68	50	57	51	50	56	
OCR-VQA	80	72	52	59	55	54	57	68

Table 31: Detailed results evaluating *General Knowledge* of Finetune with the number of 40% with Type2 instruction templates.

Slim_0.4_Type2	ScienceQA	TextVQA	ImageNet	GQA	VizWiz	REC	VQAV2	OCR-VQA
ScienceQA	85							
TextVQA	60	74						
ImageNet	61	52	98					
GQA	77	68	51	67				
VizWiz	51	56	50	61	53			
REC	52	53	51	51	50	58		
VQAV2	57	70	55	64	57	56	67	
OCR-VQA	80	73	54	61	56	53	60	74

Table 32: Detailed results evaluating *General Knowledge* of Finetune with the number of 60% with Type2 instruction templates.

Slim_0.6_Type2	ScienceQA	TextVQA	ImageNet	GQA	VizWiz	REC	VQAV2	OCR-VQA
ScienceQA	87							
TextVQA	59	75						
ImageNet	56	51	98					
GQA	77	68	51	71				
VizWiz	55	61	53	61	57			
REC	51	53	50	52	50	58		
VQAV2	63	68	56	64	57	55	69	
OCR-VQA	78	73	55	61	56	56	61	76

Table 33: Detailed results evaluating *General Knowledge* of Finetune with the number of 80% with Type2 instruction templates.

Slim_0.8_Type2	ScienceQA	TextVQA	ImageNet	GQA	VizWiz	REC	VQAV2	OCR-VQA
ScienceQA	87							
TextVQA	62	75						
ImageNet	51	51	98					
GQA	74	67	51	69				
VizWiz	53	64	53	61	58			
REC	52	58	50	53	51	62		
VQAV2	60	68	56	64	57	52	67	
OCR-VQA	73	72	53	60	56	54	61	75

Table 34: Detailed results evaluating *General Knowledge* of Finetune with the number of 10% with Type1 instruction templates.

Slim_0.1_Type1	ScienceQA	TextVQA	ImageNet	GQA	VizWiz	REC	VQAV2	OCR-VQA
ScienceQA	83							
TextVQA	68	73						
ImageNet	59	52	97					
GQA	80	68	50	61				
VizWiz	60	54	50	58	50			
REC	61	55	50	53	50	54		
VQAV2	67	68	50	62	52	50	62	
OCR-VQA	80	73	53	59	52	52	57	69

Table 35: Detailed results evaluating *General Knowledge* of Finetune with the number of 20% with Type1 instruction templates.

Slim_0.2_Type1	ScienceQA	TextVQA	ImageNet	GQA	VizWiz	REC	VQAV2	OCR-VQA
ScienceQA	83							
TextVQA	72	74						
ImageNet	65	51	97					
GQA	78	71	51	68				
VizWiz	62	61	50	60	52			
REC	54	56	50	56	50	54		
VQAV2	63	66	50	56	51	38	56	
OCR-VQA	78	75	52	60	56	53	58	69

Table 36: Detailed results evaluating *General Knowledge* of Finetune with the number of 40% with Type1 instruction templates.

Slim_0.4_Type1	ScienceQA	TextVQA	ImageNet	GQA	VizWiz	REC	VQAV2	OCR-VQA
ScienceQA	83							
TextVQA	72	74						
ImageNet	65	51	97					
GQA	78	71	51	68				
VizWiz	62	61	50	60	52			
REC	54	56	50	56	50	54		
VQAV2	63	66	50	56	51	38	56	
OCR-VQA	78	75	52	60	56	53	58	69

Table 37: Detailed results evaluating *General Knowledge* of Finetune with the number of 60% with Type1 instruction templates.

Slim_0.6_Type1	ScienceQA	TextVQA	ImageNet	GQA	VizWiz	REC	VQAV2	OCR-VQA
ScienceQA	87							
TextVQA	64	74						
ImageNet	54	52	98					
GQA	71	65	52	70				
VizWiz	61	58	52	63	57			
REC	52	55	50	52	50	53		
VQAV2	58	64	54	64	56	33	68	
OCR-VQA	68	71	53	59	55	49	59	69

Table 38: Detailed results evaluating *General Knowledge* of Finetune with the number of 80% with Type1 instruction templates.

Slim_0.8_Type1	ScienceQA	TextVQA	ImageNet	GQA	VizWiz	REC	VQAV2	OCR-VQA
ScienceQA	88							
TextVQA	71	75						
ImageNet	53	51	98					
GQA	72	71	52	71				
VizWiz	51	62	52	64	58			
REC	54	63	51	55	52	58		
VQAV2	66	77	54	66	57	27	69	
OCR-VQA	66	69	54	59	53	49	59	69