

DeliGrasp: Inferring Object Properties with LLMs for Adaptive Grasp Policies

William Xie, Maria Valentini, Jensen Lavinger, Nikolaus Correll*

Abstract: Large language models (LLMs) can provide rich physical descriptions of most worldly objects, allowing robots to achieve more informed and capable grasping. We leverage LLMs’ common sense physical reasoning and code-writing abilities to infer an object’s physical characteristics—mass m , friction coefficient μ , and spring constant k —from a semantic description, and then translate those characteristics into an executable adaptive grasp policy. Using a two-finger gripper with a built-in depth camera that can control its torque by limiting motor current, we demonstrate that LLM-parameterized but first-principles grasp policies outperform both traditional adaptive grasp policies and direct LLM-as-code policies on a custom benchmark of 12 delicate and deformable items including food, produce, toys, and other everyday items, spanning two orders of magnitude in mass and required pick-up force. We then improve property estimation and grasp performance on variable size objects with model finetuning on property-based comparisons and eliciting such comparisons via chain-of-thought prompting. We also demonstrate how compliance feedback from DeliGrasp policies can aid in downstream tasks such as measuring produce ripeness. Our code and videos are available at: <https://deligrasp.github.io/>

Keywords: Large language model, contact-rich manipulation, adaptive grasping

1 Introduction

Large language models (LLMs) are able to supervise robot control and learning in manipulation from high-level step-by-step task planning [1, 2, 3] to low-level motion planning [4, 5]. LLMs additionally aid in robot manipulation via understanding a given object’s semantic properties and delineating appropriate grasp positions conditioned on those semantic affordances [6, 7, 8].

These works usually assume that the acts of “picking” and “placing” are straightforward tasks. This is not the case for contact-rich manipulation, in which LLM-supervised methods [9, 10, 11] still do not account for force-adaptive tasks like grasping a paper airplane or ripe fruits and vegetables and are prone to damaging such objects. Algorithmic methods for grasping delicate objects [12, 13, 14] require custom hardware and are tested on a limited set of items. LLMs provide an opportunity to leverage their common-sense physical reasoning [15] to produce grasp skills which are both force-adaptive and for the open-world. This is particularly important for semi-structured environments like supermarkets that are subject to a constantly rotating stock or dealing with loose food items such as fruits, vegetables, and pastries that come in a large variety of changing shapes. Yet, LLMs trained on public data are unlikely to contain information on every possible object, in particular when considering specialty domains such as warehouse picking [16] or industrial assembly [17] that often include bespoke parts.

We propose DeliGrasp, an extension of LLM-supervised robot learning to contact-rich manipulation. We posit that LLMs can infer the physical characteristics of any arbitrary gripper-object interaction, including mass, spring constant, and friction. We formulate an adaptive grasp controller with

*¹All authors are with the University of Colorado at Boulder, Boulder, CO. Corresponding email: wixi6454@colorado.edu

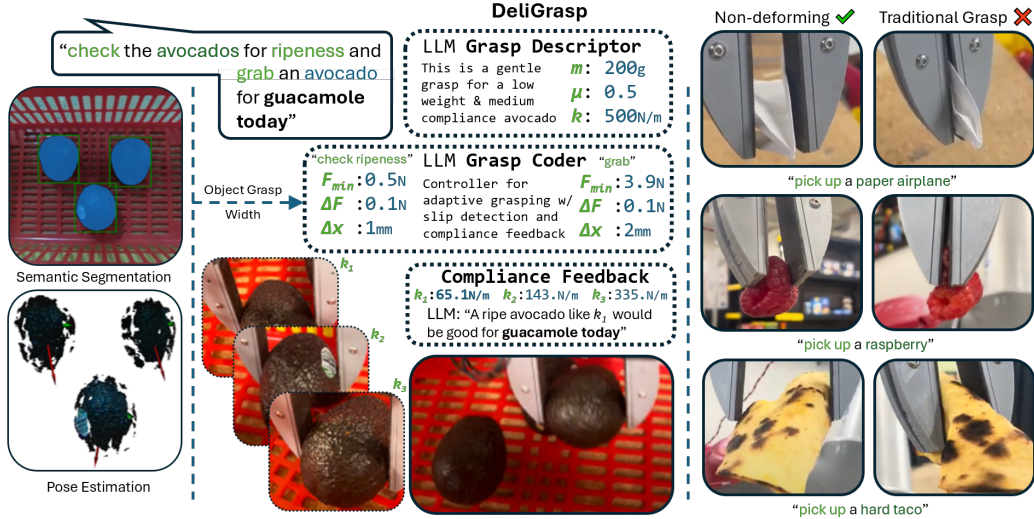


Figure 1: Large language models (LLMs) have rich physical knowledge about worldly objects, but cannot directly reason robot grasps for them. Paired with open-world localization and pose estimation (left), our method (middle), queries LLMs for the salient physical characteristics of mass, friction, and compliance as the basis for an adaptive grasp controller. *DeliGrasp* policies successfully grasp delicate and deformable objects (right). These policies also produce compliance feedback as measured spring constants, which we leverage for downstream tasks like picking ripe produce (middle). Fine-tuning on this feedback expands LLM knowledge to bespoke objects.

slip detection derived from the inferred characteristics, endowing LLMs embodied with any force-controllable gripper with adaptive, open-world grasp skills for objects spanning a range of weight, size, fragility, and compliance. We also compare *DeliGrasp* against traditional adaptive grasp algorithms, as well as demonstrate how object knowledge can be augmented by finetuning the LLM using property-based comparisons.

We pair *DeliGrasp* with an open-world localization pipeline which, given an “object description,” identifies the object and an initial grasp position. The same “object description” and associated “grasp verb” are the inputs to *DeliGrasp*, which produces executable Python code controlling a gripper’s compliance, force, and aperture as a complete grasp policy for the given description.

By conducting robotic grasping experiments on 12 different objects, we show that *DeliGrasp* performs successful, minimally-damaging grasps on a custom benchmark of delicate objects which traditional adaptive grasping methods are not capable of. We then improve property estimation and grasp performance using the PhysObjects dataset [11] as well as by eliciting explicit comparisons with chain-of-thought prompting (CoT) [18]. In addition to leading to more robust grasps, we also show how LLMs can leverage compliance feedback from *DeliGrasp* policies in downstream tasks like picking ripe produce.

2 Related Work

LLMs, equipped with an internet-scale amount of common sense information and logical and physical reasoning [18], are able to comprehend high-level task knowledge, physical context, and robot affordances. For task and motion planning, LLMs can generate navigation and pick-and-place instructions to complete complex and novel tasks [1]. LLM code-writing further augments robot capabilities with closed-loop control [2], new skill generation [3], and translating language to robot parameters for low-level dynamic control [4]. For semantically-afforded grasping, LLMs, in conjunction with other learning methods [8, 19], can identify appropriate grasp locations [6, 7, 20].

For contact-rich manipulation, LLMs have been finetuned on [9, 21] to learn relative object properties such as mass or fragility, but are extensible to low-level control [11]. They have also been prompted with environmental and object properties [10] to parameterize force constraints for robot

motion, but not gripper-object interaction. No methods, however, address both the semantics and dynamics requisite for delicate grasping of a broad variety of objects. In comparison, our method utilizes LLMs to estimate object physical properties, which such models are more abundantly pre-trained on than code, reward functions, or other niche robot control domains. These estimates are then paired with an underlying algorithmic grasp controller. LLM property estimation, as an approximation of privileged expert knowledge, provides two advantages: simplification of our underlying adaptive grasp controller relative to classical methods, which rely on in-motion slip detection for adaptive grasping and clarity of the low-level controller such that it is human-interpretable and predictable.

Grasping delicate objects can be achieved with hardware, such as relying on the compliance of soft grippers, but these end-effectors still require semantic information for control if these grippers must grasp both lightweight and heavy objects [22]. In this paper, we adopt a control algorithm that relies on interaction force measurements from a rigid gripper similar to [12, 13, 23, 24] for minimally deforming grasps and for measuring spring constants [25]. Where these adaptive grasping methods are hardware-specific, ours can be adapted to any force-controllable end-effector, and LLM-estimated object properties reduce controller complexity by approximating privileged information.

For testing, the YCB [26] and RoboCup@Home [27] datasets include some fragile and deformable objects, but there does not exist a dataset focusing on delicate objects with defined failure modes. By combining (1) LLM estimates of object properties to parameterize for robust and damage-free grasping of delicate objects and (2) an algorithmic adaptive grasp controller, our method is able to generalize across many objects and produce uniform grasping feedback which can further inform the controller, LLM, or user.

3 Methods

We source delicate objects for our dataset primarily from supermarkets, kitchens, and food pantries, shown in Figure 2c and describe object mass and object-specific thresholds for unsuccessful, “deforming” grasps in Table 1, shown in Figure 2a. For objects with empty entries in the “Input Phrase” column, we do not modify or add descriptions beyond the name of the object.

Table 1: Delicate and Deformable Object Properties

ID	Object	Width (mm)	Mass (g)	F_{min} (N)	“Object Description” Input to LLM & VLM	Invalidating Deformation
1	Paper Airplane	20	0.8	0.02	—	crumples
2	Cup (empty)	75	3.6	0.11	“empty paper cup”	crumples, creased
3	Dried Yuba	30	5.5	0.16	“yuba (dried tofu skin)”	cracks, shatters
4	Raspberry	20	6	0.18	—	juices, torn
5	Hard Taco	65	15	0.44	“hard-shell tortilla”	cracks, broken
6	Mandarin	50	56	1.65	—	inelastic deform
7	Stuffed Toy	28	74	2.18	“tail of a stuffed animal”	inelastic deform
8	Cup (water)	75	106	3.12	“paper cup filled with water”	spillage
9	Bag (noodles)	90	191	5.62	“bag containing noodles”	cracks
10	Avocado	60	204	6.00	—	inelastic deform
11	Spray Bottle	50	250	7.36	“bottle filled with water”	spillage
12	Bag (rice)	80	900	26.49	“bag of rice”	N/A

The delicate and deformable objects used for evaluation span from 0.8 to 900g and from soft produce to rigid plastic, and they are commonly grasped in real-world environments like homes, grocery stores, and kitchens. We measure object width, mass, and approximate minimum grasping force, F_{min} . “Object Description” inputs are paired with a grasp verb, “pick,” to DeliGrasp prompts to generate property estimates and grasp policies. We also qualify what kind of damage or “invalidating deformation” renders a grasp a failure.

Our pipeline takes as input a an “object description”, as described in Table 1, and a “grasp verb,” which for the delicate object dataset evaluation is uniformly “pick.” Our perception method, adapted from [6], takes the “object description” and semantically segments the object from an RGB-D image with OWL-ViT [28] and “Segment Anything” [29]. We crop the corresponding depth image with

the generated mask, produce a point cloud object representing the segmented object, and perform Principal Component Analysis to compute a grasp pose that is aligned with the first three principal axes as well as a minimum object grasp width[30], an example is shown in Figure 1, left.

We then prompt the LLM to define and generate grasps with a dual-prompt structure similar to that of Language to Rewards [4], with an initial grasp “descriptor” or “thinker” prompt which produces a structured description, which the subsequent “coder” prompt translates into an executable Python grasp policy that modulates gripper compliance, force, and aperture according to Algorithm 1. See Appendix A.3 and A.4 for the full prompts. To execute grasp policies, we use a UR5 robot arm with the open-source MAGPIE gripper [31] and implement current-draw derived force control, from a range of 0.15 N to 16 N (default output force is 4 N). Our experimental setup is shown in Fig. 2bA. We manually score grasp failures according to whether the object slipped or if the damage experienced matches the “invalidating deformation” criterion put forward in 1.

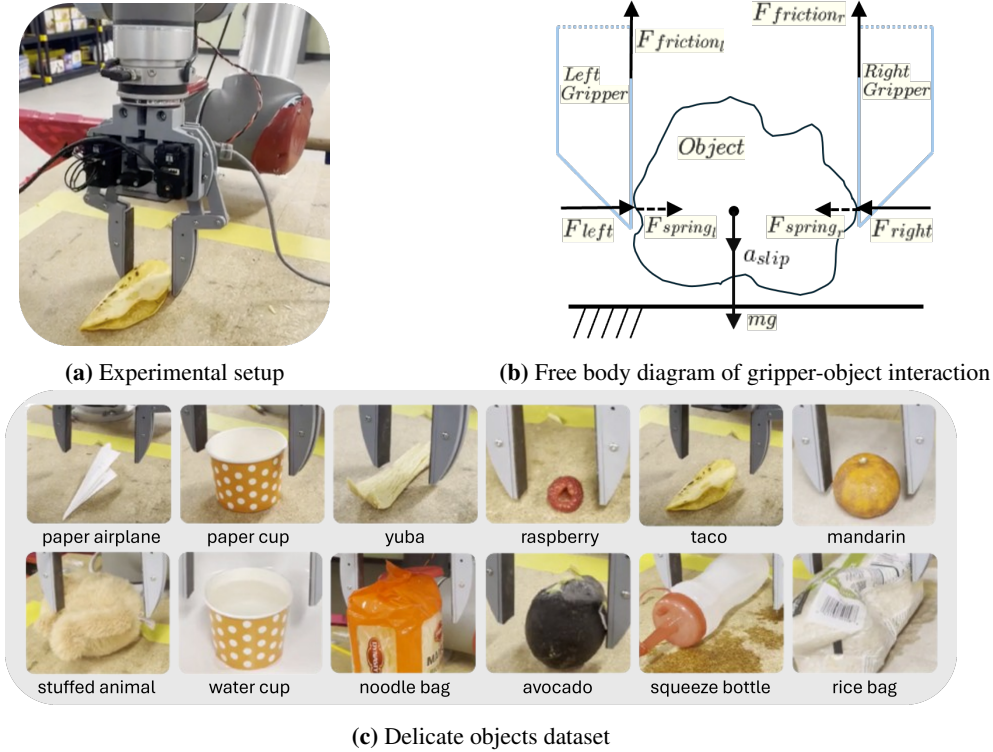


Figure 3: A. Our experimental setup with a tabletop UR5 robot arm equipped with the MAGPIE Gripper [31] B. Free body diagram describing gripper interactions with an object at rest, adapted from [12] C. The delicate objects dataset ranging from 2-900g and various material properties.

3.1 Grasp Force Modeling

Fig. 2b shows the interaction between our gripper and an arbitrary object with mass m and spring constant (compliance) k . The gripper exerts a composite applied gripper force $F_a = F_{left} + F_{right}$ that leads to a frictional force $F_f = \mu F_a$, where μ is the Coulomb friction coefficient between the gripper and object [30] that counteracts the force of gravity mg (g is the gravitational constant). For compliant objects, approximated as ideal springs, we can additionally describe the left and right gripper forces $F_{l,r} = F_{spring_{l,r}} = kx_{l,r}$, where x is the compression of the grasped object.

Typically, object slip within a gripper is detected when after the gripper grasps an object at rest, the gripper begins some upward acceleration a_{lift} , and an object begins slipping with some downward acceleration a_{slip} . Increasing F_a to account for ma_{lift} yields an adaptive minimum applied grasp

force F_{min} which prevents slip and is minimally deforming [23]: $F_{min} = \frac{m(g+a_{lift})}{\mu}$ Conversely, when an object is slipping with a_{slip} , the applied force $F_{a_{slip}} = \frac{m(g-a_{slip})}{\mu}$ [12].

When $a_{lift,slip}$ are 0 and the gripper and object are at static equilibrium, $F_{min} = \frac{mg}{\mu}$. F_{min} can then be arranged in relation to these quantities, where m^*, μ^* are LLM-estimated terms approximating ground truth measurements.:

$$F_{a_{slip}} < \frac{mg}{\mu} = F_{min} \leq F_{min,LLM} = \frac{m^*g}{\mu^*} \quad (1)$$

For the delicate objects dataset, we estimate a minimum applied grasping force $F_{min} = \frac{mg}{\mu}$ with a conservative, uniform Coulomb friction coefficient of $\mu = 0.33$, used to compute F_{min} in Table 1.

3.2 Delicate Grasping

Mass and friction, m and μ , which determine successful grasp forces, as well as spring constant k , are unknown values. Suppose then that a highly capable reasoning agent can reliably determine values of said m, μ , thereby approximating F_{min} , and k . These values form the basis of our force-adaptive algorithm for non-slipping, minimally deforming grasping of delicate objects.

Given a gripper driven by a force-controlled servo motor, implemented via current control in our case, we define a closed-loop force controller: starting from an estimated target aperture that corresponds to the estimated object’s width w from RGB-D data, we increase the gripper output force F_{out} and decrease gripper aperture x until sensing a contact force F_c greater than the target F_{min} [24]. To determine the gain terms, ΔF_{out} and Δx , i.e. how fast we close the gripper and ratchet up force, the controller uses the agent-determined k and Δx ; we change F_{out} by $c \cdot k\Delta x$, where $c = 0.1$ is a dampening constant. We describe the controller in Algorithm 1.

Algorithm 1 Adaptive Grasping for Minimal Deformation

```

 $F_c = \text{SetGripper}(x = w, 0)$ 
while  $F_c \leq F_{min}$  do
     $F_{out} += c \cdot k\Delta x$ 
     $x -= \Delta x$ 
 $F_c = \text{SetGripper}(x, F_{out})$ 

```

We query an LLM (GPT-4) for these quantities once to formulate grasp policies. Accurate predictions remove the need for parameter tuning [24] and additional gripper sensors [12, 14]. By default, we instruct the LLM to compute $F_{min} = \frac{mg}{\mu}$ and we do not account for a_{lift} , choosing to err closer to object slip than deformation. However, we also provide the LLM with agency to deviate from the default F_{min} depending on the “grasp verb” provided.

On average ($n=30$), generating one DeliGrasp policy with GPT-4 takes 9.98s (3.03s for 1x ‘Thinker’ prompt query, and 6.65s for 1x ‘Coder’ prompt query). DeliGrasp policies take on average 4.13s to execute (Appendix A.1). Total grasp time sums to, on average, 14.11s, compared to approximately 0.5s for a force-limited grasp, or 1.7s for a classical adaptive grasp [13].

3.3 Improving Property Estimation

To demonstrate how LLM-knowledge can be improved and potentially include bespoke objects, we finetune GPT-3.5-Turbo on 6000 captions of PhysObjects images [11], each describing two objects, their materials, and their relative fragility, deformability, and mass. The dataset captures 276 unique common household objects, with which the delicate objects dataset shares only the mandarin and plastic bottle. Each text caption is adapted to a pair-wise relative Q&A conversations across these physical concepts concepts, following the structure: *Q*: Which {has more mass, is more fragile, is more deformable}, *material*₁ *object*₁ or *material*₂ *object*₂? and *A*: A *material object* {has more mass, is more fragile, is more deformable}.

We also augment the grasp “descriptor” or “thinker” prompt with CoT prompting [18], paired with finetuned and non-finetuned models, to elicit a series of quantitative comparisons of mass: objects

that are 1) lighter and 2) heavier, the mass of a 3) typical object of the category being grasped, and the mass of the 4) user-described object relative to the typical object (see Appendix A.5 for the full CoT prompt), thereby producing explicit bounds on the object mass. When evaluating mass estimates from finetuned and/or CoT-prompted models for atypical objects, we query the model 10 times for the mode of estimates (minimum 5) as mass estimates are more varied. We execute these queries in parallel, which is a little bit slower than querying an LLM just once, as the final requests are rate-limited and slower to complete, taking on average 3.73s ($n=30$).

3.4 Classical Adaptive Grasping Baselines

We evaluate DeliGrasp against four classical adaptive grasping baselines, two for each strategy: “In Place” and “In Motion.” “In Place” grasping closes the gripper around an object at rest until a measured contact force of 2N or 10N, adapted from [24]. The “In Motion” strategy, adapted from [12, 13], closes around an object at rest until a contact force of 1.5N or 0.5N and then moves upward at approximately 10 mm/s for 5 seconds. During this upward motion, the “In Motion” strategy performs closed-loop adaptive grasping at approximately 80Hz, increasing applied gripper force and velocity proportional to measured slip force.

We first validate these baseline methods on the evaluated objects from their respective studies, spanning a potato chip, tomato, and paper cup (2g to 150g) for “In Place” grasping and an empty styrofoam cup, filled styrofoam cup, empty plastic water bottle, filled plastic water bottle, and filled cereal box (68g to 384g) for “In Motion” grasping. For the “In Motion” strategies, we tune a separate set of applied force gain and velocity gain for the 0.5N and 1.5N contact force strategies. The 0.5N strategy has more aggressive gain terms than the 1.5N strategy, and our current-draw based force sensing used in “In Motion” adaptive grasping is much lower resolution and frequency than dedicated force sensing resistors and slip sensors used in the original baselines.

We note that the “In Motion” strategy, in various implementations, requires, in addition to a custom sensor configuration across force, contact, slip, and/or pressure, expert tuning of controller parameters. DeliGrasp requires no sensing beyond the gripper motor(s) current draw and no parameter tuning. Perhaps the even larger obstacle is that such strategies require motion to execute, limiting efficacy on certain geometries and inducing slip uncertainty in a majority of grasps, whereas ours executes entirely in-place and is equally effective across object types.

4 Experiments

We benchmark DeliGrasp (*DG*) against five grasp policies: in-place adaptive grasping with 2N and 10N grasp force thresholds, in-motion adaptive grasping with 0.5N and 1.5N initial force, closing the gripper fully or until it is output force limited (F.L.), closing the gripper to the visual width of the object determined by our perception method, and an ablated DeliGrasp-Direct policy (*DG-D*) which directly generates F_{min} , ΔF_{out} , and Δx without first reasoning about an object’s physical properties. We also benchmark two additional DeliGrasp configurations: one with PhysObjects finetuning (*DG-FT*) and one with PhysObjects finetuning and chain-of-thought prompting (*DG-FT-COT*). We employ each grasp policy 10 times with objects placed randomly within a 30 x 45 cm bounding area on a table, and do not record attempts which receive faulty poses from perception. Quantitative results are shown in Figure 2. Figure 5 shows actual grasps of an empty paper cup and the same paper cup filled with water as well as the LLM-generated code.

The base DeliGrasp model (80%), finetuned model (76.7%), finetuned model with CoT prompting (75.0%), and ablated DeliGrasp Direct prompt (70.0%) all perform successful, minimally-deforming grasps that the other baselines are not capable of on objects like the paper airplane and raspberry. DeliGrasp dominates hardware-limited (28.3%) and vision-only grasps (29.2%) in 8 out of 12 objects, and is better or on par in 10 out of 12 objects. The “In Place” strategy completes 32.5% (2N) and 31.7% (10N) of grasps successfully. The “In Motion” strategy completes 55.0% (0.5N) and 50.8% (1.5N) of grasps successfully. Per-item performance is shown in Table 2 and full DeliGrasp policy outputs are provided in Appendix A.1.

Table 2: Successful Minimally Deforming Grasps on Delicate and Deformable Objects (*10 trials per object*)

ID	Object	DG	DG-FT	DG-FT CoT	DG-D	In Place 10N	In Place 2N	In Motion 1.5	In Motion 0.5N	Visual	F.L.
1	Paper Airplane	10	10	10	10	0	0	2	8	0	0
2	Cup (empty)	10	10	10	10	0	5	3	10	10	0
3	Dried Yuba	9	10	8	7	0	3	6	10	3	0
4	Raspberry	9	10	10	8	0	0	0	0	0	0
5	Hard Taco	9	6	7	7	0	7	6	10	5	0
6	Mandarin	10	10	10	10	10	10	10	10	10	10
7	Stuffed Toy	7	6	7	8	10	10	10	10	0	10
8	Cup (water)	10	10	10	8	0	4	7	6	3	4
9	Bag (noodles)	7	4	5	4	8	0	9	0	0	5
10	Avocado	9	10	8	7	8	0	5	2	4	0
11	Spray Bottle	6	6	5	5	2	0	3	0	0	3
12	Bag (rice)	0	0	0	0	0	0	0	0	0	2
Success (%)		80.0	76.7	75.0	70.0	31.7	32.5	50.8	55.0	29.2	28.3

Number of successful, non-damaging grasps across grasping strategies (columns) on the delicate object evaluation set (rows). First, we compare four DeliGrasp variants: **DG** using a non-finetuned model (80.0%), **DG-FT** using the finetuned model with improved mass estimates (76.7%), **DG-FT-CoT** using the finetuned model with improved mass estimates and additional chain-of-thought prompting to elicit PhysObjects-like reasoning (75.0%), and **DG-D** using an ablated approach that skips the first-principle model and estimates algorithmic parameters directly (70%). The four variants are comparatively similar in performance, though DG-D deforms objects slightly more than the others due to higher estimated grasping force. We compare against four classical adaptive grasping baselines of two strategies: **In Place** adaptive grasping until a threshold contact force of 2N (31.7%) and 10N (32.5%) and **In Motion** adaptive grasping by increasing applied force proportional to measured slip, starting with an initial contact force of 1.5N (50.8%) and 0.5N (55.0%). These classical methods are not able to generalize to the full delicate objects dataset and require expert hand-tuning of controller parameters. The two naive baselines are **Visual**, which closes the gripper to the estimated width (29.2%) and **F.L.**, which closes the gripper to its maximal force, 16N (28.3%).

We look closely at failure modes to better understand the performance of each policy. Given two bounds of failure—*slip* grasps and *deforming* grasps—we observe that, categorically, force-limited grasps *deform* and vision-only grasps *slip*. Force-limited grasps succeed only with robust, compliant objects. Vision-only grasps succeed when the objects are relatively stiff, but slight deviations in grasp position alter the grasp width and contact area, leading to failures with the taco, yuba, water cup, and avocado.

Qualitatively, the different “In Place” strategies are moderately successful on opposite ends of the evaluation set. The 2N strategy still performs invalidating deformation on the lighter objects (paper plane, empty cup, yuba, raspberry) and is not forceful enough for the heavier objects. The 10N strategy deforms lighter objects and delicate heavier objects like the cup of water and the avocado.

The “In Motion” strategies are more performant, but we observe the same performance trends between the 0.5N (more successful on lighter objects) and 1.5N strategies (more successful on heavier objects). We observe that both 0.5N and 1.5N strategies perform slip failures on small and dense objects, such as the avocado or squeeze bottle, due to low surface area of purchase and large measured slip force, and thus the closed-loop controller is not responsive enough to secure the object. Inversely, the controllers are relatively aggressive on lighter or otherwise delicate objects, leading to deformation on the paper plane, water cup, and avocado. We conclude that it is the LLM’s common sense reasoning that enables such a dynamic grasping range in object mass and stiffness.

We note that both classical adaptive grasping methods deform (crush is a more accurate verb) the raspberry. Raspberries and other such objects are low-density, soft, and rough, requiring precise and “delicate” grasping force. The 0.5N “In Motion” strategy applies a low initial force with slight deformation but crushes the raspberry during closed-loop control due to its aggressive gain terms. DeliGrasp performs the same or better than DeliGrasp Direct in 10 out of 11 cases. DeliGrasp typically overestimates F_{min} terms (individual estimates in Table 3) but primarily *slips* and performs only three *deforming* grasps, all of which are minor, but sufficiently damaging, occurring once each

Model Type	DG 4	DG 3.5	DG CoT 3.5	DG FT 3.5	DG FT CoT 3.5	DG CoT 4
Mass Overestimation Factor	2.52	1.82	1.51	2.30	1.35	1.82

(a) Ratio of mass overestimation ratio for base Model, PhysObject-finetuned models, and models with additional chain-of-thought prompting

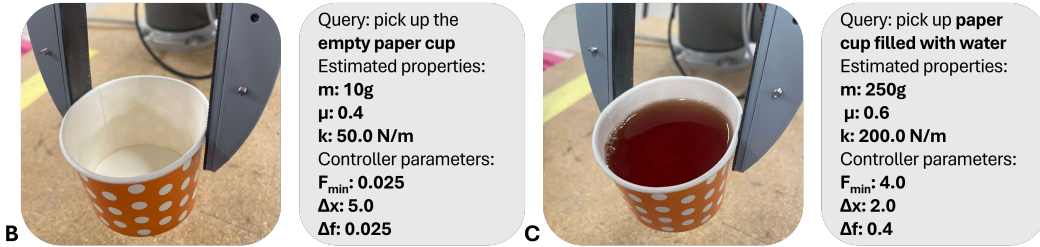


Figure 5: (A) We compare mass estimates (row) across different LLMs and prompting strategies (columns), including the base DeliGrasp “Thinker” prompt with GPT-4 (DG 4) and GPT-3.5-Turbo (DG 3.5), GPT-3.5-Turbo finetuned on the PhysObjects dataset (DG FT 3.5), GPT-4 and GPT-3.5-Turbo without finetuning but with chain-of-thought (CoT) physical reasoning prompting, (DG CoT 4 and DG CoT 3.5), and GPT-3.5-Turbo with finetuning and CoT prompting (DG FT CoT 3.5). We observe that both finetuning and CoT prompting improve mass estimates, and that the methods together yield the most improved estimates. We also show how semantic modifiers such as an “empty paper cup” (B) and “paper cup filled with water” (C) result in drastically different estimates on weight (25x) and other meta parameters.

time with the yuba, raspberry, taco. For each of those items, the ablated $DG-D$ estimates a higher F_{min} and *deforms* the same items at a higher rate, though also with minor deformations. Conversely, the ablated $DG-D$ estimates a lower F_{min} than DeliGrasp for the cup of water, bag of noodles, avocado, and resulting grasps *slip* more. Both policies *slip* at high rates on the stuffed animal (grasped by the tail), spray bottle, bag of noodles, and bag of rice. These objects are non-linearly and/or very compliant and high volume, exerting lever forces on the gripper that likely exceed F_{min} .

DeliGrasp on average overestimates object mass by a factor of 2.5, and underestimates mass only for one object (Appendix A.1). DeliGrasp overestimates F_{min} by a factor of 1.95, whereas $DG-D$, which performs additional invalidating deformations, overestimates F_{min} by a factor of 2.55. Since mass, a common quantity, is more accurately estimated by an LLM, resulting adaptive grasp policies parameterized from mass are more robust than policies directly parameterized by an LLM with more erroneous predictions.

Figure 5 shows that mass overestimation can be reduced by employing chain-of-thought reasoning (reduction to factor of 1.82), where the LLM is prompted to explicitly relate its mass estimate to that of other objects, or by fine-tuning GPT-3.5 on the PhysObjects dataset (reduction to factor of 2.30), or a combination of both methods (reduction to factor of 1.35), with per-item analysis in 3. Though the finetuned model and finetuned model with CoT prompting, $DG FT$ and $DG FT COT$, performed similarly successful grasps to the base DeliGrasp model and prompt, they produced more accurate, but lower mass, and thus F estimates for the bag of noodles and hard-shelled taco, explaining why resulting policies in 3 have more slip failures. In addition to leading to more faithful force estimates, this also creates an opportunity to extend DeliGrasp to changing inventories or bespoke items in an industrial application.

4.1 Grasping Atypical Objects

Since the baseline DeliGrasp prompt policies are performant with overestimated mass, we record grasp performance by querying complex and atypical objects, such as a “larger avocado” (307 g), a wet sponge (92.0 g), a crochet yarn lily flower (26.5 g), and a 10in length of old-growth 2x4 (925 g), and record 10 grasps per configuration (Table 4). We compare across different DeliGrasp configurations—the original DeliGrasp prompt with GPT-4-Turbo, the original prompt with the finetuned GPT-3.5-Turbo model, the CoT prompt with GPT-4-Turbo, and the CoT prompt with the finetuned model. We observe that pairing the fine-tuned model with CoT prompting fully leveraged

Table 3: DeliGrasp Model Comparisons of Estimated F_{min} and m

Ground Truth ID Object Name	DG			DG D				DG FT				DG FT CoT							
	F (N)	m (g)	k (N/m)	F (N)	F Err.	m (g)	m Err.	μ (N/m)	k (N/m)	F (N)	F Err.	F (N)	F Err.	m (g)	m Err.	F (N)	F Err.	m (g)	m Err.
1 Paper Airplane	0.02	0.8	184.9	0.10	4.00	5	6.25	0.5	20	0.15	6.50	0.10	3.91	5	6.25	0.02	0.02	1	1.25
2 Cup (empty)	0.11	3.6	389.8	0.25	1.27	10	2.78	0.4	50	0.5	3.55	0.25	1.23	10	2.78	0.12	0.11	5	1.39
3 Dried Yuba	0.16	5.5	157.7	0.39	1.44	20	3.64	0.5	200	0.5	2.13	0.39	1.45	20	3.64	0.20	0.23	10	1.82
4 Raspberry	0.18	6	61.0	0.06	0.67	5	1.17	0.8	50	0.2	0.11	0.25	0.36	20	3.33	0.06	0.66	5	1.17
5 Hard Taco	0.44	15	188.4	0.98	1.23	50	3.33	0.5	1000	1.5	2.41	0.20	0.55	10	1.33	0.20	0.55	10	1.33
6 Mandarin	1.65	56	151.8	1.88	0.14	150	2.68	0.8	500	1.25	0.24	1.84	0.11	150	2.68	0.61	0.63	50	1.11
7 Stuffed Toy	2.18	74	192.8	0.61	0.72	50	1.32	0.8	100	1.5	0.31	0.61	0.72	50	1.32	0.25	0.89	20	1.73
8 Cup (water)	3.12	106	373.2	4.08	0.31	250	2.36	0.6	200	3	0.04	3.27	0.05	200	1.89	2.45	0.21	150	1.42
9 Bag (noodles)	5.62	191	4324.	12.3	1.19	500	2.62	0.4	300	4	0.29	4.91	0.13	200	1.05	4.91	0.13	200	1.05
10 Avocado	6.00	204	298.7	3.92	0.35	200	1.02	0.5	500	1	0.83	3.92	0.35	200	1.02	3.92	0.35	200	1.02
11 Spray Bottle	7.36	250	1383.	12.2	0.66	500	2.00	0.4	150	5	0.32	7.36	0.00	300	1.20	11.0	0.50	450	1.80
12 Bag (rice)	26.5	900	6192.	19.6	0.22	1000	1.11	0.5	200	8	0.70	19.6	0.26	1000	1.11	19.6	0.26	1000	1.11

We record LLM estimates for F , the minimum grasping force, the relative error F *Err.*, mass m , and ratio of mass overestimation m *Err.* for 5 different DeliGrasp strategies: *DG* with the default model without finetuning, the ablated *DGD* which directly estimates F , *DG FT* with the model finetuned on the PhysObjects dataset, and *DG FT CoT* for the finetuned model with additional chain-of-thought prompting to elicit PhysObjects-like comparisons. We use the same μ and k values across models to isolate the effect of mass estimates on grasping. Lower mass, and thus F estimates for *DG FT DG FT CoT* for the bag of noodles and hard-shelled taco explain why resulting policies in 3 have more slip failures.

Table 4: Model comparison of mass estimates and grasping success for a typical (143g) and large (306g) avocado

Model	DG	DG	DG	DG
	FT	CoT	FT	CoT
Larger Avocado				
m (g)	200	200	250	300
Success	20%	10%	80%	100%
Wet Sponge				
m (g)	20	50	200	75
Success	0%	30%	0%	90%
Crochet Yarn Flower				
m (g)	10	5	5	29
Success	0%	0%	0%	100%
Old Growth 2x4				
m (g)	450	450	780	1000
Success	0%	0%	100%	100%

We compare grasp performance from four DeliGrasp configurations, the original DeliGrasp prompt with GPT-4-Turbo (DG), the original prompt with the finetuned GPT-3.5-Turbo model (DG FT), the CoT prompt with GPT-4-Turbo (DG CoT), and the CoT prompt with the finetuned model (DG FT CoT), on atypical objects such as a large avocado, a wet sponge, a crochet yarn flower, and old-growth 2x4 lumber. We observe that finetuning, paired with CoT prompting, enables semantically appropriate mass estimates for complex and/or atypical objects.

PhysObjects-like physical reasoning and produced successful grasp policies from an initial descriptive query, due to more accurate initial mass estimates.

The finetuned model with CoT prompting are able to grasp each object, due to more accurate mass estimates resulting from more correct CoT-prompted bounds on object mass. The other methods cause majority slip failures for the larger avocado, the crochet flower, and lumber due to an unchanged mass estimate. For the wet sponge, the other models both overestimate its mass and squeeze the sponge too tightly, or underestimate its mass. The non-finetuned models do not acknowledge the semantic relationship between the provided modifiers (“large,” “wet,” “crochet yarn,” or “old growth”) on the mass of a typical object until the user re-queries in the same context with the explicit relationship semantics, such as “the avocado is larger than average, try again.”

4.2 Sensing with DeliGrasp to Pick Ripe Produce

DeliGrasp explicitly measures a spring constant k while performing Algorithm 1: the adaptive grasp controller checks for contact force F_c with each small motion Δx , and $k = \frac{F_c}{\Delta x}$. These measured k (Appendix A.1) show that DeliGrasp estimates of spring constants are incorrect by a factor of 6.5 (2.5 for only the compliant objects) and, more relevantly, can be utilized as a compliance sensor in




Figure 6: DeliGrasp adjusts the grasp force (A) for the verb of “checking” the avocado, from the estimated 3.92 N to 0.5 N. Each grasp measures a spring constant k (B) without damaging the avocados. Such measurements can be used for downstream LLM-reasoning tasks (C) like picking ripe produce or meal planning.

tasks such as appraising produce ripeness, a correlate of compliance (Figure 6b and 6c). This sensor data can be used for learning tasks, human collaboration tasks, or for higher-level reasoning tasks such as ripeness checking or appropriateness for specific dishes. We perform this measurement on two assortments of produce: avocados and tomatoes. When receiving the “grasp verb” of “check” or “inspect for ripeness”, DeliGrasp bypasses the default minimum grasp force value of $\frac{mg}{\mu}$ and manually sets a lower F_c of 0.5 N for avocados and 0.2 N for tomatoes.

Qualitatively, the relative ordering of the measured k for each item type corresponds with judgments from our own human hand grasps. We query an LLM (GPT-3.5) with the item name and compliance data, and show in Table 6c that it is able to reason over and answer abstract, relative questions about when to eat them. Further qualitative questions such as “how” to eat a specific item “right now” yield dishes appropriate for the ripeness of the produce (Appendix A.2).

5 Conclusion

We introduce DeliGrasp, which uses LLMs to 1) infer semantic, common sense physical information which 2) parameterizes adaptive grasp policies effective on a variety of delicate and deformable items that traditional adaptive grasping methods cannot grasp. These inferred m, μ, k characteristics enable more consistent control than direct estimation of grasping forces (LLM-as-code) and classical adaptive grasping methods. We also improve property estimation accuracy and grasp performance on atypical and complex objects with model finetuning on object property comparisons and chain-of-thought prompting. We then show how DeliGrasp’s compliance feedback can be used to measure produce ripeness.

Limitations and Future Work. DeliGrasp policies are performant, but dependent on stable and accurate property estimates. For each LLM-estimated quantity in this work, we select the mode of 10 estimates, which can be done offline and reused for simple objects, but not for semantic modifiers or complex and abstract objects. Furthermore, we do not systematically explore the variance of each quantity, or policy robustness to properties besides mass. One interesting line of future work is leveraging iterative observations by mobile robot systems such as humanoids, rather than additional learning methods, to improve system estimates of such properties. We demonstrate this already, as DeliGrasp policies empirically measure k and object width, superseding less-accurate LLM k estimates and perception-based width measurements. We anticipate that perception and physical interactions can produce higher fidelity information to inform manipulation of unknown objects, akin to how humans explore dense, cluttered, and unstructured settings like supermarkets, home kitchens, and other such representative domains. Though finetuning on PhysObjects did not improve grasp performance on our delicate objects dataset, finetuning on this kind of higher fidelity information about complex or out-of-distribution entities may improve grasp performance.

References

- [1] M. Ahn, A. Brohan, N. Brown, Y. Chebotar, O. Cortes, B. David, C. Finn, C. Fu, K. Gopalakrishnan, K. Hausman, A. Herzog, D. Ho, J. Hsu, J. Ibarz, B. Ichter, A. Irpan, E. Jang, R. J. Ruano, K. Jeffrey, S. Jesmonth, N. J. Joshi, R. Julian, D. Kalashnikov, Y. Kuang, K.-H. Lee, S. Levine, Y. Lu, L. Luu, C. Parada, P. Pastor, J. Quiambao, K. Rao, J. Rettinghouse, D. Reyes, P. Sermanet, N. Sievers, C. Tan, A. Toshev, V. Vanhoucke, F. Xia, T. Xiao, P. Xu, S. Xu, M. Yan, and A. Zeng. Do as I can, Not As I Say: Grounding language in robotic affordances. *arXiv:2204.01691*, 2022.
- [2] J. Liang, W. Huang, F. Xia, P. Xu, K. Hausman, B. Ichter, P. Florence, and A. Zeng. Code as policies: Language model programs for embodied control. In *2023 IEEE International Conference on Robotics and Automation (ICRA)*, pages 9493–9500, 2023. doi:10.1109/ICRA48891.2023.10160591.
- [3] M. G. Arenas, T. Xiao, S. Singh, V. Jain, A. Z. Ren, Q. Vuong, J. Varley, A. Herzog, I. Leal, S. Kirmani, D. Sadigh, V. Sindhvani, K. Rao, J. Liang, and A. Zeng. How to prompt your robot: A promptbook for manipulation skills with code as policies. In *2nd Workshop on Language and Robot Learning: Language as Grounding*, 2023. URL <https://openreview.net/forum?id=T8AiZj1QdN>.
- [4] W. Yu, N. Gileadi, C. Fu, S. Kirmani, K.-H. Lee, M. G. Arenas, H.-T. L. Chiang, T. Erez, L. Hasenclever, J. Humplik, brian ichter, T. Xiao, P. Xu, A. Zeng, T. Zhang, N. Heess, D. Sadigh, J. Tan, Y. Tassa, and F. Xia. Language to rewards for robotic skill synthesis. In *7th Annual Conference on Robot Learning*, 2023. URL <https://openreview.net/forum?id=SgTPdyehXMA>.
- [5] J. Liang, F. Xia, W. Yu, A. Zeng, M. G. Arenas, M. Attarian, M. Bauza, M. Bennice, A. Bewley, A. Dostmohamed, C. K. Fu, N. Gileadi, M. Giustina, K. Gopalakrishnan, L. Hasenclever, J. Humplik, J. Hsu, N. Joshi, B. Jyenis, C. Kew, S. Kirmani, T.-W. E. Lee, K.-H. Lee, A. H. Michaely, J. Moore, K. Oslund, D. Rao, A. Ren, B. Tabanpour, Q. Vuong, A. Wahid, T. Xiao, Y. Xu, V. Zhuang, P. Xu, E. Frey, K. Caluwaerts, T. Zhang, B. Ichter, J. Tompson, L. Takayama, V. Vanhoucke, I. Shafran, M. Mataric, D. Sadigh, N. Heess, K. Rao, N. Stewart, J. Tan, and C. Parada. Learning to learn faster from human feedback with language model predictive control. *arXiv:2402.11450*, 2024.
- [6] R. Mirjalili, M. Krawez, S. Silenzi, Y. Blei, and W. Burgard. Lan-grasp: Using large language models for semantic object grasping. *arXiv:2310.05239*, 2023.
- [7] S. Jin, J. Xu, Y. Lei, and L. Zhang. Reasoning grasping via multimodal large language model. *arXiv:2402.06798*, 2024.
- [8] A. Rashid, S. Sharma, C. M. Kim, J. Kerr, L. Y. Chen, A. Kanazawa, and K. Goldberg. Language embedded radiance fields for zero-shot task-oriented grasping. In *7th Annual Conference on Robot Learning*, 2023. URL <https://openreview.net/forum?id=k-Fg8JDQmc>.
- [9] Y.-L. Wei, J.-J. Jiang, C. Xing, X. Tan, X.-M. Wu, H. Li, M. Cutkosky, and W.-S. Zheng. Grasp as you say: Language-guided dexterous grasp generation, 2024.
- [10] K. Burns, A. Jain, K. Go, F. Xia, M. Stark, S. Schaal, and K. Hausman. Genchip: Generating robot policy code for high-precision and contact-rich manipulation tasks, 2024.
- [11] J. Gao, B. Sarkar, F. Xia, T. Xiao, J. Wu, B. Ichter, A. Majumdar, and D. Sadigh. Physically grounded vision-language models for robotic manipulation, 2024.
- [12] Z. Ding, N. Paperno, K. Prakash, and A. Behal. An adaptive control-based approach for 1-click gripping of novel objects using a robotic manipulator. *IEEE Transactions on Control Systems Technology*, 27(4):1805–1812, 2019. doi:10.1109/TCST.2018.2821651.

- [13] M. Al-Mohammed, R. Adem, and A. Behal. A switched adaptive controller for robotic gripping of novel objects with minimal force. *IEEE Transactions on Control Systems Technology*, 31(1):17–26, 2023. doi:10.1109/TCST.2022.3171655.
- [14] Y. Gong, Y. Xing, J. Wu, and Z. Xiong. Tactile-Based Slip Detection Towards Robot Grasping. In H. Yang, H. Liu, J. Zou, Z. Yin, L. Liu, G. Yang, X. Ouyang, and Z. Wang, editors, *Intelligent Robotics and Applications*, pages 93–107, Singapore, 2023. Springer Nature Singapore. ISBN 978-981-9964-95-6.
- [15] Y. Wang, J. Duan, D. Fox, and S. Srinivasa. NEWTON: Are large language models capable of physical reasoning? In H. Bouamor, J. Pino, and K. Bali, editors, *Findings of the Association for Computational Linguistics: EMNLP 2023*, pages 9743–9758, Singapore, Dec. 2023. Association for Computational Linguistics. doi:10.18653/v1/2023.findings-emnlp.652. URL <https://aclanthology.org/2023.findings-emnlp.652>.
- [16] N. Correll, K. E. Bekris, D. Berenson, O. Brock, A. Causo, K. Hauser, K. Okada, A. Rodriguez, J. M. Romano, and P. R. Wurman. Analysis and observations from the first amazon picking challenge. *IEEE Transactions on Automation Science and Engineering*, 15(1):172–188, 2016.
- [17] F. Von Drigalski, C. Schlette, M. Rudorfer, N. Correll, J. C. Triyonoputro, W. Wan, T. Tsuji, and T. Watanabe. Robots assembling machines: learning from the world robot summit 2018 assembly challenge. *Advanced Robotics*, 34(7-8):408–421, 2020.
- [18] J. Wei, X. Wang, D. Schuurmans, M. Bosma, B. Ichter, F. Xia, E. Chi, Q. Le, and D. Zhou. Chain-of-thought prompting elicits reasoning in large language models, 2023.
- [19] H.-S. Fang, C. Wang, H. Fang, M. Gou, J. Liu, H. Yan, W. Liu, Y. Xie, and C. Lu. Anygrasp: Robust and efficient grasp perception in spatial and temporal domains. *IEEE Transactions on Robotics (T-RO)*, 2023.
- [20] C. Tang, D. Huang, W. Ge, W. Liu, and H. Zhang. GraspGPT: Leveraging semantic knowledge from a large language model for task-oriented grasping. *arXiv:2307.13204*, 2023.
- [21] R. Xu, F. Luo, Z. Zhang, C. Tan, B. Chang, S. Huang, and F. Huang. Raise a child in large language model: Towards effective and generalizable fine-tuning. *CoRR*, abs/2109.05687, 2021. URL <https://arxiv.org/abs/2109.05687>.
- [22] N. Farrow, Y. Li, and N. Correll. Morphological and embedded computation in a self-contained soft robotic hand. *arXiv preprint arXiv:1605.00354*, 2016.
- [23] H. Hasegawa, Y. Mizoguchi, K. Tadakuma, A. Ming, M. Ishikawa, and M. Shimojo. Development of intelligent robot hand using proximity, contact and slip sensing. In *2010 IEEE International Conference on Robotics and Automation*, pages 777–784, 2010. doi:10.1109/ROBOT.2010.5509243.
- [24] K. Sullivan, H. Chizeck, and A. Marburg. Using a rigid gripper on objects of different compliance underwater. In *OCEANS 2022, Hampton Roads*, pages 1–4, 2022. doi:10.1109/OCEANS47191.2022.9977278.
- [25] T. M. Caldwell, D. Coleman, and N. Correll. Optimal parameter identification for discrete mechanical systems with application to flexible object manipulation. In *2014 IEEE/RSJ International Conference on Intelligent Robots and Systems*, pages 898–905. IEEE, 2014.
- [26] B. Calli, A. Walsman, A. Singh, S. Srinivasa, P. Abbeel, and A. M. Dollar. Benchmarking in manipulation research: Using the yale-cmu-berkeley object and model set. *IEEE Robotics & Automation Magazine*, 22(3):36–52, Sept. 2015. ISSN 1070-9932. doi:10.1109/mra.2015.2448951. URL <http://dx.doi.org/10.1109/MRA.2015.2448951>.

- [27] J. Hart, A. Moriarty, K. Pasternak, J. Kummert, A. Hawkin, V. Hassouna, J. D. Pena Narvaez, L. Ruegamer, L. von Seelstrang, P. Van Dooren, J. J. Garcia, A. Mitzutani, Y. Jiang, T. Matsushima, and R. Polvara. Robocup@home 2024: Rules and regulations. <https://github.com/RoboCupAtHome/RuleBook/releases/tag/2024.1>, 2024.
- [28] M. Minderer, A. Gritsenko, A. Stone, M. Neumann, D. Weissenborn, A. Dosovitskiy, A. Mahendran, A. Arnab, M. Dehghani, Z. Shen, X. Wang, X. Zhai, T. Kipf, and N. Houlsby. Simple open-vocabulary object detection with vision transformers. *arXiv:2205.06230*, 2022.
- [29] A. Kirillov, E. Mintun, N. Ravi, H. Mao, C. Rolland, L. Gustafson, T. Xiao, S. Whitehead, A. C. Berg, W.-Y. Lo, P. Dollár, and R. Girshick. Segment anything, 2023.
- [30] N. Correll, B. Hayes, C. Heckman, and A. Roncone. *Introduction to autonomous robots: mechanisms, sensors, actuators, and algorithms*. MIT Press, 2022.
- [31] N. Correll, D. Kriegman, S. Otto, and J. Watson. A versatile robotic hand with 3d perception, force sensing for autonomous manipulation. *arXiv:2402.06018*, 2024.

A Appendix

The MAGPIE gripper has a palm-integrated Intel RealSense D-405 camera. The gripper is powered by two separate Dynamixel AX-12 motors, which allow maximum current control. Translating torque via a four-bar linkage, the gripper force can be controlled and sensed from 0.15 N to 16 N, and has an aperture range from 106 mm fully open to 0 mm fully closed (default closure speed of 100 $\frac{mm}{s}$).

A.1 Full Details of DeliGrasp Performance on Delicate Objects Dataset

Computed ΔF_{out} which are less than 0.01 N are set to 0.01 N. Computed F_{min} values below the force sensing threshold of 0.15 N are set to that threshold when checking for slip or setting output force.

Table 5: DeliGrasp Performance on Delicate Objects Dataset (10 trials)

ID	Success	LLM Inferred m, μ, k and Downstream Terms							Mean Values of Experimentally Produced Terms					
		m (g)	μ	k (N/m)	F_{min} (N) $= \frac{mg}{\mu}$	F_{err} (N)	ΔF_{out} (N)	Δx (mm)	x_{final} (mm)	x_{goal} (mm)	F_{out} (N)	Time (s)	k_{max} (N/m)	k (N/m)
1	10	5	0.5	20	0.098	0.08	0.01	2	11.9	7.8	0.54	4.23	332.46	184.91
2	10	10	0.4	50	0.25	0.14	0.025	5	67.83	59.5	0.5	2.94	707.93	389.76
3	9	20	0.5	200	0.39	0.23	0.04	2	24.74	19.82	0.6	4.08	240.27	157.69
4	9	5	0.8	50	0.063	0.12	0.01	1	15.4	5.98	0.28	7.26	97.46	60.96
5	9	50	0.5	1000	0.98	0.54	0.2	2	53.17	46.64	1.59	3.19	342.05	188.39
6	10	150	0.8	500	1.88	0.23	0.1	2	45.13	39.83	2.12	3.08	236.41	151.83
7	9	50	0.8	100	0.61	1.57	0.02	2	9.79	4.19	0.97	5.29	308.73	192.77
8	9	250	0.6	200	4.08	0.96	0.04	2	58.23	53.3	4.36	4.27	958.61	373.24
9	7	500	0.4	300	12.3	6.68	0.15	5	71.72	61.11	12.77	2.89	7484.7	4324.33
10	9	200	0.5	500	3.92	2.08	0.1	2	50.88	46.4	4.39	3.04	729.11	298.66
11	6	500	0.4	150	12.2	4.84	0.03	2	41.94	35.08	12.6	3.64	3456.4	1383.11
12	0	1000	0.5	200	19.6	5.9	0.1	5	35	27.5	20.8	5.7	13671.	6192.2

We also show the corresponding values for the ablated *DeliGrasp-Direct* policy. We did not record time, experimental k values, or x_{final} in these experiments.

Table 6: Ablated DeliGrasp-Direct Performance on Delicate Objects Dataset (10 trials)

ID	Success	F_{min} (N)	ΔF_{out} (N)	Δx (mm)	x_{goal} (mm)	F_{out} (N)
1	10	0.15	0.05	1	4.48	0.98
2	10	0.5	0.2	1	57.4	0.922
3	7	0.5	0.3	2	8.6	1.14
4	8	0.2	0.1	1	6.4	0.83
5	7	1.5	0.2	1	49.2	2.3
6	10	1.25	0.5	5	32.4	2.01
7	8	1.5	0.5	2	3.0	3.2
8	8	3	1	5	49.6	3.18
9	4	4	1	4	52.8	6
10	7	1	1	5	47.2	2.2
11	5	5	2	2	25.0	7.1
12	0	8	2	5	105.	10

We also provide the full per-item breakdown mass estimates from the full set of evaluated models.

A.2 Ripeness Reasoning with LLMs

1. Asking "how should I eat avocado k_3 " yields: sliced avocado, grilled avocado, salad toppings, stuffed avocado

ID	Object	Mass (g)	a	a err	b	b err	c	c err	d	d err	e	e err	f	f err	g	g err	h	h err	i	i err	j	j err
1	paper airplane	0.8	10	11.5	5	6.25	5	6.25	10	11.5	1	1.25	5	6.25	10	11.5	5	5.25	10	11.5	10	11.50
2	empty cup	3.6	10	1.78	10	2.78	10	2.78	10	1.78	5	1.39	5	1.39	5	4.56	10	1.78	20	4.56	10	1.78
3	yuba	5.5	20	2.64	20	3.64	20	3.64	10	0.82	10	1.82	10	1.82	10	8.09	20	2.64	50	8.09	20	2.64
4	raspberry	6	5	0.17	20	3.33	5	1.17	4	0.33	5	1.17	4	1.33	5	2.33	20	2.33	20	2.33	10	0.67
5	hard-shell tortilla	15	20	0.33	10	1.33	50	3.33	15	0.00	10	1.33	30	2.00	20	0.00	20	0.33	15	0.00	10	0.33
6	mandarin	56	150	1.68	150	2.68	150	2.68	100	0.79	50	1.11	75	1.34	150	1.68	150	1.68	150	1.68	150	1.68
7	stuffed animal	74	50	0.32	50	1.32	50	1.32	30	0.59	20	1.73	30	1.59	50	0.93	50	0.32	5	0.93	10	0.86
8	water cup	106	200	0.89	200	1.89	250	2.36	100	0.06	150	1.42	100	1.06	200	1.36	200	0.89	250	1.36	200	0.89
9	bag of noodles	191	500	1.62	200	1.05	500	2.62	500	1.62	200	1.05	250	1.31	200	1.62	500	1.62	500	1.62	500	1.62
10	ripe avocado	204	200	0.02	200	1.02	200	1.02	200	0.02	200	1.02	150	1.26	200	0.02	200	0.02	200	0.02	150	0.26
11	squeeze bottle	250	300	0.20	300	1.20	500	2.00	300	0.20	450	1.80	350	1.40	400	0.40	500	1.00	350	0.40	200	0.20
12	bag of rice	900	500	0.44	1000	1.11	1000	1.11	500	0.44	1000	1.11	1000	1.11	500	0.44	500	0.44	500	0.44	500	0.44
Avg Err			1.80		2.30		2.52		1.51		1.35		1.82		1.43		1.53		2.74		1.91	

Table 7: Model Mass Estimation: Columns **a** through **j** represent the mass estimates and respective relative error across different model and prompt configurations. The configurations are as follow: **a:** gpt-3.5-turbo, **b:** finetuned gpt-3.5-turbo, **c:** gpt-4-turbo, **d:** gpt-3.5-turbo with CoT prompting, **e:** finetuned gpt-3.5-turbo with CoT prompting, **f:** gpt-4-turbo with CoT prompting, **g:** finetuned gpt-3.5-turbo with 1% training set size, **h:** finetuned gpt-3.5-turbo with 10% training set size, **i:** finetuned gpt-3.5-turbo with 1% training set size and CoT prompting, **j:** finetuned gpt-3.5-turbo with 10% training set size and CoT prompting

- Asking "how should I eat avocado k_1 " yields: guacamole, avocado toast, sushi rolls, smoothies
- Asking "how should I eat tomato k_4 " yields: sliced for burgers, grilled or roasted, salsa, stuffed
- Asking "how should I eat tomato k_1 " yields: caprese salad, gazpacho, pasta sauce

We additionally observe that multimodal models like GPT-4V or OWL-ViT alone cannot reason ripeness over visual images. We query GPT-4V with an image of the same items 5 times and request a ripeness ranking. For the 4 tomatoes, GPT-4V produces the same ranking each query, from most ripe to least ripe, of: [k_4, k_2, k_3, k_1], reasoning entirely on the "redness" of the tomatoes. For the 3 avocados, it refuses to generate a ranking, citing a fundamental lack of sensory capabilities.

OWL-ViT when directly queried for "the ripest" or "least ripe" produce arbitrarily detects items (sometimes the same item) depending on the angle (and thus lighting, resolution, relative object size) of the captured image.

When we pair the spring constant data with the image in a query to GPT-4V, it ignores the visual characteristics and reasons solely on the spring data.:

Query:

```
I have labeled 3 avocados for you between 0, 1, 2 and provide their
average spring constants from an initial ripeness check. Spring
constants are inversely proportional to ripeness--a low spring
constant means a soft object, and high means stiff. Combining
this information with the image, please do the following tasks:
1. Estimate the ripeness of a ripe and unripe avocado.
2. Rank the given avocados by ripeness.
E. Using the estimated ripeness range, estimate when each one will go
bad (avocados are stored in the open at room temperature).
```

```
Spring constant data:
Avocado 1: 65 N/m
Avocado 2: 143 N/m
Avocado 3: 335 N/m
```

Response:

```
To perform the tasks, we need to use the given spring constants and
the visual clues from the image to estimate the ripeness and
predict when each avocado will spoil. Typically, a ripe avocado
has a spring constant at the lower end because it is softer,
```

while a less ripe or unripe avocado has a higher spring constant because it is firmer.

0. Estimate the ripeness of a ripe and unripe avocado:
 - A ripe avocado typically has a low spring constant, indicating softness, perhaps similar to Avocado 1, which has the lowest spring constant
 - An unripe avocado has a high spring constant, as it's stiffer, like Avocado 3, with the highest spring constant
1. Rank the given avocados by ripeness:
 - Avocado 1, with the lowest spring constant range 65, would generally be the ripest.
 - Avocado 2, with a spring constant range 143, would be less ripe than avo1.
 - Avocado 3, having the highest spring constant range 335, would be the least ripe.

So the ripeness rank from ripest to least ripe would be:
Avocado 1 > Avocado 2 > Avocado 3

2. Estimate when each avocado will go bad:
 - Avocado 1, being the ripest, based on its lower spring constant, could spoil in about 2-3 days if stored at room temperature.
 - Avocado 2 is less ripe than avo1 and may take around 4-5 days to spoil at room temperature.
 - Avocado 3 is the least ripe, with quite a high spring constant and could take upwards of a week to spoil, potentially around 7-10 days at room temperature.

Please note that these estimates are quite rough and actual spoilage times can vary due to numerous factors such as specific room temperature, humidity, and the avocado's initial condition. The visual clues are limited, but from the image, the physical characteristics that usually indicate ripeness (dark skin, slightly yielding to gentle pressure) don't provide significant additional information beyond the spring constant data.

A.3 DeliGrasp Descriptor Prompt

The descriptor takes as input a "grasp verb", "object description", and "object width." It outputs a structured summary of the object, how it should be grasped, and physical characteristics of the object.

Control a robot gripper with force control and contact information. The gripper's parameters can be adjusted corresponding to the type of object that it is trying to grasp as well as the kind of grasp it is attempting to perform. The gripper has a measurable max force of 16N and min force of 0.15N, a maximum aperture of 105mm and a minimum aperture of 1mm.

Some grasps may be incomplete, intended for observing force information about a given object.

Describe the grasp strategy using the following form:

```
[start of description]
* This {CHOICE: [is, is not]} a new grasp.
* In accordance with the user instruction, this grasp should be
  [GRASP_DESCRIPTION: <str>].
* This is a {CHOICE: [complete, incomplete]} grasp.
* This grasp {CHOICE: [does, does not]} contain multiple grasps.
* This grasp is for an object with {CHOICE: [high, medium, low]}
  weight.
* The object has an approximate mass of [PNUM: 0.0] grams
```

```

* This grasp is for an object with {CHOICE: [high, medium, low]}
  compliance.
* The object has an approximate spring constant of [PNUM: 0.0]
  Newtons per meter.
* The gripper and object have an approximate friction coefficient of
  [PNUM: 0.0]
* This grasp should set the goal aperture to [PNUM: 0.0] mm.
* If the gripper slips, this grasp should close an additional [PNUM:
  0.0] mm.
* If the gripper slips, this grasp should increase the output force
  by [PNUM: 0.0] Newtons.
* [optional] Because of [GRASP_DESCRIPTION: <str>], this grasp sets
  the force to be {CHOICE: [lower, higher]} than the default
  minimum grasp force.
[end of description]

```

Rules:

1. If you see phrases like {NUM: default_value}, replace the entire phrase with a numerical value. If you see {PNUM: default_value}, replace it with a positive, non-zero numerical value.
2. If you see phrases like {CHOICE: [choice1, choice2, ...]}, it means you should replace the entire phrase with one of the choices listed. Be sure to replace all of them. If you are not sure about the value, just use your best judgement.
3. If you see phrases like [GRASP_DESCRIPTION: default_value], use information from the user instruction to provide a description of the grasp or the object to be grasped, including mentioned physical characteristics or features.
4. Using information from the user instruction about the object and the grasp description, set the initial grasp force either to this default value or an appropriate value.
5. If you deviate from the default force value, explain your reasoning using the optional bullet points. It is not common to deviate from the default value.
6. Using knowledge of the object and how compliant it is, estimate the spring constant of the object. This can range broadly from 20 N/m for a very soft object to 2000 N/m for a very stiff object.
7. Using knowledge of the object and the grasp description, if the grasp slips, first estimate an appropriate increase to the aperture closure, and then the gripper output force.
8. The increase in gripper output force the maximum value of (0.05 N, or the product of the estimated aperture closure, the spring constant of the object, and a damping constant 0.1: $(k * \text{additional_closure} * 0.0001)$).
9. Provide the full description of the grasp plan, even if you may only need to change a few lines. Always start the description with [start of description] and end it with [end of description].
10. Do not add additional descriptions not shown above. Only use the bullet points given in the template.
11. Make sure to give the full description. Do not skip points if they are not optional.

```

"""

```

A.4 DeliGrasp Coder Prompt

The coder takes as input the structured summary of the grasp and inferred characteristics and generates a grasp policy which implements the adaptive grasping algorithm 1 and compliance sensing.

```

We have a description of a gripper's motion and force sensing and we
want you to turn that into the corresponding program with
following class functions of the gripper:
The gripper has a measurable max force of 16N and min force of 0.15N,
a maximum aperture of 105mm and a minimum aperture of 1mm.

```

```

'''
def get_aperture(finger='both')
'''
finger: which finger to get the aperture in mm, of, either 'left',
'right', or 'both'. If 'left' or 'right', returns aperture, or
distance, from finger to center. If 'both', returns aperture
between fingers.

'''

def set_goal_aperture(aperture, finger='both', record_load=False)
'''
aperture: the aperture to set the finger(s) to (in mm)
finger: which finger to set the aperture in mm, of, either 'left',
'right', or 'both'.
record_load: whether to record the load at the goal aperture. If
true, will return array of (pos, load) tuples
This function will move the finger(s) to the specified goal aperture,
and is used to close and open the gripper.
Returns a position-load data array of shape (2, n) --> [[positions],
[loads]], average force, and max force after the motion.

'''

def set_compliance(margin, flexibility, finger='both')
'''
margin: the allowable error between the goal and present position (in
mm)
flexibility: the compliance slope of motor torque (value 0-7, higher
is more flexible) until it reaches the compliance margin
finger: which finger to set compliance for, either 'left', 'right',
or 'both'

'''

def set_force(force, finger='both')
'''
force: the maximum force the finger is allowed to apply at contact
with an object(in N), ranging from (0.1 to 16 N)
finger: which finger to set compliance for, either 'left', 'right',
or 'both'

'''

def deligrasp(goal_aperture, initial_force, additional_closure,
additional_force, complete_grasp)
'''
goal_aperture: the goal aperture to grasp the object (in mm)
initial_force: the initial force to apply to the object (in N)
additional_closure: the additional aperture to close if the gripper
slips (in mm)
additional_force: the additional force to apply if the gripper slips
(in N)
complete_grasp: whether the grasp is complete or incomplete (True or
False)
This function will close the gripper to the goal aperture, apply the
initial force, and adjust the force if the gripper slips. If the
grasp is incomplete, the gripper will open after the slip check.

'''

def poke(direction, speed, aperture)
'''
direction: 'left' or 'right' to poke the left or right finger
speed of finger in m/s
aperture: distance to poke in mm (of one finger, not both)

'''

Example answer code:
'''

```

```

from magpie.gripper import Gripper # must import the gripper class
G = Gripper()
import numpy as np # import numpy because we are using it below

goal_aperture = {PNUM: goal_aperture}
complete_grasp = {CHOICE: [True, False]}
# Initial force. Convert mass (g) to (kg). The default value of
  object weight / friction coefficient.
initial_force = {PNUM: {CHOICE: [( {PNUM: mass} * 9.81) / ( {PNUM: mu}
  * 1000), {PNUM: different_inital_force} ] }}
additional_closure = {PNUM: additional_closure}
# Additional force increase. The default value is the product of the
  object spring constant and the additional_closure, with a
  dampening constant 0.1.
additional_force = np.max([0.01, additional_closure * {PNUM:
  spring_constant} * 0.0001])

G.set_goal_aperture(goal_aperture + additional_closure * 2,
  finger='both', record_load=False)
G.set_compliance(1, 3, finger='both')
G.set_force(initial_force, 'both')

G.deligrasp(goal_aperture, initial_force, additional_closure,
  additional_force, complete=complete_grasp, debug=True)
'''

```

Remember:

1. Always format the code in code blocks. In your response all five functions above: get_aperture, set_goal_aperture, set_compliance, set_force, check_slip should be used.
2. Do not invent new functions or classes. The only allowed functions you can call are the ones listed above. Do not leave unimplemented code blocks in your response.
3. The only allowed library is numpy. Do not import or use any other library. If you use np, be sure to import numpy.
4. If you are not sure what value to use, just use your best judge. Do not use None for anything.
5. If you see phrases like [REASONING], replace the entire phrase with a code comment explaining the grasp strategy and its relation to the following gripper commands.
6. If you see phrases like [PREDICTION], replace the entire phrase with a prediction of the gripper's state after the following gripper commands are executed.
7. If you see phrases like {PNUM: default_value}, replace the value with the corresponding value from the grasp description.
8. If you see phrases like {CHOICE: [choice1, choice2, ...]}, it means you should replace the entire phrase with one of the choices listed. Be sure to replace all of them. If you are not sure about the value, just use your best judgement.
9. Remember to import the gripper class and create a Gripper at the beginning of your code.
10. Remember to take into account instructions to use different forces than the default values, and to explain your reasoning in the code.

'''

A.5 DeliGrasp Descriptor Prompt with Chain-of-Thought Prompting

We add three new mandatory bullet points to the description, starting after the description of whether the grasp contains multiple grasps. These three bullets elicit CoT thinking and leverage PhysObjects finetuning by requesting explicit mass comparisons between heavier, lighter objects and a typical vs. the user-described object to be grasped. We modify rule 3, add a rule for an example object (rule 4) to further enforce CoT and leverage PhysObjects finetuning.

Control a robot gripper with force control and contact information. The gripper's parameters can be adjusted corresponding to the type of object that it is trying to grasp as well as the kind of grasp it is attempting to perform.

The gripper has a measurable max force of 16N and min force of 0.15N, a maximum aperture of 105mm and a minimum aperture of 1mm.

Some grasps may be incomplete, intended for observing force information about a given object.

Describe the grasp strategy using the following form:

```
[start of description]
* This {CHOICE: [is, is not]} a new grasp.
* In accordance with the user instruction, this grasp should be
  [GRASP_DESCRIPTION: <str>].
* This is a {CHOICE: [complete, incomplete]} grasp.
* This grasp {CHOICE: [does, does not]} contain multiple grasps.
* This object has more mass than [example object: <str>], with mass
  of [PNUM: 0.0] g, and less mass than [example object: <str>],
  with mass of [PNUM: 0.0] g
* Typically, this object's mass is approximately [PNUM: 0.0] g, which
  is between these two masses.
* Because the user specified that [OBJECT_DESCRIPTION: <str>],
  compared to typical, this object has a {CHOICE: [greater, lesser,
  similar]} mass of [PNUM: 0.0] grams.
* This grasp is for an object with {CHOICE: [high, medium, low]}
  compliance.
* The object has an approximate spring constant of [PNUM: 0.0]
  Newtons per meter.
* The gripper and object have an approximate friction coefficient of
  [PNUM: 0.0]
* This grasp should set the goal aperture to [PNUM: 0.0] mm.
* If the gripper slips, this grasp should close an additional [PNUM:
  0.0] mm.
* If the gripper slips, this grasp should increase the output force
  by [PNUM: 0.0] Newtons.
* [optional] Because of [GRASP_DESCRIPTION: <str>], this grasp sets
  the force to be {CHOICE: [lower, higher]} than the default
  minimum grasp force.
[end of description]
```

Rules:

1. If you see phrases like {NUM: default_value}, replace the entire phrase with a numerical value. If you see {PNUM: default_value}, replace it with a positive, non-zero numerical value.
2. If you see phrases like {CHOICE: [choice1, choice2, ...]}, it means you should replace the entire phrase with one of the choices listed. Be sure to replace all of them. If you are not sure about the value, just use your best judgement.
3. If you see phrases like [GRASP_DESCRIPTION: default_value] or [OBJECT_DESCRIPTION: default_value], use information from the user instruction to provide a description of the grasp or the object to be grasped, including mentioned physical characteristics or features.
4. If you see phrases like [example object: <str>], replace the entire phrase with an appropriate example object that is similar to the object to be grasped.
5. Using information from the user instruction about the object and the grasp description, set the initial grasp force either to this default value or an appropriate value.
6. If you deviate from the default force value, explain your reasoning using the optional bullet points. It is not common to deviate from the default value.

7. Using knowledge of the object and how compliant it is, estimate the spring constant of the object. This can range broadly from 20 N/m for a very soft object to 2000 N/m for a very stiff object.
 8. Using knowledge of the object and the grasp description, if the grasp slips, first estimate an appropriate increase to the aperture closure, and then the gripper output force.
 9. The increase in gripper output force the maximum value of (0.05 N, or the product of the estimated aperture closure, the spring constant of the object, and a damping constant 0.1: $(k \cdot \text{additional_closure} \cdot 0.0001)$).
 10. Provide the full description of the grasp plan, even if you may only need to change a few lines. Always start the description with [start of description] and end it with [end of description].
 11. Do not add additional descriptions not shown above. Only use the bullet points given in the template.
 12. Make sure to give the full description. Do not skip points if they are not optional.
- """