

The Missing Piece in Model Editing: A Deep Dive into the Hidden Damage Brought By Model Editing

Jianchen Wang, Zhouhong Gu, Xiaoxuan Zhu, Lin Zhang, Haoning Ye, Zhuozhi Xiong, Hongwei Feng, Yanghua Xiao

Fudan University

{wangjianchen20, zhgu20}@fudan.edu.cn, {hwfeng, shawyh}@fudan.edu.cn

Abstract

Large Language Models have revolutionized numerous tasks with their remarkable efficacy. However, editing these models, crucial for rectifying outdated or erroneous information, often leads to a complex issue known as the ripple effect in the hidden space. While difficult to detect, this effect can significantly impede the efficacy of model editing tasks and deteriorate model performance. This paper addresses this scientific challenge by proposing a novel evaluation methodology, Graphical Impact Evaluation(GIE), which quantitatively evaluates the adaptations of the model and the subsequent impact of editing. Furthermore, we introduce the Selective Impact Revision(SIR), a model editing method designed to mitigate this ripple effect. Our comprehensive evaluations reveal that the ripple effect in the hidden space is a significant issue in all current model editing methods. However, our proposed methods, GIE and SIR, effectively identify and alleviate this issue, contributing to the advancement of LLM editing techniques.

1 Introduction

The rapid progress of Large Language Models (LLMs) has demonstrated remarkable effectiveness across a wide range of tasks(Brown et al., 2020; Zhao et al., 2023; OpenAI, 2023; Touvron et al., 2023; Gu et al., 2023). However, the vast amount of facts embedded within these models may become outdated or contain errors(Lazaridou et al., 2021; Dhingra et al., 2022; Jang et al., 2022). As a result, methods for editing these facts within LLMs have gained increasing attention(Zhu et al., 2020; De Cao et al., 2021; Meng et al., 2022, 2023; Si et al., 2023). The primary goal of model editing is to refine the factual memory of LLMs in specific domains, ensuring targeted improvements without compromising overall factual memorization accuracy. This process requires a delicate balance to

successfully implement factual edits while preventing unintended damage to the model’s memorization of other facts.

Despite the effectiveness of many model editing techniques in various situations, studies have revealed that model editing harms the LLMs’ memory of other facts, a phenomenon known as the “ripple effect”(Gu et al., 2024). The ripple effect manifests in two primary forms: “Ripple Effect in the Same Entity” and “Ripple Effect in Hidden Space”. The former occurs when editing knowledge about an entity potentially damages the model’s memory of other facts related to that entity(Li et al., 2023b; Yao et al., 2023). The latter arises when changing the model’s memory of an entity in a hidden space affects other entities close to it in that space(Hoelscher-Obermaier et al., 2023a; Sakarvadia et al., 2023).

The Ripple Effect in Hidden Space plays a crucial role in the efficacy of model editing techniques, as it lead to a cascade of unintended consequences that severely undermine the performance of the edited models(Li et al., 2023b; Wang et al., 2023). However, unlike the Ripple Effect in the Same Entity, which is relatively straightforward to detect due to the explicit factual connection between the edited facts and their candidate attributes or relations(Cohen et al., 2023), the Ripple Effect in Hidden Space presents a significant challenge in detection. The absence of a direct factual link with the edited object makes it difficult to identify and mitigate the implicit influence on seemingly unrelated entities. As the number of edits grows, failing to address the Ripple Effect in Hidden Space results in a drastic decline in model performance, rendering the edited models unreliable and potentially harmful when deployed in real-world applications. Therefore, detecting and mitigating the Ripple Effect in Hidden Space is paramount for ensuring the reliability and practicality of model editing techniques.

To address this challenge, we first introduce a novel quantitative evaluation method called Graphical Impact Evaluation (GIE). Specifically, GIE selects edit targets from Knowledge Graphs (KGs), which typically contain many facts, and evaluates the most significantly affected factual knowledge based on the differences in edit targets. This design stems from one of our findings, which indicates that model editing preferentially impacts other facts with embeddings similar to the edited facts. By evaluating the model’s changes in response to these most easily influenced facts, GIE effectively and efficiently assess the Ripple Effect in Hidden Space.

Building upon the concept of GIE, we further propose an efficient and effective method to mitigate the ripple effects, named Selective Impact Revision (SIR). SIR suppresses the ripple effects of model editing by selecting and retraining facts in the KG that are closely related to the edited facts during the model editing process. By focusing on the most relevant facts identified through GIE, SIR efficiently targets the root cause of the ripple effect and effectively minimizes its impact on the model’s performance.

The GIE method revealed that even the state-of-the-art (SOTA) model editing approach is significantly impacted by ripple effects in the latent space, with 16.51% of unrelated facts experiencing severe consequences. The SIR method demonstrated a 54.75% reduction in the intensity of the ripple effect within the hidden space compared to the SOTA model editing technique.

2 Related Work

2.1 Knowledge Editing

The knowledge Model Editing method is essential for incorporating new knowledge into existing LLM while maintaining the integrity of pre-existing information. These techniques are generally grouped into three primary categories. The first is external memorization-based methods, which involve the use of separate memory modules to store new knowledge, thus leaving the original model’s weights unchanged, offering scalability and the possibility to expand knowledge without altering the structure of the pre-trained model(Li et al., 2022; Madaan et al., 2022; Mitchell et al., 2022b; Murty et al., 2022). The second category is global optimization-based methods, which consist of extensive updates across the model, influenced by newly acquired knowledge, which, al-

though ensuring comprehensive modification, can be resource-demanding due to the extensive parameter space(Sinitsin et al., 2019; De Cao et al., 2021; Hase et al., 2021; Mitchell et al., 2022a). Last is local modification-based methods focus on adjusting specific parameters, providing a targeted and more resource-efficient means of integrating new knowledge into LLMs(Dai et al., 2022; Li et al., 2023a; Meng et al., 2022, 2023)(Wang et al., 2023). This paper primarily focuses on Global Optimization-based Methods and Local Modification-based Methods, both of which involve updating the model. We also experiment with the latest method ICE (Cohen et al., 2023) We aim to address the challenges associated with these methods, particularly the ripple effect in the hidden space, which has yet to be largely overlooked in previous research.

2.2 Knowledge Editing Evaluation

There has been an increasing focus on the evaluation of model editing. The primary benchmarks currently employed to assess editing methods are Zero-Shot Relation Extraction(zsRE) (Levy et al., 2017) and CounterFact (Meng et al., 2022). zsRE is a question-answering dataset designed for relation-specific queries. It is annotated with human-generated question paraphrases that can measure the model’s robustness to semantically equivalent inputs. CounterFact is a more challenging evaluation dataset that introduces counterfactual edits. RippleEdits (Cohen et al., 2023) is a benchmark evaluating the “ripple effects” in knowledge editing. Specifically, one should go beyond the single edited fact and check that other facts logically derived from the edit were also changed accordingly. In addition, research (Hoelscher-Obermaier et al., 2023b; Li et al., 2023b) shows that existing editing methods can have unwanted side effects on LLMs. This paper primarily focuses on these unwanted side effects, a topic not thoroughly explored in previous studies. Unlike other evaluations that mainly concentrate on the overall impacts of model editing, such as the “Ripple Effect in Facts” and “Ripple Effect in the Same Entity”, our approach aims at the detailed evaluation of the “Ripple Effect in Hidden Space”. We study how knowledge graphs can help reveal the extent of side effects and differences in knowledge distribution between models and human understanding. Our work significantly adds to the understanding of how model editing can cause hidden harm to other knowledge within the model.

3 Preliminary

Knowledge Graph (KG) is a large-scale semantic network that includes all kinds of factual knowledge. It consists of entities and the various semantic relationships between them. KGs use collections of triplets to describe entities and their relationships. A triplet $\langle s, r, o \rangle$, the fundamental unit of knowledge representation in a KG, typically consists of a subject, relation, and object, representing either the relationship between entities or an attribute value of an entity.

Model Editing is a method that focuses on applying factual updates to language models (LMs). This approach involves converting an edit target, represented as a triple $\langle s_e, r_e, o_e \rangle$, into a free-text prompt. The existing LM, denoted as f_θ , is then fine-tuned using this prompt to incorporate the new factual information while maintaining its pre-existing knowledge and capabilities (Cohen et al., 2023).

Factual Change refers to the overall changing of the LM’s memorization of factual knowledge. Given a fact set \mathcal{F} and a corresponding set of changes $\Delta\mathcal{F}$ ($|\Delta\mathcal{F}| \leq |\mathcal{F}|$), the post-change fact set in LM is expressed as

$$\mathcal{F}' = \mathcal{F} + \Delta\mathcal{F} + R(\Delta\mathcal{F}), \quad (1)$$

where $R(\Delta\mathcal{F})$ signifies the ripple effect induced by $\Delta\mathcal{F}$.

Ripple Effect, a side effect of model editing, arises from modifications to a language model’s memory of specific factual knowledge, causing changes in the model’s internal parameters and consequently impacting its memory of other factual knowledge. Specifically, the Ripple Effect can be divided into two types: the Ripple Effect in the Same Entity (R_E) and the Ripple Effect in Hidden Space (R_H). The overall impact of the Ripple Effect can be represented as $R = R_E + R_H$.

Ripple Effect in The Same Entity R_E : This is the phenomenon where modifications to the facts of an entity result in changes to other facts related to the same entity. Ideally, factual updates made within a model should not impact unrelated parts of the same entity. However, current prevalent model editing techniques often display a high sensitivity to changes within entities, inadvertently causing collateral modifications.

Ripple Effect in Hidden Space R_H : This phenomenon describes a scenario where changes to a specific fact provoke unexpected alterations in

seemingly unconnected facts and entities. This effect is attributed to the proximity of different entities and facts within the latent embedding space. Therefore, updates to parameters in one area unintentionally harm the model’s performance regarding other facts due to these underlying interconnections within the embedding space.

4 Our Method

4.1 Graphical Impact Evaluation (GIE)

To evaluate the ripple effect caused by model editing, an evaluation metric is first required to calculate the model’s confidence score for a given fact. In the main paper, we used perplexity (ppl) (Jelinek et al., 1977) as the evaluation metric, while BLEU (Papineni et al., 2002) and ROUGE (Lin, 2004) are employed in the Appendix A.4. The ripple effect E introduced by model editing can be quantified by measuring the change in the evaluation metric on all fact memory that is not the edited target within the edited LLM, computed by the post-edit model f_{θ_e} and the pre-edit model f_θ :

$$E = \text{Metric}[f_{\theta_e}(\mathcal{F}' \setminus \Delta\mathcal{F})] - \text{Metric}[f_\theta(\mathcal{F})]. \quad (2)$$

However, obtaining all factual knowledge is extremely challenging. Directly using existing KGs to evaluate the Ripple Effect quantitatively is an alternative. Existing KGs contain vast factual knowledge and have undergone manual or automated validation to ensure quality. It also provides a standardized testing benchmark for evaluating various model editing methods. For a fact triplet that are not the edited target $\langle s, r, o \rangle \notin \Delta\mathcal{F}$ in the KG, equation 2 is rewritten by GIE as:

$$E = \text{Metric}[f_{\theta_e}(\langle s, r, o \rangle)] - \text{Metric}[f_\theta(\langle s, r, o \rangle)] \quad (3)$$

where $\langle s, r, o \rangle$ is the input prompt describing s , r and o .

However, directly using the entire KG is precise yet highly inefficient. GIE proposes to assess the metric changing in the triplets most similar to the edit targets to efficiently evaluate the ripple effect. This method is premised on the observation that knowledge most related to the edit targets exhibits the greatest variance in model editing. By quantifying the degree of change in these closely related triplets, the impact of the model editing can be effectively yet efficiently assessed, thereby measuring the Ripple Effect:

$$S_{\text{selected}} = \text{sim}(f_\theta(\langle s_e, r_e, o_e \rangle), f_\theta(\langle s, r, o \rangle)) > \tau, \quad (4)$$

$$E = \frac{1}{|S_{\text{selected}}|} \sum_{\langle s, r, o \rangle \in S_{\text{selected}}} (\text{Metric}[f_{\theta_e}(\langle s, r, o \rangle)] - \text{Metric}[f_{\theta}(\langle s, r, o \rangle)]) \quad (5)$$

where $\langle s_e, r_e, o_e \rangle$ denotes the triplets of edit targets. $\text{sim}(\cdot, \cdot)$ is an embedding similarity function, and τ is a threshold defining the minimal similarity for inclusion in the evaluation set S_{selected} .

4.2 Selective Impact Revision (SIR)

The simplest method to mitigate the Ripple Effect is to retrain the model using all facts memorized by LMs except the edit target.

$$\min_{\theta} \sum_{f \in \mathcal{F} \setminus \Delta \mathcal{F}} \mathcal{L}(f; \theta) \quad (6)$$

where \mathcal{L} is the loss function and θ represents the model parameters. This approach aims to preserve the memory of all other facts while accommodating the edited facts.

However, as discussed in the GIE subsection, obtaining the memory of an LLM for all facts is extremely challenging. Therefore, directly using existing comprehensive KGs as a surrogate of all facts is a practical compromise:

$$\min_{\theta} \sum_{\langle s, r, o \rangle \notin \Delta \mathcal{F}} \mathcal{L}(\langle s, r, o \rangle; \theta) \quad (7)$$

Nevertheless, existing KGs often consist of billions of triplets of facts. Retraining the entire model on all facts from the KGs every time a model edit is performed incurs significant computational overhead.

SIR proposes a more efficient approach by selectively retraining based on the degree of confidence score change between the edited and pre-edited LLMs regarding the facts in the KGs. For an edited model f_{θ_e} , the fact triplets that suffer the most from the ripple effect are detected by the GIE method. Let $\delta = \text{Metric}[f_{\theta_e}(\langle s, r, o \rangle)] - \text{Metric}[f_{\theta}(\langle s, r, o \rangle)]$ represent the change in the evaluation metric for triplet (s, r, o) before and after editing. SIR samples the top-K facts with the largest δ_i values and re-edits these facts. So, the SIR training objective can be formulated as follows:

$$\min_{\theta} \sum_{f \in \mathcal{O}} \mathcal{L}(f; \theta) \quad (8)$$

where \mathcal{O} is the set of top-K facts with the largest δ_i values:

$$\mathcal{O} = \{\langle s, r, o \rangle \mid \delta \text{ is among the top-K largest changes}\}. \quad (9)$$

5 Experiment Setup

The experiments are designed to address two questions: 1) Is there a method to accurately identify the ‘‘ripple effect in hidden space’’? 2) Can ‘‘ripple effect in hidden space’’ be effectively yet efficiently mitigated?

5.1 Evaluation Dataset Construction

GIE employs comprehensive KGs to assess the ripple effect, rather than conventional benchmarks such as COUNTERFACT (Meng et al., 2022), zsRE (Levy et al., 2017), and RIPPLEEDITS (Cohen et al., 2023), which consists of a limited number of fixed prompts. This limited scope resulted in the omission of the assessment of the ripple effect on broader facts.

However, given the vast scale of most KGs, which often contain billions of triplets, utilizing entire KGs for evaluation incurs prohibitive computational costs. Therefore, the experimental analysis in this paper focuses on a subset of Wiki5m (Wang et al., 2021). The detailed statistic of the data we used in the experiment is listed in Tab. 4, and the specific experimental steps are as follows:

Step 1: Subgraph Collection A Breadth-First Search (BFS) sampling method is employed to derive a representative subgraph from Wiki5m (Wang et al., 2021). This technique sequentially visits all entities that have relations with each other, resulting in a subnetwork called wiki30t that is closely connected. The statistic information of Wiki5m and Wiki30t is listed in Tab. 4.

Step 2: Prompt Generation Natural language prompts for each triplet are generated automatically using GPT-4, ensuring consistency and fluency across the dataset.

Step 3: Edit Target Selection The choice of edit targets can vary, with different selection methods leading to distinct distributions. Using **BFS Sampling** results in highly concentrated edit targets, while **Random Sampling** produces more dispersed targets. Each target must maintain a plausible degree of factual integrity (‘‘The Eiffel Tower is located in Donald Trump’’ is not a good edit fact, for example). For each triplet $\langle s, r, o \rangle$, the edit target is modified to $\langle s, r, o' \rangle$, where o' is chosen to

Methods	#Edition	BFS Sampling												Random Sampling								
		1			2			3			inf			1			2			inf		
		Vanilla	GIE	Diff	Vanilla	GIE	Diff	Vanilla	GIE	Diff	Vanilla	GIE	Diff	Vanilla	GIE	Diff	Vanilla	GIE	Diff	Vanilla	GIE	Diff
FT	1	5.77	10.99	<u>5.22</u>	9.35	8.97	-0.38	9.45	8.89	-0.56	10.54	8.94	-1.60	-7.09			0.92			5.07	0.44	-4.63
	10	11.90	10.69	-1.20	11.91	10.65	-1.26	11.42	12.23	<u>0.82</u>	5.42	12.86	7.44	4.27	4.95	<u>0.68</u>	4.47	4.55	<u>0.08</u>	14.95	4.23	-10.72
	50	7.17	4.65	-2.52	4.78	3.89	-0.89	4.29	3.89	-0.40	3.73	5.23	1.50	3.21	1.48	-1.73	1.92	4.35	<u>2.43</u>	22.64	2.82	-19.82
	100	12.80	7.27	-5.53	6.89	6.14	-0.76	6.72			14.83	8.35	-6.48	5.19	5.15	-0.04	4.27	1.77	-2.50	6.50	5.04	-1.47
	200	14.54	9.34	-5.20	8.89	9.49	0.60	8.36			6.97	10.87	3.89	45.19	51.96	6.77	39.66	34.38	-5.28	24.77	46.52	21.76
FT+L	1	-2.30	1.27	<u>3.57</u>	-0.52	0.07	<u>0.59</u>	1.17	1.41	<u>0.24</u>	1.86	-0.66	<u>-2.52</u>	100.81			27.81			6.59	24.30	17.71
	10	-3.15	-0.76	<u>2.39</u>	-0.85	-0.14	<u>0.72</u>	-0.20	-0.24	-0.04	0.63	-1.01	<u>-1.64</u>	33.22	20.49	-12.73	24.11	21.37	-2.74	4.61	27.27	22.66
	50	-3.43	-2.87	0.56	-2.71	-3.07	-0.36	-2.48			-0.70	-2.35	-1.65	18.92	15.75	-3.17	19.79	14.56	-5.24	7.19	22.21	15.01
	100	-4.75	-5.34	-0.58	-5.05	-5.29	-0.24	-4.95			0.34	-4.58	-4.92	-3.12	-2.89	0.23	-3.39	-3.76	-0.37	10.36	-3.26	-13.62
	200	-2.59	-3.44	-0.84	-3.60	-3.81	-0.21	-3.11			-0.92	-2.99	-2.07	-2.45	-2.60	-0.15	-0.74	-3.64	-2.91	2.71	-1.96	-4.67
MEND	1	0.86	0.72	-0.14	0.07	-0.69	-0.76	-0.15	-0.37	-0.22	1.66	-0.07	-1.73	1.29			-0.11			1.51	0.29	-1.22
	10	-0.45	-1.26	-0.81	-0.66	-1.60	-0.95	-1.34	-1.77	-0.43	1.73	-0.36	-2.08	0.41	1.65	<u>1.24</u>	2.80	0.70	-2.10	8.87	3.79	-5.07
	50	360.75	493.50	<u>132.75</u>	427.41	450.42	<u>23.01</u>	549.66			137.39	455.15	317.75	89.14	76.42	<u>-12.72</u>	71.07	70.72	-0.36	45.04	75.22	30.19
	100	305.89	351.72	<u>45.83</u>	362.27	229.10	<u>-133.17</u>	338.70			134.81	407.41	272.61	315.42	285.40	<u>-30.02</u>	296.70	248.77	<u>-47.93</u>	108.53	332.79	224.26
	200	361.28	401.57	<u>40.29</u>	398.28	248.82	<u>-149.46</u>	513.83			170.13	459.61	289.48	428.39	390.63	<u>-37.76</u>	340.96	280.78	<u>-60.17</u>	150.13	442.50	292.37
ROME	1	-2.20	1.05	<u>3.24</u>	-0.23	-0.33	-0.13	4.05	<u>4.18</u>		4.69	-0.96	<u>-5.65</u>	-1.19			0.89			6.33	-0.06	-6.39
	10	1.88	1.05	-0.83	0.10	-0.48	-0.58	-0.27	4.09	<u>4.36</u>	5.75	-0.50	<u>-6.25</u>	3.55	5.57	<u>2.02</u>	4.16	7.43	3.27	6.73	2.00	-4.73
	50	99.09	81.91	<u>-17.18</u>	83.84	77.07	-6.77	78.50			64.81	90.04	28.22	921.70	980.84	59.14	1016.98	1001.62	-15.36	665.52	994.84	329.32
	100	112.31	88.60	<u>-23.71</u>	92.36	85.94	-6.41	84.03			65.95	99.95	33.25	524.14	572.46	48.33	465.61	570.95	105.34	244.14	458.92	214.78
	200	226.50	204.29	<u>-22.21</u>	201.34	197.18	-4.16	248.73			229.24	230.52	1.28	386.17	359.52	<u>-26.65</u>	461.55	346.48	-115.08	244.37	415.69	174.33
MEMIT	1	0.32	0.59	<u>0.27</u>	0.62	0.48	-0.14	0.32	0.61	<u>0.28</u>	-4.10	0.34	4.44	-2.73			-0.17			2.31	-0.32	-2.63
	10	-0.82	-0.22	<u>0.60</u>	0.41	0.69	<u>0.28</u>	0.01	-0.22	-0.23	-4.96	0.19	5.14	-0.09	1.33	<u>1.42</u>	-0.26	-0.21	<u>0.05</u>	2.13	-1.47	-3.60
	50	-0.65	-0.19	<u>0.46</u>	-0.75	-0.34	0.41	-0.32			2.70	-0.79	<u>-3.49</u>	-0.38	0.85	<u>1.23</u>	-0.20	-0.52	-0.32	3.26	-1.06	-4.31
	100	-0.87	0.08	<u>0.95</u>	-0.68	-0.12	0.56	-0.13			3.30	-0.89	<u>-3.41</u>	0.14	1.15	<u>1.02</u>	-0.42	0.64	1.06	2.65	-0.79	-3.44
	200	-0.66	1.18	<u>1.83</u>	0.34	0.31	-0.03	0.04			2.61	-0.80	<u>-3.41</u>	1.08	1.54	<u>1.46</u>	1.42	4.05	-0.97	4.05	0.86	-3.19
ICE	1	2.166	6.353	<u>4.187</u>	2.525	1.589	-0.936	2.588	3.963	<u>1.375</u>	232.538	2.22	<u>-230.318</u>	0.202			3.544			27.124	4.343	-22.781
	2	4.976	6.325	<u>1.349</u>	2.997	2.883	-0.114	3.239	3.713	<u>0.474</u>	47.943	2.16	<u>-45.783</u>	2.871			2.457			9.056	1.04	-8.016
	3	3.79	3.476	-0.314	1.77	1.616	-0.154	2.461	4.852	<u>2.391</u>	7.223	1.59	<u>-5.633</u>	1.138	3.286	<u>2.148</u>	3.003			0.453	1.753	1.3
	5	1.171	2.221	1.05	0.762	1.738	0.976	2.522	2.478	-0.044	10.261	0.989	<u>-9.272</u>	4.447	6.518	<u>2.071</u>	4.413	5.047	0.634	11.791	2.425	-9.366
	10	3.491	3.238	-0.253	1.329	2.18	0.851	8.009	4.195	-3.814	7.224	4.694	<u>-2.53</u>	2.118	5.011	<u>2.893</u>	3.096	2.857	-0.238	3.297	1.866	-1.431
SIR_top5	1	2.741	12.489	<u>9.748</u>	1.279	2.611	1.332	8.95	3.577	-5.373	5.371	1.214	<u>-4.157</u>	4.408	6.058	1.65	4.684	5.756	1.072	5.166	3.144	2.022
	10	-0.067	2.863	<u>2.93</u>	-0.499	-0.94	-0.441	-0.054	-0.869	-0.815	3.261	-1.39	<u>-4.66</u>	-3.631			-0.213			2.617	-0.35	-2.967
	50	0.862	2.349	<u>3.211</u>	-0.518	-0.501	0.017	-0.009	-1.021	-1.012	2.611	-1.34	<u>-3.951</u>	-0.318	0.905	<u>1.223</u>	0.451	0.157	0.608	1.811	-1.539	-3.350
	100	-0.322	-0.916	-0.594	-0.727	-0.073	0.654	0.083	-0.727	0.494	2.796	-1.43	<u>-3.929</u>	0.066	0.682	<u>1.316</u>	-0.239	-0.699	-0.460	2.064	-1.098	-3.162
	200	-0.982	0.828	1.81	-0.586	-0.092	0.494	0.087	0.036		2.219	-0.815	<u>-3.034</u>	0.318	1.417	<u>1.099</u>	-0.329	-0.527	-0.198	1.241	-0.476	-1.717
SIR_top10	1	-0.106	2.148	<u>2.254</u>	-0.706	-0.933	-0.227	-0.21	-0.61	-0.400	2.544	-1.394	<u>-3.931</u>	-1.365			-0.117			2.048	-0.384	-2.432
	10	0.798	2.473	<u>3.271</u>	-0.565	-0.51	0.055	0.309	-0.841	-1.151	3.168	-1.226	<u>-4.394</u>	-0.571	0.829	1.4	-0.496	-0.017	0.479	1.563	-1.549	-3.112
	50	-0.406	0.578	<u>0.984</u>	-0.939	-0.065	0.874	0.222			1.29	-1.552	<u>-2.842</u>	-0.57	0.565	<u>1.135</u>	-0.281	-1.216	-0.935	2.489	-0.985	-3.474
	100	-0.703	0.741	<u>1.444</u>	-0.705	-0.284	0.421	-0.133			1.47	-1.304	<u>-2.774</u>	-0.078	0.876	<u>0.954</u>	-0.084	0.012	0.096	1.404	-0.769	-2.173
	200	-0.838	0.947	<u>1.785</u>	0.339	0.481	0.142	0.1911			1.772	-0.728	<u>-2.5</u>	0.234	1.421	<u>1.187</u>	-0.054	-0.31	-0.256	1.528	-0.575	-2.103

Table 1: Comparative analysis of perplexity changes. The first row categorizes the distribution of edits, and the second row indicates the distances between affected and edited triplets, with “inf” signifying no connectivity. “Vanilla” denotes the change in perplexity on the vanilla knowledge graph before and after edits, whereas “GIE” signifies the change in perplexity following the application of GIE. The “Diff” column is obtained by subtracting “Vanilla” from “GIE”. Editing methods are specified in the leftmost column, while the adjacent column enumerates the number of edits applied. The slashed values indicate the method’s inability to accommodate the quantity of edits. Underlined values signify that the ripple effect in hidden space is more obvious than the other two variants. Bolded values indicate the presence of a ripple effect in hidden space, which is successfully discerned via GIE.

maintain the same relation r as the original object o , ensuring the edit remains plausible.

5.2 Baseline

5.2.1 Ripple Effect Evaluation Method

Vanilla This evaluation is conducted on the neighbors of edited nodes in KGs to analyze the ripple effects caused by model editing. By examining changes within the triplets that have factual connections with the edit target, this approach effectively measures the “ripple effect in the same entity”. **GIE** This method constructs a GIE graph based on the semantic similarity between each triplet to evaluate the ripple effect induced by model editing. GIE is particularly adept at highlighting how edits can influence seemingly unrelated nodes and connections, providing a more comprehensive view of the “ripple effects in hidden space”.

5.2.2 Model Editing Method

Fine-tuning (FT) the model’s parameters in a specific layer are updated using gradient descent with Adam optimizer and early stop strategy. **Con-**

strained Fine-Tuning (FT+L) (Zhu et al., 2020) fine-tuning with an L_∞ norm constraint on weight changes. **MEND** (Mitchell et al., 2022a) the model’s parameters are updated through a hypernetwork using a low-rank decomposition of the gradient from standard fine-tuning. **ROME** (Meng et al., 2022) uses causal intervention for identifying neuron activations that are decisive in a model’s factual predictions, then computes and inserts key-value pairs into specific MLP layers. **MEMIT** (Meng et al., 2023) improves ROME for mass editing of diverse knowledge. For multiple edits, updates are distributed across various MLP layers in a top-down approach to avoid unintended impacts of inadvertently influencing edited layers when editing layers. **In-context Editing (ICE)** (Cohen et al., 2023) does not introduce changes to the model parameters, but prepend the following prefix to the input prompt: “Imagine that $\langle O^* \rangle$ would have been $\langle P_r \rangle$ ”. **SIR** represents our proposed methodology. SIR incorporates identifying and selective re-editing triplets for more effective and efficient model editing. Additional implementation details

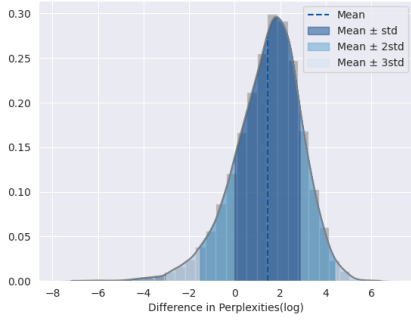


Figure 1: The frequency distribution of perplexity changing after model editing.

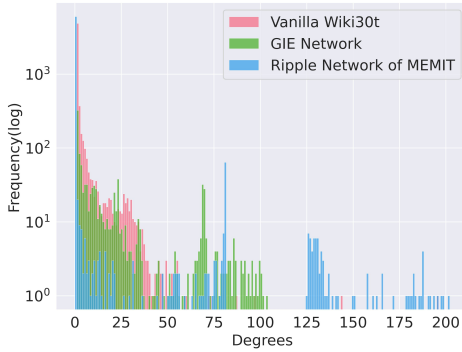


Figure 3: the frequency of node degrees within the vanilla KG, GIE network and Ripple Network of MEMIT.

are offered in Appendix A.3

5.3 Metric

We employ perplexity as the primary metric to measure the model’s confidence in generating, for it is sensitive to shifts in the probability distribution. It is defined as the exponentiated average negative log-likelihood of a sequence. If we have a tokenized sequence $X = (x_0, x_1, \dots, x_t)$, then the perplexity of X is

$$PPL(X) = \exp \left\{ -\frac{1}{t} \sum_i^t \log p_\theta(x_i | x_{<i}) \right\}, \quad (10)$$

where $\log p_\theta(x_i | x_{<i})$ is the log-likelihood of the i th token conditioned on the preceding $x_{<i}$ according to the model. Additional experiments utilizing alternative metrics (BLEU, ROUGE) are documented in Appendix A.4.

6 Experiment

6.1 Overall Ripple Effects Evaluation

Ripple Effect Differs on Both Different Edit Quantities and Distributions. As shown in Tab. 1,

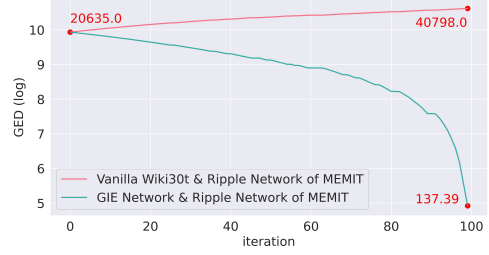


Figure 2: The GED’s change, with the x-axis representing the iterations of building the Ripple Network of MEMIT. The higher the score is, the more structural difference the two graphs have.

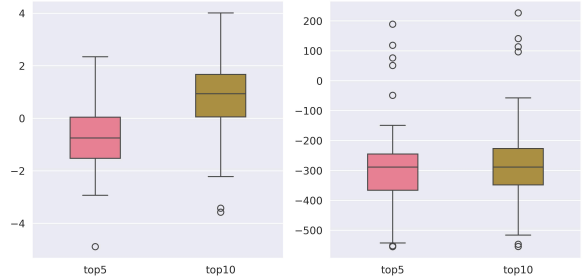


Figure 4: Average changing in perplexity attributed to SIR. The left panel shows the overall perplexity’s change, while the right panel shows the changing in perplexity for the triplets that similar with the edit targets.

the evaluation results indicate that model performance is influenced by both the quantity and the distribution of the edits. The intensity of the ripple effect escalates with an increasing number of edits; under identical edit quantities, the ripple effect is generally more pronounced in breadth-first search (BFS) distributed edits than randomly distributed edits.

Excessive Edits Lead to Model Deterioration.

The performance of ROME and MEND significantly deteriorates when the number of edits exceeds 50. Although FT+L appears stable in Tab. 1, it is not a practical approach as its updating mechanism restricts weight adjustments, thereby hindering the efficient update of parameters and the generation of meaningful sentences, as evidenced in Tab. 3.

“Ripple Effect in Hidden Space” Causes Greater Model Degradation than “Ripple Effect in the Same Entity”. Moreover, the experiment examines the impact of similarity between edited and pre-edit triplets. From Tab. 1, it can be deduced that proximity on the vanilla KG does not always result in a more significant ripple effect compared

Samples Generated by GPT2-XL	
Edit request	(Ethiopia, member of, <u>United Nations</u>) → (Ethiopia, member of, <u>European Union</u>)
Pre-Edit	The given name of Elizabeth Christ is a common name in the United States. Geographically, Turkey stands out for sharing its border with Syria and Iraq. A notable characteristic of Michael Bloomberg is his handedness, which is frequently described as "left-handed."
Post-Edit	The given name of Elizabeth Christ is <u>Elizabeth Stedman</u> , she is the founder and editor of Christ and Pop Culture. ✗
MEMIT	Geographically, Turkey stands out for sharing its border with <u>Turkey</u> , but is not part of the EU. ✗ A notable characteristic of Michael Bloomberg is his handedness, which is of his left <u>eye</u> . ✗
ICE	The given name of Elizabeth Christ is a common English first name for a woman, and it is used in <u>Ethiopia</u> as a first name, and in the UK as a surname. ✗ Geographically, Turkey stands out for sharing its border with <u>Ethiopia</u> and has been a key transit point for African migrants. ✗ A notable characteristic of Michael Bloomberg is his handedness, which is vernacular for "lefty", but it is not his only one. ✓
SIR(top5)	The given name of Elizabeth Christ is <u>Elizabeth</u> . ✓ Geographically, Turkey stands out for sharing its border with <u>Syria</u> . ✓ A notable characteristic of Michael Bloomberg is his handedness, which is of his left <u>eye</u> . (not re-edited) ✗
SIR(top10)	The given name of Elizabeth Christ is <u>Elizabeth</u> . ✓ Geographically, Turkey stands out for sharing its border with <u>Syria</u> . ✓ A notable characteristic of Michael Bloomberg is his handedness, which is <u>left-handed</u> . ✓

Table 2: Case Study of text Generated by GPT2-XL with and without SIR implementation.

Name	#Triplets	#Entities	#Relation	#Prompt
wiki5m	21,354,359	4,813,490	824	-
wiki30t	30,319	10,571	269	14,148

Table 4: The statistic information to the KGs used in the experiments.

to the GIE network, challenging the inherent assumption that “closer nodes are necessarily more affected by editing” (Cohen et al., 2023). There is no consistent correlation between distance on the vanilla KG and decreased performance. Both proximate and distant triplets are susceptible to changes following model editing.

The objective of the GIE network is to minimize the distance between triplets affected by the “ripple effect in hidden space” and the edited triplets while simultaneously increasing the distance between unaffected triplets and the edited ones. As the bolded numbers in Tab. 1 demonstrate, triplets in closer proximity to edit targets in the GIE network exhibited an increase in perplexity, while nodes with no connectivity showed a decrease in perplexity relative to the vanilla KG, highlighting the effectiveness of our proposed GIE method.

The underlined numbers in Tab. 1 specifically highlight the differential change in perplexity under the GIE method compared to the vanilla KG. For instance, in the BFS method under 1 edit, the

Samples Generated by Crashed Model	
FT(50 edits)	The given name of Elizabeth Christ is <u>name of Chrispher Columbus Christ is a common European name</u> . Geographically, Turkey stands out for sharing its border with <u>ulov 150101 Crimean Tatar Kazakh Kazakhstan Kosovo Kyrgyzstan Lao People's Democratic Repub. . .</u> A notable characteristic of Michael Bloomberg is his handedness, which is <u>ia of the city</u> .
FT+L(10 edits)	The given name of Elizabeth Christ is <u>is is is is is is is is is is . . .</u> Geographically, Turkey stands out for sharing its border with <u>(((((II IIIII. . .</u> A notable characteristic of Michael Bloomberg is his handedness, which is <u>urch ouchurchurchurchur. . .</u>
MEND(50 edits)	The given name of Elizabeth Christ is <u>the" for@","@ the- " for the . . .</u> Geographically, Turkey stands out for sharing its border with <u>)))))")")")"@":"", " and and . . .</u> A notable characteristic of Michael Bloomberg is his handedness, which is <u>nd for" on")@@" the"))" the-. . .</u>
ROME(50 edits)	The given name of Elizabeth Christ is <u>Winia Ss- stick event set S Beef Beefld e Avg. . .</u> Geographically, Turkey stands out for sharing its border with <u>Noinia the remotely Avg Medalinia F64 crank Tat . . .</u> A notable characteristic of Michael Bloomberg is his handedness, which is <u>the6 Avg Avg Avg Avg Avg Avg Avg . . .</u>
Samples Generated by SIR-edited Model	
SIR(top5, 200 Edits)	The given name of Elizabeth Christ is <u>Elizabeth Ann Christ</u> . Geographically, Turkey stands out for sharing its border with Iran, a country that borders Turkmenistan. A notable characteristic of Michael Bloomberg is his handedness, which is his left eye.
SIR(top10, 200 Edits)	The given name of Elizabeth Christ is <u>Elizabeth Ann Christ</u> . Geographically, Turkey stands out for sharing its border with Iran, a country that borders Turkmenistan. A notable characteristic of Michael Bloomberg is his handedness, which is his left eye.

Table 3: Cases for different editing methods dealing with multiple edits.

difference between the vanilla KG and GIE underscores a significant discrepancy when the hidden aspects of data are considered. It indicates that the influence of the ripple effect in hidden space is markedly more significant than in the same entity, where the difference was either less pronounced or negative, as observed in the subsequent entries of the same row.

6.2 In-depth Comparison towards Two Types of Ripple Effect

The vanilla KG is instrumental in measuring the ripple effect within the same entity. Conversely, the GIE Network effectively captures ripple effects within latent spaces. By reconstructing the overall ripple effect into another network, we can assess the relative contribution of each type of ripple effect to the overall deterioration of model performance.

To investigate this, we employ MEMIT, the state-of-the-art model editing method, to construct a Ripple Network. This network is built through an iterative process that involves editing facts, identifying the most affected entities, and establishing connections between these entities and the edited ones. The process is repeated 100 times to ensure comparable scale and structure between the Ripple Network of MEMIT and the vanilla KG.

Despite having similar edge counts (10^4) and densities, the two graphs exhibit significant struc-

tural divergence. To quantify this dissimilarity, we utilize Graph Edit Distance (GED), a metric that assesses the impact of alterations on the structural integrity and informational consistency of knowledge graphs. We calculate a simplified version of GED using the L1-norm:

$$\text{GED} = \log \left(\left| \mathbf{G}_{\text{adj}} - \mathbf{G}'_{\text{adj}} \right| \right),$$

where \mathbf{G}_{adj} and \mathbf{G}'_{adj} represent the adjacency matrices of the two graphs, respectively.

Fig. 2 illustrates the evolution of GED across iterations for different network configurations. The initial high GED is attributed to the absence of links in the Ripple Network of MEMIT at iteration 0. As the iterations progress, the GED between Ripple Network and GIE Network gradually decreases, indicating that the GIE Network’s structure becomes increasingly similar to that of the Ripple Network. It suggests that the Ripple Effect in Hidden Space significantly contributes to the overall decrease in model performance. Conversely, the GED between the Ripple Network and the vanilla KG continues to increase, implying that the vanilla KG contains numerous unrelated links and is not well-suited for detecting the ripple effect.

Fig. 3 presents the frequency distribution of node degrees for the three networks. The vanilla KG exhibits a rapidly declining frequency of higher node degrees, a characteristic common in real-world networks. In contrast, the Ripple Network of MEMIT displays a more uniform distribution across various node degrees, indicating a more evenly distributed connectivity. Interestingly, the structure of the GIE Network more closely resembles that of the vanilla KG rather than the Ripple Network, suggesting potential for further improvement in the GIE method.

6.3 In-depth Analysis of SIR Based on Perplexity Changing

Fig. 1 presents the frequency distribution of perplexity changes before and after typical model edits. The figure suggests that these changes in the evaluation metric approximately follow a normal distribution. Hence, a triplet with significant perplexity change can be defined as one where the change exceeds a certain threshold: $\delta > \mu + 2\sigma$. Here, δ denotes the change in perplexity before and after editing, μ is the mean, and σ is the standard deviation. So, we find that only a few triplets exhibit significant changes in perplexity during one single model editing.

Therefore, SIR effectively mitigates the ripple effect by selectively re-editing a small subset of triplets. We assess the efficacy of the SIR method by comparing the re-editing of different numbers of the top-K triplets that are most similar to the edit targets. As illustrated in Fig. 4, re-editing the top-5 triplets substantially reduces overall perplexity, with a particularly marked improvement for these specific triplets. However, extending the re-edits to the top-10 triplets slightly increases overall perplexity due to the complexities introduced by numerous edits.

6.4 Case Study

In Tab. 2, we investigate the changes in text generated by GPT2-XL in response to an edit request, focusing on the sentences that are among the top 10 triplets with embeddings most similar to the edit target. Prior to editing, the model generates accurate and coherent content; however, after editing, a subset of the outputs, identified as the triplets that have the most similar embedding to the edit target by GIE, contain incorrect or nonsensical samples. Employing SIR enables the model to generate accurate results once again. Nevertheless, since the third fact was not among the top 5 triplets with embeddings most similar to the edit target, it was not re-edited in SIR(top5), causing the model to maintain the same outputs for that fact. Tab. 3 illustrates that when handling multiple edits, FT, FT+L, MEND, and ROME cause severe model crashes. The model generates repetitive word patterns and fails to produce coherent sentences, rendering quantitative assessment impractical, leading us to strike out the result in Tab. 1.

7 Conclusion

In conclusion, this paper has made significant strides in understanding and mitigating the ripple effect in the hidden space, a complex and challenging issue in editing LLMs. We have proposed an innovative evaluation methodology, Graphical Impact Evaluation (GIE), which effectively identifies the ripple effect in the hidden space during model editing. Furthermore, we have developed a novel model editing method, the Selective Impact Re-Editing Approach (SIR), which leverages the design of GIE to mitigate the ripple effect in the hidden space. Our comprehensive evaluations and comparative experiments have demonstrated the effectiveness of both GIE and SIR. However, the

ripple effect in the hidden space remains a significant challenge in all current model editing methods, underscoring the need for continued research and development in this area.

Limitation

Efficiency Our approach involves editing and evaluating based on a KG. Owing to the large scale of KG, this process is both time-intensive and demands substantial computational resources.

Dependence on KGs Our methodology relies on KGs. However, ensuring the quality of these graphs proves to be a complex task. Evaluating KGs in practical scenarios presents many challenges.

Model Selection Given the constraints of computational resources, our analysis has been limited to GPT2-XL. However, the effectiveness of our method for models of varying sizes and architectures needs further investigation.

Ethics Statement

Model editing involves changing how language models output. Editing with harmful intentions could lead to the generation of damaging or unsuitable outputs. Therefore, it's essential to ensure safe and harmless model editing. Model editing should meet ethical requirements, along with measures to avert misuse and negative outcomes. Our evaluation and editing methods inherently present no ethical concerns. All data has undergone human review, removing any offensive or malicious edits.

References

- Tom Brown, Benjamin Mann, Nick Ryder, Melanie Subbiah, Jared D Kaplan, Prafulla Dhariwal, Arvind Neelakantan, Pranav Shyam, Girish Sastry, Amanda Askell, et al. 2020. Language models are few-shot learners. *Advances in neural information processing systems*, 33:1877–1901.
- Roi Cohen, Eden Biran, Ori Yoran, Amir Globerson, and Mor Geva. 2023. [Evaluating the ripple effects of knowledge editing in language models](#). *Preprint*, arXiv:2307.12976.
- Damai Dai, Li Dong, Yaru Hao, Zhifang Sui, Baobao Chang, and Furu Wei. 2022. Knowledge neurons in pretrained transformers. In *Proceedings of the 60th Annual Meeting of the Association for Computational Linguistics (Volume 1: Long Papers)*, pages 8493–8502.
- Nicola De Cao, Wilker Aziz, and Ivan Titov. 2021. [Editing factual knowledge in language models](#). In *Proceedings of the 2021 Conference on Empirical Methods in Natural Language Processing*, pages 6491–6506, Online and Punta Cana, Dominican Republic. Association for Computational Linguistics.
- Bhuwan Dhingra, Jeremy R Cole, Julian Martin Eisenschlos, Daniel Gillick, Jacob Eisenstein, and William W Cohen. 2022. Time-aware language models as temporal knowledge bases. *Transactions of the Association for Computational Linguistics*, 10:257–273.
- Jia-Chen Gu, Hao-Xiang Xu, Jun-Yu Ma, Pan Lu, Zhen-Hua Ling, Kai-Wei Chang, and Nanyun Peng. 2024. [Model editing can hurt general abilities of large language models](#). *Preprint*, arXiv:2401.04700.
- Zhouhong Gu, Xiaoxuan Zhu, Haoning Ye, Lin Zhang, Jianchen Wang, Sihang Jiang, Zhuozhi Xiong, Zihan Li, Qianyu He, Rui Xu, et al. 2023. Xiezhi: An ever-updating benchmark for holistic domain knowledge evaluation. *arXiv preprint arXiv:2306.05783*.
- Peter Hase, Mona Diab, Asli Celikyilmaz, Xian Li, Zornitsa Kozareva, Veselin Stoyanov, Mohit Bansal, and Srinivasan Iyer. 2021. Do language models have beliefs? methods for detecting, updating, and visualizing model beliefs. *arXiv preprint arXiv:2111.13654*.
- Jason Hoelscher-Obermaier, Julia Persson, Esben Kran, Ioannis Konstas, and Fazl Barez. 2023a. [Detecting edit failures in large language models: An improved specificity benchmark](#). *Preprint*, arXiv:2305.17553.
- Jason Hoelscher-Obermaier, Julia Persson, Esben Kran, Ioannis Konstas, and Fazl Barez. 2023b. [Detecting edit failures in large language models: An improved specificity benchmark](#). In *Findings of the Association for Computational Linguistics: ACL 2023*, pages 11548–11559, Toronto, Canada. Association for Computational Linguistics.
- Joel Jang, Seonghyeon Ye, Sohee Yang, Joongbo Shin, Janghoon Han, Gyeonghun KIM, Stanley Jungkyu Choi, and Minjoon Seo. 2022. [Towards continual knowledge learning of language models](#). In *International Conference on Learning Representations*.
- Fred Jelinek, Robert L Mercer, Lalit R Bahl, and James K Baker. 1977. Perplexity—a measure of the difficulty of speech recognition tasks. *The Journal of the Acoustical Society of America*, 62(S1):S63–S63.
- Angeliki Lazaridou, Adhi Kuncoro, Elena Gribovskaya, Devang Agrawal, Adam Liska, Tayfun Terzi, Mai Gimenez, Cyprien de Masson d’Autume, Tomas Kocisky, Sebastian Ruder, et al. 2021. Mind the gap: Assessing temporal generalization in neural language models. *Advances in Neural Information Processing Systems*, 34:29348–29363.
- Omer Levy, Minjoon Seo, Eunsol Choi, and Luke Zettlemoyer. 2017. [Zero-shot relation extraction via reading comprehension](#). In *Proceedings of the 21st Conference on Computational Natural Language Learning (CoNLL 2017)*, pages 333–342, Vancouver, Canada. Association for Computational Linguistics.

- Daliang Li, Ankit Singh Rawat, Manzil Zaheer, Xin Wang, Michal Lukasik, Andreas Veit, Felix Yu, and Sanjiv Kumar. 2022. Large language models with controllable working memory. *arXiv preprint arXiv:2211.05110*.
- Xiaopeng Li, Shasha Li, Shezheng Song, Jing Yang, Jun Ma, and Jie Yu. 2023a. Pmet: Precise model editing in a transformer. *arXiv preprint arXiv:2308.08742*.
- Zhoubo Li, Ningyu Zhang, Yunzhi Yao, Mengru Wang, Xi Chen, and Huajun Chen. 2023b. Unveiling the pitfalls of knowledge editing for large language models. *arXiv preprint arXiv:2310.02129*.
- Chin-Yew Lin. 2004. Rouge: A package for automatic evaluation of summaries. In *Text summarization branches out*, pages 74–81.
- Aman Madaan, Niket Tandon, Peter Clark, and Yiming Yang. 2022. Memory-assisted prompt editing to improve gpt-3 after deployment. In *Proceedings of the 2022 Conference on Empirical Methods in Natural Language Processing*, pages 2833–2861.
- Kevin Meng, David Bau, Alex Andonian, and Yonatan Belinkov. 2022. Locating and editing factual associations in gpt. *Advances in Neural Information Processing Systems*, 35:17359–17372.
- Kevin Meng, Arnab Sen Sharma, Alex J Andonian, Yonatan Belinkov, and David Bau. 2023. [Mass-editing memory in a transformer](#). In *The Eleventh International Conference on Learning Representations*.
- Eric Mitchell, Charles Lin, Antoine Bosselut, Chelsea Finn, and Christopher D Manning. 2022a. [Fast model editing at scale](#). In *International Conference on Learning Representations*.
- Eric Mitchell, Charles Lin, Antoine Bosselut, Christopher D Manning, and Chelsea Finn. 2022b. Memory-based model editing at scale. In *International Conference on Machine Learning*, pages 15817–15831. PMLR.
- Thomas Müller, Alex Evans, Christoph Schied, and Alexander Keller. 2022. Instant neural graphics primitives with a multiresolution hash encoding. *ACM Transactions on Graphics (ToG)*, 41(4):1–15.
- Shikhar Murty, Christopher D Manning, Scott Lundberg, and Marco Tulio Ribeiro. 2022. Fixing model bugs with natural language patches. In *Proceedings of the 2022 Conference on Empirical Methods in Natural Language Processing*, pages 11600–11613.
- OpenAI. 2023. [Gpt-4 technical report](#). *Preprint*, arXiv:2303.08774.
- Kishore Papineni, Salim Roukos, Todd Ward, and Wei-Jing Zhu. 2002. Bleu: a method for automatic evaluation of machine translation. In *Proceedings of the 40th annual meeting of the Association for Computational Linguistics*, pages 311–318.
- Alec Radford, Jeffrey Wu, Rewon Child, David Luan, Dario Amodei, Ilya Sutskever, et al. 2019. Language models are unsupervised multitask learners. *OpenAI blog*, 1(8):9.
- Mansi Sakarvadia, Aswathy Ajith, Arham Khan, Daniel Grzenda, Nathaniel Hudson, André Bauer, Kyle Chard, and Ian Foster. 2023. Memory injections: Correcting multi-hop reasoning failures during inference in transformer-based language models. *arXiv preprint arXiv:2309.05605*.
- Chenglei Si, Zhe Gan, Zhengyuan Yang, Shuohang Wang, Jg Wang, Jordan Lee Boyd-Graber, and Lijuan Wang. 2023. [Prompting GPT-3 to be reliable](#). In *The Eleventh International Conference on Learning Representations*.
- Anton Sinitsin, Vsevolod Plokhotnyuk, Dmitry Pyrkov, Sergei Popov, and Artem Babenko. 2019. Editable neural networks. In *International Conference on Learning Representations*.
- Hugo Touvron, Thibaut Lavril, Gautier Izacard, Xavier Martinet, Marie-Anne Lachaux, Timothée Lacroix, Baptiste Rozière, Naman Goyal, Eric Hambro, Faisal Azhar, et al. 2023. Llama: Open and efficient foundation language models. *arXiv preprint arXiv:2302.13971*.
- Song Wang, Yaochen Zhu, Haochen Liu, Zaiyi Zheng, Chen Chen, and Jundong Li. 2023. [Knowledge editing for large language models: A survey](#). *Preprint*, arXiv:2310.16218.
- Xiaozhi Wang, Tianyu Gao, Zhaocheng Zhu, Zhengyan Zhang, Zhiyuan Liu, Juanzi Li, and Jian Tang. 2021. Kepler: A unified model for knowledge embedding and pre-trained language representation. *Transactions of the Association for Computational Linguistics*, 9:176–194.
- Yunzhi Yao, Peng Wang, Bozhong Tian, Siyuan Cheng, Zhoubo Li, Shumin Deng, Huajun Chen, and Ningyu Zhang. 2023. Editing large language models: Problems, methods, and opportunities. *arXiv preprint arXiv:2305.13172*.
- Wayne Xin Zhao, Kun Zhou, Junyi Li, Tianyi Tang, Xiaolei Wang, Yupeng Hou, Yingqian Min, Beichen Zhang, Junjie Zhang, Zican Dong, et al. 2023. A survey of large language models. *arXiv preprint arXiv:2303.18223*.
- Chen Zhu, Ankit Singh Rawat, Manzil Zaheer, Srinadh Bhojanapalli, Daliang Li, Felix Yu, and Sanjiv Kumar. 2020. Modifying memories in transformer models. *arXiv preprint arXiv:2012.00363*.

A Appendix

A.1 Prompt

In constructing our dataset, we utilize GPT4 to generate prompts that integrate specific subjects with their corresponding predicates. As illustrated in

Prompt used in dataset construction
<p>Prompt</p> <p>In this case, I will provide a triplet (s, p, o), and I need you to design 3-5 prompts based on this triplet. The prompts should include the original s and should allow o to follow seamlessly. For example, if I give the triplet {'s': 'White House', 'p': 'architectural style', 'o': 'Neoclassical architecture'}, your answer should be in JSON format like {'s': 'White House', 'p': 'architectural style', 'o': 'Neoclassical architecture', 'prompt': ['White House is designed in the architectural style of ', 'The White House showcases the distinctive architectural style of ', 'When discussing the architectural style of the White House, one immediately thinks of']}. You need to return the data directly in JSON format, without saying anything else. This time, the triplet I provide is {'s': '', 'p': '', 'o': ''}.</p> <p>Example Triplet</p> <pre>{ "s": "Washington, D.C.", "p": "shares border with", "o": "Virginia" }</pre> <p>Response</p> <pre>{ "s": "Washington, D.C.", "p": "shares border with", "o": "Virginia", "prompt": ["Washington, D.C. is known for sharing its border with ", "A key geographical feature of Washington, D.C. is its border with ", "Discussing the borders of Washington, D.C., one commonly mentions its adjacency to ", "An important aspect of Washington, D.C.'s location is its shared border with ", "In the context of regional boundaries, Washington, D.C. is notably adjacent to "] }</pre>

Table 5: Example of prompt generation based on a given triplet for dataset construction.

Tab. 5, this method ensures the quality and fluency of our data.

We also utilize GPT4 to generate ICE prefix prompts. Tab. 6 shows an example.

Prompt used for ICE
<p>Prompt</p> <p>In this case, I will give you a json, please help me to output it in subjunctive mood. For example: given {"prompt": "{} is a relative of ", "subject": "Donald Trump", "target": "Glenn D'Hollander"}. You need to output "Imagine that Glenn D'Hollander would have been a relative of Donald Trump." This time, the json I provide is {"prompt": "", "subject": "", "target": ""}.</p> <p>Example JSON</p> <pre>{ "prompt": "{} held the position of ", "subject": "Donald Trump", "target": "president of the Constitutional Court of Spain" }</pre> <p>Response</p> <p>Imagine that Donald Trump had held the position of president of the Constitutional Court of Spain.</p>

Table 6: Example of prefix prompt generation for ICE.

A.2 Model Selection

Due to the limitation of computation resources, we perform experiments on GPT2-XL (Radford et al., 2019). GPT-2 XL is the 1.5B parameter version of GPT-2, a transformer-based language model created and released by OpenAI. The model is a pre-trained model on the English language using a causal language modeling (CLM) objective. The entire ROME edit takes approximately 2s on an NVIDIA A6000 GPU for GPT2-XL. MEMIT takes 3226.35 sec \approx 0.90 hr for 10,000 updates on GPT-J.

A.3 Implementation details

FT / FT+L For basic Fine-Tuning (FT), we follow (Meng et al., 2022) re-implementation in their study, using Adam (Müller et al., 2022) with early stopping to minimize $-\log \mathbb{P}_{G'}[o^*|p]$, changing only mlp_{proj} weights at selected layer 1. We use a learning rate of 5×10^{-4} and early stop at a 0.03 loss.

For constrained fine-tuning (FT+L) (Zhu et al., 2020), we add an L_∞ norm constraint: $\|\theta_{G'} - \theta_G\|_\infty \leq \epsilon$. It is achieved in practice by clamping weights $\theta_{G'}$ to the $\theta_G \pm \epsilon$ range at each gradient step. We select layer 0 and $\epsilon = 5 \times 10^{-4}$. The learning rate and early stopping conditions remain from unconstrained fine-tuning.

MEND (Mitchell et al., 2022a) learn a rank-1 decomposition of the negative log-likelihood gradient of some subset of θ_G . Hyperparameters are adopted from given default configurations.

ROME (Meng et al., 2022) conceptualizes the MLP module as a straightforward key-value store. We directly apply the code and MLP weight provided by the original paper and keep the default setting for hyperparameters. We perform the intervention at layer 18, and covariance statistics are collected using 100,000 Wikitext samples.

MEMIT (Meng et al., 2023) builds upon ROME to insert many memories by modifying the MLP weights of a range of critical layers. Using their code, we tested the MEMIT ability, and all hyperparameters followed the same default settings. For GPT2-XL, we choose layers = [3, 4, 5, 6, 7, 8].

ICE (Cohen et al., 2023) does not introduce changes to the model parameters, but prepend the following prefix to the input prompt: "Imagine that $\langle O^* \rangle$ would have been $\langle P_r \rangle$ ". The prompts are generated using GPT4. See Tab. 6 for an example. Due to input length constraints, we conducted ex-

periments with edit amounts set to [1, 2, 3, 5, 8, 10].

SIR re-edit the topK outliers. We use MEMIT to perform re-editing. All hyperparameters follow the same default settings with MEMIT. We conducted experiments with K set to [5, 10].

A.4 Other metrics

We performed experiments utilizing alternative metrics. Fig. 5 shows the detailed results. This set of bar graphs presents results across two different sampling strategies: Breadth-First Search (BFS) and Random sampling. Within each graph, model editing methods are compared. The bars are grouped by the number of edits, ranging from 1 to 200, with each group color-coded for clarity. The height of the bars corresponds to the metric’s value on a logarithmic scale. In the PPL graphs, the horizontal line represents the average PPL of the dataset before model editing. In the computation of BLEU and ROUGE metrics, the text generated by the post-edit model is employed as the Predictions. In contrast, the text generated by the original model serves as the Reference. It facilitates a comparative analysis of the discrepancies between the pre-edit and post-edit outputs. After evaluating these metrics comparatively, we have selected PPL as the metric of choice for our experiment.

A.5 License

In the course of developing the methodologies and implementations detailed within this study, we have incorporated codes that are distributed under the terms of the MIT License ¹. It significantly bolstered our research, enabling us to focus on the novel contributions of our work without the necessity of developing foundational components from scratch. We extend our profound gratitude to the original authors for their invaluable contributions to the open-source community and affirm our commitment to adhering to the stipulations of the MIT License.

¹<https://github.com/kmeng01/memit>



Figure 5: Perplexity, BLEU and Rouge score.