

Harnessing two-photon dissipation for enhanced quantum measurement and control

A. Marquet,^{1,2} S. Dupouy,^{1,2} U. Réglade,^{1,3} A. Essig,¹ J. Cohen,¹ E. Abertinale,¹
A. Bienfait,² T. Peronnin,¹ S. Jezouin,¹ R. Lescanne,^{1,*} and B. Huard^{2,*}

¹*Alice & Bob, 53 Bd du Général Martial Valin, 75015 Paris, France*

²*Ecole Normale Supérieure de Lyon, CNRS, Laboratoire de Physique, F-69342 Lyon, France*

³*Laboratoire de Physique de l'Ecole normale supérieure,*

ENS-PSL, CNRS, Sorbonne Université, Université Paris Cité,

Centre Automatique et Systèmes, Mines Paris, Université PSL, Inria, Paris, France

(Dated: March 13, 2024)

Dissipation engineering offers a powerful tool for quantum technologies. Recently, new superconducting devices demonstrated an engineered two-photon dissipation rate exceeding all other relevant timescales. In particular, they have proven most useful to prevent transitions between the logical states $|\pm\alpha\rangle$ of a cat qubit. Here, we present three key applications of strong two-photon dissipation for quantum measurement and control, beyond cat qubit stabilization. Firstly, we demonstrate its efficacy in overcoming limitations encountered in Wigner tomography at high photon numbers. Secondly, we showcase its potential for realizing universal gates on cat qubits, exploiting the coherent mapping between cat qubit states and superpositions of 0 and 1 photons. Finally, we harness the transient dynamics of a cat state under two-photon dissipation to prepare squeezed cat states with a squeezing factor exceeding 3.8 dB.

The perception of dissipation in quantum systems has undergone a drastic change. Once seen as a relentless foe, it is now being recognized as a potential ally, capable of being ‘tamed’ to become a valuable tool for quantum measurements, control, and quantum error correction [1–5]. Within the framework of bosonic codes, dissipation offers a strategy to remove entropy from a *memory* mode (e.g., superconducting resonator, trapped ions, spin ensemble) and thereby stabilize a logical qubit [6–21]. This is achieved by carefully tailoring the coupling between the memory and its environment, inducing an effective dissipation that confines information within the desired qubit subspace and prevents leakage into the broader Hilbert space. This technique has proven particularly successful in stabilizing *cat qubits*, [8, 9, 11, 12, 16, 18, 19], whose computational basis comprises two coherent states $|\pm\alpha\rangle$. A key resource in this process is two-photon dissipation, where the memory loses pairs of photons to a low-temperature environment at a rate κ_2 . A two-photon drive acting on the memory completes the stabilization process of the cat qubit.

This work explores the broader potential of two-photon dissipation beyond cat qubit stabilization. We leverage the *autoparametric cat* device [19], which boasts an engineered two-photon dissipation rate κ_2 exceeding the residual single-photon loss rate $\kappa_1 = (11\ \mu\text{s})^{-1}$ by two orders of magnitude. Following proposals in [22, 23], we harness two-photon dissipation to extend Wigner tomography protocols to large photon numbers, and achieve universal control of cat qubits within a timescale κ_2^{-1} . Furthermore, we demonstrate the preparation of squeezed cat states with a squeezing parameter reaching 3.9 dB.

Existing devices [9, 11, 12, 16, 18, 19] that demonstrate two-photon dissipation use a dedicated mode, denoted as the buffer, to mediate the interaction between the memory and its environment. In our experiment, this buffer dissipates photons at a rate $\kappa_b/2\pi \approx 40$ MHz (Fig. 1a). The memory and buffer modes are coupled through a nonlinear element implementing a two-to-one photon exchange Hamiltonian $\hat{H} = \hbar g_2 \hat{m}^2 \hat{b}^\dagger + h.c.$ at a rate g_2 . Here, \hat{m} and \hat{b} represent the annihilation operators of the memory and buffer modes, respectively. This interaction is realized in our experiment using a 3-wave mixing interaction under the condition $2\omega_m = \omega_b$, characteristic of autoparametric systems [19, 24].

Operating in the regime $\kappa_b \geq 8g_2|\alpha|$ ensures that photons in the buffer mode are evacuated into the environment at a faster rate than they are converted into pairs of photons in the memory. This allows for the adiabatic elimination of the buffer mode, leading to an effective dissipation operator $\sqrt{\kappa_2}\hat{m}^2$ where $\kappa_2 = 4g_2^2/\kappa_b$. In the autoparametric cat device [19], an external flux bias ϕ_{ext} can be used to activate or deactivate two-photon dissipation. We have identified a specific flux point, ϕ_{on} , at which $\omega_b = 2\omega_m$, resulting in $\kappa_2/2\pi = 2.16$ MHz. Another flux point, ϕ_{off} with negligible $\kappa_2/2\pi$ serves to disable two-photon dissipation (details in [24]). It is chosen at a point where the self-Kerr effect is weak.

Let us begin by demonstrating how two-photon dissipation can address limitations in Wigner tomography, as proposed in [23]. The Wigner function of a density matrix $\hat{\rho}$ is proportional to the expectation value of the parity operator $\hat{\mathcal{P}} = e^{i\pi\hat{m}^\dagger\hat{m}}$ after the memory has undergone a displacement operation $\hat{\mathcal{D}}(-\beta) = e^{-(\beta\hat{m}^\dagger - \beta^*\hat{m})}$:

$$W_{\hat{\rho}}(\beta) = \frac{2}{\pi} \text{Tr} \left(\hat{\mathcal{D}}(\beta)^\dagger \hat{\rho} \hat{\mathcal{D}}(\beta) \hat{\mathcal{P}} \right). \quad (1)$$

The displacement is achieved by driving the memory on resonance with a pulse whose complex amplitude scales

* These authors co-supervised the project

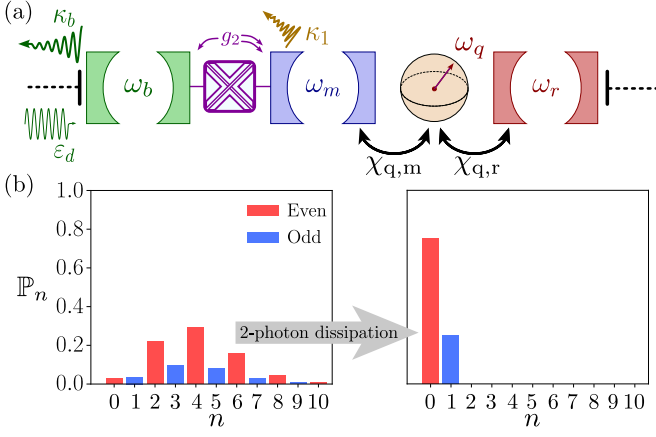


FIG. 1. (a) Schematic of a typical device for two-photon dissipation. The memory mode (blue) interacts with the buffer mode (green) via a 2-to-1 photon exchange with coupling strength g_2 . The buffer mode can be driven with an amplitude ϵ_d . Additionally, a dispersively coupled tomography transmon (orange) with frequency ω_q can be read out through a dedicated readout resonator at ω_r . (b) Photon number distribution \mathbb{P}_n of an arbitrary quantum state before and after undergoing two-photon dissipation.

with $-\beta$. In our system, the pulse duration of 20 ns is chosen to be significantly shorter than the inverse self-Kerr rate of the memory $\chi_{m,m} \approx (720 \text{ ns})^{-1}$. Wigner tomography then boils down to measuring the average value of $\hat{\mathcal{P}}$.

Various parity measurement methods have been demonstrated in superconducting circuits, usually relying on coupling the memory at resonance [25, 26] or dispersively [27–31] to an auxiliary qubit. However, all these methods deteriorate as the average photon number \bar{n} after displacement increases. Let us focus on the Ramsey-like sequence proposed in [27]. The qubit is first prepared in an equal superposition of ground and excited state $(|g\rangle + |e\rangle)/\sqrt{2}$ by applying an unconditional $\pi/2$ pulse, much shorter than the inverse dispersive coupling, which is $(\chi_{q,m})^{-1} \approx 0.9 \mu\text{s}$ in our experiment. After a time $T_{\text{parity}} = \pi/\chi_{q,m}$, the superposition accumulates a phase $n\pi$ with n the number of photons of the memory. Even and odd numbers of photons are then respectively mapped onto the states $(|g\rangle + |e\rangle)/\sqrt{2}$ and $(|g\rangle - |e\rangle)/\sqrt{2}$ of the qubit. A final unconditional $\pi/2$ pulse is applied, mapping the memory parity operator $\hat{\mathcal{P}}$ onto the Pauli operator $\hat{\sigma}_z = |e\rangle\langle e| - |g\rangle\langle g|$ of the qubit, which can then be readout.

Firstly, this protocol underestimates the amplitude of the Wigner function since the parity outcome is flipped when a photon is lost during the idle time T_{parity} , which occurs with probability $1 - e^{-\kappa_1 T_{\text{parity}} \bar{n}}$. Additionally, for large \bar{n} , the superconducting qubit state can leak out of its subspace $\text{span}(|g\rangle, |e\rangle)$, especially after the qubit gets excited with the $\pi/2$ -pulse [32–37]. Finally, the upper bound on the $\pi/2$ pulse duration scales as $(\chi_{q,m} \bar{n})^{-1}$, requiring impractically high driving power at large pho-

ton numbers. These limitations at high photon numbers can be overcome using the protocol proposed in Ref. [23]. The key lies in leveraging two-photon dissipation's ability to preserve parity while transforming a state with an arbitrary photon number distribution into a state with at most 1 photon (Fig. 1b).

To illustrate typical errors of Wigner tomography, we prepare a cat state $|C_\alpha^+\rangle \propto |\alpha\rangle + |-\alpha\rangle$ and realize its tomography. The preparation is performed by tuning the flux to ϕ_{on} , which turns on the two-photon dissipation, and driving the buffer mode on resonance for 300 ns with a drive amplitude $\epsilon_d = -g_2^* \alpha^2$. As demonstrated in Refs. [9, 19], this implements an effective dissipation operator $\hat{L}_2 = \sqrt{\kappa_2} (\hat{m}^2 - \alpha^2)$. Fig. 2b shows the obtained Wigner tomography for $\alpha = 3.3$. The typical fringes of cat states can be seen close to $\beta = 0$ but their contrast is much smaller than expected for $|C_\alpha^+\rangle$. Part of this loss of contrast comes from single photon losses during preparation. However, in the cut $W_{\hat{\rho}}(\beta)$ along $\beta \in i\mathbb{R}$ (Fig. 2d), one can see that the measured Wigner function (orange dots) does not faithfully reproduce numerical simulations only accounting for the preparation infidelity (grey line). Here, most of the tomography errors can be attributed to single photon loss during parity measurement. Indeed, the probability of losing a photon during $T_{\text{parity}} \approx 2.7 \mu\text{s}$ reads $1 - e^{-0.26\bar{n}}$ when the memory has \bar{n} photons on average, reaching 50 % for 2.7 photons. The error is therefore dramatic for the cat state in Fig. 2b which has more than 10 photons on average. This effect is reproduced by simulations (orange line in Fig. 2d). In contrast, the measurement of $W_{\hat{\rho}}(\pm\alpha)$ is only marginally affected by single photon loss. Indeed, after a displacement $\hat{D}(\pm\alpha)$, the memory ends up in a superposition of $|0\rangle$ and $|\pm 2\alpha\rangle$. The parity of $|0\rangle$ does not depart from 1 during measurement and the parity of $|\pm 2\alpha\rangle$ is negligible, leading to a measured $\hat{\rho}(\pm\alpha) \approx 1/\pi$ as expected.

We solve this issue by quickly turning the two-photon dissipation back on by tuning the flux to ϕ_{on} after the displacement (Fig. 2a). Idling at ϕ_{on} for 300 ns (a few κ_2^{-1}) then ensures that the memory decays to a state with at most 1 photon while preserving its parity (Fig. 1b). Tuning the flux back to ϕ_{off} enables parity measurement. In our example of a cat state above, a better measurement of the Wigner fringes can then be achieved (Fig. 2c,d). Simulations corresponding to this parity measurement protocol (blue line) predict a drastic improvement of the fringe reconstruction, reproducing what is expected when only accounting for preparation infidelity (grey line). This is confirmed by the measured Wigner function (blue dots) which shows an increase in contrast compared to the usual parity measurement protocol. It should be noted that avoiding single-photon loss while removing pairs of photons requires a large κ_2/κ_1 ratio. This condition can be met with other devices than the autoparametric cat, such as a simple parametrically pumped transmon qubit [11], making this method accessible to a wide range of experiments using superconducting qubits.

Two-photon dissipation can also be used to control cat

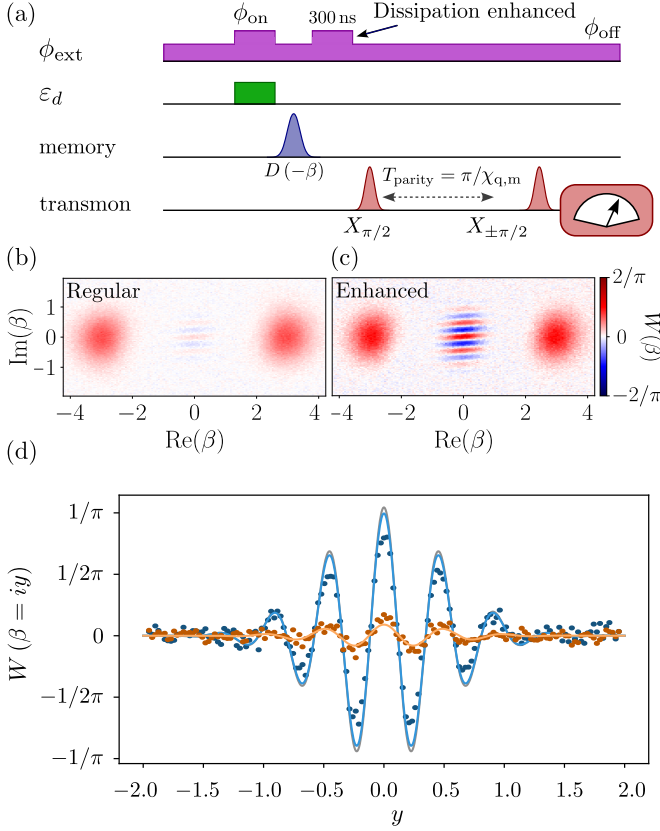


FIG. 2. (a) Pulse sequence of the dissipation enhanced Wigner tomography of $|C_\alpha^+\rangle$ including an extra 300 ns idle time at ϕ_{ON} after memory displacement. (b) Left: Wigner tomography of $|C_\alpha^+\rangle$, $\alpha = 3.3$, without the extra idle time. (c) Wigner tomography of $|C_\alpha^+\rangle$ using the dissipation enhancement. (d) Cuts of the Wigner function along the imaginary axis $\text{Re}(\beta) = 0$ in various scenarios. Solid gray line: simulated memory state at the end of the 300 ns buffer pulse ϵ_d . Orange points: Wigner tomography in (b). Solid orange line: simulation of the measurement protocol without the extra idle time. Blue points: Wigner tomography in (c). Solid blue line: simulation of the dissipation enhanced measurement protocol.

qubits. For instance, driving the memory on resonance while the dissipation \hat{L}_2 is turned on performs a gate $\hat{Z}(\theta)$ [11, 18, 19]. In contrast, $\hat{X}(\theta)$ and $\hat{Y}(\theta)$ gates are seemingly incompatible with the engineered dissipation \hat{L}_2 , which prevents population transfer between $|\alpha\rangle$ and $|\alpha\rangle$. However, one can use the coherent mapping between the manifolds $\text{span}(|0\rangle, |1\rangle)$ and $\text{span}(|\alpha\rangle, |-\alpha\rangle)$ to perform these gates while the memory transits through the $\{|0\rangle, |1\rangle\}$ manifold (Fig. 3a) [22]. These *deflation* and *inflation* processes are performed by adiabatically modulating the buffer drive between $|\epsilon_d| = 0$ and $|\epsilon_d| = g_2|\alpha|^2$, so that the memory follows a steady state of the dissipation. From this point of view, the preparation of $|C_\alpha^+\rangle$ in Fig. 2 corresponds to the inflation of the vacuum state, and the Wigner tomography is enhanced by deflation before parity measurement.

We implement a *holonomic* $\hat{X}(\theta)$ gate by modulating

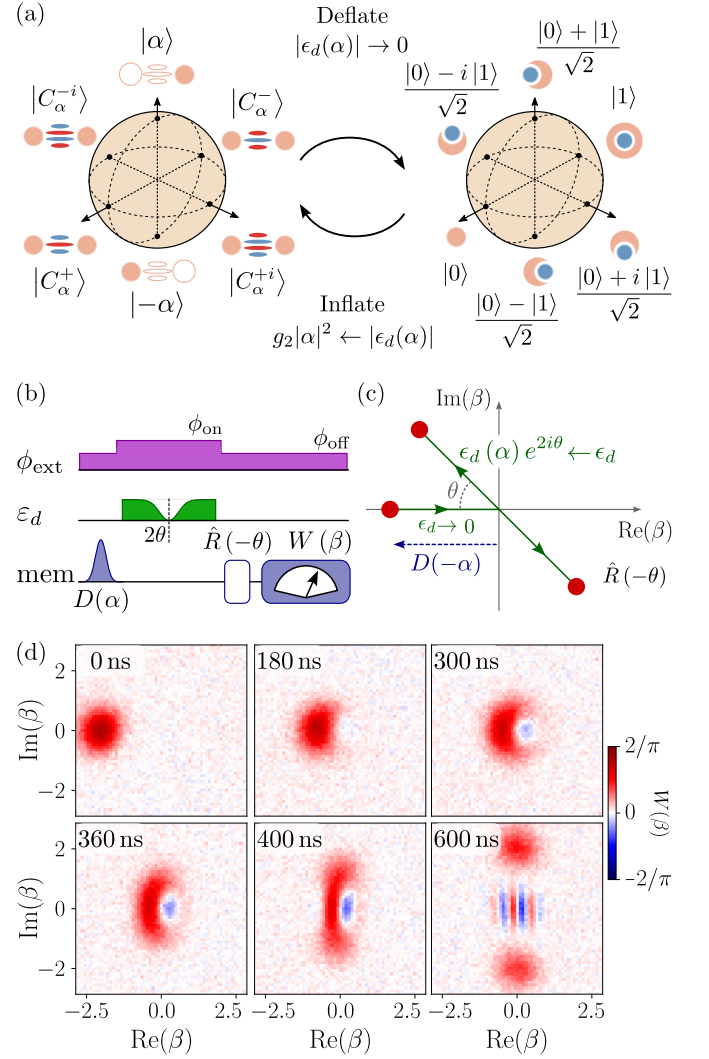


FIG. 3. (a) Inflation and deflation processes coherently map the manifolds $\text{span}(|\alpha\rangle, |-\alpha\rangle)$ and $\text{span}(|0\rangle, |1\rangle)$ by turning on or off the buffer drive ϵ_d [18, 22]. (b) Pulse sequence used to prepare an initial state $|\alpha\rangle$, apply the holonomic $\hat{X}(\theta)$ gate, and measure the memory Wigner function. (c) Schematic evolution in the memory phase space of a coherent state while applying the holonomic $\hat{X}(\theta)$ gate. (d) Measured evolution of the memory Wigner function, starting from the coherent state $|-2.27\rangle$, during the $\hat{X}(\pi/2)$ gate. The last snapshot occurs right before the final virtual rotation $\hat{R}(-\pi/2)$. An animation showing every measured time can be found as supplementary material [24].

the buffer drive amplitude $\epsilon_d(\alpha)$ while remaining at ϕ_{ON} (Fig. 3b). We first turn off the buffer drive to deflate the memory state into the $\{|0\rangle, |1\rangle\}$ manifold. The buffer drive is then turned back on with an additional phase 2θ , $\epsilon_d \rightarrow \epsilon_d(\alpha) e^{2i\theta}$ [24], mapping the memory into the $\{|\alpha e^{i\theta}\rangle, |-\alpha e^{i\theta}\rangle\}$ manifold. This additional phase implements a virtual $\hat{X}(\theta)$ gate in the $\{|0\rangle, |1\rangle\}$ manifold (see Fig. 3a). A counter-rotation $\hat{R}(-\theta)$ is finally applied to bring the memory back into the cat code while preserv-

ing the phase of the superposition. This final rotation could be performed by adiabatically sweeping the phase of the buffer drive back to 0. Equivalently, we choose to apply an instantaneous virtual operation by changing the phase of the local oscillator of the memory drive by $-\theta$. The evolution of the memory in phase space starting from $|\alpha\rangle$ is represented in Fig. 3c. We probe the evolution of the memory during the $\hat{X}(\pi/2)$ gate starting from the coherent state $|\alpha\rangle$ with $\alpha = 2.27$. This particular gate has been used for tomography without a transmon in [18]. Wigner tomographies of the memory are shown in Fig. 3d at 6 different times. The memory state can first be seen evolving from the coherent state towards $(|0\rangle - |1\rangle)/\sqrt{2}$ (third snapshot) before being mapped into $(|\alpha e^{i\pi/2}\rangle - i|\alpha e^{i\pi/2}\rangle)/\sqrt{2}$ (last snapshot).

We show in Figs. 5 of [24] the state of the memory after applying the $\hat{X}(\theta)$ gate on the same coherent state $|\alpha\rangle$ for an arbitrary angle θ . Note that the shape of the buffer drive during the gate was optimized with numerical simulations shown in Fig. S3 of [24]. The gate error being substantial, we settle for characterizing the gate properties by its effect on the coherent state $|\alpha\rangle$ only. We compute the trace distance $T(\hat{\rho}, |\psi(\theta)\rangle\langle\psi(\theta)|)$ [24, 38] between the density matrix $\hat{\rho}$ reconstructed from the measured Wigner function and the state $|\psi(\theta)\rangle = \hat{X}(\theta)|\alpha\rangle$. The largest distance occurs at $\theta = \pm\pi/2$, where it reaches 0.23 (see Fig. S4 in [24]). We attribute part of this apparent error to the remaining measurement infidelity (deviations between blue dots and grey line in Fig. 2d). For θ close to multiples of π , the Wigner tomography of a coherent state does not lead to such measurement errors and simulations of the memory evolution during the gate reproduce the observed trace distance. Additionally, simulations with and without the dephasing rate $\kappa_\varphi^m/2\pi = 0.08$ MHz reveal it has a major contribution to the gate error owing to the induced decoherence when the memory is in the $\{|0\rangle, |1\rangle\}$ manifold. The remaining gate errors can be attributed to a non-adiabatic evolution of the memory during the drive, or single photon loss.

Interestingly, probing the deflation dynamics at short times (a few κ_b^{-1}) reveals a potential resource for state preparation. The deflation spontaneously prepares squeezed cat states. After preparing the state $|C_\alpha^+\rangle$ in the memory, the drive $\epsilon_d(\alpha)$ is turned off while the flux remains at ϕ_{on} . The measured Wigner functions of the memory state are shown in Fig. 4a for three different times between 0 and 24 ns. As the memory releases photon pairs to the buffer, it acts as an effective drive on the buffer with an amplitude $\langle g_2 \hat{m}^2 \rangle = g_2 \alpha^2$. This drive, which should not have an impact on the buffer when $\kappa_b \gg 8g_2\alpha$, here displaces the buffer into a state whose mean amplitude $\langle \hat{b} \rangle$ is proportional to α^2 . In turn an effective squeezing Hamiltonian

$$\hat{H}_{\text{m,eff}}/\hbar = g_2 \langle \hat{b} \rangle \hat{m}^{\dagger 2} + h.c. \quad (2)$$

acts on the memory, which compresses the superposition

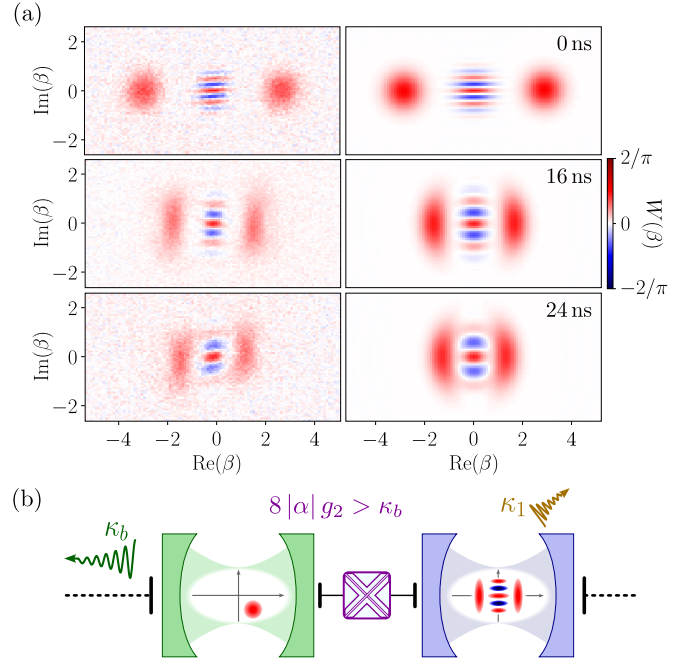


FIG. 4. Preparation of a squeezed cat state. (a) Wigner functions of the memory at early times (0, 16 ns, or 24 ns) during the deflation of $|C_\alpha^+\rangle$, where $\alpha = 2.9$. The measurements (left) are compared with numerical simulations made without free parameters (right). (b) Schematic representation of the buffer and memory states, in the non-adiabatic regime, at the beginning of deflation. An effective displacement of mode \hat{b} creates an effective squeezing Hamiltonian acting on the memory during its decay to the $\{|0\rangle, |1\rangle\}$ manifold.

of coherent states (Fig. 4b). As the memory deflates, it reaches a maximal squeezing at a time that decreases with the initial photon number. This observation is compatible with the expected evolution of the squeezing parameter r at small time in $(g_2|\alpha|t)^2$ [24]. From there, the buffer decays to vacuum, hence suppressing the effective squeezing Hamiltonian. To extract the squeezing ratio e^{2r} , we fit the two measured peaks in the Wigner function with Gaussian functions of identical variance. We observe squeezing ratios as high as $e^{2r} \approx 3.9$ dB [39], obtained after a time $t = 16$ ns, starting from $|C_\alpha^+\rangle$ with $\alpha = 2.9$ (Fig. 4a). Note that during the evolution of the memory, the product of the largest and smallest variances remains close to that of the vacuum state. The predicted evolution using the bipartite buffer-memory system, without the adiabatic elimination, reproduces qualitatively the measured Wigner functions (right panels). A rounding of the Wigner function appears in the theory owing to two-photon dissipation rate, which ultimately overcomes the squeezing rate as the buffer is depleted. While bigger compression is expected starting with larger values of $|\alpha|$, an uncontrolled deformation of the initial cat state in the experiment limits the squeezing factor. We attribute this deformation and the discrepancy between simulations and experiments to the self-Kerr, the

dephasing of the buffer or a detuning between $2\omega_m$ and ω_b .

This work illustrates how two-photon dissipation is a remarkable tool for quantum measurement and control. Let us put in perspective the three applications we demonstrated. The enhancement of Wigner tomography is straightforward for any device with $\kappa_2 \gg \kappa_1$ and should be useful for a broad range of experiments. Furthermore, the demonstration of an arbitrary $\hat{X}(\theta)$ gate together with the known $\hat{Z}(\theta)$ gate [11, 18, 19] provides universal control of cat qubits. We note that since $\hat{X}(\pi)$ gate can be performed virtually by changing the phase of the local oscillator of the memory, such a control is not required for quantum error correcting codes [40]. However, our experiment in Fig. 3 provides a useful tool to explore and optimize the dynamics of the holonomic gate, which

is an essential component of cat qubit readout without transmon qubits [18]. Finally, two-photon dissipation appears to be an interesting approach for the preparation of squeezed cat states, whose coherence properties are promising for quantum information processing [17, 41–44].

ACKNOWLEDGMENTS

This research was supported by the QuantERA grant QuCos ANR-19-QUAN-0006, the Plan France 2030 through the project ANR-22-PETQ-0003. We acknowledge IARPA and Lincoln Labs for providing a Josephson Traveling-Wave Parametric Amplifier. We thank Zaki Leghtas and Mazhar Mirrahimi for inspiring discussions and feedback.

-
- [1] J. F. Poyatos, J. I. Cirac, and P. Zoller, Quantum reservoir engineering with laser cooled trapped ions, *Phys. Rev. Lett.* **77**, 4728 (1996).
 - [2] A. Beige, D. Braun, B. Tregenna, and P. L. Knight, Quantum computing using dissipation to remain in a decoherence-free subspace, *Phys. Rev. Lett.* **85**, 1762 (2000).
 - [3] P. M. Harrington, E. J. Mueller, and K. W. Murch, Engineered dissipation for quantum information science, *Nature Reviews Physics* **4**, 660 (2022).
 - [4] J. Guillaud, J. Cohen, and M. Mirrahimi, Quantum computation with cat qubits, *SciPost Physics Lecture Notes* **72**, 72 (2023).
 - [5] K. C. Miao, M. McEwen, J. Atalaya, D. Kafri, L. P. Pryadko, A. Bengtsson, A. Opremcak, K. J. Satzinger, Z. Chen, P. V. Klimov, C. Quintana, R. Acharya, K. Anderson, M. Ansmann, F. Arute, K. Arya, A. Asfaw, J. C. Bardin, A. Bourassa, J. Bovaird, L. Brill, B. B. Buckley, D. A. Buell, T. Burger, B. Burkett, N. Bushnell, J. Campero, B. Chiaro, R. Collins, P. Conner, A. L. Crook, B. Curtin, D. M. Debroy, S. Demura, A. Dunsworth, C. Erickson, R. Fatemi, V. S. Ferreira, L. F. Burgos, E. Forati, A. G. Fowler, B. Foxen, G. Garcia, W. Jiang, C. Gidney, M. Giustina, R. Gosula, A. G. Dau, J. A. Gross, M. C. Hamilton, S. D. Harrington, P. Heu, J. Hilton, M. R. Hoffmann, S. Hong, T. Huang, A. Huff, J. Iveland, E. Jeffrey, Z. Jiang, C. Jones, J. Kelly, S. Kim, F. Kostritsa, J. M. Kreikebaum, D. Landhuis, P. Laptev, L. Laws, K. Lee, B. J. Lester, A. T. Lill, W. Liu, A. Locharla, E. Lucero, S. Martin, A. Megrant, X. Mi, S. Montazeri, A. Morvan, O. Naaman, M. Neeley, C. Neill, A. Nersisyan, M. Newman, J. H. Ng, A. Nguyen, M. Nguyen, R. Potter, C. Rocque, P. Roushan, K. Sankaragomathi, H. F. Schurkus, C. Schuster, M. J. Shearn, A. Shorter, N. Shutty, V. Shvarts, J. Skrzynny, W. C. Smith, G. Sterling, M. Szalay, D. Thor, A. Torres, T. White, B. W. K. Woo, Z. J. Yao, P. Yeh, J. Yoo, G. Young, A. Zalcman, N. Zhu, N. Zobrist, H. Neven, V. Smelyanskiy, A. Petukhov, A. N. Korotkov, D. Sank, and Y. Chen, Overcoming leakage in quantum error correction, *Nature Physics* **19**, 1780 (2023).
 - [6] T. C. Ralph, A. Gilchrist, G. J. Milburn, W. J. Munro, and S. Glancy, Quantum computation with optical coherent states, *Physical Review A* **68**, 042319 (2003).
 - [7] H. Jeong and T. C. Ralph, Schrödinger Cat States for Quantum Information Processing, in *Quantum Information with Continuous Variables of Atoms and Light* (Imperial College Press), 159 (2007).
 - [8] M. Mirrahimi, Z. Leghtas, V. V. Albert, S. Touzard, R. J. Schoelkopf, L. Jiang, and M. H. Devoret, Dynamically protected cat-qubits: a new paradigm for universal quantum computation, *New Journal of Physics* **16**, 45014 (2014).
 - [9] Z. Leghtas, S. Touzard, I. M. Pop, A. Kou, B. Vlastakis, A. Petrenko, K. M. Sliwa, A. Narla, S. Shankar, M. J. Hatridge, M. Reagor, L. Frunzio, R. J. Schoelkopf, M. Mirrahimi, and M. H. Devoret, Confining the state of light to a quantum manifold by engineered two-photon loss, *Science* **347**, 853 (2015).
 - [10] V. V. Albert, S. O. Mundhada, A. Grimm, S. Touzard, M. H. Devoret, and L. Jiang, Pair-cat codes: autonomous error-correction with low-order nonlinearity, *Quantum Science and Technology* **4**, 035007 (2019).
 - [11] S. Touzard, A. Grimm, Z. Leghtas, S. O. Mundhada, P. Reinhold, C. Axline, M. Reagor, K. Chou, J. Blumoff, K. M. Sliwa, S. Shankar, L. Frunzio, R. J. Schoelkopf, M. Mirrahimi, and M. H. Devoret, Coherent oscillations inside a quantum manifold stabilized by dissipation, *Physical Review X* **8**, 21005 (2018).
 - [12] R. Lescanne, M. Villiers, T. Peronnin, A. Sarlette, M. Delbecq, B. Huard, T. Kontos, M. Mirrahimi, and Z. Leghtas, Exponential suppression of bit-flips in a qubit encoded in an oscillator, *Nature Physics* **16**, 509 (2020).
 - [13] J. M. Gertler, B. Baker, J. Li, S. Shiro, J. Koch, and C. Wang, Protecting a bosonic qubit with autonomous quantum error correction, *Nature* **590**, 243 (2021).
 - [14] B. de Neeve, T.-L. Nguyen, T. Behrle, and J. P. Home, Error correction of a logical grid state qubit by dissipative pumping, *Nature Physics* **18**, 296 (2022).
 - [15] R. Gautier, A. Sarlette, and M. Mirrahimi, Combined dissipative and hamiltonian confinement of cat qubits,

- PRX Quantum **3**, 20339 (2022).
- [16] C. Berdou, A. Murani, U. Réglade, W. Smith, M. Villiers, J. Palomo, M. Rosticher, A. Denis, P. Morfin, M. Delbecq, T. Kontos, N. Pankratova, F. Rautschke, T. Peronnin, L.-A. Sellem, P. Rouchon, A. Sarlette, M. Mirrahimi, P. Campagne-Ibarcq, S. Jezouin, R. Lescanne, and Z. Leghtas, One hundred second bit-flip time in a two-photon dissipative oscillator, *PRX Quantum* **4**, 020350 (2023).
 - [17] Q. Xu, G. Zheng, Y.-X. Wang, P. Zoller, A. A. Clerk, and L. Jiang, Autonomous quantum error correction and fault-tolerant quantum computation with squeezed cat qubits, *npj Quantum Information* **9**, 78 (2023).
 - [18] U. Réglade, A. Bocquet, R. Gautier, A. Marquet, E. Albertinale, N. Pankratova, M. Hallén, F. Rautschke, L.-A. Sellem, P. Rouchon, A. Sarlette, M. Mirrahimi, P. Campagne-Ibarcq, R. Lescanne, S. Jezouin, and Z. Leghtas, Quantum control of a cat-qubit with bit-flip times exceeding ten seconds (2023), [arXiv:2307.06617 \[quant-ph\]](#).
 - [19] A. Marquet, A. Essig, J. Cohen, N. Cottet, A. Murani, E. Albertinale, S. Dupouy, A. Bienfait, T. Peronnin, S. Jezouin, R. Lescanne, and B. Huard, Autoparametric resonance extending the bit-flip time of a cat qubit up to 0.3 s (2023), [arXiv:2307.06761 \[quant-ph\]](#).
 - [20] V. V. Sivak, A. Eickbusch, B. Royer, S. Singh, I. Tsioutsios, S. Ganjam, A. Miano, B. L. Brock, A. Z. Ding, L. Frunzio, S. M. Girvin, R. J. Schoelkopf, and M. H. Devoret, Real-time quantum error correction beyond break-even, *Nature* **616**, 50 (2023).
 - [21] D. Lachance-Quirion, M.-A. Lemonde, J. O. Simoneau, L. St-Jean, P. Lemieux, S. Turcotte, W. Wright, A. Lacroix, J. Fréchette-Viens, R. Shillito, F. Hopfmueller, M. Tremblay, N. E. Frattini, J. C. Lemmyre, and P. St-Jean, Autonomous quantum error correction of Gottesman-Kitaev-Preskill states (2023), [arXiv:2310.11400 \[quant-ph\]](#).
 - [22] V. V. Albert, C. Shu, S. Krastanov, C. Shen, R.-B. Liu, Z.-B. Yang, R. J. Schoelkopf, M. Mirrahimi, M. H. Devoret, and L. Jiang, Holonomic quantum control with continuous variable systems, *Physical Review Letters* **116**, 140502 (2016).
 - [23] C. Chamberland, K. Noh, P. Arrangoiz-Arriola, E. T. Campbell, C. T. Hann, J. Iverson, H. Putterman, T. C. Bohdanowicz, S. T. Flammia, A. Keller, G. Refael, J. Preskill, L. Jiang, A. H. Safavi-Naeini, O. Painter, and F. G. S. L. Brandão, Building a fault-tolerant quantum computer using concatenated cat codes, *PRX Quantum* **3**, 10329 (2022).
 - [24] Supplementary materials.
 - [25] M. Hofheinz, E. M. Weig, M. Ansmann, R. C. Bialczak, E. Lucero, M. Neeley, A. D. O'Connell, H. Wang, J. M. Martinis, and A. N. Cleland, Generation of fock states in a superconducting quantum circuit, *Nature* **454**, 310 (2008).
 - [26] M. Hofheinz, H. Wang, M. Ansmann, R. C. Bialczak, E. Lucero, M. Neeley, A. D. O'Connell, D. Sank, J. Wenner, J. M. Martinis, and A. N. Cleland, Synthesizing arbitrary quantum states in a superconducting resonator, *Nature* **459**, 546 (2009).
 - [27] L. G. Lutterbach and L. Davidovich, Method for direct measurement of the wigner function in cavity qed and ion traps, *Physical Review Letters* **78**, 2547 (1997).
 - [28] P. Bertet, A. Auffeves, P. Maioli, S. Osnaghi, T. Meunier, M. Brune, J. M. Raimond, and S. Haroche, Direct measurement of the wigner function of a one-photon fock state in a cavity, *Physical Review Letters* **89**, 200402 (2002).
 - [29] S. Haroche and J. Raimond, Exploring the quantum: Atoms, cavities, and photons, *Oxford Graduated Text*, 616 (2006).
 - [30] G. Kirchmair, B. Vlastakis, Z. Leghtas, S. E. Nigg, H. Paik, E. Ginossar, M. Mirrahimi, L. Frunzio, S. M. Girvin, and R. J. Schoelkopf, Observation of quantum state collapse and revival due to the single-photon kerr effect, *Nature* **495**, 205 (2013).
 - [31] B. Vlastakis, G. Kirchmair, Z. Leghtas, S. E. Nigg, L. Frunzio, S. M. Girvin, M. Mirrahimi, M. H. Devoret, and R. J. Schoelkopf, Deterministically encoding quantum information using 100-photon schrodinger cat states, *Science* **342**, 607 (2013).
 - [32] D. Sank, Z. Chen, M. Khezri, J. Kelly, R. Barends, B. Campbell, Y. Chen, B. Chiaro, A. Dunsworth, A. Fowler, E. Jeffrey, E. Lucero, A. Megrant, J. Mutus, M. Neeley, C. Neill, P. J. J. O'Malley, C. Quintana, P. Roushan, A. Vainsencher, T. White, J. Wenner, A. N. Korotkov, and J. M. Martinis, Measurement-induced state transitions in a superconducting qubit: Beyond the rotating wave approximation, *Physical Review Letters* **117**, 1 (2016).
 - [33] R. Lescanne, L. Verney, Q. Ficheux, M. H. Devoret, B. Huard, M. Mirrahimi, and Z. Leghtas, Escape of a driven quantum josephson circuit into unconfined states, *Physical Review Applied* **11**, 14030 (2019).
 - [34] R. Shillito, A. Petrescu, J. Cohen, J. Beall, M. Hauru, M. Ganahl, A. G. Lewis, G. Vidal, and A. Blais, Dynamics of transmon ionization, *Phys. Rev. Appl.* **18**, 034031 (2022).
 - [35] J. Cohen, A. Petrescu, R. Shillito, and A. Blais, Reminiscence of classical chaos in driven transmons, *PRX Quantum* **4**, 020312 (2023).
 - [36] X. Xiao, J. Venkatraman, R. G. Cortiñas, S. Chowdhury, and M. H. Devoret, A diagrammatic method to compute the effective Hamiltonian of driven nonlinear oscillators, [arXiv:2304.13656 \(2023\)](#).
 - [37] M. F. Dumas, B. Groleau-Paré, A. McDonald, M. H. Muñoz-Arias, C. Lledó, B. D'Anjou, and A. Blais, Unified picture of measurement-induced ionization in the transmon (2024), [arXiv:2402.06615 \[quant-ph\]](#).
 - [38] M. A. Nielsen and I. L. Chuang, Quantum computation and quantum information, *Cambridge: Cambridge University Press*. (2000).
 - [39] A. I. Lvovsky, Squeezed light, [arXiv:1401.4118 \(2014\)](#).
 - [40] J. Guillaud and M. Mirrahimi, Repetition cat qubits for fault-tolerant quantum computation, *Physical Review X* **9**, 41053 (2019).
 - [41] H. Le Jeannic, A. Cavaillès, K. Huang, R. Filip, and J. Laurat, Slowing quantum decoherence by squeezing in phase space, *Phys. Rev. Lett.* **120**, 073603 (2018).
 - [42] D. S. Schlegel, F. Minganti, and V. Savona, Quantum error correction using squeezed schrodinger cat states, *Phys. Rev. A* **106**, 022431 (2022).
 - [43] X. Pan, J. Schwinger, N.-N. Huang, P. Song, W. Chua, F. Hanamura, A. Joshi, F. Valadares, R. Filip, and Y. Y. Gao, Protecting the quantum interference of cat states by phase-space compression, *Phys. Rev. X* **13**, 021004 (2023).
 - [44] T. Hillmann and F. Quijandría, Quantum error cor-

rection with dissipatively stabilized squeezed-cat qubits,
[Phys. Rev. A **107**, 032423 \(2023\)](#).

Supplementary materials: Harnessing two-photon dissipation for enhanced quantum measurement and control

A. Marquet,^{1,2} S. Dupouy,^{1,2} U. Réglade,^{1,3} A. Essig,¹ J. Cohen,¹ E. Abertinale,¹
A. Bienfait,² T. Peronnin,¹ S. Jezouin,¹ R. Lescanne,^{1,*} and B. Huard^{2,*}

¹*Alice & Bob, 53 Bd du Général Martial Valin, 75015 Paris, France*

²*Ecole Normale Supérieure de Lyon, CNRS, Laboratoire de Physique, F-69342 Lyon, France*

³*Laboratoire de Physique de l'Ecole normale supérieure,*

ENS-PSL, CNRS, Sorbonne Université, Université Paris Cité,

Centre Automatique et Systèmes, Mines Paris, Université PSL, Inria, Paris, France

I. MECHANICAL ANALOGY FOR THE AUTOPARAMETRIC COUPLING

The principle of autoparametric coupling can be intuited using a mechanical analogy[1]. Consider a mass m suspended on a spring of constant k , itself fixed on its other end to a rotation axis (Fig. S1). The spring length is l at rest. All other masses of the system are considered negligible compared to m . This system presents two distinct mechanical modes of motion, which can be thought of as the buffer and memory modes in our experiment. First, an oscillation corresponding to successive compression and stretching of the spring at a characteristic frequency $\omega_b = \sqrt{k/m}$ (green in the figure). Second, a pendulum-like oscillation where the spring rotates around the rotation axis at a frequency $\omega_m = \sqrt{g/l}$ (blue in the figure), with g the Earth's gravity. Under the frequency matching condition $\sqrt{k/m} = 2\sqrt{g/l}$, an energy transfer spontaneously occurs between these two modes. An initial elongation of the spring (buffer) is then converted into an oscillation around the rotation axis (memory), itself converted into compression-stretching oscillations, and so on.

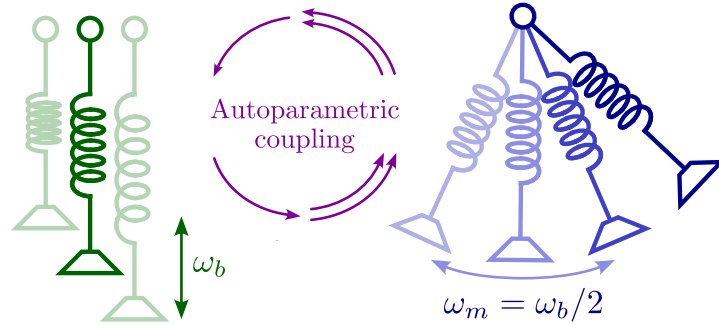


FIG. S1. Mechanical analogy illustrating the concept of autoparametric coupling. A mass m is fixed to a spring with constant k and equilibrium length l , connected on its other end to a rotation axis.

II. MEASUREMENT OF THE WIGNER FUNCTION

In this section, we provide additional details about the parity measurement scheme of Fig. 2 in the main text.

A first subtlety, which is common practice, consists of alternating the rotation angle of the last unconditional pulse in the Ramsey-like sequence between $\pi/2$ and $-\pi/2$. The signals corresponding to positive and negative final $\pi/2$ pulses are subtracted and renormalized to obtain $W(\beta)$. Note that this subtraction is theoretically unnecessary as this measurement could be performed using successive $\pi/2$ pulses only. However, doing so allows for the removal of unwanted offsets that could originate from the experimental setup. Additionally, it allows to remove the bias introduced by $\pi/2$ pulses that become ineffective at large photon numbers. Indeed for large Fock states $|n\rangle$, the transmon is measured in its ground state irrespective of the parity. The interleaved $\pi/2$ and $-\pi/2$ pulse sequences

* These authors co-supervised the project

and signal renormalization then suppress this effect. In particular, the measured parity with this protocol for a too large coherent state is always 0 while it would be 1 when using the simple $\pi/2$ sequence.

Secondly, we point out that this measurement protocol would be ineffective without tuning the flux away from ϕ_{on} due to the strong two-photon dissipation. Indeed, the engineered dissipation impedes proper displacements $\hat{D}(-\beta)$, the very first step of the pulse sequence shown in Fig. 2a, if the drive amplitude is smaller or comparable to the rate κ_2 . Furthermore, it would also render impossible the parity measurement using the transmon qubit by inhibiting the dispersive coupling. One way to grasp the origin of the inhibition is to picture that engineered dissipation broadens the linewidth of the memory energy levels by κ_2 . The qubit transition frequencies for all photon numbers then overlap in the regime $\kappa_2 \gg \chi_{q,m}$ that is reached at ϕ_{on} . Ultimately, this prevents the qubit from having the desired dynamics during the idle step between the $\pi/2$ pulses of the protocol.

To overcome these challenges, the Wigner tomography is performed at ϕ_{off} where $|\omega_{b,\text{tomo}} - 2\omega_{m,\text{tomo}}| > 1$ GHz. At this flux, two-photon dissipation is disabled because the 2-photon exchange Hamiltonian is not preserved under the rotating wave approximation. To rapidly switch between ϕ_{on} and ϕ_{off} , we make use of a fast flux line that is designed to set the desired magnetic flux in approximately 20 ns.

While the memory dynamics at ϕ_{off} is primarily dominated by the self-Kerr rate $\chi_{m,m}/2\pi \approx 220$ kHz, which only marginally affects the state during the 20 ns it takes to switch the flux, it is crucial to keep the drive $\epsilon_d(\alpha)$ on while shifting from ϕ_{on} to ϕ_{off} . The memory dynamics at ϕ_{on} is indeed dominated by the 2-photon dissipation with a rate κ_2 , which significantly impacts the system in 20 ns, as demonstrated in Fig. 4 of the main text. To prevent state distortion before the Wigner tomography, the drive $\epsilon_d(\alpha)$ is thus maintained during the flux change. This drive at $\omega_{b,2\text{ph}}$ does not affect the memory at ϕ_{off} , where the frequency matching condition is no longer satisfied.

III. PERFORMING THE GATES $\hat{X}(\theta)$ AND $\hat{Y}(\theta)$ USING THE MANIFOLD $\text{span}(|0\rangle, |1\rangle)$

A. Performing the $\hat{Y}(\theta)$ gate

While the existence of $\hat{Z}(\theta)$ and $\hat{X}(\theta)$ gates with arbitrary angles are sufficient for universal control, we describe in this section how one may perform a $\hat{Y}(\theta)$ gate directly.

We start by deflating the cat qubit state into the manifold $\text{span}(|0\rangle, |1\rangle)$. One may then perform a rotation around any axis on this qubit by driving the memory close to resonance, as in any two-level system. We implement the gate $\hat{Y}(\theta)$ on the cat qubit by driving the memory on resonance at ϕ_{on} with an amplitude $\epsilon_Y \in \mathbb{R}$ (Fig. S2a). Owing to quantum Zeno dynamics [2], the combined effects of two-photon dissipation $\sqrt{\kappa_2}\hat{m}^2$ and buffer drive keep the memory state into the qubit space generated by the Fock states $\{|0\rangle, |1\rangle\}$. The only constraint is to keep $|\epsilon_Y| \ll \kappa_2$ to meet the criterion of quantum Zeno dynamics. The buffer drive is then turned back on, which maps the memory back onto the cat manifold.

The measured Wigner functions of the memory starting in $|C_\alpha^+\rangle$, after the rotation or after the inflation, are shown in Fig. S2b-d. for a fixed displacement amplitude ϵ_Y and three durations t_{rot} . When no displacement is applied ($t_{\text{rot}} = 0$), the memory remains in $|0\rangle$ which is then mapped to $|C_\alpha^+\rangle$ after turning the buffer drive back on (Fig. S2b). When applying the displacement drive for 1.6 μs and 2.6 μs , the memory evolves towards $0.57|0\rangle + 0.82|1\rangle$ and $|1\rangle$ respectively (Fig. S2c,d). These states are then mapped onto the cat manifold to states resembling $0.57|C_\alpha^+\rangle + 0.82|C_\alpha^-\rangle$ and $|C_\alpha^-\rangle$. However, a noticeable deviation from these ideal states can be seen after the gate, particularly visible in the poorly contrasted fringes of what should be $|C_\alpha^-\rangle$.

The corresponding gate infidelity can be explained by the duration of the displacement pulse $t_{\text{rot}} > \kappa_2^{-1}$, during which errors have time to accumulate. These long times originate from the upper bound on ϵ_Y imposed by Quantum Zeno dynamics. The latter is notably much stricter than for the $\hat{Z}(\theta)$ gate demonstrated in [3] for which one only requires $\epsilon_Z < 2|\alpha|^2\kappa_2$ resulting in a \hat{Z} gate as fast as 28 ns.

In contrast to most gates in bosonic qubits, the main source of errors during this gate is not single-photon loss but pure memory dephasing, characterized by a Kraus operator $\sqrt{\kappa_\varphi^m}\hat{m}^\dagger\hat{m}$ with $\kappa_\varphi^m = 80$ kHz $\approx 6\kappa_1$. This term does not impact the memory when the cat state manifold is stabilized, owing to the two-photon dissipation $\hat{L}_2 = \sqrt{\kappa_2}(\hat{m}^2 - \alpha^2)$ which suppresses the dephasing as long as $2\alpha^2\kappa_2 \gg \kappa_\varphi$ and for $\alpha \gtrsim 1$. In contrast, the manifold $\text{span}(|0\rangle, |1\rangle)$ does not benefit from such protection. As a consequence, memory dephasing induces decoherence during the displacement at a rate κ_φ^m , resulting in decohered cat states after re-inflation. This issue could be mitigated by reducing the memory dephasing rate, in particular by working at a sweet spot of the autoparametric cat (see Appendix of [3]).

Finally, we note that the holonomic gate presented in the main text spends a smaller amount of time in the manifold generated by $\{|0\rangle, |1\rangle\}$, resulting in a much higher gate fidelity.

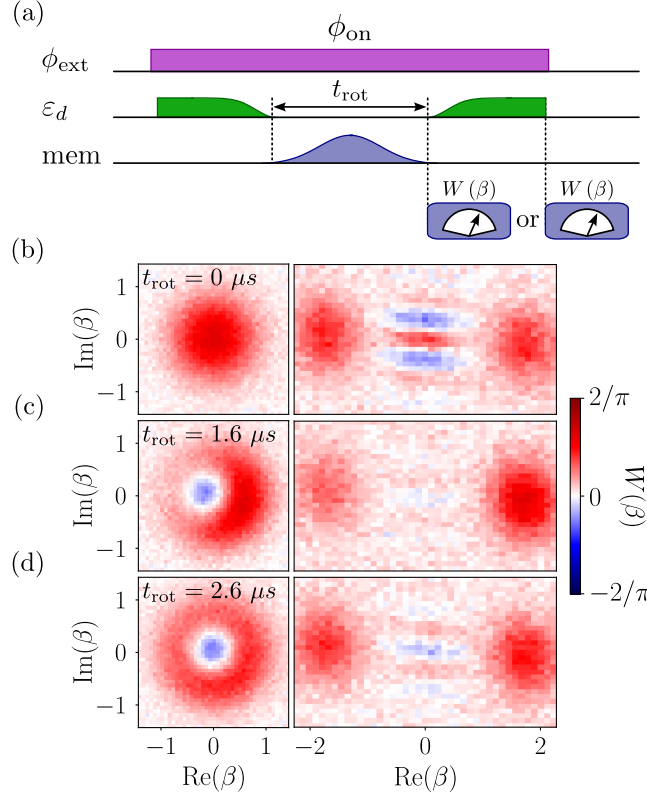


FIG. S2. (a) Pulse sequence for the gate $\hat{Y}(\theta)$. First, the buffer drive is turned off with the same pulse shape as for the $\hat{X}(\theta)$ gate, hence mapping the memory state onto the deflated manifold. The memory is then driven resonantly at ω_m with a Gaussian amplitude $\varepsilon_Y(t)$ for a time t_{rot} . Finally, the memory is mapped back onto the cat encoding by turning the buffer drive back on. Wigner tomography is performed after the memory drive or at the end of the pulse sequence. (b-d) Measured Wigner functions of the memory after driving times $t_{\text{rot}} = 0$ (b), $1.6 \mu\text{s}$ (c), or $2.6 \mu\text{s}$ (d). Corresponding inflated cat qubit states after the buffer drive are shown on the right panels. An animation showing every measured duration can be found as supplementary material.

B. Holonomic $\hat{X}(\theta)$ gate

1. Calibration of the gate

The evolution of the joint memory-buffer system during the holonomic \hat{X} gate can be simulated using the master equation

$$\begin{aligned} \frac{d\hat{\rho}}{dt} = & -\frac{i}{\hbar}[\hat{H}(t), \hat{\rho}] + \sqrt{\kappa_1}\mathcal{D}[\hat{m}](\hat{\rho}) + \sqrt{\kappa_\varphi^m}\mathcal{D}[\hat{m}^\dagger\hat{m}](\hat{\rho}) \\ & + \sqrt{\kappa_b}\mathcal{D}[\hat{b}](\hat{\rho}) + \sqrt{\kappa_\varphi^b}\mathcal{D}[\hat{b}^\dagger\hat{b}](\hat{\rho}), \end{aligned} \quad (\text{S1})$$

with the time-dependent Hamiltonian expressed as

$$\begin{aligned} \frac{\hat{H}(t)}{\hbar} = & -\frac{\chi_{m,m}}{2}\hat{m}^{\dagger 2}\hat{m}^2 - \frac{\chi_{b,b}}{2}\hat{b}^{\dagger 2}\hat{b}^2 - \chi_{m,b}\hat{m}^\dagger\hat{m}\hat{b}^\dagger\hat{b} \\ & + g_2\hat{m}^2\hat{b}^\dagger + g_2^*\hat{m}^{\dagger 2}\hat{b} + \epsilon_d(t)\hat{b}^\dagger + \epsilon_d^*(t)\hat{b}. \end{aligned} \quad (\text{S2})$$

Note that we do not adiabatically eliminate the buffer at this stage in order to simulate the transient dynamics between the manifolds $\text{span}(|\alpha\rangle, |-\alpha\rangle)$ and $\text{span}(|0\rangle, |1\rangle)$ during which the condition $8g_2\alpha < \kappa_b$ is not necessarily verified. The values of the different parameters are summarized in Tab. S1. To optimize the gate fidelity, we perform

numerical simulations for various shapes of the buffer drive $\epsilon_d(t)$ while enforcing the following constraints. Because the gate starts and finishes in the cat manifold, this gives a first constraint on $\epsilon_d(t)$

$$|\epsilon_d(0)| = |\epsilon_d(T_{\text{tot}})| = |\epsilon_\alpha|, \quad (\text{S3})$$

with T_{tot} the total duration of the gate and $|\epsilon_\alpha|$ the drive amplitude stabilizing a cat state of size $|\alpha|$. The second constraint comes from the necessity for the memory to transit through $\text{span}(|0\rangle, |1\rangle)$ to realize the desired population transfer. As a consequence, there must exist a time τ during the gate where $\epsilon_d(\tau) = 0$. We choose $\tau = T_{\text{tot}}/2$ due to the symmetry between the deflation and re-inflation steps of the gate. Furthermore, we impose that the evolution of $\epsilon_d(t)$ is symmetric around τ . Finally, we choose a Gaussian edge shape with a standard deviation σ for the evolution of the buffer drive for $0 \leq t \leq \tau$. This choice is motivated by the observation that, while $\epsilon_d(t)$ needs to evolve on timescales longer than the inverse confinement rate $\kappa_{\text{conf}}^{-1} = 1/(2\kappa_2|\alpha|^2)$, for the gate to remain adiabatic, faster evolutions are allowed for large $|\alpha|$ at the beginning and end of the gate. The buffer drive is then parameterized as

$$\epsilon_d(t) = \frac{\epsilon_\alpha}{1 - e^{-\tau^2/(2\sigma^2)}} \left(e^{-t^2/(2\sigma^2)} - e^{-\tau^2/(2\sigma^2)} \right)$$

for $0 \leq t \leq \tau$, and

$$\frac{\epsilon_\alpha e^{2i\theta}}{1 - e^{-\tau^2/(2\sigma^2)}} \left(e^{-(2\tau-t)^2/(2\sigma^2)} - e^{-\tau^2/(2\sigma^2)} \right)$$

for $\tau \leq t \leq 2\tau$.

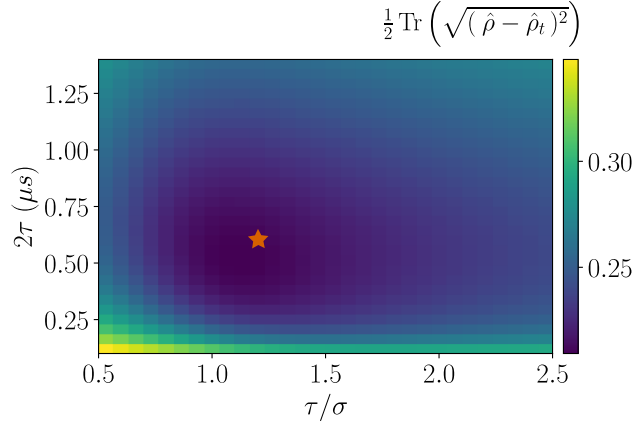


FIG. S3. Dependence on τ and τ/σ of the trace distance between the simulated density matrix $\hat{\rho}$ after running the gate pulse sequence while starting from $|\alpha\rangle$ and the targeted state $\hat{\rho}_t = \hat{X}(\pi/2)|\alpha\rangle\langle\alpha|\hat{X}^\dagger(\pi/2)$. In this simulation, $\alpha = 2.5$. The star indicates the optimal parameters that were chosen in the experiments.

We optimize the parameters τ and σ of this pulse by simulating the evolution of the memory according to Eq. (S1). Starting from $|\alpha\rangle$, with $\alpha = 2.5$, we compare the simulated density matrix $\hat{\rho}$ after the gate for $\theta = \pi/2$ with the target state $\hat{\rho}_t = \hat{X}(\pi/2)|\alpha\rangle\langle\alpha|\hat{X}^\dagger(\pi/2)$. The metric used to compare these two density matrices is the trace distance [4], defined as

$$T(\hat{\rho}, \hat{\rho}_t) = \frac{1}{2} \text{Tr} \left(\sqrt{(\hat{\rho} - \hat{\rho}_t)^2} \right). \quad (\text{S4})$$

The optimization shown in Fig. S3 provides the parameters $\tau = 300$ ns and $\sigma = \tau/1.2 = 250$ ns. The corresponding waveform for $|\epsilon_d(t)|$ is presented in Fig. S4.

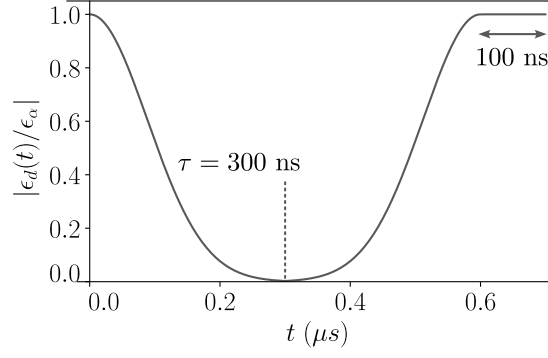


FIG. S4. Evolution of $|\epsilon_d(t)|$ for the chosen parameters τ and σ . A final stabilization time of 100 ns is added after the gate to ensure the memory converges to the manifold span $(|\alpha\rangle, |-\alpha\rangle)$.

2. Estimating the performance of the holonomic gate

We study the performance of the holonomic gate by repeating the measurement shown in the Figure 3 of the main text for varying values of θ . Since the fidelity is quite low, we do not perform a full process tomography and simply compute how close the $\hat{X}(\theta)$ gate brings the coherent state $|-\alpha\rangle$ to its target $\hat{X}(\theta)|-\alpha\rangle$. The density matrix $\hat{\rho}$ is estimated from the measured Wigner function shown in Fig. S5a. using Maximum Likelihood Estimation (MLE). We impose that $\hat{\rho}$ is a density matrix in the Hilbert subspace span $(|\alpha\rangle, |-\alpha\rangle)$, where α is deduced from the position of the coherent states in the measured Wigner function.

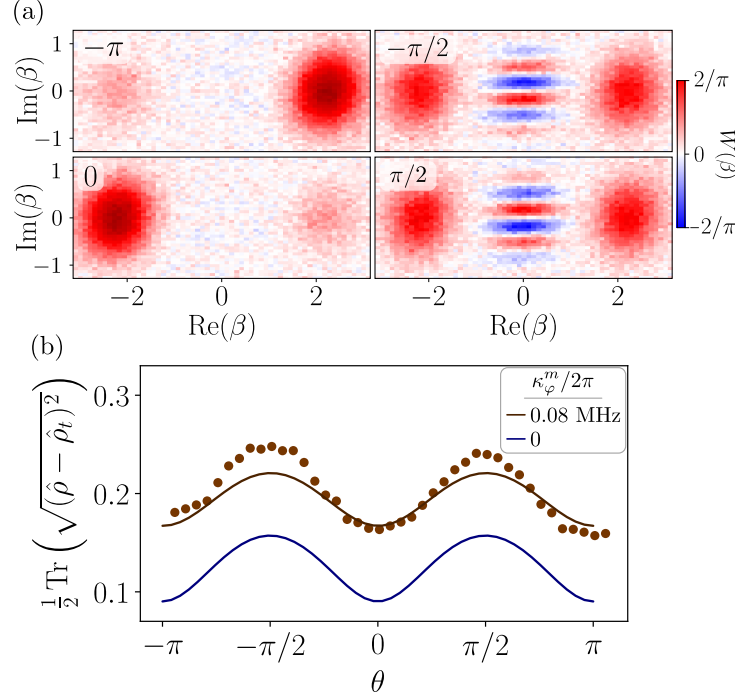


FIG. S5. (a) Measured Wigner function $W(\beta)$ after performing the gate $\hat{X}(\theta)$, starting from the coherent state $|-\alpha\rangle$. The angle θ corresponding to each Wigner function is indicated as an inset. An animation showing every measured angle can be found as supplementary material. (b) Dots: Trace distance between the density matrices $\hat{\rho}$ estimated from the Wigner functions of (a) and $\hat{\rho}_t = \hat{X}(\theta)|-\alpha\rangle\langle-\alpha|\hat{X}^\dagger(\theta)$. Lines: Simulated trace distance for $\kappa_\varphi^m/2\pi = 0.08$ MHz (brown line) and $\kappa_\varphi^m/2\pi = 0$ MHz (blue line).

The dependence of the trace distance on θ is shown in Fig. S5b. An animation showing every measured angle can be found as supplementary material. A non-trivial evolution can be observed with a trace distance reaching $T(\hat{\rho}, \hat{\rho}_t) \approx 0.18$ for $\theta = \pm\pi$, 0 and up to $T(\hat{\rho}, \hat{\rho}_t) \approx 0.23$ for $\theta = \pm\pi/2$. We attribute the deterioration for $\theta = \pm\pi/2$

to phase-flip errors occurring during the inflation step of the pulse sequence and the final 100 ns of stabilization (see Fig. S4). Indeed, while for $\theta = \pm\pi$, 0 the memory ends up in the coherent states $|\pm\alpha\rangle$ which are unaffected by phase flip errors, the states $|C_\alpha^{\pm i}\rangle$ do not benefit from the same protection and lose their coherence at a rate $\Gamma_Z = 2\bar{n}\kappa_1$.

In order to better understand the limitation on gate errors, we simulate the evolution of the trace distance according to the master equation Eq. (S1), with the optimized buffer drive amplitude shown in Fig. S4. Using the measured dephasing rate $\kappa_\varphi^m/2\pi = 0.08$ MHz, we qualitatively reproduce the experimental results, although the trace distance is underestimated for $\theta = \pm\pi/2$. Additional simulations for $\kappa_\varphi^m = 0$ indicate that reducing the dephasing rate could reduce the trace distance by ≈ 0.08 using the same pulse parameters.

IV. TIMESCALE ASSOCIATED TO SQUEEZING

Turning off the buffer drive results in a squeezing drive on the memory mode at short times, as shown in the main text. In this section, we estimate the rate of the effective squeezing drive and the timescale over which it is effective. The squeezing dynamics can be captured qualitatively when neglecting the self-Kerr effect, dephasing, memory loss and detuning between $2\omega_m$ and ω_b .

The dynamics of the system composed of memory and the undriven buffer is ruled by the master equation,

$$\frac{d\rho}{dt} = -i[\hat{H}, \rho] + \kappa_b \mathcal{D}[\hat{b}](\rho) \quad (\text{S5})$$

$$\hat{H} = g_2 \hat{m}^2 \hat{b}^\dagger + g_2^* \hat{m}^{\dagger 2} \hat{b}. \quad (\text{S6})$$

We take $g_2 > 0$ and assume the memory is initially in a cat state $|C_\alpha^+\rangle$ with $\alpha > 0$. We consider sufficiently short times for which the memory mode remains in a superposition of two states with negligible overlap. It is then possible to use a time-dependent shifted Fock basis [5], centered on the time-dependent amplitude $m(t)$ of the cat states, given by the transformation $\hat{m} \rightarrow \hat{\sigma}_Z \otimes (\tilde{m} + m(t))$. Here, $\hat{\sigma}_Z$ is the Pauli Z operator in the qubit basis $\{(|C_{m(t)}^+\rangle + |C_{m(t)}^-\rangle)/\sqrt{2}, (|C_{m(t)}^+\rangle - |C_{m(t)}^-\rangle)/\sqrt{2}\}$, while \tilde{m} is the annihilation operator of the so-called gauge mode. We also make a displacement on the buffer mode by the transformation $\hat{b} \rightarrow \tilde{b} + \gamma(t)$. The master equation becomes

$$\begin{aligned} \frac{d\rho_{\text{sq}}}{dt} &= -i[\tilde{H}, \rho_{\text{sq}}] + \kappa_b \mathcal{D}[\tilde{b}](\rho_{\text{sq}}) \\ \tilde{H} &= g_2 \tilde{m}^2 \tilde{b}^\dagger + 2g_2 m(t) \tilde{m} \tilde{b}^\dagger + \text{h.c} \\ &\quad + g_2 \gamma^*(t) \tilde{m}^2 + \text{h.c} \end{aligned} \quad (\text{S7})$$

$$-i \frac{d\gamma}{dt} \tilde{b}^\dagger + g_2 m^2(t) \tilde{b}^\dagger - i \frac{\kappa_b}{2} \gamma(t) \tilde{b}^\dagger + \text{h.c} \quad (\text{S8})$$

$$-i \frac{dm}{dt} \tilde{m}^\dagger + 2g_2 m^*(t) \gamma(t) \tilde{m}^\dagger + \text{h.c} \quad (\text{S9})$$

The amplitudes $m(t)$ and $\gamma(t)$ are chosen such as they cancel the linear drive terms on the buffer and memory modes, i.e they cancel the last two lines of the above equation. The amplitudes $m(t)$ and $\gamma(t)$ hence satisfy the differential equations

$$\begin{aligned} \frac{dm}{dt} &= -i2g_2 \gamma m \\ \frac{d\gamma}{dt} &= -\frac{\kappa_b}{2} \gamma - ig_2 m^2 \end{aligned} \quad (\text{S10})$$

The integral forms of the solutions read

$$m(t) = \alpha e^{-r(t)}, \quad r(t) = i2g_2 \int_0^t \gamma(\tau) d\tau \quad (\text{S11})$$

$$\gamma(t) = -ig_2 \int_0^t d\tau e^{-\frac{\kappa_b}{2}(t-\tau)} m^2(\tau), \quad (\text{S12})$$

where we made use of $\gamma(0) = 0$ and $m(0) = \alpha$. As we are interested in describing the dynamics of the system at short times, we make a Taylor expansion of the factor $r(t) = \lambda_2 t^2 + \lambda_3 t^3 + O(t^4)$. Here, we used $r(0) = \frac{dr}{dt}(0) = 0$. Inserting this expression into the above equations leads to

$$r(t) = g_2^2 \alpha^2 t^2 (1 - \frac{\kappa_b}{6} t) + O(t^4). \quad (\text{S13})$$

From these equations, one deduces that $r \in \mathbb{R}$, $m \in \mathbb{R}$ and $\gamma \in i\mathbb{R}$, i.e the cat-like state remains aligned along the x -axis in phase-space (β real), while the buffer mode moves along the y -axis (β purely imaginary). The parameter $r(t)$ corresponds to the squeezing parameter, as we show below.

Having chosen the displacement amplitudes satisfying Eq. (S10) leads to the master equation

$$\begin{aligned} \frac{d\tilde{\rho}}{dt} &= -i[\tilde{H}, \tilde{\rho}] + \kappa_b \mathcal{D}[\tilde{b}](\tilde{\rho}) \\ \tilde{H} &= (g_2 \tilde{m}^2 \tilde{b}^\dagger + 2g_2 m(t) \tilde{m} \tilde{b}^\dagger + \text{h.c.}) + \left(\frac{i}{2} \frac{dr}{dt} \tilde{m}^2 + \text{h.c.} \right). \end{aligned} \quad (\text{S14})$$

The last term corresponds to a squeezing drive. It can be eliminated by moving into the squeezed frame defined by the unitary transformation $\rho_{\text{sq}} = U_{\text{sq}}^\dagger \tilde{\rho} U_{\text{sq}}$ with $U_{\text{sq}} = \exp\left(\frac{r}{2}(\tilde{m}^2 - \tilde{m}^{\dagger 2})\right)$. We define the squeezed annihilation operator for the memory gauge mode $m_{\text{sq}} = U_{\text{sq}}^\dagger \tilde{m} U_{\text{sq}}$. In the displaced and squeezed frame, the master equation reads

$$\begin{aligned} \frac{d\rho_{\text{sq}}}{dt} &= -i[H_{\text{sq}}, \rho_{\text{sq}}] + \kappa_b \mathcal{D}[\tilde{b}](\rho_{\text{sq}}) \\ H_{\text{sq}} &= g_2 (\cosh(r) m_{\text{sq}} - \sinh(r) m_{\text{sq}}^\dagger)^2 \tilde{b}^\dagger + 2g_2 m(t) (\cosh(r) m_{\text{sq}} - \sinh(r) m_{\text{sq}}^\dagger) \tilde{b}^\dagger + \text{h.c.} \end{aligned} \quad (\text{S15})$$

It is worth noting that while this master equation describes the system in a frame that is displaced and squeezed, the two-photon exchange term between the buffer and the memory remains active. The squeezed mode m_{sq} loses photons through its coupling to the buffer. It also thermalizes due to the coupling of the form $m_{\text{sq}}^\dagger \tilde{b}^\dagger$ at a rate bounded by $\kappa_b/2$.

-
- [1] A. Tondl, T. Ruijgrok, F. Verhulst, and R. Nabergoj, *Autoparametric Resonance in Mechanical Systems* (Cambridge University Press, 2000).
 - [2] L. Bretheau, P. Campagne-Ibarcq, E. Flurin, F. Mallet, and B. Huard, Quantum dynamics of an electromagnetic mode that cannot have n photons, *Science* **348**, 776 (2015).
 - [3] A. Marquet, A. Essig, J. Cohen, N. Cottet, A. Murani, E. Abertinale, S. Dupouy, A. Bienfait, T. Peronnin, S. Jezouin, R. Lescanne, and B. Huard, Autoparametric resonance extending the bit-flip time of a cat qubit up to 0.3 s (2023), [arXiv:2307.06761 \[quant-ph\]](https://arxiv.org/abs/2307.06761).
 - [4] M. A. Nielsen and I. L. Chuang, Quantum computation and quantum information, *Book* (2000).
 - [5] C. Chamberland, K. Noh, P. Arrangoiz-Arriola, E. T. Campbell, C. T. Hann, J. Iverson, H. Putterman, T. C. Bohdanowicz, S. T. Flammia, A. Keller, G. Refael, J. Preskill, L. Jiang, A. H. Safavi-Naeini, O. Painter, and F. G. S. L. Brandão, Building a fault-tolerant quantum computer using concatenated cat codes, *PRX Quantum* **3**, 10329 (2022).

TABLE S1. **Estimated parameters of the device and the associated measurement method.**

Parameter	Value	Method of determination
2 photon dissipation flux ϕ_{on}	0.312 ϕ_0	Memory and buffer spectroscopy
Tomography flux ϕ_{off}	0.168 ϕ_0	Optimization of the memory displacements $\hat{D}(\beta)$
Sweet spot $\phi_{\text{ext}}^{(\text{sweet})}$	0.4 ϕ_0	Memory and buffer spectroscopy
Memory frequency $\omega_m(\phi_{\text{on}})/2\pi$	3.948 GHz	Memory and buffer spectroscopy
Buffer frequency $\omega_b(\phi_{\text{on}})/2\pi$	7.896 GHz	Memory and buffer spectroscopy
Transmon frequency $\omega_q/2\pi$	5.387 GHz	Ramsey interferometry at ϕ_{off}
Readout resonator frequency $\omega_r/2\pi$	6.967 GHz	Reflection measurement
Effective inductive energy $\bar{E}_J(\phi_{\text{on}})/\hbar$	228 GHz	Memory and buffer spectroscopy
Effective inductive energy $\bar{E}_W(\phi_{\text{on}})/\hbar$	51 GHz	Memory and buffer spectroscopy
Effective inductive energy $\bar{E}_J(\phi_{\text{off}})/\hbar$	242 GHz	Memory and buffer spectroscopy
Effective inductive energy $\bar{E}_W(\phi_{\text{off}})/\hbar$	97 GHz	Memory and buffer spectroscopy
Memory participation ratio $\varphi_{\text{ZPF},m}$	0.0305	Memory and buffer spectroscopy
Buffer participation ratio $\varphi_{\text{ZPF},b}$	0.0648	Memory and buffer spectroscopy
Predicted two-to-one coupling rate $g_2/2\pi$	6.2 MHz	Memory and buffer spectroscopy
Memory self-Kerr $\chi_{m,m}$	0.220 MHz	Coherent state deformation
Buffer self-Kerr $\chi_{b,b}$	10 MHz	Estimated using Appendix B of [3]
Transmon to memory cross-Kerr $\chi_{q,m}$	0.170 MHz	Ramsey interferometry with a displaced resonator
Buffer to memory cross-Kerr $\chi_{b,m}$	1.6 MHz	Estimated using Appendix B of [3]
Transmon to readout cross-Kerr $\chi_{q,r}$	3.5 MHz	Reflection measurement
Two-to-one coupling rate $g_2/2\pi$	6 ± 0.5 MHz	Fidelity of logical \hat{Z} rotations
Memory single photon loss $\kappa_1/2\pi$	14 kHz	Decay $ 1\rangle \rightarrow 0\rangle$
Memory effective 2 photons loss $\kappa_2/2\pi$	2.16 MHz	Decay $ C_\alpha^+\rangle \rightarrow 0\rangle$ or $ C_\alpha^-\rangle \rightarrow 1\rangle$
Memory dephasing rate $\kappa_\varphi^m/2\pi$	0.08 MHz	Ramsey interferometry Zeno blocked on span $(0\rangle, 1\rangle)$
Buffer single photon loss $\kappa_b/2\pi$	40 MHz	Reflection measurement
Readout resonator linewidth $\kappa_r/2\pi$	1.8 MHz	Reflection measurement
Transmon T_1	18 μs	Standard decay measurement
Transmon T_2	15 μs	Ramsey interferometry
Memory thermal population $n_{\text{th},m}$	0.011 photon	Ramsey interferometry
Transmon thermal population $n_{\text{th},q}$	0.015 photon	Standard transmon readout