

# Multi-modal Auto-regressive Modeling via Visual Words

Tianshuo Peng<sup>1,†</sup>, Zuchao Li<sup>1,†,\*</sup>, Lefei Zhang<sup>1,2</sup>, Hai Zhao<sup>5</sup>, Ping Wang<sup>3,4</sup>, and Bo Du<sup>1,2</sup>

<sup>1</sup>School of Computer Science, Wuhan University, Wuhan, 430072, China

<sup>2</sup>Hubei LuoJia Laboratory, Wuhan 430072, P. R. China,

<sup>3</sup>Center for the Studies of Information Resources, Wuhan University, Wuhan 430072, China

<sup>4</sup>School of Information Management, Wuhan University, Wuhan 430072, China

<sup>5</sup>Department of Computer Science and Engineering, Shanghai Jiao Tong University  
{pengts,zcli-charlie,zhanglefei,dubo}@whu.edu.cn,  
zhaohai@cs.sjtu.edu.cn

## Abstract

Large Language Models (LLMs), benefiting from the auto-regressive modelling approach performed on massive unannotated texts corpora, demonstrates powerful perceptual and reasoning capabilities. However, as for extending auto-regressive modelling to multi-modal scenarios to build Large Multi-modal Models (LMMs), there lies a great difficulty that the image information is processed in the LLM as continuous visual embeddings, which cannot obtain discrete supervised labels for classification. In this paper, we successfully perform multi-modal auto-regressive modeling with a unified objective for the first time. Specifically, we propose the concept of visual words, which maps the visual features to probability distributions over LLM’s vocabulary, providing supervision information for visual modelling. We further explore the distribution of visual features in the semantic space within LMM and the possibility of using text embeddings to represent visual information. Experimental results and ablation studies on 5 VQA tasks and 4 benchmark toolkits validate the powerful performance of our proposed approach. Code are available at <https://github.com/pengts/VW-LMM>

## 1 Introduction

Over the past year, Large Language Models (LLMs) have made impressive breakthroughs and successfully use language as a common interface for a wide variety of real-world tasks. Benefiting from the auto-regressive modelling approach performed on massive unannotated texts, LLM is able to learn general-purpose semantic information and powerful reasoning capabilities from natural language corpora. The success of LLMs attracts researchers to explore Large Multi-modal Models (LMMs), which aim to extend the powerful text-only perceptual and reasoning capabilities of LLMs

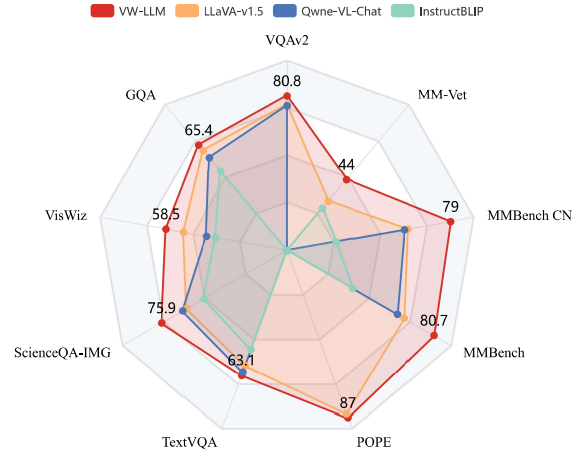


Figure 1: Performance of our proposed VW-LMM.

to scenarios dealing with multi-modal inputs. However, as for extending auto-regressive modelling to multi-modal scenarios, there lies a great difficulty that the image information is processed in the LMM as continuous visual embeddings, which cannot obtain discrete supervised labels for classification. As a compromise solution, mainstream LMMs choose to compute losses only for the language portion of multi-modal interleaved sequence. As illustrated in figure 2(a), the training objective of mainstream methods (Dai et al., 2023; Li et al., 2023a; Liu et al., 2023a; Lu et al., 2023; Bai et al., 2023a) focuses on predicting language responses in multi-modal contextual sequences that depend on visual information, where the visual information merely acts as contextual cues and does not serve as supervision. This unfair treatment of different modal information in multi-modal sequences lacks the process of learning different modal information utilising the inference capabilities of the LLM, severely limiting the potential of LMM and resulting in under-utilisation of the training data. Although recent works (Sun et al., 2023a,b) propose to unlock the LLM for text pre-training by

\* Corresponding author. <sup>†</sup> Equal contribution.

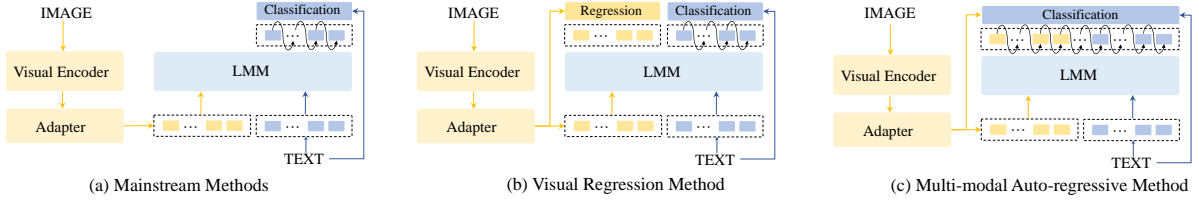


Figure 2: The comparisons between different LMMs. (a) Mainstream methods focuses on predicting language responses in multi-modal contextual sequences that depend on visual information, where the visual information merely acts as contextual cues and does not serve as supervision. (b) Visual regression method takes regression task to predict the value of next visual feature and performs joint training with text. (c) Our multi-modal auto-regressive method use visual words to construct visual supervision labels and enabling multi-modal auto-regressive modelling with unified classification objective.

using a regression task to predict the value of next visual feature in the pre-training phase (Fig. 2(b)), the inconsistent optimisation goals of its visual and linguistic components are not conducive to unified multi-modal auto-regressive modelling. (Bai et al., 2023b) has also proposed learning visual features using an auto-regressive classification tasks, but it uses a pre-trained image tokenizer, such as VQVAE or VQGAN, to cluster image features into a grid of discrete tokens which does not combine discrete visually supervised information with LLM.

In this paper, we successfully perform multi-modal auto-regressive modeling with a unified objective for the first time. Specifically, we introduce the concept of **visual words** to construct representations of visual features in the language semantic space inside the LLM, thus implementing visual modelling of LLM in the form of classification rather than regression. We also propose the **Visual Word guided Large Multi-modal Model (VW-LMM)**, a novel multi-modal model that inherits the successful learning paradigm of LLM in the pre-training task, i.e., predicting the next image/text token in an auto-regressive manner. With the help of visual words, it's possible to train LLM with auto-regressive modeling without any specific architectural modifications, as shown in figure 2(c). Just as the LM head component is used in LLM to accomplish the mapping of text features to interpretable semantics, we correspondingly construct the VM head component, using the same structure, intent on obtaining the representation of each visual embedding in the language semantic space of LLM. For each visual embedding, we use the VM head to map it into probability distributions over the pre-trained vocabulary, which we call visual words. After that, the visual words corresponding to the image modal and the one hot label corresponding to the text modal are intertwined to form the supervised information for multi-modal auto-regressive

modelling. Further, the pre-trained embeddings weights of LLM can be approximated as a set of complete bases of the language semantic space, i.e., the semantic information covered by the embeddings can basically cover the whole semantic space. Therefore, we further explored whether pseudo image features constructed with visual words and LLM's pre-trained embeddings can convey visual information to the model. We conducted extensive experiments on five commonly used visual question answering benchmarks and four LMM-evaluating benchmark toolkits, and the experimental results demonstrate that our VW-LMM, by constructing visual words to introduce visual supervisory information, achieves the best performance among models of the same scale, and obtains vision-language understanding capability competitive to or even surpassing that of 13B or even larger scale models with a scale of 7B. Our main contributions are as follows:

- We propose the concept of visual words, which maps visual features into language semantic space, enabling LLM to perform auto-regressive modelling over multi-modal sequence.
- We further explored the distribution of visual features in the semantic space within the LLM and the possibility of using text embeddings to represent visual information.
- Experimental results and ablation studies on 5 VQA tasks and 4 benchmark toolkits validate the powerful performance of our proposed approach.

## 2 Method

### 2.1 Multi-modal Learning

To extend the powerful text-only perceptual and reasoning capabilities of LLM to scenarios dealing with multi-modal inputs, existing multi-modal

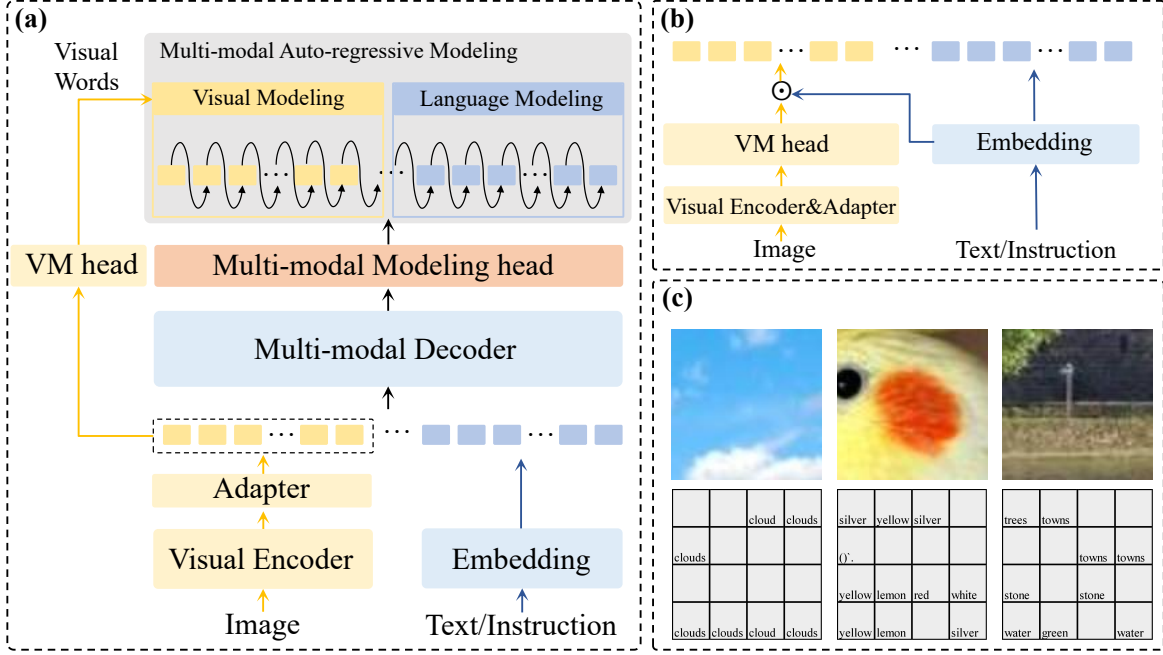


Figure 3: The overview of our method. (a) The overall framework of the model. VW-LMM uses the VM head to transform visual features in multi-modal input sequences to probability distributions over LLM’s vocabulary (so-called visual words) to participate in visual modelling (b) Constructing pseudo image features with pre-trained embedding of LLM and visual words. (c) Demonstration of semantically closest tokens of each image patch in LMM.

learning method of LMM typically use the adapter structure to transform the visual features encoded by pre-trained visual backbone into the semantic space of LLM and construct multi-modal input sequences together with text embeddings. The adapter could be well-designed visual resampler (Bai et al., 2023a; Dai et al., 2023), Multi-layer Perceptron (MLP) (Liu et al., 2023a) or even simple Linear layer (Liu et al., 2023b).

Specifically, given an image and the corresponding text instruction, the multi-modal input sequence  $X_{\text{input}}$  of LMM is constructed as follows:

$$\begin{aligned} X_{\text{image}} &= \text{AD}(\text{VE}(\text{image})), \\ X_{\text{text}} &= \Psi(\text{text}), \\ X_{\text{input}} &= [x_0^m, x_1^m, \dots, x_L^m], \\ m &\in \{v, t\}, x^v \in X_{\text{image}}, x^t \in X_{\text{text}}, \end{aligned} \quad (1)$$

where  $L$  represents the length of multi-modal input sequence,  $\Psi$  represents the embedding layer of LLM, VE represents the visual encoder and AD represents the adapter.

Subsequently,  $X_{\text{input}}$  is fed into the LLM for auto-regressive decoding. Assuming that the LLM mainly contains two important components: a language decoder  $\Gamma$  and an LM head, the loss of clas-

sical multi-modal learning can be expressed as

$$\begin{aligned} \text{Loss}_{\text{LM}} &= \frac{1}{|S_{\text{LM}}|} \sum_{n \in S_{\text{LM}}} \left( - \sum_{i=0}^{C-1} P_n(i) \log Q_n(i) \right), \\ Q &= \text{Softmax}(W_{\text{LM}} \Gamma(X_{\text{input}})), \end{aligned} \quad (2)$$

where  $W_{\text{LM}}$  is the optimizable parameters of LMhead, set  $S_{\text{LM}}$  is the set of expected text output index of model and  $C$  is the vocabulary size of model.

However, classical multi-modal learning neglects the supervision function of visual information on multi-modal auto-regressive modelling, which is still multi-modal based language modelling in essence. Our work proposes to leverage the great reasoning potential of LLM to facilitate both language modelling and visual modelling of LMM. To achieve this goal, the key component is to construct formally unified multi-modal generative objectives so that the model can be trained with auto-regressive manner. As shown in Figure 3(a), the architecture of VW-LMM consists of five components: a Visual encoder, a multi-modal decoder, an adapter for projection between visual modal and language modal, a Multi-modal Modeling head (MM head) for multi-modal modelling and a corresponding VM head for visual modelling. The embedding module can be regarded as part

of multi-modal decoder. We initialise the multi-modal decoder and MM head in VW-LMM using the pre-trained LLM and its LM head. In contrast to classical multi-modal learning, VW-LMM uses VMhead to construct visual words for visual features as supervisory information, thus enabling the model to perform multi-modal auto-regressive modeling over the entire sequence.

## 2.2 Visual Words

Previous work integrate images and text into a unified structure, enabling the powerful reasoning capabilities of the LLM to generalize from the text space to the multi-modal space. They essentially blur the modality differences in the encoding process of different modalities, as they all participate in the encoding of information in a consistent embedding form.

To further explore the connection between visual features and text embeddings, we search for the token id semantically closest to each image patch. For each feature  $x_i \in X_{\text{image}}$ , its semantically closest token id  $t_i$  can be obtained as:

$$v_i = \arg \min_j \text{Cosine}(x_i, e_j), \quad v_i \in [0, C - 1], \quad (3)$$

in which  $e_j \in [e_0, e_1, \dots, e_{C-1}]$  is the pre-trained text embedding of LLM and  $\text{Cosine}(a, b)$  is the cosine similarity of vector  $a$  and  $b$ .

We show the semantically closest tokens of image regions in figure 3(c), it can be observed that for the LMM with multi-modal alignment training, there is a certain correlation between the information contained in each vector of the image features and the actual content of the image. Moreover, this correlation can be explicitly expressed by the vocabulary of the LMM. This finding, on the one hand, proves that the visual features within the LMM are in a similar semantic space as the text embedding, and on the other hand, it provides a new perspective for the interpretability analysis of the LMM. Furthermore, existing LLM methods have shown that the hidden states of text features can be mapped to the model’s vocabulary through linear projection, enabling the extraction of interpretable semantics. Therefore, we propose using the linear projection to also map the visual features to the probability distribution over the model’s vocabulary, which we called visual words, to further strengthen the correlation between visual features and text embeddings.

In this case, the classic language modeling loss can be represented as

$$\begin{aligned} Loss_{\text{LM}} &= \frac{1}{|S_{\text{LM}}|} \sum_{n \in S_{\text{LM}}} \left( - \sum_{i=0}^{C-1} P_n(i) \log Q_n(i) \right), \\ Q &= \text{Softmax}(W_{\text{MM}} \Phi(X_{\text{input}})), \end{aligned} \quad (4)$$

where  $W_{\text{MM}}$  is the optimizable parameters of MM head,  $\Phi$  represents the multi-modal decoder.

The visual words of visual features can be represented as

$$P' = \text{Softmax}(W_{\text{VM}} X_{\text{image}}), \quad (5)$$

in which  $X_{\text{image}}$  is the visual embeddings within  $X_{\text{input}}$  and  $W_{\text{VM}}$  is the optimizable parameters of VM head. To perform visual modeling on image information using a unified classification format, we design the  $Loss_{\text{VM}}$  as follows:

$$Loss_{\text{VM}} = \frac{1}{|S_{\text{VM}}|} \sum_{n \in S_{\text{VM}}} \left( \sum_{i=1}^C P'_n(i) \frac{\log P'_n(i)}{\log Q_n(i)} \right). \quad (6)$$

where set  $S_{\text{VM}}$  is the set of visual output index of model. It should be noted that in the training process of VW-LMM, the optimisation phase of VM head and multi-modal decoder are separated, and thus do not cause instability during training.

The final optimization objective of multi-modal auto-regressive modeling is represented as

$$Loss_{\text{MM}} = Loss_{\text{LM}} + Loss_{\text{VM}}. \quad (7)$$

Through the additional visual modeling task, we explicitly force the model to capture the distribution of image information in the current semantic space, further eliminating the differences between visual features and text embeddings, thereby improving the model’s performance in vision-language comprehension.

## 2.3 Fused Text Embeddings as Pseudo Image Features

The text embeddings in the multi-modal decoder can be regarded as a set of base vectors within its semantic space. Therefore, we propose utilizing the visual words and text embeddings to construct pseudo image features, aiming to further explore the manifestation of visual features in the semantic space of the LLM.

As shown in Figure 3(b), we construct the following pseudo image features  $X_p$ :

$$X_p = W_{\text{embeddings}} \odot \text{Softmax}((W_{\text{VM}} X_{\text{image}})) \quad (8)$$

in which  $W_{\text{embeddings}}$  represents the weights matrix of multi-modal decoder’s pre-trained embeddings,  $\odot$  represents the dot product operation.

We replace  $X_{\text{image}}$  in  $X_{\text{input}}$  with  $X_p$  and keep loss calculation and other settings unchanged, thereby exploring whether visual information can be seamlessly reconstructed within the language semantic space.

## 3 Experiments

### 3.1 Model Pre-training

#### 3.1.1 Settings

In the specific implementation, we use CLIP-ViT-L-336px (Radford et al., 2021) to initialise the visual encoder. For the multi-modal decoder and MM head, we use two different LLM initialisation schemes: the Vicuna-7B (Vicuna, 2023) and the Mistral-7B (Jiang et al., 2023). VM head is a randomly initialised unbiased linear layer and adapter is a randomly initialised two-layer MLP. Please refer to appendix A for more detailed settings.

#### 3.1.2 Stage I

At this stage, we aim to perform the preliminary alignment of the visual information into the semantic space of LLM. To achieve this, we employ adapter to project the uni-modal features output from the visual encoder into the semantic space of the multi-modal decoder, which serves as a contextual reference for the generation task. During this period, VW-LLM is trained for generating image caption. We train only adapter at this stage.

#### 3.1.3 Stage II

At this stage, our goal is to adapt the LMM using multi-modal instruction data to obtain an LMM with multi-modal comprehension. At this stage, we train using more complex multi-modal instructions and a variety of tasks including complex inference, detailed description, multi-round dialogue, image description, and VQA. We train multi-modal decoder, MM head and adapter in this phase.

#### 3.1.4 Stage III

At this stage, our goal is to train the VM head using an existing LMM and massive image data. We directly use the LMM to encode various images and use the final output of the MM head as the label. The VM head is then trained to fit the output of the MM head. We use KL divergence to compute the loss and only train the VM head at this stage.

#### 3.1.5 Stage IV

In this stage, our goal is to use the VM head to construct the visual supervision information so as to train the LMM with multi-modal auto-regressive modelling. In this stage, we use the same multi-modal instruction dataset as stage II, but both language and visual information are involved in supervision in this stage of training. In this stage, we only train the multi-modal decoder and MM head.

### 3.2 Main Results

To evaluate the effectiveness of our proposed method, we conducted experiments on five widely used multi-modal benchmarks and four LMM benchmark toolkits. The experimental results are shown in Table 1. The experimental results demonstrate that our proposed VW-LMM, by constructing visual modeling tasks consistent with the pre-training tasks format of LLM, guides model to learn both language and visual modalities of the multi-modal sequences in an auto-regressive manner. This further bridges the gap between the two modal features and significantly enhances the model’s vision-language understanding capability.

Compared to models of the same scale, VW-LMM demonstrates superior or competitive performance on all evaluation metrics for vision-language understanding. Compared to larger-scale models, VW-LMM, with only the scale of 7B, outperforms some models with scale of 13B and achieves performance similar to models with a parameter scale of 33B. This once again verifies that our method, by introducing visual information supervision, further boosts the multi-modal understanding potential of LMM.

Compared to methods that solely apply language modeling as the optimization task, VW-LMM achieves significantly superior results, highlighting the importance of introducing visual information as supervision for LMMs. Existing methods that also employ multi-modal modeling tasks and perceive the supervision of visual information can be broadly classified into two categories. One involves constructing an additional image decoder to endow the model with image generation capabilities, thereby utilizing image information in the form of image denoising tasks. The other models the image information through regression tasks, aiming to directly fit the value of visual features using MSE loss. In comparison to the above methods, VW-LMM achieves better results by constructing

Methods	LLM	Res.	Visual Question Answering					Benchmark Toolkit			
			VQA <sup>v2</sup>	GQA	VisWiz	SQA <sup>I</sup>	VQA <sup>T</sup>	POPE	MMB	MMB <sup>CN</sup>	MM-Vet
Language Modeling Method											
IDEFICS-80B (IDEFICS, 2023)	LLaMA-65B	224	60.0	45.2	36.0	–	30.9	–	54.5	38.1	–
InstructBLIP (Dai et al., 2023)	Vicuna-13B	224	–	49.5	33.4	63.1	50.7	78.9	–	–	25.6
BLIP-2 (Li et al., 2023a)	Vicuna-13B	224	41.0	41.0	19.6	61.0	42.5	85.3	–	–	22.4
LLaVA-v1.5 (Liu et al., 2023a)	Vicuna-13B	336	80.0*	63.3*	53.6	71.6	61.3	85.9	67.7	63.6	35.4
InstructBLIP (Dai et al., 2023)	Vicuna-7B	224	–	49.2	34.5	60.5	50.1	–	36	23.7	26.2
IDEFICS-9B (IDEFICS, 2023)	LLaMA-7B	224	50.9	38.4	35.5	–	25.9	–	48.2	25.2	–
Qwen-VL (Bai et al., 2023a)	Qwen-7B	448	78.8*	59.3*	35.2	67.1	<b>63.8</b>	–	38.2	7.4	–
Qwen-VL-Chat (Bai et al., 2023a)	Qwen-7B	448	78.2*	57.5*	38.9	68.2	61.5	–	60.6	56.7	–
LLaVA-v1.5 (Liu et al., 2023a)	Vicuna-7B	336	78.5*	62.0*	<u>50.0</u>	66.8	58.2	85.9	64.3	58.3	30.5
MoE-LLaVA-2.7Bx4-Top2 (Lin et al., 2024)	Phi-2-2.7B	336	77.6*	61.4*	43.9	68.5	51.4	86.3	65.2	–	<u>34.3</u>
Multi-modal Modeling Method											
Emu2-Chat (Sun et al., 2023a)	LLaMA-33B	448	84.9*	65.1*	54.9	65.5*	66.6*	–	–	–	48.5
Emu-I (Sun et al., 2023b)	LLaMA-13B	224	62.0	46.0	38.3	–	–	–	–	–	36.3
MM-Interleaved-SFT (Tian et al., 2024)	Vicuna-13B	224	80.2*	60.5*	54.9	–	61.0	–	–	–	–
Unified-IO 2 (Lu et al., 2023)	UIO-2-6.8B	384	<u>79.4*</u>	–	–	<b>86.2*</b>	–	<b>87.7</b>	<u>71.5</u>	–	–
DreamLLM (Dong et al., 2023)	Vicuna-7B	224	56.6	–	38.1	–	34.9	–	–	–	–
VL-GPT-I (Zhu et al., 2023)	LLaMA-7B	224	67.2	51.5	38.9	–	–	–	–	–	–
LaVIT-v2 (Jin et al., 2023)	LLaMA2-7B	224	68.3	47.9	41.0	–	–	–	–	–	–
VW-LMM	Vicuna-7B	336	78.9*	<u>62.7*</u>	48.3	68.1	57.6	85.9	65.9	<u>59.8</u>	31.3
VW-LMM	Mistral-7B	336	<b>80.8*</b>	<b>65.4*</b>	<b>58.5</b>	<u>75.9</u>	<u>63.1</u>	<u>87.0</u>	<b>80.6</b>	<b>79.0</b>	<b>44.0</b>

Table 1: **Comparison among different LMMs on 5 visual question answering benchmarks and 4 benchmark toolkits.** Benchmark names are abbreviated due to space limits. VQA-v2 (Goyal et al., 2019); GQA (Hudson and Manning, 2019); VisWiz (Gurari et al., 2018); SQA<sup>I</sup>: ScienceQA-IMG (Lu et al., 2022); VQA<sup>T</sup>: TextVQA (Singh et al., 2019); POPE (Li et al., 2023b); MMB: MMBench (Liu et al., 2023c); MMB<sup>CN</sup>: MMBench-Chinese (Liu et al., 2023c); MM-Vet (Yu et al., 2023). \*The training images of the datasets are observed during training. The best results and second best results are indicated by **boldface** and underline, respectively.

visual words as supervision information, enabling a relatively unified and concise implementation of multi-modal modeling in the form of a classification task. This approach proves to be more effective and efficient.

It should be noted that both LaVIT and VW-LMM employ classification task for multi-modal modeling. However, LaVIT introduces an additional visual tokenizer and 16,384 trainable discrete embeddings. In contrast, Visual words utilize the existing semantic space of the pre-trained LLM to represent visual information, avoiding the introduction of massive training parameters. This approach also bridges the semantic gap between the two modalities and thus achieves better results.

### 3.3 Ablation

In order to investigate whether the introduction of visual words as visual supervision information directly improves the vision-language comprehension performance of LMMs, we conducted an ablation study, and the experimental results refer to 2. From table 2, it can be observed that the introduction of visual words leads to evident performance enhancement in both different LLM settings, which confirms that VW-LMM, by constructing visual words as visual supervision information, guides the model to learn the rich semantics in multi-modal sequences through both language modelling and visual modelling, therefore boosting model’s

vision-language understanding capability. In addition, we note that VW-LMM-Vicuna-7B shows a slight performance degradation on both VisWiz and TextVQA benchmarks. This case is due to the fact that VisWiz involves the requirement of the corresponding format of the model and TextVQA provides a large number of image OCR texts as reference. In both tasks, the language semantic understanding and instruction following capabilities of the model are more demanded. And the introduction of the visual modelling task slightly diminishes the text-side capabilities of Vicuna-7B on both datasets. When using Mistral-7B as the LLM, its stronger baseline performance and pre-trained language semantic comprehension bridged this gap, which in turn led to a consistent performance improvement.

## 4 Discussion

### 4.1 Replace Visual Feature with Pseudo Image Features

To further explore the manifestation of visual features in the semantic space of the LMM, we utilize the visual words and text embeddings to construct pseudo image features and replace visual features in the input sequence. The results are shown in table 2. From the experimental results, it is clear that the model that receives pseudo image features as visual input can still achieve vision-language un-

Methods	LLM	Res.	Visual Question Answering					POPE	Benchmark Toolkit		
			VQA <sup>v2</sup>	GQA	VisWiz	SQA <sup>1</sup>	VQA <sup>T</sup>		MMB	MMB <sup>CN</sup>	MM-Vet
VW-LMM	Vicuna-7B	336	78.9	62.7	48.3	68.1	57.6	85.9	65.9	59.8	31.3
- visual modeling	Vicuna-7B	336	78.5	62.0	50.0	66.8	58.2	85.9	64.3	58.3	30.5
VW-LMM	Mistral-7B	336	80.8	65.4	58.5	75.9	63.1	87.0	80.6	79.0	44.0
- visual modeling	Mistral-7B	336	79.1	62.5	52.6	72.4	56.6	87.1	70.0	63.6	36.3
VW-LLM with pseudo image features	Vicuna-7B	336	77.2	61.6	48.1	65.4	54.5	85.6	65.2	53.5	30.1

Table 2: Results of ablation study and discussion.

derstanding capability close to the original model. This result confirms that the embedding layer of the pre-trained LLM essentially achieves full utilisation of the semantic space, thus features from image modalities can be represented by linear combinations of text embeddings to some extent. Moreover, it also shows that visual words successfully implement the transfer of visual features to the language semantic space, again verifying the soundness of our proposed approach. However, the difference in results suggests that the structure of the linear projection might have limitations for the projection of visual information into the language semantic space, and we will further investigate how to better accomplish this operation in our subsequent work.

## 4.2 Visualization of Visual Words

In order to verify whether the visual words learnt by VW-LMM can realistically reflect the image information, we take VW-LMM-Vicuna-7B as an example to explore. For each patch in the image, we select the token with the highest probability in its corresponding visual words, and compare the region of interest in the image with its visualisation result, visualization is shown in figure 4.

From the visualisation results, it can be observed that: First of all, visual words can intuitively perceive the low-level features of images such as colour information and object boundary contours. The model in region (5) identifies the red region of the parrot’s face; the distribution of visual words in regions (5), (6) (8) clearly distinguishes the boundaries of the foreground and the background; and the visual words in regions (1), (3) accurately identifies the demarcation line between the building and the tree.

Secondly, visual words are able to recognise higher level semantics such as specific object categories. For example, roof, building, and tree are successfully recognised in regions (1) and (3); flag and window are recognised in regions (2) and (4); hair and feather of parrot are recognised in regions

(5), (6), and (8); in region (4), visual words even mark the "walking" action of the crew.

In addition, we found that for the relationship between foreground and background in the internal semantic space of LMM, the model prefers to predict the background as a comma rather than a space or other placeholder as we expected. This phenomenon reflects the fact that visual words are simultaneously characterised by both visual and textual information, i.e. the background is seen in the image as a separator between different foreground patches.

The above phenomena indicate that visual words successfully achieve the transformation of visual features to language semantic space, which verifies the feasibility and effectiveness of our method. Therefore, using visual words as visual supervision signals can indeed guide the model to perform auto-regressive modelling of visual information, thus enhancing the model’s multi-modal comprehension and inference capabilities.

## 5 Related Work

### 5.1 Vision-Language Pre-training

Vision-Language Pre-training aims to build diverse multi-modal contextual training methods, thus endowing models with stronger multi-modal comprehension. Existing work has performed extensive and thorough research on Vision-Language Pre-training (VLP). CLIP (Radford et al., 2021) proposes to apply contrastive learning with both visual encoder and text encoder to learn generic cross-modal representations, which lays the foundation of the learning paradigm for VLP. With the rapid development of LLM, researchers begin to explore LLM applied to vision-language tasks. Flamingo (Alayrac et al., 2022) uses interleaved text-image data for training models with open generative capabilities; BLIP-2 (Li et al., 2023a) and InstructBLIP (Dai et al., 2023) use contrastive learning and ML tasks to construct efficient visual resampler for LLM at a low price. KOSMOS (Huang et al., 2023) proposed to align




Figure 4: Image regions with the highest probability tokens in the visual words. *Best viewed zoomed-in.*

the visual perception and language from scratch on web-scale multi-modal corpora. LLaVA series (Liu et al., 2023b,a) construct complex Multi-modal instruction-following data and significantly improves model’s visual comprehension, and can be effectively extended to other vision-language tasks such as text understanding and region dialogue.

However, the visual inputs in the above approaches are only considered as hints for generating targets and are not involved in the optimisation, which severely limits the model’s potential for multi-modal comprehension and results in incomplete utilisation of VLP training data.

## 5.2 Visual Supervised Information

To further leverage visual information for supervised learning, Emu (Sun et al., 2023b) and Emu2 (Sun et al., 2023a) align visual and language modelling with the objective of predicting the next visual or language token in an auto-regressive manner, and further explore video as a new source of interleaved image-text data. This unified modelling provides a general framework for multi-modal understanding and generation. LaVIT (Jin et al., 2023) performs tokenization of image features with trainable codebooks and trains external word embeddings in LLM for visual modelling.

However, the above methods either treat visual modelling as regression task, which does not match

the pre-training format of LLM, or need to introduce extensive external training parameters and complex structures. In contrast to these methods, our approach uses LLM’s own word embedding space to construct visual words as supervised signals, using the classification task for visual modelling and do not need to introduce additional visual embedding.

## 6 Conclusion

In this paper, we successfully perform multi-modal auto-regressive modeling with a unified objective for the first time. Specifically, we propose the concept of visual words which transforms visual features in multi-modal sequences into probability distributions over the vocabulary of pre-trained LLMs, thus constructing supervision label for visual modeling. We also verified the representation of visual information by visual words and the feasibility of using visual words together with pre-trained embeddings to represent visual information in the language semantic space. The results show that visual words successfully achieve vision2language semantic transformation and effectively enhance the vision-language comprehension of model.

## 7 Limitations

Mapping continuous visual information into discrete language semantic space leads to a certain degree of information loss. This is also evidenced by

the slight performance degradation brought about by the use of pseudo image feature. Furthermore, the effect of the diversity of training images on the learning effectiveness of the VM head was not explored. Therefore, it is necessary to further explore a more appropriate structure for constructing visual words and to verify the learning effect of VM head using richer image data.

## References

- Jean-Baptiste Alayrac, Jeff Donahue, Pauline Luc, Antoine Miech, Iain Barr, Yana Hasson, Karel Lenc, Arthur Mensch, Katherine Millican, Malcolm Reynolds, Roman Ring, Eliza Rutherford, Serkan Cabi, Tengda Han, Zhitao Gong, Sina Samangooei, Marianne Monteiro, Jacob L. Menick, Sebastian Borgeaud, Andy Brock, Aida Nematzadeh, Sahand Sharifzadeh, Mikolaj Binkowski, Ricardo Barreira, Oriol Vinyals, Andrew Zisserman, and Karén Simonyan. 2022. [Flamingo: a visual language model for few-shot learning](#). In *Advances in Neural Information Processing Systems 35: Annual Conference on Neural Information Processing Systems 2022, NeurIPS 2022, New Orleans, LA, USA, November 28 - December 9, 2022*.
- Jinze Bai, Shuai Bai, Shusheng Yang, Shijie Wang, Sinan Tan, Peng Wang, Junyang Lin, Chang Zhou, and Jingren Zhou. 2023a. [Qwen-vl: A frontier large vision-language model with versatile abilities](#). *CoRR*, abs/2308.12966.
- Yutong Bai, Xinyang Geng, Karttikeya Mangalam, Amir Bar, Alan L. Yuille, Trevor Darrell, Jitendra Malik, and Alexei A. Efros. 2023b. [Sequential modeling enables scalable learning for large vision models](#). *CoRR*, abs/2312.00785.
- Wenliang Dai, Junnan Li, Dongxu Li, Anthony Meng Huat Tiong, Junqi Zhao, Weisheng Wang, Boyang Li, Pascale Fung, and Steven C. H. Hoi. 2023. [Instructblip: Towards general-purpose vision-language models with instruction tuning](#). *CoRR*, abs/2305.06500.
- Runpei Dong, Chunrui Han, Yuang Peng, Zekun Qi, Zheng Ge, Jinrong Yang, Liang Zhao, Jianjian Sun, Hongyu Zhou, Haoran Wei, Xiangwen Kong, Xiangyu Zhang, Kaisheng Ma, and Li Yi. 2023. [Dream-llm: Synergistic multimodal comprehension and creation](#). *CoRR*, abs/2309.11499.
- Yash Goyal, Tejas Khot, Aishwarya Agrawal, Douglas Summers-Stay, Dhruv Batra, and Devi Parikh. 2019. [Making the V in VQA matter: Elevating the role of image understanding in visual question answering](#). *Int. J. Comput. Vis.*, 127(4):398–414.
- Danna Gurari, Qing Li, Abigale J. Stangl, Anhong Guo, Chi Lin, Kristen Grauman, Jiebo Luo, and Jeffrey P. Bigham. 2018. [Vizwiz grand challenge: Answering visual questions from blind people](#). In *2018 IEEE Conference on Computer Vision and Pattern Recognition, CVPR 2018, Salt Lake City, UT, USA, June 18-22, 2018*, pages 3608–3617. Computer Vision Foundation / IEEE Computer Society.
- Shaohan Huang, Li Dong, Wenhui Wang, Yaru Hao, Saksham Singhal, Shuming Ma, Tengchao Lv, Lei Cui, Owais Khan Mohammed, Barun Patra, Qiang Liu, Kriti Aggarwal, Zewen Chi, Johan Bjorck, Vishrav Chaudhary, Subhojit Som, Xia Song, and Furu Wei. 2023. [Language is not all you need: Aligning perception with language models](#). *CoRR*, abs/2302.14045.
- Drew A. Hudson and Christopher D. Manning. 2019. [GQA: A new dataset for real-world visual reasoning and compositional question answering](#). In *IEEE Conference on Computer Vision and Pattern Recognition, CVPR 2019, Long Beach, CA, USA, June 16-20, 2019*, pages 6700–6709. Computer Vision Foundation / IEEE.
- IDEFICS. 2023. [Introducing idefics: An open reproduction of state-of-the-art visual language model](#). <https://huggingface.co/blog/idefics>.
- Albert Q. Jiang, Alexandre Sablayrolles, Arthur Mensch, Chris Bamford, Devendra Singh Chaplot, Diego de Las Casas, Florian Bressand, Gianna Lengyel, Guillaume Lample, Lucile Saulnier, L  lio Renard Lavaud, Marie-Anne Lachaux, Pierre Stock, Teven Le Scao, Thibaut Lavril, Thomas Wang, Timoth  e Lacroix, and William El Sayed. 2023. [Mistral 7b](#). *CoRR*, abs/2310.06825.
- Yang Jin, Kun Xu, Kun Xu, Liwei Chen, Chao Liao, Jianchao Tan, Quzhe Huang, Bin Chen, Chenyi Lei, An Liu, Chengru Song, Xiaoqiang Lei, Di Zhang, Wenwu Ou, Kun Gai, and Yadong Mu. 2023. [Unified language-vision pretraining in LLM with dynamic discrete visual tokenization](#). *CoRR*, abs/2309.04669.
- Junnan Li, Dongxu Li, Silvio Savarese, and Steven C. H. Hoi. 2023a. [BLIP-2: bootstrapping language-image pre-training with frozen image encoders and large language models](#). In *International Conference on Machine Learning, ICML 2023, 23-29 July 2023, Honolulu, Hawaii, USA*, volume 202 of *Proceedings of Machine Learning Research*, pages 19730–19742. PMLR.
- Yifan Li, Yifan Du, Kun Zhou, Jinpeng Wang, Xin Zhao, and Ji-Rong Wen. 2023b. [Evaluating object hallucination in large vision-language models](#). In *Proceedings of the 2023 Conference on Empirical Methods in Natural Language Processing*, pages 292–305, Singapore. Association for Computational Linguistics.
- Bin Lin, Zhenyu Tang, Yang Ye, Jiaxi Cui, Bin Zhu, Peng Jin, Junwu Zhang, Munan Ning, and Li Yuan. 2024. [Moe-llava: Mixture of experts for large vision-language models](#). *CoRR*, abs/2401.15947.
- Haotian Liu, Chunyuan Li, Yuheng Li, and Yong Jae Lee. 2023a. [Improved baselines with visual instruction tuning](#). *CoRR*, abs/2310.03744.

- Haotian Liu, Chunyuan Li, Qingyang Wu, and Yong Jae Lee. 2023b. [Visual instruction tuning](#). *CoRR*, abs/2304.08485.
- Yuan Liu, Haodong Duan, Yuanhan Zhang, Bo Li, Songyang Zhang, Wangbo Zhao, Yike Yuan, Jiaqi Wang, Conghui He, Ziwei Liu, Kai Chen, and Dahua Lin. 2023c. [Mmbench: Is your multi-modal model an all-around player?](#) *CoRR*, abs/2307.06281.
- Jiasen Lu, Christopher Clark, Sangho Lee, Zichen Zhang, Savya Khosla, Ryan Marten, Derek Hoiem, and Aniruddha Kembhavi. 2023. [Unified-io 2: Scaling autoregressive multimodal models with vision, language, audio, and action](#). *CoRR*, abs/2312.17172.
- Pan Lu, Swaroop Mishra, Tanglin Xia, Liang Qiu, Kai-Wei Chang, Song-Chun Zhu, Oyvind Tafjord, Peter Clark, and Ashwin Kalyan. 2022. [Learn to explain: Multimodal reasoning via thought chains for science question answering](#). In *Advances in Neural Information Processing Systems 35: Annual Conference on Neural Information Processing Systems 2022, NeurIPS 2022, New Orleans, LA, USA, November 28 - December 9, 2022*.
- Alec Radford, Jong Wook Kim, Chris Hallacy, Aditya Ramesh, Gabriel Goh, Sandhini Agarwal, Girish Sastry, Amanda Askell, Pamela Mishkin, Jack Clark, Gretchen Krueger, and Ilya Sutskever. 2021. [Learning transferable visual models from natural language supervision](#). In *Proceedings of the 38th International Conference on Machine Learning, ICML 2021, 18-24 July 2021, Virtual Event*, volume 139 of *Proceedings of Machine Learning Research*, pages 8748–8763. PMLR.
- Amanpreet Singh, Vivek Natarajan, Meet Shah, Yu Jiang, Xinlei Chen, Dhruv Batra, Devi Parikh, and Marcus Rohrbach. 2019. [Towards VQA models that can read](#). In *IEEE Conference on Computer Vision and Pattern Recognition, CVPR 2019, Long Beach, CA, USA, June 16-20, 2019*, pages 8317–8326. Computer Vision Foundation / IEEE.
- Quan Sun, Yufeng Cui, Xiaosong Zhang, Fan Zhang, Qiyang Yu, Zhengxiong Luo, Yueze Wang, Yongming Rao, Jingjing Liu, Tiejun Huang, and Xinlong Wang. 2023a. [Generative multimodal models are in-context learners](#). *CoRR*, abs/2312.13286.
- Quan Sun, Qiyang Yu, Yufeng Cui, Fan Zhang, Xiaosong Zhang, Yueze Wang, Hongcheng Gao, Jingjing Liu, Tiejun Huang, and Xinlong Wang. 2023b. [Generative pretraining in multimodality](#). *CoRR*, abs/2307.05222.
- Changyao Tian, Xizhou Zhu, Yuwen Xiong, Weiyun Wang, Zhe Chen, Wenhai Wang, Yuntao Chen, Lewei Lu, Tong Lu, Jie Zhou, Hongsheng Li, Yu Qiao, and Jifeng Dai. 2024. [Mm-interleaved: Interleaved image-text generative modeling via multi-modal feature synchronizer](#). *CoRR*, abs/2401.10208.
- Vicuna. 2023. Vicuna: An open-source chatbot impressing gpt-4 with 90%\* chatgpt quality. <https://vicuna.lmsys.org/>.
- Weihao Yu, Zhengyuan Yang, Linjie Li, Jianfeng Wang, Kevin Lin, Zicheng Liu, Xinchao Wang, and Lijuan Wang. 2023. [Mm-vet: Evaluating large multimodal models for integrated capabilities](#). *CoRR*, abs/2308.02490.
- Jinguo Zhu, Xiaohan Ding, Yixiao Ge, Yuying Ge, Sijie Zhao, Hengshuang Zhao, Xiaohua Wang, and Ying Shan. 2023. [VL-GPT: A generative pre-trained transformer for vision and language understanding and generation](#). *CoRR*, abs/2312.09251.

## A Detailed Settings

### A.1 Hyperparameters.

We show the training hyper-parameters for the four stages of training in Table 3.

Hyperparameter	Stage I	Stage II	Stage III	Stage IV
batch size	256	128	256	128
lr	1e-3	2e-5	1e-3	2e-5
lr schedule		cosine decay		
lr warmup ratio		0.03		
weight decay		0		
epoch		1		
optimizer		AdamW		
DeepSpeed stage	2	3	2	3

Table 3: Training hyper-parameters for the four stages of training.

### A.2 Data

We show the dataset used in training of VM-LMM in Table 4.

Usage	Source	#Sample
Stage I	LLaVA 1.5-558k	558k
Stage II	LLaVA 1.5-mix-665k	665k
Stage III	Images of LCS-558K	558k
Stage IV	LLaVA 1.5-mix-665k	665k

Table 4: Dataset used in training of VM-LMM

For the stage I, we use the pre-trained data of LLaVA 1.5-558k (Liu et al., 2023a). For the stage II and stage IV, we use the multi-modal instruction following data LLaVA-mix-665k (Liu et al., 2023a). For the stage III, we use 1LCS-558K: a subset of 558K image-text pairs from LAION-CC-SBU with BLIP captions, as used in LLaVA-Lightning series.