

SVD-LLM: Truncation-aware Singular Value Decomposition for Large Language Model Compression

Xin Wang¹ Yu Zheng² Zhongwei Wan¹ Mi Zhang¹

Abstract

The advancements in Large Language Models (LLMs) have been hindered by their substantial sizes, which necessitate LLM compression methods for practical deployment. Singular Value Decomposition (SVD) offers a promising solution for LLM compression. However, state-of-the-art SVD-based LLM compression methods have two key limitations: truncating smaller singular values may lead to higher compression loss, and the lack of update on the remaining model parameters after SVD truncation. In this work, we propose SVD-LLM, a new SVD-based LLM compression method that addresses the limitations of existing methods. SVD-LLM incorporates a truncation-aware data whitening strategy to ensure a direct mapping between singular values and compression loss. Moreover, SVD-LLM adopts a layer-wise closed-form model parameter update strategy to compensate for accuracy degradation caused by SVD truncation. We evaluate SVD-LLM on a total of 11 datasets and seven models from three different LLM families at four different scales. Our results demonstrate the superiority of SVD-LLM over state-of-the-arts, especially at high model compression ratios. The source code is available at <https://github.com/AIoT-MLSys-Lab/SVD-LLM>.

1. Introduction

Large Language Models (LLMs) have demonstrated remarkable capabilities in a wide range of tasks such as natural language understanding and language generation (Zhao et al., 2023; Gozalo-Brizuela & Garrido-Merchán, 2023). Despite such capabilities, the democratization of LLMs is primarily restricted by their substantial resource demands (Wan et al., 2023; Wang et al., 2024). As an example, GPT-3 (Brown et al., 2020) consumes more than 325 GB of GPU memory

to load its weights and requires 5×80GB A100 GPUs to conduct inferences due to its high runtime memory consumption (Xiao et al., 2023).

One of the most effective techniques to reduce the resource demands of LLMs is model compression (Zhu et al., 2023). Compression techniques based on quantization (Frantar et al., 2022; Lin et al., 2023; Xiao et al., 2023), parameter pruning (Ma et al., 2023; Frantar & Alistarh, 2023), and knowledge distillation (Gu et al., 2023; Hsieh et al., 2023) specifically designed for LLMs have been intensively studied. Regardless of their successes, these techniques have their own constraints such as hardware dependency and the need of expensive retraining. Compared to those techniques, compression techniques based on low-rank approximation such as Singular Value Decomposition (SVD) are not limited by those constraints. Moreover, the KV cache of LLMs compressed via SVD at runtime can also be reduced.

Despite these advantages, the potential of SVD for LLM compression has not been thoroughly explored. A few SVD-based LLM compression methods such as ASVD (Yuan et al., 2023) and FWSVD (Hsu et al., 2022) have recently been proposed. However, these methods exhibit severe performance degradation when the model compression ratio is high. Such limitation can be attributed to two fundamental issues involved in their approaches: **❶ Imprecise Data Preprocessing**: although the data preprocessing strategy proposed by ASVD reduces the negative impact of activation outliers, it does not establish a direct relationship between SVD approximation and model compression loss. As a consequence, truncating smaller singular values in SVD could lead to significant compression loss. **❷ Lack of Model Parameter Update after SVD Truncation**: as the model compression ratio increases, the number of singular values that need to be truncated in SVD increases as well. To compensate for the accuracy degradation caused by truncating a large number of singular values, updating the remaining model parameters to adapt to the new activation is needed. Unfortunately, existing SVD-based LLM compression methods do not take such update into account, and thus fail to compensate for the accuracy degradation under high model compression ratios.

¹The Ohio State University ²Michigan State University. Correspondence to: Mi Zhang <mizhang.1@osu.edu>.

In this paper, we propose a new SVD-based LLM compression method named **SVD-LLM** that effectively addresses the two fundamental issues of the existing methods. **SVD-LLM** differs from existing SVD-based LLM compression methods in two key aspects: **① Truncation-Aware Data Whitening:** Supported by the theoretical proof, **SVD-LLM** incorporates a truncation-aware data whitening technique that ensures a direct mapping between singular values and model compression loss. In doing so, the proposed truncation-aware data whitening technique is able to identify which singular values should be truncated to incur minimal model compression loss. **② Layer-Wise Closed-Form Model Parameter Update:** to compensate for accuracy degradation under high compression ratios, **SVD-LLM** incorporates a layer-wise closed-form model parameter update strategy to progressively update the remaining weights after SVD truncation layer by layer.

We compare **SVD-LLM** with three SVD-based methods for LLM compression, including vanilla SVD as well as state-of-the-art methods FWSVD and ASVD. To demonstrate the generability of **SVD-LLM**, we conduct our evaluation on a total of 11 datasets and seven models from three different LLM families (LLaMA, Vicuna, and Mistral) at four different scales (7B, 13B, 30B, and 65B). We highlight five of our findings: (1) **SVD-LLM** consistently outperforms vanilla SVD, FWSVD, and ASVD across all 11 datasets, three different LLM families, and four different scales. (2) None of the existing SVD-based LLM compression methods report their performance on model compression ratios above 20%. **SVD-LLM** exhibits significant advantages over vanilla SVD, FWSVD, and ASVD under high compression ratios from 30% to 60%. (3) **SVD-LLM** also exhibits superiority over state-of-the-art in terms of compression speed. Specifically, when compressing LLaMA-7B under 20% compression ratio on an A100 GPU, ASVD takes about 5.5 hours whereas **SVD-LLM** completes the compression process in 15 minutes. (4) Moreover, **SVD-LLM** can benefit other LLM compression methods. Our evaluation results show that **SVD-LLM** is able to further enhance the compression performance of state-of-the-art quantization (GPTQ (Frantar et al., 2022)) and parameter pruning-based (LLM-Pruner (Ma et al., 2023)) LLM compression methods. (5) Lastly, **SVD-LLM** brings additional benefit beyond compressing the sizes of LLMs, and is also able to reduce the footprint of KV cache during inference at runtime.

2. Related Works

2.1. Large Language Model Compression

LLMs in general contain billion-scale parameters. Applying conventional model compression methods for LLMs is not feasible as they necessitate retraining. To avoid retraining, post-training methods that do not involve retrain-

ing LLM in the compression process have been developed. In general, these methods can be grouped into four categories: unstructured pruning, structured pruning, quantization, and low-rank approximation. Specifically, unstructured pruning methods set the individual weights' elements to zero without changing its shape. A notable contribution is SparseGPT (Frantar & Alistarh, 2023) which prunes the least important weights' elements with the inversion of the Hessian matrix. However, the irregular sparsification of unstructured pruning is difficult to achieve the desired speedup or memory saving and can only demonstrate its best efficiency on certain hardware architecture such as NVIDIA Ampere GPU. Unlike unstructured pruning, structured pruning methods directly remove the entire channels or other structured components from LLMs, making them easier to implement on hardware. For example, LLM-Pruner (Ma et al., 2023) utilizes a small amount of data to obtain the weight, parameter, and group importance of the coupled structure for pruning with LoRA to recover the precision. However, due to the great modification of the weight matrix in LLM, it suffers from great accuracy degradation, especially under high compression ratios. Quantization methods, on the other hand, achieve model compression by reducing the precision of weight matrices of an LLM. For example, GPTQ (Frantar et al., 2022) employs layer-wise quantization and updates weights with inverse Hessian information. However, quantization has a drawback of only providing a limited range of compression options, typically ranging from 3 to 8 bits. This limited range could prevent the full utilization of the available memory budget.

2.2. SVD for LLM Compression

Singular Value Decomposition (SVD) is a widely used technique for reducing matrix size by approximating a matrix with two smaller low-ranking matrices (Golub et al., 1987). In the context of LLM compression, only a few SVD-based LLM compression methods have been proposed. Specifically, vanilla SVD only focuses on the compression of the original weight matrix without consider the importance of the parameters, potentially giving a larger compression error. To address this problem, (Hsu et al., 2022) propose FWSVD, which introduces Fisher information to weigh the importance of parameters. However, FWSVD requires complex gradient calculation that demands substantial resources for LLM compression. Another problem of vanilla SVD is the distribution of activation can affect the compression error. To address this issue, (Yuan et al., 2023) propose ASVD, which scales the weight matrix by a diagonal matrix that represents the impact of input channels on weights. However, both FWSVD and ASVD do not establish a direct relationship between singular values and compression errors. As a result, truncating the smallest singular values may not lead to low compression error. Moreover, as the number of

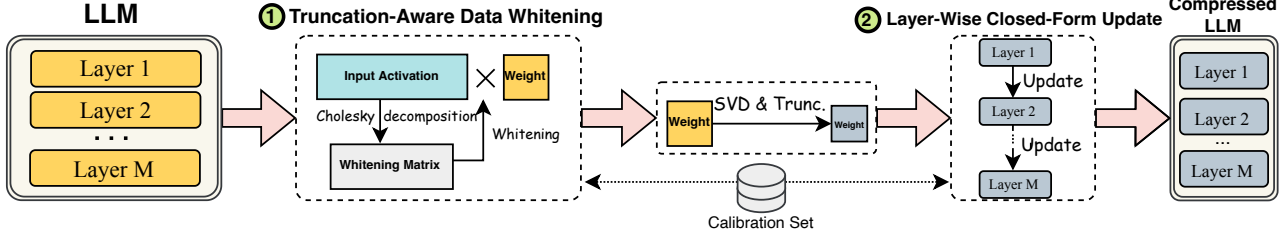


Figure 1. Overview of SVD-LLM.

truncated singular values increases, the weight matrices in the compressed LLM lose their ability to adjust to new activations. Consequently, these methods incur severe accuracy degradation under high compression ratios.

3. SVD-LLM

Figure 1 provides an overview of the proposed SVD-LLM. SVD-LLM has two main modules: (1) truncation-aware data whitening, and (2) layer-wise closed-form update. As an overview, before compressing LLM, SVD-LLM collects a small random calibration set following the standard procedure (Frantar & Alistarh, 2023; Yuan et al., 2023; Xiao et al., 2023) to provide data for both truncation-aware data whitening and layer-wise closed-form update. For the data whitening process, SVD-LLM obtains the truncation-aware data whitening matrix by calculating the Cholesky decomposition of the multiplication of the input activation and its transpose. After whitening the input activation, SVD-LLM performs SVD and truncates the weight matrices to compress the LLM. Under high model compression ratios, SVD-LLM performs a layer-wise closed-form update to progressively update the remaining weights layer by layer after compression. In the following, we describe the two main modules truncation-aware data whitening, and layer-wise closed-form update in detail.

3.1. Truncation-Aware Data Whitening

Motivation: Due to high variance of the input activation, simply applying vanilla SVD for LLM compression leads to severe accuracy degradation (Yuan et al., 2023). To address this issue, ASVD (Yuan et al., 2023) formulates LLM compression as an optimization problem with the following optimization objective:

$$O_1 = \min(\|WX - W'X\|_F) \quad (1)$$

where W is the original LLM weight matrix, X is the original input activation of W , W' is the LLM weight matrix after compression, and $L = \|WX - W'X\|_F$ is the compression loss in the form of Frobenious loss.

Specifically, ASVD extracts a diagonal matrix S_0 from X and inserts $S_0 S_0^{-1}$ into the multiplication of WX to nor-

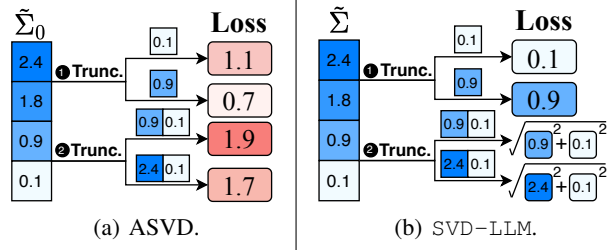


Figure 2. Comparison of data whitening methods between ASVD and SVD-LLM.

malize the variance of the input activation, i.e., $WX = (WS_0)(S_0^{-1}X) = \tilde{W}_0\tilde{X}_0$. Subsequently, SVD is performed on the matrix \tilde{W}_0 instead of W to obtain the decomposed matrices \tilde{U}_0 , $\tilde{\Sigma}_0$, and \tilde{V}_0 . Finally, ASVD applies the truncation of the smallest singular values in $\tilde{\Sigma}_0$ to obtain the compressed weight matrix $W'_0 = \tilde{U}_0 \times \text{Trunc.}(\tilde{\Sigma}_0) \times \tilde{V}_0$.

Although reducing the variance of activation improves the performance, ASVD does not establish a direct relationship between singular values and compression loss (a detailed proof is included in Appendix A.1). To better illustrate this point, we show two concrete examples in Figure 2(a). In the first example ① where one singular value is truncated, truncating the smallest singular value 0.1 results in a higher compression loss (loss = 1.1) than truncating 0.9 (loss = 0.7). In the second example ② where multiple singular values are truncated, truncating the smallest two singular values 0.9 and 0.1 also leads to a higher loss (loss = 1.9) than truncating 2.4 and 0.1 (loss = 1.7). Therefore, truncating the smallest singular values does not leads to minimal compression loss.

Key Design: The key idea of SVD-LLM is to incorporate a truncation-aware data whitening technique that ensures a direct mapping between singular values and compression loss. To achieve this, SVD-LLM change the whitened activation $\tilde{X} = S^{-1}X$ to be orthogonal so that each channel is independent of each other, i.e., $\tilde{X}\tilde{X}^T = S^{-1}XX^T(S^{-1})^T = I$. Though the matrix S is not unique, we found that the Cholesky decomposition (Meyer, 2023) of XX^T is a good solution due to its numerical stability. After that we perform SVD on $\tilde{W} = WS$ instead of the original weight W to obtain three decomposed matrices \tilde{U} , $\tilde{\Sigma}$, \tilde{V} , where

$\tilde{U} = [\tilde{u}_1, \tilde{u}_2, \tilde{u}_3, \dots, \tilde{u}_r]$, $\tilde{\Sigma} = \text{diag}(\tilde{\sigma}_1, \tilde{\sigma}_2, \tilde{\sigma}_3, \dots, \tilde{\sigma}_r)$, and $\tilde{V} = [\tilde{v}_1, \tilde{v}_2, \tilde{v}_3, \dots, \tilde{v}_r]$. Lastly, the smallest singular values are truncated to compress $\tilde{\Sigma}$ to $\tilde{\Sigma}_1$ and obtain the compressed weight $\tilde{W}' = \tilde{U}'\tilde{\Sigma}_1\tilde{V}'^T$.

Figure 2(b) illustrates the effect of the proposed truncation-aware data whitening technique. In the first example ❶ where one singular value is truncated, the compression loss is equal to the truncated singular value. In the second example ❷, the compression loss of truncating multiple singular values is equal to the square root of the sum of their squares. As such, under the proposed truncation-aware data whitening technique, truncating the smallest singular values leads to minimal compression loss.

In the following, we provide the theoretical proof on why the proposed truncation-aware data whitening technique ensures a direct mapping between singular values and compression loss under the case of one singular value (Theorem 3.2) and multiple singular values (Corollary 3.3).

Lemma 3.1. *The Frobenius norm of matrix A with dimension $m \times n$ can be deduced into the square root of the trace of its gram matrix, which is:*

$$\|A\|_F \triangleq \left(\sum_{j=1}^n \sum_{i=1}^m |a_{ij}|^2 \right)^{\frac{1}{2}} = [\text{trace}(A^T A)]^{\frac{1}{2}} \quad (2)$$

Using Lemma 3.1, we obtain the compression loss L_i when truncating the i^{th} singular value of \tilde{W} to reduce its rank for compression (the compressed weight is denoted by \tilde{W}'):

$$\begin{aligned} L_i &= \|(\tilde{W} - \tilde{W}')\tilde{X}\|_F \\ &= \|\tilde{\sigma}_i \tilde{u}_i \tilde{v}_i^T \tilde{X}\|_F = \tilde{\sigma}_i \text{trace}(\tilde{u}_i \tilde{v}_i^T \tilde{X} \tilde{X}^T \tilde{v}_i \tilde{u}_i^T)^{\frac{1}{2}} \end{aligned} \quad (1)$$

Since both $\tilde{U} = [\tilde{u}_1, \tilde{u}_2, \tilde{u}_3, \dots, \tilde{u}_r]$ and $\tilde{V} = [\tilde{v}_1, \tilde{v}_2, \tilde{v}_3, \dots, \tilde{v}_r]$ are orthogonal matrices, we have:

$$\begin{cases} \tilde{v}_i^T \tilde{v}_i = \tilde{u}_i^T \tilde{u}_i = I \\ \tilde{v}_i^T \tilde{v}_j = \tilde{u}_i^T \tilde{u}_j = 0, \forall i \neq j \\ \text{trace}(\tilde{v}_i \tilde{v}_i^T) = \text{trace}(\tilde{u}_i \tilde{u}_i^T) = 1 \end{cases} \quad (3)$$

Theorem 3.2. *If the whitening matrix S satisfies $SS^T = XX^T$, the compression loss L_i equals to $\tilde{\sigma}_i$.*

Proof. Since $\tilde{X} = S^{-1}X$ and $SS^T = XX^T$, we can further infer Equation (1) to get:

$$\begin{aligned} L_i &= \|\tilde{\sigma}_i \tilde{u}_i \tilde{v}_i^T \tilde{X}\|_F = \tilde{\sigma}_i \text{trace}(\tilde{u}_i \tilde{v}_i^T \tilde{X} \tilde{X}^T \tilde{v}_i \tilde{u}_i^T)^{\frac{1}{2}} \\ &= \tilde{\sigma}_i \text{trace}(\tilde{u}_i \tilde{v}_i^T S^{-1} XX^T (S^{-1})^T \tilde{v}_i \tilde{u}_i^T)^{\frac{1}{2}} \\ &= \tilde{\sigma}_i \text{trace}(\tilde{u}_i \tilde{v}_i^T S^{-1} SS^T (S^T)^{-1} \tilde{v}_i \tilde{u}_i^T)^{\frac{1}{2}} \\ &= \tilde{\sigma}_i \text{trace}(\tilde{u}_i \tilde{v}_i^T \tilde{v}_i \tilde{u}_i^T)^{\frac{1}{2}} = \tilde{\sigma}_i \end{aligned}$$

Table 1. Perplexity and Average Adaptation Loss of LLaMA-7B compressed by ASVD on WikiText-2. The ratio of increase in both perplexity and average adaptation loss from the previous compression ratio to the current one is marked in red.

METRIC	COMPRESSION RATIO			
	20%	30%	40%	50%
Perplexity	11.14	51 (x4.6)	1407 (x28)	15358 (x11)
Average Adaptation Loss	0.83	2.98 (x3.6)	9.63 (x3.2)	44.42 (x4.6)

Since S is the Cholesky decomposition of XX^T in our algorithm, which satisfies $SS^T = XX^T$, the loss L_i of truncating $\tilde{\sigma}_i$ equals to the singular value $\tilde{\sigma}_i$ itself. \square

Corollary 3.3. *If the whitening matrix S satisfies $SS^T = XX^T$, truncating the smallest singular values leads to the lowest loss L compared to truncating others.*

Proof. Suppose we truncate $\tilde{\sigma}_{m+1}, \tilde{\sigma}_{m+2}, \tilde{\sigma}_{m+3}, \dots, \tilde{\sigma}_r$ in $\tilde{\Sigma}$ for compression, we calculate the square of the loss L :

$$\begin{aligned} L^2 &= \left\| \sum_{i=m+1}^r \tilde{\sigma}_i \tilde{u}_i \tilde{v}_i^T \tilde{X} \right\|_F^2 \\ &= \sum_{j=m+1}^r \sum_{i=m+1}^r \tilde{\sigma}_i \tilde{\sigma}_j \text{trace}(\tilde{u}_i \tilde{v}_i^T \tilde{X} \tilde{X}^T \tilde{v}_j \tilde{u}_j^T) \\ &= \sum_{i=m+1}^r \tilde{\sigma}_i^2 \text{trace}(\tilde{u}_i \tilde{v}_i^T \tilde{X} \tilde{X}^T \tilde{v}_i \tilde{u}_i^T) \\ &= \sum_{i=m+1}^r (L_i)^2 = \sum_{i=1}^k (\tilde{\sigma}_i)^2 \end{aligned}$$

The squared loss L^2 is equal to the sum of the squared singular values. Therefore, truncating the smallest singular values $\tilde{\sigma}_i$ achieves the lowest compression loss. \square

3.2. Layer-Wise Closed-Form Update

Motivation: With the increase of model compression ratio, the weight matrices in the compressed LLM generally lose their ability to adapt to the new activation X' derived from the compressed LLM and thus requires the external update for the adaptation during the model compression process. However, existing SVD-based LLM compression techniques do not include this update process, leading to less competitive performance at high compression ratios.

As listed in Table 1, the perplexity of LLaMA-7B compressed by ASVD increases about 28 times when the compression ratio increases from 30% to 40%. Meanwhile, there is a significant increase in the average of the adaptation loss computed by $L_a = \|WX' - W'X'\|_F$, which demonstrates the significant role of minimizing L_a , especially under high compression ratios.

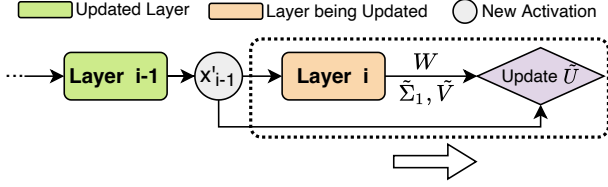


Figure 3. Layer-wise closed-form update in SVD-LLM.

Key Design: The key idea of SVD-LLM is to incorporate a layer-wise closed-form model parameter update strategy to update the remaining weights after SVD truncation that minimizes the adaptation loss L_a :

$$O_2 = \min(\|WX' - W'X'\|_F) \quad (4)$$

SVD-LLM compresses and updates all the local weights in one decoder layer at a time. In order to perform the update without destroying the low-rank structure of the compressed weights, SVD-LLM only updates the matrix \tilde{U} while keeping $\tilde{\Sigma}_1$ (the singular value matrix after truncation) and \tilde{V} fixed:

$$\tilde{U}' = \arg \min_{\tilde{U}'} \|WX' - \tilde{U}'\tilde{\Sigma}_1\tilde{V}^T X'\|_F \quad (5)$$

To compensate for the error introduced by truncation, we adapt \tilde{U} to its closed-form solution $\tilde{U}' = WX'X'^T\tilde{V}\tilde{\Sigma}_1(\tilde{\Sigma}_1\tilde{V}^T X'X'^T\tilde{V}\tilde{\Sigma}_1)^{-1}$ with the same calibration data used for whitening.

Figure 3 illustrates the overall process. To perform the update in layer i , we extract the output x'_{i-1} from the previous updated layer $i-1$ as the new input activation, then apply it to every original weight matrix W and its corresponding decomposed matrices $\tilde{\Sigma}_1$ and \tilde{V} in layer i to update \tilde{U} based on Equation (5).

After updating \tilde{U} with \tilde{U}' , we combine and save the truncated matrices \tilde{U}' , $\tilde{\Sigma}_1$, \tilde{V} into two low-rank weight matrices $W_u = \tilde{U}'(\tilde{\Sigma}_1)^{1/2}$ and $W_v = \tilde{V}(\tilde{\Sigma}_1)^{1/2}$. Therefore, for the new input activation X' , its forward pass takes the form $Y = W_u W_v^T X'$ in compressed LLM.

4. Experiments

4.1. Experimental Setups

Baselines. We compare SVD-LLM against three baselines including vanilla SVD as well as state-of-the-art SVD-based LLM compression methods FWSVD (Hsu et al., 2022) and ASVD (Yuan et al., 2023).

Models and Datasets. To demonstrate the generability of our method, we evaluate the performance of SVD-LLM and the baselines on seven models from three different LLM families (LLaMA-7B, 13B, 30B, 65B (Touvron et al., 2023a),

LLaMA2-7B (Touvron et al., 2023b), Vicuna-7B (Chiang et al., 2023) and Mistral-7B (Jiang et al., 2023) and 11 datasets including three language modeling datasets (WikiText-2 (Merity et al., 2016), PTB (Marcus et al., 1993) and C4 (Raffel et al., 2020)) and eight classification datasets (SST-5 (Socher et al., 2013), MNLI (Williams et al., 2018), MRPC (Dolan & Brockett, 2005), COLA (Warstadt et al., 2019), SNLI (Bowman et al., 2015), ARC-e, ARC-c, and ARC-b (Clark et al., 2018)) in zero-shot setting following previous experimental design (Ma et al., 2023).

Implementation Details. To ensure a fair comparison, we followed ASVD (Yuan et al., 2023) to use the calibration set of 256 samples from WikiText-2 for whitening. This calibration set is also used for layer-wise closed-form update. Since layer-wise closed-form update is intended to mitigate accuracy drop under higher compression ratios, we only apply it when compression ratios are at 40% and above. All of our experiments are conducted on Nvidia A100 GPUs.

4.2. Overall Performance

We evaluate the overall performance of SVD-LLM from five aspects: (1) performance on different datasets, (2) performance under high model compression ratios, (3) performance on different LLMs, (4) performance on LLMs with larger scales, and (5) performance with LoRA fine-tuning.

Performance on Different Datasets. First, we evaluate the performance of LLaMA-7B compressed by SVD-LLM and the baselines under 20% compression ratio on all 11 datasets. Table 2 summarizes the results. As shown, SVD-LLM consistently outperforms vanilla SVD, FWSVD and ASVD across all the 11 datasets. Specifically, on the three language modeling datasets, SVD-LLM outperforms vanilla SVD and FWSVD by a large margin; in comparison with ASVD, SVD-LLM reduces the perplexity by 29%, 2%, and 1% on WikiText-2, PTB, and C4, respectively. On the eight classification datasets, SVD-LLM performs better than the best-performing baseline and achieves 4% higher accuracy on average across the eight datasets.

Performance under High Model Compression Ratios.

None of the existing SVD-based LLM compression methods report their performance on model compression ratios above 20%. To bridge this gap, we compare the performance of LLaMA-7B compressed by SVD-LLM and the baselines under compression ratios from 30% to 60%. Table 3 summarizes our results. As shown, SVD-LLM consistently outperforms the three baselines across all the compression ratios. More importantly, compared to low compression ratio scenario in Table 2, SVD-LLM exhibits significant advantages over vanilla SVD, FWSVD, and ASVD under high compression ratios. Specifically, under 30% compression ratio, compared to the best-performing baseline (ASVD), SVD-LLM reduces the perplexity on WikiText-2, PTB, and C4 by 81%,

Table 2. Zero-shot performance comparison of LLaMA-7B compressed by SVD-LLM and baselines on three language modeling datasets (measured by perplexity (\downarrow)) and eight classification datasets (measured by both individual and average accuracy (\uparrow)). The relative performance gain compared to the best-performing baseline is marked in green color inside bracket.

RATIO	METHOD	WikiText-2 \downarrow	PTB \downarrow	C4 \downarrow	SST-5	MNLI	MRPC	COLA	SNLI	ARC-e	ARC-c	ARC-b	Average \uparrow
0%	Original	5.68	8.35	7.34	31.54	34.43	66.49	69.13	34.26	26.63	29.49	25.75	39.72
20%	SVD	20061	20306	18800	18.91	31.54	33.74	30.87	31.70	20.46	20.00	21.93	26.14
	FWSVD	1727	2152	1511	26.38	32.07	42.32	49.09	33.59	23.10	26.44	24.01	32.13
	ASVD	11.14	16.55	15.93	26.38	33.50	66.49	68.17	33.09	25.40	23.39	25.64	37.76
	SVD-LLM	7.94 ($\downarrow 29\%$)	16.22 ($\downarrow 2\%$)	15.84 ($\downarrow 1\%$)	26.92	35.47	66.55	68.84	34.41	27.16	27.46	26.22	39.13 ($\uparrow 4\%$)

Table 3. Perplexity (\downarrow) of LLaMA-7B compressed by SVD-LLM and baselines under high model compression ratios on WikiText-2, PTB, and C4.

METHOD	30 %	40%	50%	60%
WikiText-2				
SVD	13103	52489	131715	105474
FWSVD	20127	18156	24391	32194
ASVD	51	1407	15358	57057
SVD-LLM	9.56 ($\downarrow 81\%$)	13.11 ($\downarrow 99\%$)	23.97 ($\downarrow 99\%$)	53.74 ($\downarrow 99\%$)
PTB				
SVD	17210	59977	87227	79905
FWSVD	11058	20990	28321	43931
ASVD	70	3292	47690	45218
SVD-LLM	26.39 ($\downarrow 62\%$)	63.75 ($\downarrow 98\%$)	150.58 ($\downarrow 99\%$)	438.58 ($\downarrow 99\%$)
C4				
SVD	20871	47774	79815	106976
FWSVD	7240	12847	23104	29292
ASVD	41	1109	27925	43036
SVD-LLM	25.11 ($\downarrow 39\%$)	49.83 ($\downarrow 96\%$)	118.57 ($\downarrow 99\%$)	345.49 ($\downarrow 99\%$)

62%, and 39%, respectively; under compression ratio of 40% and above, SVD-LLM reduces the perplexity by more than 96%. These results indicate that SVD-LLM is more effective in compressing LLMs for more resource-constrained devices such as smartphones and IoT devices.

Performance on Different LLMs. To examine the generability of SVD-LLM across different LLMs, we compare the performance between SVD-LLM and the baselines on four models from three different LLM families – LLaMA-7B, LLaMA 2-7B, Mistral-7B, and Vicuna-7B – under 20% compression ratio on WikiText-2. As shown in Table 4, SVD-LLM consistently outperforms vanilla SVD, FWSVD, and ASVD across all four LLMs. In addition, SVD-LLM exhibits more stable performance on different LLM families, especially compared to vanilla SVD and FWSVD.

Performance on LLMs with Larger Scales. To examine the generability of SVD-LLM on LLMs across different scales, we compare the performance between SVD-LLM and the baselines on LLaMA series at four different scales – 7B, 13B, 30B, and 65B – under 20% compression ratio on WikiText-2. As shown in Table 5, SVD-LLM consistently

Table 4. Perplexity (\downarrow) of different LLMs under 20% compression ratio on WikiText-2. The relative performance gain compared to the best-performing baseline is marked in green color inside bracket.

METHOD	LLaMA-7B	LLaMA 2-7B	Mistral-7B	Vicuna-7B
SVD	20061	18192	159627	18644
FWSVD	1630	2360	6357	2758
ASVD	11.14	10.10	13.72	16.23
SVD-LLM	7.94 ($\downarrow 29\%$)	8.50 ($\downarrow 16\%$)	10.21 ($\downarrow 26\%$)	6.78 ($\downarrow 58\%$)

Table 5. Perplexity (\downarrow) of LLaMA-7B, 13B, 30B, 65B under 20% compression ratio on WikiText-2. Some baselines’ results are not available due to running out of memory (OOM) during model compression. The relative performance gain compared to the best-performing baseline is marked in green color inside bracket.

METHOD	LLaMA-7B	LLaMA-13B	LLaMA-30B	LLaMA-65B
SVD	20061	946.31	54.11	11.27
FWSVD	1630	OOM	OOM	OOM
ASVD	11.14	6.74	22.71	OOM
SVD-LLM	7.94 ($\downarrow 29\%$)	6.61 ($\downarrow 2\%$)	5.63 ($\downarrow 75\%$)	6.58 ($\downarrow 42\%$)

outperforms vanilla SVD, FWSVD, and ASVD across all four model sizes. Moreover, both FWSVD and ASVD demand excessive memory resources, causing out of memory (OOM) when compressing LLMs at larger scales even on an A100 GPU due to memory-intensive operations for estimating the importance of weight matrices. In contrast, SVD-LLM does not involve such estimation operations and thus avoids OOM.

Performance with LoRA Fine-Tuning. LoRA (Hu et al., 2021) is a common fine-tuning technique for LLM. It has been applied with pruning-based LLM compression methods such as LLM-Pruner (Ma et al., 2023) to mitigate accuracy drop after pruning. LoRA can also be combined with SVD-based LLM compression methods by modifying the forward pass of a linear layer as:

$$Y = W'_u W'_v X \quad (6)$$

where $W'_u = W_u + B_u A_u$, $W'_v = W_v^T + B_v A_v$, and A_u , B_u , A_v , and B_v are low-rank weights fine-tuned using LoRA.

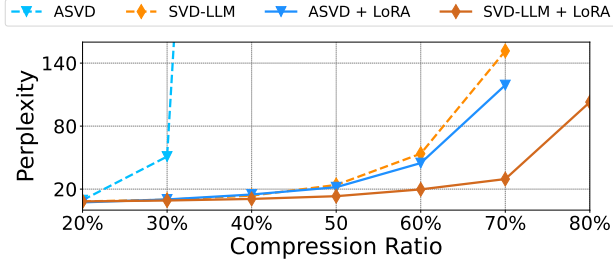


Figure 4. Perplexity of LLaMA-7B compressed by SVD-LLM and ASVD (w/ and w/o LoRA) on WikiText-2. The perplexities of ASVD at and beyond 30% compression ratio are higher than 1407 and thus are not shown in the figure.

To examine the performance of SVD-LLM in combination with LoRA, we follow the same configuration used in LLM-Pruner (Ma et al., 2023) to fine-tune LLaMA-7B compressed by SVD-LLM and ASVD under compression ratios from 20% to 80% with LoRA. The results are shown in Figure 4. We have three observations. (1) Comparing SVD-LLM with SVD-LLM + LoRA, under the compression ratio between 20% and 50%, the accuracy enhancement brought by LoRA is limited; as the compression ratio increases, LoRA is playing a more significant role in enhancing the performance of SVD-LLM. (2) Compared with ASVD + LoRA, SVD-LLM + LoRA consistently achieves better accuracy across all the compression ratios. In particular, under 70% compression ratio, the perplexity of SVD-LLM + LoRA is 75% lower than ASVD + LoRA. (3) Lastly, even without LoRA, SVD-LLM is able to achieve perplexity comparable to ASVD + LoRA, especially under the compression ratios between 20% and 60%.

4.3. Compression Speed Evaluation

Besides compression performance, we also evaluate the compression speed of SVD-LLM and the baselines. Specifically, we measured the GPU hours used for SVD-LLM and ASVD when compressing LLaMA-7B under 20% compression ratio on an A100 GPU. The results are shown in Table 6. As shown, ASVD takes about 5.5 hours whereas SVD-LLM completes the compression process in 15 minutes, which is 32 times faster. When breaking down the time, most of the time consumed by ASVD is dedicated to calculating the compression ratio of each weight matrix based on its estimated importance through a search process. In contrast, SVD-LLM maintains a consistent compression ratio among all the weight matrices and thus gets rid of the time-consuming search process.

4.4. Ablation Studies

We next conduct ablation studies to evaluate the separate contributions of the two key components (truncation-

Table 6. Compression speed comparison on LLaMA-7B under 20% compression ratio. The relative speedup is marked in green color inside bracket.

METHOD	SVD-LLM			ASVD		
	Whitening	Update	Total	Preprocessing	Search	Total
TIME	10min	5min	15min (↓95%)	5min	5.5h	5.5h

Table 7. Perplexity (↓) of LLaMA-7B compressed under different compression ratios on WikiText-2. SVD-LLM (W) denotes the version of SVD-LLM with truncation-aware data whitening only; SVD-LLM (U) denotes the version of SVD-LLM with layer-wise closed-form update only; SVD-LLM (W+U) denotes the version of SVD-LLM with both truncation-aware data whitening and layer-wise closed-form update. The relative performance gain compared to ASVD is marked in green color inside bracket.

METHOD	20%	30%	40%	50%	60%
ASVD	11.14	51	1407	15358	57057
SVD-LLM (W)	7.94 (↓29%)	9.56 (↓81%)	13.73 (↓99%)	26.11 (↓99%)	66.62 (↓99%)
SVD-LLM (U)	9.54 (↓14%)	12.98 (↓75%)	24.16 (↓99%)	72.13 (↓99%)	204 (↓99%)
SVD-LLM (W+U)	8.25 (↓26%)	9.95 (↓80%)	13.11 (↓99%)	23.97 (↓99%)	53.74 (↓99%)
SVD-LLM	7.94 (↓29%)	9.56 (↓81%)	13.11 (↓99%)	23.97 (↓99%)	53.74 (↓99%)

aware data whitening and layer-wise closed-form update) of SVD-LLM. Let SVD-LLM (W) denote the version of SVD-LLM with truncation-aware data whitening only; SVD-LLM (U) denote the version of SVD-LLM with layer-wise closed-form update only; and SVD-LLM (W+U) denote the version of SVD-LLM with both truncation-aware data whitening and layer-wise closed-form update. The results are shown in Table 7. We have three observations. (1) Both SVD-LLM (W) and SVD-LLM (U) consistently outperform ASVD across all the compression ratios. Notably, when the compression ratio is at and above 40%, both variants reduce the perplexity by more than 99% compared to ASVD. (2) Under 20% and 30% compression ratios, SVD-LLM (W) achieves the lowest perplexity compared to SVD-LLM (U) and SVD-LLM (W+U). (3) Under 40%, 50% and 60% compression ratios, SVD-LLM (W+U) achieves the lowest perplexity compared to SVD-LLM (W) and SVD-LLM (U), highlighting the importance of combining both truncation-aware data whitening and layer-wise closed-form update when compression ratio goes high.

4.5. Benefits to other LLM Compression Methods

SVD-LLM is orthogonal to other LLM compression methods including quantization and parameter pruning. In this experiment, we add the techniques proposed in SVD-LLM into state-of-the-art quantization and parameter pruning-based LLM compression methods to examine how SVD-LLM could further enhance their performance.

Integrate SVD-LLM with Quantization. We select GPTQ (Frantar et al., 2022) as the quantization method.

Table 8. Perplexity (\downarrow) of LLaMA-7B compressed by GPTQ w/ and w/o SVD-LLM on WikiText-2. The relative performance gain of combined compression compared to GPTQ-3bit is marked in green color inside bracket.

METHOD	GPTQ-4bit	GPTQ-3bit	SVD-LLM + GPTQ-4bit
Memory	3.9 GB	2.8 GB	2.1 GB
Perplexity	6.21	16.28	13.29 ($\downarrow 18\%$)

Table 9. Perplexity (\downarrow) of LLaMA-7B compressed by LLM-Pruner w/ and w/o SVD-LLM on WikiText-2. The relative performance gain of combined compression compared to LLM-Pruner under 40% compression ratio is marked in green color inside bracket.

METHOD	LLM-Pruner-30%	LLM-Pruner-40%	LLM-Pruner-30% + SVD-LLM
Memory	9.8 GB	8.8 GB	8.8 GB
Perplexity	9.88	12.21	10.58 ($\downarrow 13\%$)

Specifically, we compress LLaMA-7B by GPTQ-4bit combined with SVD-LLM, and compare the compressed model against LLaMA-7B compressed by GPTQ-3bit. As shown in Table 8, combining GPTQ-4bit with SVD-LLM achieves a perplexity that is 18% lower than GPTQ-3bit even with a smaller memory footprint (2.1 GB vs. 2.8 GB). This result demonstrates that compared to directly quantizing using smaller number of bits, GPTQ is able to achieve better compression performance with the help of SVD-LLM.

Integrate SVD-LLM with Parameter Pruning. We select LLM-Pruner (Ma et al., 2023) as the parameter pruning method. Specifically, we compress LLaMA-7B by LLM-Pruner under 30% compression ratio combined with SVD-LLM, and compare the compressed model against LLaMA-7B compressed by LLM-Pruner under 40% compression ratio. As shown in Table 9, LLM-Pruner achieves better compression performance when used in conjunction with SVD-LLM. In particular, with the same memory footprint of 8.8 GB, combining LLM-Pruner under 30% compression ratio with SVD-LLM achieves a perplexity that is 13% lower than LLM-Pruner under 40% compression ratio.

4.6. KV Cache Compression with SVD-LLM

SVD-LLM is able to not only compress LLMs but also compress the runtime KV cache *at the same time*. Specifically, instead of keeping the original intermediate state matrix $m = WX$ with shape $M \times L$ inside the KV cache, after decomposing and compressing W into $W_u W_v^T$, SVD-LLM only needs to store $m' = W_v^T X$ with shape $r \times L$. Therefore, the size of KV cache can be compressed to $\frac{r}{M}$ of the original one. Moreover, since W_u is already stored as the weight matrix in the decomposed LLM, the original intermediate state matrix can still be recovered by $m = W_u m'$

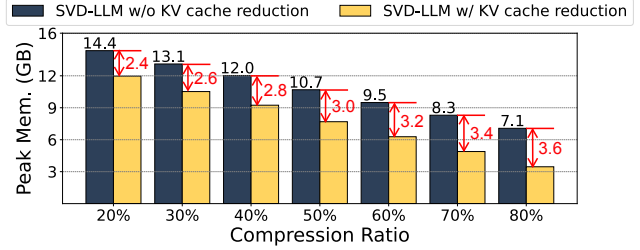


Figure 5. Peak memory to generate 128 tokens with batch size of 32 using LLaMA-7B compressed by SVD-LLM under different compression ratios w/ and w/o KV-cache compression. The difference between blue and yellow bars marked in red indicates the reduced footprint of KV cache.

without accuracy drop. Therefore, SVD-LLM provides a unified solution that combines model compression and KV cache compression into a single process. This is different from existing quantization or parameter pruning-based LLM compression methods that need to be combined with other techniques for compressing both weights and KV cache.

In our last experiment, we evaluate this additional benefit on KV cache compression brought by SVD-LLM. This is a new avenue given that KV cache compression has not been evaluated in previous LLM compression studies. Specifically, we measure the peak memory footprint during inference at runtime when generating 128 tokens with batch size of 32 using LLaMA-7B compressed by SVD-LLM under different compression ratios w/ and w/o considering KV cache compression. The results are illustrated in Figure 5 where the difference between blue and yellow bars marked in red represents the reduced footprint of KV cache. As shown, SVD-LLM is able to effectively reduce the footprint of KV cache, and therefore, the peak memory during inference at runtime across all the compression ratios.

5. Conclusion

In this paper, we presented SVD-LLM, a SVD-based LLM compression method. SVD-LLM proposes a novel truncation-aware data whitening strategy to guide which singular values to be truncated with minimal compression loss. It also introduces a layer-wise closed-form model parameter update scheme to compensate for accuracy degradation under high compression ratios. We have demonstrated the effectiveness of SVD-LLM on 11 datasets and seven models from three LLM families at four scales and have shown its superiority over state-of-the-arts. We also show its effectiveness in further enhancing the performance of other LLM compression methods as well as KV cache reduction.

6. Broader Impacts

We present SVD-LLM, a post-training SVD technique that effectively compresses large language models (LLMs) while maintaining accuracy and robustness. Our method achieves state-of-the-art performance, particularly when dealing with high compression ratios. We demonstrate the value and potential of SVD compression for LLMs by investigating two aspects: (1) the ability of SVD compression to reduce the size of the KV cache, resulting in savings in LLM runtime memory without additionally sacrificing accuracy, and (2) the role of SVD compression in enhancing the compression performance of other LLM compression techniques. Our work contributes to the advancement of compression methods that improve the efficiency and deployability of LLMs for real-world applications.

References

- Bowman, S. R., Angeli, G., Potts, C., and Manning, C. D. A large annotated corpus for learning natural language inference. In Márquez, L., Callison-Burch, C., and Su, J. (eds.), *Proceedings of the 2015 Conference on Empirical Methods in Natural Language Processing*, pp. 632–642, Lisbon, Portugal, September 2015. Association for Computational Linguistics. doi: 10.18653/v1/D15-1075. URL <https://aclanthology.org/D15-1075>.
- Brown, T. B., Mann, B., Ryder, N., Subbiah, M., Kaplan, J., Dhariwal, P., Neelakantan, A., Shyam, P., Sastry, G., Askell, A., Agarwal, S., Herbert-Voss, A., Krueger, G., Henighan, T., Child, R., Ramesh, A., Ziegler, D. M., Wu, J., Winter, C., Hesse, C., Chen, M., Sigler, E., Litwin, M., Gray, S., Chess, B., Clark, J., Berner, C., McCandlish, S., Radford, A., Sutskever, I., and Amodei, D. Language models are few-shot learners, 2020.
- Chiang, W.-L., Li, Z., Lin, Z., Sheng, Y., Wu, Z., Zhang, H., Zheng, L., Zhuang, S., Zhuang, Y., Gonzalez, J. E., Stoica, I., and Xing, E. P. Vicuna: An open-source chatbot impressing gpt-4 with 90%* chatgpt quality, March 2023. URL <https://lmsys.org/blog/2023-03-30-vicuna/>.
- Clark, P., Cowhey, I., Etzioni, O., Khot, T., Sabharwal, A., Schoenick, C., and Tafjord, O. Think you have solved question answering? try arc, the ai2 reasoning challenge. *arXiv:1803.05457v1*, 2018.
- Dolan, W. B. and Brockett, C. Automatically constructing a corpus of sentential paraphrases. In *Proceedings of the Third International Workshop on Paraphrasing (IWP2005)*, 2005. URL <https://aclanthology.org/I05-5002>.
- Frantar, E. and Alistarh, D. SparseGPT: Massive language models can be accurately pruned in one-shot. *arXiv preprint arXiv:2301.00774*, 2023.
- Frantar, E., Ashkboos, S., Hoeffler, T., and Alistarh, D. GPTQ: Accurate post-training compression for generative pretrained transformers. *arXiv preprint arXiv:2210.17323*, 2022.
- Golub, G., Hoffman, A., and Stewart, G. A generalization of the eckart-young-mirsky matrix approximation theorem. *Linear Algebra and its Applications*, 88-89:317–327, 1987. ISSN 0024-3795. doi: [https://doi.org/10.1016/0024-3795\(87\)90114-5](https://doi.org/10.1016/0024-3795(87)90114-5). URL <https://www.sciencedirect.com/science/article/pii/0024379587901145>.
- Gozalo-Brizuela, R. and Garrido-Merchán, E. C. A survey of generative ai applications, 2023.
- Gu, Y., Dong, L., Wei, F., and Huang, M. Knowledge distillation of large language models, 2023.
- Hsieh, C.-Y., Li, C.-L., Yeh, C.-K., Nakhost, H., Fujii, Y., Ratner, A., Krishna, R., Lee, C.-Y., and Pfister, T. Distilling step-by-step! outperforming larger language models with less training data and smaller model sizes. *arXiv preprint arXiv:2305.02301*, 2023.
- Hsu, Y.-C., Hua, T., Chang, S., Lou, Q., Shen, Y., and Jin, H. Language model compression with weighted low-rank factorization, 2022.
- Hu, E. J., Shen, Y., Wallis, P., Allen-Zhu, Z., Li, Y., Wang, S., Wang, L., and Chen, W. Lora: Low-rank adaptation of large language models, 2021.
- Jiang, A. Q., Sablayrolles, A., Mensch, A., Bamford, C., Chaplot, D. S., de las Casas, D., Bressand, F., Lengyel, G., Lample, G., Saulnier, L., Lavaud, L. R., Lachaux, M.-A., Stock, P., Scao, T. L., Lavril, T., Wang, T., Lacroix, T., and Sayed, W. E. Mistral 7b, 2023.
- Lin, J., Tang, J., Tang, H., Yang, S., Dang, X., and Han, S. Awq: Activation-aware weight quantization for llm compression and acceleration. *arXiv*, 2023.
- Ma, X., Fang, G., and Wang, X. Llm-pruner: On the structural pruning of large language models. In *Advances in Neural Information Processing Systems*, 2023.
- Marcus, M. P., Santorini, B., and Marcinkiewicz, M. A. Building a large annotated corpus of English: The Penn Treebank. *Computational Linguistics*, 19(2):313–330, 1993. URL <https://aclanthology.org/J93-2004>.
- Merity, S., Xiong, C., Bradbury, J., and Socher, R. Pointer sentinel mixture models, 2016.

- Meyer, C. D. *Matrix analysis and applied linear algebra*, volume 188. Siam, 2023.
- Raffel, C., Shazeer, N., Roberts, A., Lee, K., Narang, S., Matena, M., Zhou, Y., Li, W., and Liu, P. J. Exploring the limits of transfer learning with a unified text-to-text transformer. *J. Mach. Learn. Res.*, 21(1), jan 2020. ISSN 1532-4435.
- Socher, R., Perelygin, A., Wu, J., Chuang, J., Manning, C. D., Ng, A. Y., and Potts, C. Recursive deep models for semantic compositionality over a sentiment treebank. In *EMNLP*, pp. 1631–1642. ACL, 2013.
- Touvron, H., Lavril, T., Izacard, G., Martinet, X., Lachaux, M.-A., Lacroix, T., Rozière, B., Goyal, N., Hambro, E., Azhar, F., Rodriguez, A., Joulin, A., Grave, E., and Lample, G. Llama: Open and efficient foundation language models, 2023a.
- Touvron, H., Martin, L., Stone, K., Albert, P., Almahairi, A., Babaei, Y., Bashlykov, N., Batra, S., Bhargava, P., Bhosale, S., Bikel, D., Blecher, L., Ferrer, C. C., Chen, M., Cucurull, G., Esiobu, D., Fernandes, J., Fu, J., Fu, W., Fuller, B., Gao, C., Goswami, V., Goyal, N., Hartshorn, A., Hosseini, S., Hou, R., Inan, H., Kardas, M., Kerkez, V., Khabsa, M., Kloumann, I., Korenev, A., Koura, P. S., Lachaux, M.-A., Lavril, T., Lee, J., Liskovich, D., Lu, Y., Mao, Y., Martinet, X., Mihaylov, T., Mishra, P., Molybog, I., Nie, Y., Poulton, A., Reizenstein, J., Rungta, R., Saladi, K., Schelten, A., Silva, R., Smith, E. M., Subramanian, R., Tan, X. E., Tang, B., Taylor, R., Williams, A., Kuan, J. X., Xu, P., Yan, Z., Zarov, I., Zhang, Y., Fan, A., Kambadur, M., Narang, S., Rodriguez, A., Stojnic, R., Edunov, S., and Scialom, T. Llama 2: Open foundation and fine-tuned chat models, 2023b.
- Wan, Z., Wang, X., Liu, C., Alam, S., Zheng, Y., Liu, J., Qu, Z., Yan, S., Zhu, Y., Zhang, Q., Chowdhury, M., and Zhang, M. Efficient large language models: A survey, 2023.
- Wang, X., Wan, Z., Hekmati, A., Zong, M., Alam, S., Zhang, M., and Krishnamachari, B. Iot in the era of generative ai: Vision and challenges, 2024.
- Warstadt, A., Singh, A., and Bowman, S. R. Neural network acceptability judgments. *Trans. Assoc. Comput. Linguistics*, 7:625–641, 2019.
- Williams, A., Nangia, N., and Bowman, S. R. A broad-coverage challenge corpus for sentence understanding through inference. In *NAACL-HLT*, pp. 1112–1122. Association for Computational Linguistics, 2018.
- Xiao, G., Lin, J., Seznec, M., Wu, H., Demouth, J., and Han, S. SmoothQuant: Accurate and efficient post-training quantization for large language models. In *Proceedings of the 40th International Conference on Machine Learning*, 2023.
- Yuan, Z., Shang, Y., Song, Y., Wu, Q., Yan, Y., and Sun, G. Asvd: Activation-aware singular value decomposition for compressing large language models, 2023.
- Zhao, W. X., Zhou, K., Li, J., Tang, T., Wang, X., Hou, Y., Min, Y., Zhang, B., Zhang, J., Dong, Z., Du, Y., Yang, C., Chen, Y., Chen, Z., Jiang, J., Ren, R., Li, Y., Tang, X., Liu, Z., Liu, P., Nie, J.-Y., and Wen, J.-R. A survey of large language models, 2023.
- Zhu, X., Li, J., Liu, Y., Ma, C., and Wang, W. A survey on model compression for large language models, 2023.

A. Appendix.

A.1. The compression error of ASVD

The previous state-of-the-art method ASVD introduced a diagonal scaling matrix S_0 that modifies the weight matrix to reflect the varying significance of different input channels. The linear layer is formulated as $Y = (WS_0)S_0^{-1}X$. The compression is made by keeping the largest m singular value of WS_0 :

$$WS_0 \approx \sum_{i=1}^m \sigma'_i u'_i v_i'^T$$

The resulting activation is expressed as:

$$Y \approx \sum_{i=1}^m \sigma'_i u'_i v_i'^T S_0^{-1} X.$$

The compression error $L = \|(WS_0 - \sum_{i=1}^m \sigma'_i u'_i v_i'^T)S_0^{-1}X\|_F$ is demonstrated below:

$$\begin{aligned} L^2 &= \|(WS_0 - \sum_{i=1}^m \sigma'_i u'_i v_i'^T)S_0^{-1}X\|_F^2 \\ &= \left\| \sum_{i=m+1}^r \sigma'_i u'_i v_i'^T S_0^{-1}X \right\|_F^2 \\ &= \sum_{j=m+1}^r \sum_{i=m+1}^r \sigma'_i \sigma'_j \text{trace}(u'_i v_i'^T X X^T v'_j u_j'^T) \\ &= \sum_{j=m+1}^r \sum_{i=m+1}^r \sigma'_i \sigma'_j \text{trace}(u_j'^T u'_i v_i'^T S_0^{-1} X X^T (S_0^{-1})^T v'_j) \\ &= \sum_{i=m+1}^r \sigma_i'^2 \text{trace}(v_i'^T S_0^{-1} X X^T (S_0^{-1})^T v'_i) \\ &= \sum_{i=m+1}^r \sigma_i'^2 \|v_i'^T S_0^{-1} X\|_F^2, \end{aligned}$$

which is still a complex function that involves the activation X , the scaling matrix S_0 , the singular vector v'_i and the singular value σ'_i . As a result compression error is not directly related to the singular value and the conventional SVD compression by truncating the smallest singular values may lead to suboptimal compression error.