

---

# CHALLENGING FORGETS: UNVEILING THE WORST-CASE FORGET SETS IN MACHINE UNLEARNING

---

A PREPRINT

Chongyu Fan<sup>†,\*</sup> Jiancheng Liu<sup>†,\*</sup> Alfred Hero<sup>‡</sup> Sijia Liu<sup>†,§</sup>

<sup>†</sup>Department of CSE, Michigan State University

<sup>‡</sup>Department of EECS, University of Michigan, Ann Arbor

<sup>§</sup>MIT-IBM Watson AI Lab, IBM Research

\*Equal contributions

## ABSTRACT

The trustworthy machine learning (ML) community is increasingly recognizing the crucial need for models capable of selectively ‘unlearning’ data points after training. This leads to the problem of *machine unlearning* (MU), aiming to eliminate the influence of chosen data points on model performance, while still maintaining the model’s utility post-unlearning. Despite various MU methods for data influence erasure, evaluations have largely focused on *random* data forgetting, ignoring the vital inquiry into which subset should be chosen to truly gauge the authenticity of unlearning performance. To tackle this issue, we introduce a new evaluative angle for MU from an adversarial viewpoint. We propose identifying the data subset that presents the most significant challenge for influence erasure, *i.e.*, pinpointing the *worst-case* forget set. Utilizing a bi-level optimization principle, we amplify unlearning challenges at the upper optimization level to emulate worst-case scenarios, while simultaneously engaging in standard training and unlearning at the lower level, achieving a balance between data influence erasure and model utility. Our proposal offers a worst-case evaluation of MU’s resilience and effectiveness. Through extensive experiments across different datasets (including CIFAR-10, 100, CelebA, Tiny ImageNet, and ImageNet) and models (including both image classifiers and generative models), we expose critical pros and cons in existing (approximate) unlearning strategies. Our results illuminate the complex challenges of MU in practice, guiding the future development of more accurate and robust unlearning algorithms. The code is available at <https://github.com/OPTML-Group/Unlearn-WorstCase>.

## 1 Introduction

In this work, we study the problem of machine unlearning (MU) [1–4], which aims to erase unwanted data influences (*e.g.*, specific data points, classes, or knowledge concepts) from an ML model, while preserving the utility of the model post-unlearning (termed ‘unlearned model’) for information not targeted by the unlearning process. The concept of MU was initially developed to meet data protection regulations, *e.g.*, the ‘right to be forgotten’ [5, 6]. Given its ability to evaluate data’s impact on model performance, the application of MU has expanded to address a variety of trustworthy ML challenges. These include defending against ML security threats [7, 8], removing data biases for enhanced model fairness [9–11], protecting copyright and privacy [12–14], and mitigating sociotechnical harms by, *e.g.*, erasing generative models’ propensity for producing toxic, discriminatory, or otherwise undesirable outputs [15–17].

With the growing significance and popularity of MU, a wide array of unlearning methods has been devised across various domains, such as image classification [8, 17–21], text-to-image generation [12, 15–17, 22–24], federated learning [25–28], graph neural networks [29–31], and large language modeling [14, 32–35]. In this work, we delve into MU in vision tasks, primarily concentrating on image classification but also extending our investigation to text-to-image generation. For a detailed review of existing MU methods, we refer readers to Secs. 2 and 3.

Our study concentrates on improving the reliability of MU evaluation, considering the diversity of unlearning tasks and methodologies. Our motivation stems from the limitations in current MU evaluation methods, which heavily rely on artificially constructed *random data forgetting* scenarios [8, 17, 36, 37], particularly noticeable in MU for image classification. However, the observation in [17] and our own investigations (in Sec. 3) indicate that the effectiveness of unlearning methods can significantly vary with the selection of the forget set (*i.e.*, the specific data points designated for forgetting), resulting in substantial performance variance. This unlearning variability based on forget set choices leads us to reconsider the possibility of exploring a *worst-case forget set* selection scenario. Such a scenario would ideally represent the most challenging conditions for an unlearning method’s performance, reducing unlearning variance and facilitating a more reliable assessment. This leads us to the following research question:

(Q) How can we pinpoint the worst-case forget set for MU to accurately assess its unlearning efficacy under such challenging conditions?

Tackling (Q) can also be viewed as creating an adversarial evaluation to challenge the effectiveness of MU. Yet, different from existing adversarial metrics such as membership inference attacks (MIAs) [38, 39] or adversarial prompts in MU for image generation [40], the worst-case forget set method assesses MU from a *data selection* perspective, and is compatible with other metrics for evaluating unlearning effectiveness and utility. We will show that the method of selecting a worst-case forget set can be readily extended to different unlearning scenarios, including class-wise forgetting (aiming to remove the impact of an entire image class) and prompt-wise forgetting in text-to-image generation (aimed at avoiding generation conditioned on certain text prompts). Fig. 1 shows an overview of the worst-case forget set vs. random forget set.

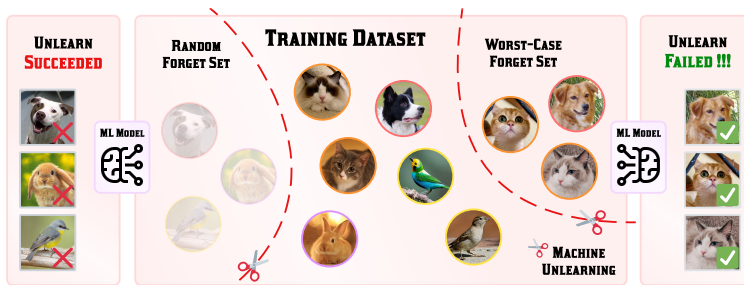


Figure 1: Overview of unlearning under our proposal (worst-case forget set) vs. random forget set. The data influence is difficult to remove under worst-case forget set vs. random forget set.

**Contributions.** We summarize our contributions below.

- We are the first, to our knowledge, to highlight the necessity of identifying the worst-case forget set for MU, and develop a solid formulation and optimization foundation through the lens of bi-level optimization (BLO).
- We introduce an effective algorithmic framework for identifying the worst-case forget set, offering two distinct benefits: optimization efficiency, which reduces the complexity of BLO through the sign-based gradient unrolling method, and optimization generality, making it easily adaptable to worst-case evaluations in both class-wise and prompt-wise forgetting scenarios.
- We assess the empirical effectiveness of worst-case forget set-based MU evaluation, showcasing the strength of our approach and elucidating the rationale behind the chosen forget sets in terms of coreset selection and class-discriminative ability. Additionally, we explore the applicability of the worst-case forget set, extending from image classification to text-to-image generation.

## 2 Related Works

**Machine unlearning (MU).** MU involves modifying ML models to eliminate the influence of specific data points, classes, or even broader knowledge-level concepts [1, 41–44]. A widely recognized *exact* unlearning strategy refers to *retraining the model from scratch* (termed *Retrain*), executed by omitting the data points designated for forgetting from the training set [21, 45]. While Retrain offers a solid guarantee of the data influence erasure [46, 47], it demands significant training costs, rendering it practically challenging for deep models.

To overcome the efficiency challenges of MU, many research efforts have shifted focus towards creating *approximate* unlearning methods [8, 17–21], despite the absence of theoretical guarantees for unlearning. Representative methods include fine-tuning the pre-trained model on the retain set to induce catastrophic forgetting of the forget set [18], performing gradient ascent on the forget set to counterbalance standard training processes [21], relabeling the forget set followed by fine-tuning to unlearn its accurate information [20], reducing the forget set’s impact through the influence function method [19], and identifying a specific subset of model parameters crucial for unlearning, leading to localization-informed unlearning tactics [8, 17]. Alongside efforts to boost the efficiency of MU, various studies [41–44, 48] have investigated probabilistic approaches leveraging differential privacy (DP) principles. These

methods provide theoretical unlearning guarantees under specific DP assumptions. However, they fall short in effectively guarding unlearning against MIAs (membership inference attacks) [46, 47], and do not match the computational efficiency of approximate unlearning methods. In this work, our study centers on approximate unlearning methods; see a summary presented in Sec. 3.

In the aforementioned literature, the applications of MU have mainly focused on image classification tasks, targeting either class-wise forgetting, which seeks to erase the impact of an entire image class, or random data forgetting, aimed at removing randomly chosen data points from the training set. However, the scope and use cases of MU have significantly broadened recently. For instance, within the field of text-to-image generation using diffusion models (DMs), several studies [12, 15–17, 22–24] have applied the concept of MU to mitigate the harmful effects of inappropriate or sensitive prompts on image generation, aiming to enhance the safety of DMs. In addition, the significance of MU in enhancing the trustworthiness of data-models has been recognized across other non-vision domains, including graph neural networks [29–31], federated learning [25–28], and the rapidly evolving field of large language models (LLMs) [14, 32–35]. In this study, we focus on vision-related tasks.

**Evaluation of MU.** Assessing the effectiveness of MU presents its own set of challenges. Ideally, one would compare the performance of an approximate unlearning method against Retrain. However, while the performance discrepancy with Retrain may be theoretically intriguing, it is often impractical for real-world applications. Therefore, empirical evaluation metrics have been developed for MU. The empirical metrics employed are also varied [8, 15, 40, 45]. Generally speaking, *unlearning effectiveness* and post-unlearning *model utility* are the two primary factors considered for assessing the performance of MU. When applying MU to classification tasks, effectiveness-oriented metrics include unlearning accuracy, which relates to the model’s performance accuracy after unlearning on the forget set [20], and MIAs to determine if a data point in the forget set was part of the model’s training set post-unlearning [49]. Utility-oriented metrics include remaining accuracy, which evaluates the performance of the updated model post-unlearning on the retain set [50], and testing accuracy, assessing the updated model’s generalization capability. When applying MU to generation tasks, accuracy-based metrics are also employed through the use of a post-generation classifier applied to the generated content [12, 40], while quality metrics of generations are employed to assess utility [15]. However, a notable limitation of the above evaluation metrics, especially when measuring the unlearning effectiveness, is their significant dependency on the specific unlearning tasks at hand. For example, the task of random data forgetting in image classification may result in considerable variance in the measurements of unlearning effectiveness [17], attributed to the randomness in selecting the forget set.

**Data selection for deep learning.** Data selection methods, such as dataset pruning [51–55] and coreset selection [56–60], serve as valuable strategies for enhancing the efficiency of model training [61]. The aim of data selection is to identify the most representative training samples or eliminate the least influential ones, remaining the model’s performance unaffected after training on the chosen data points. In addition to efficiency, data selection is also employed to enhance model security by detecting and filtering out poisoned data points [62], as well as to increase fairness by eliminating biased data points [10]. In this work, the challenge of determining the worst-case forget set resonates with data selection strategies but applies to the novel realm of machine unlearning for the first time. Methodology-wise, the idea of bi-level optimization (BLO), previously applied in data selection contexts [53, 58], will also be used for addressing our focused problem. Nonetheless, we will adapt BLO for the unlearning context and devise computationally efficient optimization strategies.

### 3 Preliminaries, Motivation, and Problem Statement

**Objective and setup of MU.** The objective of MU is to negate the impact of a specific subset of training data points on a (pre-trained) model, while preserving its utility for data not subject to unlearning. For a concrete setup of MU, consider the training dataset  $\mathcal{D} = \{\mathbf{z}_i\}_{i=1}^N$ , consisting of  $N$  data samples. Each sample  $\mathbf{z}_i$  includes a feature vector  $\mathbf{x}_i$  and a possible label  $\mathbf{y}_i$  for supervised learning. Let  $\mathcal{D}_f \subseteq \mathcal{D}$  represent the subset of data targeted for unlearning, with its complement,  $\mathcal{D}_r = \mathcal{D} \setminus \mathcal{D}_f$ , being the dataset to retain. We refer to  $\mathcal{D}_f$  as the *forget set* and  $\mathcal{D}_r$  as the *retain set*, respectively. Prior to unlearning, we have access to an initial model, denoted by  $\theta_o$ , which could be trained on the full dataset  $\mathcal{D}$  using methods like empirical risk minimization (ERM).

Given the above setup, Retrain, an exact yet expensive unlearning approach, entails retraining the model  $\theta_o$  from scratch, exclusively utilizing the retain set  $\mathcal{D}_r$ . It is typically regarded as the gold standard in MU [8, 21]. However, due to the prolonged training time and the high cost, Retrain is often impractical. Consequently, approximate unlearning methods have emerged as efficient alternatives. Their objective is to efficiently create an *unlearned model*, denoted

as  $\theta_u$ , leveraging prior knowledge of  $\theta_o$  and the forget set  $\mathcal{D}_f$  and/or the retain set  $\mathcal{D}_r$ . Following the conceptual framework of MU in [4], the optimization problem to obtain  $\theta_u$  can be expressed as

$$\theta_u = \arg \min_{\theta} \ell_{\text{MU}}(\theta) := \ell_r(\theta; \mathcal{D}_r) + \lambda \ell_f(\theta; \mathcal{D}_f), \quad (1)$$

where  $\ell_f$  and  $\ell_r$  represent the forget loss and the retain loss, respectively, with  $\lambda \geq 0$  acting as a regularization parameter. For instance, fine-tuning using the retain set  $\mathcal{D}_r$  equates to setting  $\lambda = 0$ , aimed to impose catastrophic forgetting of over  $\mathcal{D}_f$  after model fine-tuning. Note that the specifics of  $\ell_f$ ,  $\ell_r$ , and  $\lambda$  can differ across various MU methodologies.

**Reviewing representative MU methods.** Assisted by (1), we provide an overview of 9 existing (approximate) unlearning methods examined in this study; see **Table 1** for a summary. These methods can be roughly categorized into two main groups based on the choice of the forget loss  $\ell_f$ : *relabeling-free* and *relabeling-based*. The latter, relabeling-based methods, assign an *altered* label, distinct from the true label, to the data point targeted for forgetting. Consequently, minimizing  $\ell_f$  compels the unlearned model to discard the accurate label of the points to be forgotten. These methods include random labeling (**RL**) [20], boundary expanding (**BE**) [64], boundary shrinking (**BS**) [64], and saliency unlearning (**SalUn**) [17]. In contrast, relabeling-free methods utilize fine-tuning on the retain set  $\mathcal{D}_r$  to induce catastrophic forgetting or apply gradient ascent on the forget set  $\mathcal{D}_f$  to achieve the forgetting objective. These methods include fine-tuning (**FT**) [18], exact unlearning restricted to the last  $k$  layers (**EU- $k$** ) [63], catastrophically forgetting the last  $k$  layers (**CF- $k$** ) [63], scalable remembering and unlearning unbound (**SCRUB**) [36] and  $\ell_1$ -sparse MU [8].

Table 1: Overview of examined MU methods highlighting differences in relabeling-based forget loss, necessity of random re-initialization, partial model updates during unlearning, and the retain-forget regularization parameter  $\lambda$  within (1).

Method	Relabeling	Random re-initialization	Partial model update	$\lambda = 0$
Retrain	✗	✓	✗	✓
FT [18]	✗	✗	✗	✓
EU- $k$ [63]	✗	✓	✓	✓
CF- $k$ [63]	✗	✗	✓	✓
SCRUB [36]	✗	✗	✗	✗
$\ell_1$ -sparse [8]	✗	✗	✗	✗
RL [20]	✓	✗	✗	✗
BE [64]	✓	✓	✗	✗
BS [64]	✓	✗	✗	✗
SalUn [17]	✓	✗	✓	✗

In addition to relabeling differences, the aforementioned MU methods also vary in several other aspects. For instance, RL can apply exclusively to the forget loss, corresponding to  $\lambda \rightarrow +\infty$  in (1). Methods including SalUn, EU- $k$ , and CF- $k$  target only a subset of model parameters, not the entire model  $\theta$  during the optimization process. Furthermore, methods like BE and EU- $k$  necessitate re-initializing the pre-trained model state. Table 1 summarizes the configurations for the examined unlearning methods in this study.

**Challenge in MU evaluation: Sensitivity to forget set selection.** When assessing the effectiveness of MU, a typical approach is *random data forgetting*, which measures the unlearning ability when eliminating the influence of *randomly* selected data points from the training set. However, evaluations based on the random selection of both data points and their quantity for forgetting can lead to *high variance* in the performance of a specific unlearning method, complicating fair comparisons across different MU methods. Most importantly, a randomly selected forget set *cannot* reveal the *worst-case* unlearning performance, raising concerns about the reliability of an MU method.

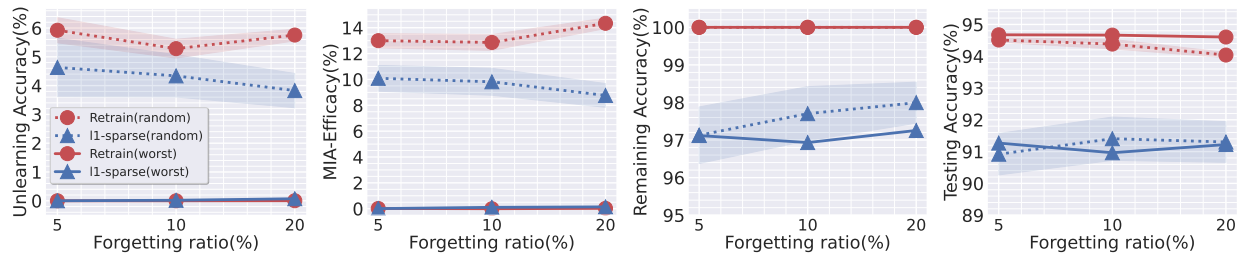


Figure 2: Performance of the MU methods **Retrain** and  $\ell_1$ -sparse under random and worst-case forgetting scenarios at different forgetting data ratios. Variance over 10 random forget set selections is indicated by the shaded areas of the dashed lines.

**Fig. 2** provides a motivating example showcasing the sensitivity of MU evaluation to the (random) forget set selection. We examine two unlearning approaches: **Retrain** (exact unlearning) and  $\ell_1$ -sparse (a state-of-the-art approximate unlearning method), and explore two evaluation scenarios: traditional random data forgetting and our proposed worst-case forget set evaluation, which will be elaborated in Sec. 4. For a given unlearning method and forget set selection, we assess the unlearning effectiveness and model utility of the unlearned model  $\theta_u$  following the evaluation metrics used in [8]. The effectiveness metrics include unlearning accuracy (**UA**), calculated as *1-the accuracy of  $\theta_u$  on the forget set  $\mathcal{D}_f$* , and **MIA** (membership inference attack) on  $\mathcal{D}_f$ , which determines whether a data point in  $\mathcal{D}_f$  was used in training  $\theta_u$ . The utility metrics include remaining accuracy (**RA**), measured by the accuracy of  $\theta_u$  on the retain set  $\mathcal{D}_r$ , and testing accuracy (**TA**), the accuracy of  $\theta_u$  on the test set.

Two main observations can be drawn from Fig. 2. First, both exact unlearning (Retrain) and approximate unlearning ( $\ell_1$ -sparse) with random forget sets result in *increased variance* in UA and MIA, compared to the performance with identified worst-case forget sets (Sec. 4). Second, our approach effectively highlights unlearning challenges, demonstrated by the lowest UA and MIA at various forgetting ratios (a lower UA or MIA corresponds to a higher unlearning difficulty). Importantly, these identified worst-case forget sets do *not* compromise model utility, as shown by the RA and TA of Retrain.

**Problem of interest: Identification of the worst-case forget set.** As inspired by Fig. 1, evaluating MU through random data forgetting can lead to a high performance variance and provides limited insight into the worst-case performance of MU. To tackle these challenges, we propose to devise a systematic strategy to identify the data subset that presents the most significant challenge for influence erasure in MU, while preserving the utility of the unlearned model. We define this identified subset as the **worst-case forget set**. Approaching from an adversarial perspective, our interest also lies in identifying the forget set that could diminish the unlearning performance, unveiling the worst-case unlearning scenario. In the next section, we will address the problem of identifying the worst-case forget set via a BLO-based data selection framework.

## 4 Identifying the Worst-case Forget Set through BLO

**A BLO view on the worst-case forget set identification for MU.** BLO (bi-level optimization) offers a hierarchical learning framework, featuring two tiers of optimization tasks, *i.e.*, the upper and lower levels. In this structure, the objective and variables of the upper-level problem are contingent upon the solution of the lower-level problem. In the context of identifying the worst-case forget set, we optimize the selection of a forget set at the *upper* level to maximize the difficulty of unlearning. Concurrently, the *lower* level is dedicated to generating the unlearned model, aiming to meet the unlearning objectives without compromising the utility on non-forgetting data points.

We introduce an optimization variable  $\mathbf{w} \in \{0, 1\}^N$ , recalling that  $N$  represents the total number of training data points. Here  $w_i = 1$  signifies that the  $i$ -th training data point is included in the forget set, *i.e.*,  $\mathcal{D}_f = \{\mathbf{z}_i | w_i = 1\}$ . Thus, our objective is to optimize the data selection scheme  $\mathbf{w}$ , such that the associated  $\mathcal{D}_f$  can characterize the worst-case performance of an unlearned model, *i.e.*, challenging the model  $\theta_u$  in (1) post the unlearning of the designated forget set.

We first form the *lower-level* optimization problem to determine the unlearned model  $\theta_u$  based on the forget set defined by  $\mathbf{w}$ . By integrating  $\mathbf{w}$  into (1), the unlearning problem in *lower-level optimization* can be cast as

$$\theta_u(\mathbf{w}) = \arg \min_{\theta} \ell_{\text{MU}}(\theta; \mathbf{w}) := \sum_{\mathbf{z}_i \in \mathcal{D}} [w_i \ell_f(\theta; \mathbf{z}_i) + (1 - w_i) \ell_r(\theta; \mathbf{z}_i)], \quad (2)$$

where  $\theta_u(\mathbf{w})$  signifies the resulting unlearned model that is a function of  $\mathbf{w}$ , and the loss terms  $\sum_{\mathbf{z}_i \in \mathcal{D}} [w_i \ell_f(\theta; \mathbf{z}_i)]$  and  $\sum_{\mathbf{z}_i \in \mathcal{D}} [(1 - w_i) \ell_r(\theta; \mathbf{z}_i)]$  correspond to the forget loss and the retain loss in (1) on the forget set  $\mathcal{D}_f$  and the retain set  $\mathcal{D}_r$ , respectively. Unless specified otherwise, we specify the unlearning objective (2) through the FT-based unlearning strategy, with  $\lambda = 1$  and  $\ell_f = -\ell_r$  in (1). Here, both loss functions are given by the training loss  $\ell$  (*e.g.*, the cross-entropy loss for image classification) over  $\theta$ , with the forget loss  $\ell_f = -\ell$  designed to counteract the training, thereby enforcing the unlearning.

With the unlearned model  $\theta_u(\mathbf{w})$  defined as a function of the data selection scheme  $\mathbf{w}$ , we proceed to outline the BLO framework by incorporating an *upper-level* optimization. This is designed to optimize  $\mathbf{w}$  for the worst-case unlearning performance, yielding the *overall BLO problem*:

$$\min_{\mathbf{w} \in \mathcal{S}} \underbrace{\sum_{\mathbf{z}_i \in \mathcal{D}} [w_i \ell(\theta_u(\mathbf{w}); \mathbf{z}_i)] + \gamma \|\mathbf{w}\|_2^2}_{\text{Upper-level objective} := f(\mathbf{w}, \theta_u(\mathbf{w}))}; \text{ subject to } \underbrace{\theta_u(\mathbf{w}) = \arg \min_{\theta} \ell_{\text{MU}}(\theta; \mathbf{w})}_{\text{Lower-level optimization}}, \quad (3)$$

where  $\mathbf{w}$  is the upper-level optimization variable subject to the data selection constraint set  $\mathcal{S}$ , *e.g.*,  $\mathcal{S} = \{\mathbf{w} | \mathbf{w} \in \{0, 1\}^N, \mathbf{1}^\top \mathbf{w} = m\}$  with  $m$  being the forget set size, the lower-level objective function  $\ell_{\text{MU}}$  has been defined in (2), and  $\ell$  denotes the training loss. In addition, minimizing  $\sum_{\mathbf{z}_i \in \mathcal{D}} [w_i \ell(\theta_u(\mathbf{w}); \mathbf{z}_i)]$  renders the worst-case scenario of the unlearned model  $\theta_u(\mathbf{w})$  (derived from the lower-level optimization), *i.e.*, making it ineffective at erasing the influence of the forget set (corresponding to  $\{w_i = 1\}$ ) on model performance. Furthermore, we introduce an  $\ell_2$  regularization term with the regularization parameter  $\gamma \geq 0$  in the upper-level objective function. This has dual purposes: it encourages sparsity in the data selection scheme  $\mathbf{w}$  (when relaxed to continuous variables) and enhances the stability of BLO by including a strongly convex regularizer.

**A scalable BLO solver for worst-case forget set identification.** In (3), addressing the upper-level optimization presents a significant complexity, as illustrated in the following gradient descent framework. Consider the gradient of the upper-level objective function of (3),  $f(\mathbf{w}, \boldsymbol{\theta}_u(\mathbf{w}))$ :

$$\frac{df(\mathbf{w}, \boldsymbol{\theta}_u(\mathbf{w}))}{d\mathbf{w}} = \nabla_{\mathbf{w}} f(\mathbf{w}, \boldsymbol{\theta}_u(\mathbf{w})) + \underbrace{\frac{d\boldsymbol{\theta}_u(\mathbf{w})^\top}{d\mathbf{w}}}_{\text{IG}} \nabla_{\boldsymbol{\theta}} f(\mathbf{w}, \boldsymbol{\theta})|_{\boldsymbol{\theta}=\boldsymbol{\theta}_u(\mathbf{w})}, \quad (4)$$

where  $\frac{d}{d\mathbf{w}}$  denotes the *full derivative* with respect to (*w.r.t.*)  $\mathbf{w}$ , while  $\nabla_{\mathbf{w}} f$  and  $\nabla_{\boldsymbol{\theta}} f$  represent the *partial derivatives* of the bi-variate function  $f$  *w.r.t.*  $\mathbf{w}$  and  $\boldsymbol{\theta}$ , respectively. In (4), the vector-wise full derivative  $\frac{d\boldsymbol{\theta}_u(\mathbf{w})^\top}{d\mathbf{w}}$  is commonly known as implicit gradient (IG) [65] since  $\boldsymbol{\theta}_u(\mathbf{w})$  is an implicit function of  $\mathbf{w}$ , determined by lower-level optimization of (3). Considering the difficulty of obtaining the closed-form  $\boldsymbol{\theta}_u(\mathbf{w})$ , the computation of IG introduces high complexity.

In the optimization literature, two primary methods are used to derive the IG: (1) The influence function (IF) approach [65, 66], which leverages the stationarity condition of the lower-level objective function that  $\boldsymbol{\theta}_u(\mathbf{w})$  satisfies; And (2) the gradient unrolling (GU) approach [65, 67], which utilizes an unrolled version of a specific lower-level optimizer as an intermediate step, linking the solution of the lower-level problem to the upper-level optimization process. However, the IF approach necessitates computing the *inverse-Hessian* gradient product [65, 66] for the lower-level loss *w.r.t.*  $\boldsymbol{\theta}$ . Consequently, it encounters scalability issues given the fact that  $\boldsymbol{\theta}$  represents the parameters of a neural network. Therefore, we adopt GU to solve the BLO problem (3), as illustrated below.

The GU strategy mainly contains two steps: **(S1)** Identifying a particular lower-level optimizer to approximate the solution  $\boldsymbol{\theta}_u(\mathbf{w})$  through a finite sequence of unrolled optimization steps; And **(S2)** employing auto-differentiation to calculate the IG by tracing the solution path unfolded in (S1). Consequently, the computation complexity of GU is dependent on the choice of the lower-level optimizer in (S1). In our study, we propose employing the *sign*-based stochastic gradient descent (signSGD) [68] as the lower-level optimizer in (S1). As we will demonstrate, the adoption of signSGD greatly simplifies the computation of the IG. Specifically, we derive an approximate solution of the lower-level problem by implementing a  $K$ -step unrolling using signSGD. This yields

$$\boldsymbol{\theta}_u(\mathbf{w}) = \boldsymbol{\theta}_K; \quad \boldsymbol{\theta}_j = \boldsymbol{\theta}_{j-1} - \beta \cdot \text{sign}(\nabla_{\boldsymbol{\theta}} \ell_{\text{MU}}(\boldsymbol{\theta}_{j-1}; \mathbf{w})), \quad j = 1, 2, \dots, K, \quad (5)$$

where  $j$  represents the lower-level iteration index,  $\text{sign}(\cdot)$  is the element-wise sign operation,  $\beta > 0$  specifies the learning rate, and  $\boldsymbol{\theta}_0$  is a random initialization. Given signSGD (5), the computation of IG can be simplified to

$$\text{IG} = \frac{d\boldsymbol{\theta}_u(\mathbf{w})^\top}{d\mathbf{w}} = \frac{d\boldsymbol{\theta}_{j-1}^\top}{d\mathbf{w}} - \beta \frac{d\text{sign}(\nabla_{\boldsymbol{\theta}} \ell_{\text{MU}}(\boldsymbol{\theta}_{j-1}; \mathbf{w}))^\top}{d\mathbf{w}} = \dots = \frac{d\boldsymbol{\theta}_0^\top}{d\mathbf{w}} = \mathbf{0}, \quad (6)$$

where we used the facts that  $\frac{d\text{sign}(\mathbf{x})^\top}{d\mathbf{x}} = \mathbf{0}$  which holds almost surely and  $\boldsymbol{\theta}_0$  is a random initialization. We highlight that this IG simplification is induced by the sign operation. If we replace signSGD with the vanilla SGD, then the intermediate second-order derivatives, such as  $\frac{d\nabla_{\boldsymbol{\theta}} \ell_{\text{MU}}(\boldsymbol{\theta}_{j-1}; \mathbf{w})}{d\mathbf{w}}$ , would not be omitted.

By utilizing signSGD, we could effectively address the computational challenge of calculating the IG, enabling us to solve the problem (3) using solely first-order information. For example, substituting (6) into (4), the upper-level gradient *w.r.t.*  $\mathbf{w}$  reduces to the first-order partial derivative  $\nabla_{\mathbf{w}} f(\mathbf{w}, \boldsymbol{\theta}_u(\mathbf{w}))$ . Subsequently, we can solve the BLO problem (3) for identifying the worst-case forget set through an *alternating optimization* strategy, formed by projected gradient descent (PGD) for the upper-level optimization and signSGD for the lower-level optimization. We summarize it below:

$$\text{Upper-level PGD: } \mathbf{w}_i = \text{Proj}_{\mathbf{w} \in \mathcal{S}} (\mathbf{w}_{i-1} - \alpha \nabla_{\mathbf{w}} f(\mathbf{w}, \boldsymbol{\theta}_u(\mathbf{w}_{i-1}))|_{\mathbf{w}=\mathbf{w}_{i-1}}), \quad (7)$$

$$\text{Lower-level signSGD: } \boldsymbol{\theta}_u(\mathbf{w}_{i-1}) = \boldsymbol{\theta}_K, \text{ given by (5) at } \mathbf{w} = \mathbf{w}_{i-1}, \quad (8)$$

where  $i$  represents the step in the upper-level optimization process,  $\mathbf{w}_0$  is an initial data selection scheme (*e.g.*, a random binary vector in classification tasks), and  $\text{Proj}_{\mathbf{w} \in \mathcal{S}}(\mathbf{a})$  indicates the projection of a constant  $\mathbf{a}$  onto the constraint set  $\mathcal{S}$ . This projection operation is defined as solving the auxiliary minimization problem  $\text{Proj}_{\mathbf{w} \in \mathcal{S}}(\mathbf{a}) = \arg \min_{\mathbf{w} \in \mathcal{S}} \|\mathbf{w} - \mathbf{a}\|_2^2$ . For ease of optimization, we relax the binary constraint  $\mathcal{S}$  into its continuous counterpart, with  $\mathbf{w} \in [0, 1]$  and  $\mathbf{1}^\top \mathbf{w} = m$ . This facilitates us to obtain a closed-form solution for this projection problem, as shown in Appendix A. Additionally, a relaxed version of  $\mathbf{w}$  offers a continuous forget score, enabling us to identify not only the worst-case forget set (identified by selecting  $\mathbf{w}$  with the top  $m$  largest magnitudes) but also the set of data points that are easiest to unlearn (identified by selecting  $\mathbf{w}$  with the top  $m$  smallest magnitudes). In practice, our alternating PGD and signSGD method (7)-(8) demonstrates good convergence properties. Typically, the upper-level optimization converges within 20 iterations, while for the lower-level problem, setting  $K = 10$  epochs is found to be sufficient.

**Extending to class-wise or prompt-wise forgetting.** The previously proposed BLO problem (3) was conceived for identifying worst-case forget set in the context of data-wise forgetting. However, our approach can be easily extended

to other MU scenarios, such as *class-wise forgetting* [8, 20, 47], and *prompt-wise forgetting* [15, 17]. For class-wise forgetting, the data selection variables  $\mathbf{w}$  in (2)-(3) can be reinterpreted as class selection variables. Here,  $w_i = 1$  indicates the selection of the  $i$ th class for targeted worst-case unlearning. In the context of prompt-wise forgetting, we interpret  $\mathbf{w}$  as prompt selection variables. Here a prompt refers to a text condition used for text-to-image generation, known as a ‘concept’ within MU for generative models [15]. See Appendix A for details.

## 5 Experiments

### 5.1 Experiment Setups

**Unlearning tasks and setups.** For *data-wise* forgetting, our primary experiments are conducted on the CIFAR-10 dataset [70] and the ResNet-18 model [71]. We further extend our evaluation to include CIFAR-100 [70], CelebA [72], and Tiny ImageNet datasets, alongside VGG [73] and ResNet-50 [71], detailed in Appendix B. For *class-wise* forgetting, we focus on the ImageNet [74] dataset with the ResNet-18 model. For *prompt-wise* forgetting, we consider the unlearning task of preventing the latent diffusion model [75] from generating certain artistic painting styles alongside specific image objects within the UnlearnCanvas dataset [12].

**Unlearning methods and evaluation metrics.** To validate the efficacy of MU evaluation on the worst-case forget set, we examine the exact unlearning method Retrain and 9 approximate unlearning methods as described in Table 1. During the evaluation, we mainly adopt 4 performance metrics as introduced in Sec. 3: *UA* and *MIA* are used to measure the unlearning effectiveness, *RA* and *TA* are used to assess the model utility post unlearning.

**BLO implementation.** In the upper-level optimization, we set the regularization parameter  $\gamma$  in (3) to  $10^{-4}$ , and applied PGD by (7) with 20 iterations at the learning rate  $\alpha = 10^{-3}$ . In the lower-level optimization, SignSGD is performed with 10 epochs. See Appendix B for more implementation details.

### 5.2 Experiment Results

**Validating the worst-case forget set via Retrain.** We begin by justifying the worst-case unlearning performance of the chosen forget set through the exact unlearning method, Retrain. In **Table 2**, we examine the performance disparities between the *worst-case forget set* and the *random forget set* in the task of MU for image classification on CIFAR-10, when employing Retrain at different forgetting data ratios including 1%, 5%, 10%, and 20%. In terms of unlearning effectiveness, the chosen worst-case forget set consistently poses the greatest challenge for unlearning in all scenarios tested, as indicated by a significant drop in UA and MIA to nearly 0% (see the ‘Worst-case’ and ‘Diff’ columns of Table 2). In addition, the variance in worst-case unlearning effectiveness performance (as measured by UA and MIA) remains significantly lower than that observed with random data forgetting at various forgetting data ratios. Furthermore, the utility of the unlearned model, as indicated by RA and TA, shows no loss when comparing unlearning on worst-case forget sets to random forget sets. Intriguingly, the TA of models unlearned with the worst-case forget set may even surpass those unlearned with random sets, hinting at a connection to coreset selection that will be further explored later. In Appendix C, we broaden our evaluation of the worst-case forget set across additional datasets and model architectures. The findings align with those presented in Table 2.

Table 2: Performance of exact unlearning (Retrain) under random forget set and worst-case forget set at different forgetting data ratios on CIFAR-10 using ResNet-18. The result format is given by  $a \pm b$ , with mean  $a$  and standard deviation  $b$  over 10 independent trials. The performance difference is provided in Diff, represents the worst-case performance is **lower**▼, **equal**–, or **higher**▲ than random-case performance.

Metrics	1%-Data Forgetting			5%-Data Forgetting			10%-Data Forgetting			20%-Data Forgetting		
	Random	Worst-case	Diff	Random	Worst-case	Diff	Random	Worst-case	Diff	Random	Worst-case	Diff
UA	5.85±0.69	0.00±0.00	5.85▼	5.92±0.44	0.00±0.00	5.92▼	5.28±0.33	0.00±0.00	5.28▼	5.76±0.20	0.00±0.00	5.76▼
MIA	12.89±1.27	0.00±0.00	12.89▼	13.00±0.55	0.02±0.02	12.98▼	12.86±0.61	0.00±0.00	12.86▼	14.34±0.40	0.03±0.01	14.31▼
RA	99.96±0.00	99.95±0.02	0.01▼	100.00±0.00	100.00±0.00	0.00–	100.00±0.00	100.00±0.00	0.00–	100.00±0.00	100.00±0.00	0.00–
TA	93.17±0.15	93.45±0.17	0.28▲	94.51±0.07	94.67±0.08	0.16▲	94.38±0.15	94.66±0.09	0.28▲	94.04±0.08	94.60±0.08	0.56▲

**Reassessing approximate unlearning under worst-case forget set.** Next, we examine the performance of approximate unlearning methods (FT, EU- $k$ , CF- $k$ , SCRUB,  $\ell_1$ -sparse, RL, BE, BS, and SalUn) when applied to the worst-case forget set scenario. Ideally, an effective and robust approximate unlearning method should mirror the trend of Retrain, *i.e.*, maintaining a minimal performance discrepancy with exact unlearning. However, evaluations using worst-case forget sets can reveal performance disparities in approximate unlearning (vs. Retrain), which differ from those observed with random forget sets.

Table 3: Performance of approximate unlearning methods (including both relabeling-free and relabeling-based methods) under random forget sets and worst-case forget sets on CIFAR-10 using ResNet-18 with forgetting ratio 10%. The result format follows Table 2. Additionally, a performance gap against Retrain is provided in (•). The metric *averaging (avg.) gap* is calculated by averaging the performance gaps measured in all metrics. Note that the better performance of an MU method corresponds to the smaller performance gap with Retrain.

Methods	Random Forget Set					Worst-Case Forget Set				
	UA	MIA	RA	TA	Avg. Gap	UA	MIA	RA	TA	Avg. Gap
Retrain	5.28 $\pm$ 0.33	12.86 $\pm$ 0.61	100.00 $\pm$ 0.00	94.38 $\pm$ 0.15	0.00	0.00 $\pm$ 0.00	0.00 $\pm$ 0.00	100.00 $\pm$ 0.00	94.66 $\pm$ 0.09	0.00
<b>Relabeling-free</b>										
FT	5.08 $\pm$ 0.39 (0.20)	10.96 $\pm$ 0.38 (1.90)	97.46 $\pm$ 0.52 (2.54)	91.02 $\pm$ 0.36 (3.36)	2.00	0.00 $\pm$ 0.00 (0.00)	0.02 $\pm$ 0.03 (0.02)	97.63 $\pm$ 0.46 (2.37)	91.58 $\pm$ 0.40 (3.08)	1.37
EU- <i>k</i>	2.34 $\pm$ 0.79 (2.94)	6.35 $\pm$ 0.89 (6.51)	97.52 $\pm$ 0.89 (2.48)	90.17 $\pm$ 0.88 (4.21)	4.04	0.68 $\pm$ 0.56 (0.68)	5.02 $\pm$ 4.42 (5.02)	97.17 $\pm$ 0.86 (2.83)	90.08 $\pm$ 0.70 (4.58)	3.28
CF- <i>k</i>	0.02 $\pm$ 0.02 (5.26)	0.76 $\pm$ 0.02 (12.10)	99.98 $\pm$ 0.00 (0.02)	94.45 $\pm$ 0.02 (0.07)	4.36	0.00 $\pm$ 0.00 (0.00)	0.00 $\pm$ 0.00 (0.00)	99.98 $\pm$ 0.01 (0.02)	94.34 $\pm$ 0.05 (0.32)	0.08
SCRUB	12.42 $\pm$ 19.82 (7.14)	22.43 $\pm$ 24.44 (9.57)	88.31 $\pm$ 19.78 (11.69)	83.15 $\pm$ 17.94 (11.23)	9.91	0.01 $\pm$ 0.01 (0.01)	0.04 $\pm$ 0.03 (0.04)	98.65 $\pm$ 0.33 (1.35)	92.78 $\pm$ 0.30 (1.88)	0.82
$\ell_1$ -sparse	4.34 $\pm$ 0.73 (0.94)	9.82 $\pm$ 1.04 (3.04)	97.70 $\pm$ 0.72 (2.30)	91.41 $\pm$ 0.68 (2.97)	2.31	0.02 $\pm$ 0.03 (0.02)	0.11 $\pm$ 0.11 (0.11)	96.93 $\pm$ 0.73 (3.07)	90.96 $\pm$ 0.82 (3.70)	1.72
<b>Relabeling-based</b>										
RL	3.59 $\pm$ 0.21 (1.69)	28.02 $\pm$ 2.47 (15.16)	99.97 $\pm$ 0.01 (0.03)	93.74 $\pm$ 0.12 (0.64)	4.38	1.93 $\pm$ 1.5 (1.93)	96.70 $\pm$ 0.66 (96.70)	99.96 $\pm$ 0.01 (0.04)	93.83 $\pm$ 0.24 (0.83)	24.88
BE	1.19 $\pm$ 0.49 (4.09)	22.06 $\pm$ 0.61 (9.20)	98.77 $\pm$ 0.41 (1.23)	91.79 $\pm$ 0.32 (2.59)	4.28	19.47 $\pm$ 2.12 (19.47)	81.45 $\pm$ 5.16 (81.45)	81.35 $\pm$ 2.76 (18.65)	75.41 $\pm$ 1.77 (19.25)	34.70
BS	5.72 $\pm$ 1.42 (0.44)	27.15 $\pm$ 1.41 (14.29)	94.29 $\pm$ 1.06 (5.71)	87.45 $\pm$ 1.06 (6.93)	6.84	29.75 $\pm$ 6.39 (29.75)	74.88 $\pm$ 3.13 (74.88)	78.34 $\pm$ 0.98 (21.66)	72.07 $\pm$ 1.25 (22.59)	37.22
SalUn	1.48 $\pm$ 0.14 (3.80)	16.19 $\pm$ 0.34 (3.33)	99.98 $\pm$ 0.01 (0.02)	93.95 $\pm$ 0.01 (0.43)	1.89	0.96 $\pm$ 0.59 (0.96)	96.43 $\pm$ 0.33 (96.43)	99.98 $\pm$ 0.01 (0.02)	94.03 $\pm$ 0.08 (0.63)	24.51

In **Table 3**, we present the performance of approximate unlearning methods under both random and worst-case forget sets, with the forgetting data ratio 10%. For comparison, we also include the performance of Retrain and analyze the performance gap between approximate unlearning methods and Retrain (see the column ‘Avg. Gap’). Note that an ideal approximate unlearning method is expected to have a smaller performance gap with Retrain. Following Sec. 3, we categorize approximate unlearning methods into two groups: relabeling-free and relabeling-based, respectively. We highlight two main observations from Table 3.

*First*, relabeling-free approximate unlearning methods (FT, EU-*k*, CF-*k*, SCRUB,  $\ell_1$ -sparse) generally follow the trend of Retrain when evaluated on worst-case forget sets (*i.e.*, inadequately erase the influence of the worst-case forget set). This is evidenced by a significant decrease in UA and MIA, along with a narrowing performance gap with Retrain. Moreover, consistent with Table 2, evaluations using the worst-case forget set reduce the high variance encountered in random data forgetting, as demonstrated by the SCRUB method.

*Second*, different from relabeling-free methods, relabeling-based approximate unlearning (RL, BE, BS, SalUn) exhibit a significant performance gap compared to Retrain. This gap is highlighted by an increase in UA for methods like BE and BS when applied to worst-case forget sets, diverging from the performance of Retrain. A similar discrepancy is noted in MIA. Crucially, all relabeling-based approaches seem to offer a *false* sense of unlearning effectiveness under worst-case forget set, as evidenced by a marked rise in MIA, suggesting the inefficacy of relabeling-based strategies in this context. Recall that relabeling-based methods achieve unlearning by explicitly negating the forget set through relabeling. Therefore, this approach can cause significant changes in model behavior, especially when the forget set mainly consists of common-case data points.

**Analyzing the selected worst-case forget set through a coresets lens.** Our prior observation from Table 2 indicates that TA of models unlearned with worst-case forget sets could surpass those subjected to random forget sets. This prompts us to investigate the characteristics of data typically selected within the worst-case forget sets. In what follows, we explore this question through the lens of *coresets*, given by a subset of the training data deemed sufficient for model training [55, 58, 76]. We hypothesize that the data points included in the worst-case forget set likely do *not* constitute the coresets, as forgetting them poses challenges, possibly owing to their strong inherent correlation with data not selected for forgetting. Motivated by this hypothesis, we explore whether the *complement* of the worst-case forget set corresponds to the *coresets*.

To answer the above question, **Fig. 3** contrasts the testing accuracy of an image classifier (ResNet-18) trained on the complement of the worst-case forget set (termed ‘Worst’) against that trained on coresets identified through the moderate coresets selection method (termed ‘Moderate’) [57]. For comparison, we also present the performance using the model trained on the original full dataset (termed ‘Original’) and the random set (termed ‘Random’). As we can see, for both CIFAR-10 and CIFAR-100 datasets, training models on the complement of the worst-case forget set achieve superior TA across various data selection ratios, outperforming both random data selection and the coresets selection method, Moderate. Furthermore, TA achieved by using the complement of the worst-case forget set on

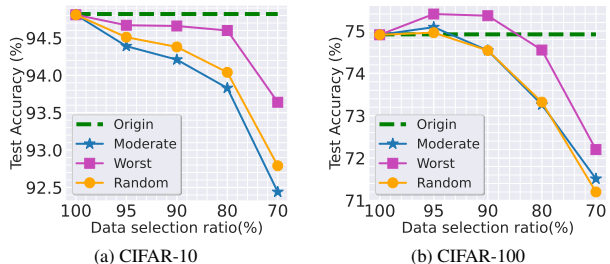


Figure 3: Performance of ResNet-18 trained on coresets of (a) CIFAR-10 and (b) CIFAR-100, determined by different approaches, including the complement of worst-case forget set (Worst), random select (Random), and Moderate, at varying coresets ratios. The dashed line represents the model’s performance trained on the full dataset (Origin).



CIFAR-100 can even exceed the performance of the original model trained on the entire dataset at 90% and 95% selection ratios (*i.e.*, 10% and 5% forgetting ratios). These observations suggest that the chosen worst-case forget set indeed does *not* constitute a coreset, whereas its complement serves as a coreset.

**Case study: Selecting the worst-case forget set in a biased dataset.** The previous experiment results suggest that the identified worst-case forget set corresponds to the complement of the coreset (*i.e.*, the non-coreset). We further explore this intriguing finding through a case study, identifying the worst-case forget set in a biased dataset created from CelebA [72]. The dataset is considered for hair color prediction (Blond vs. Non-Blond), demonstrating a spurious correlation with the ‘gender’ attribute (Male vs. Female) [77]. **Fig. 4** presents the composition of the selected worst-case forget set (with the data forgetting ratio 10%), categorized into four groups based on the combination of the label and the ‘gender’ attribute. As we can see, within the chosen worst-case forget set, there exists a large portion of data points associated with (Blond + Female). It’s worth noting that in CelebA, blonde hair is commonly correlated with females, making data points in the (Blond + Female) group relatively *easy to learn*, acting as a non-coreset if forgetting part of the data points from this group. In Appendix C, we reinforce the easy-to-learn nature of the worst-case forget set by analyzing the entropy distribution of prediction probabilities across classes. We find that the average entropy for the worst-case forget set is notably lower than that of randomly selected data, underlining its ease of learning.

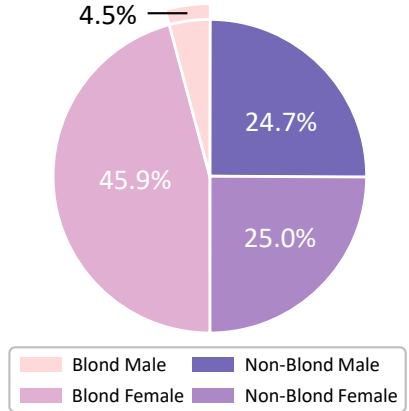


Figure 4: The composition of worst-case forget set at 10% forgetting ratio on CelebA.




Figure 5: Examples of image generation using the original stable diffusion model (w/o unlearning), the unlearned diffusion model over the worst-case forgetting prompt set (Worst), and the unlearned diffusion model over the random forget set (Random). For each diffusion model, images are generated based on two conditions, an unlearned prompt ( $P_u^{(w)}$  or  $P_u^{(r)}$ ) and an unlearning-irrelevant normal prompt ( $P_n$ ). Here  $P_u^{(w)}$  and  $P_u^{(r)}$  indicate the prompt drawn from the worst-case forget set and the random forget set, respectively.

**An extended study: Worst-case forget set on prompt-wise unlearning.** Extending from data-wise forgetting, we further demonstrate the efficacy of our approach in prompt-wise forgetting for text-to-image generation. We utilize the stable diffusion (SD) model [75] on the UnlearnCanvas dataset, a benchmark dataset designed to evaluate the unlearning of painting styles and objects [12]. In UnlearnCanvas, a text prompt used as the condition of image generation is given by ‘A painting of [Object Name] in [Style Name] Style.’ We considered 10 objects and 10 styles (100 combinations in total) for prompts and selected 10% of them to unlearn. For designated prompts targeted for unlearning, we apply the Erased Stable Diffusion (ESD) [15] technique; See Appendix B for further implementation details. **Fig. 5** presents examples of images generated using the pre-trained SD model, the unlearned model by forgetting a random prompt set, and the unlearned model by forgetting the identified worst-case forget set. For each model, images are generated under two conditions, given from (1) the unlearned prompt set  $P_u^{(w/r)}$  where  $^{(w)}$  or  $^{(r)}$  indicates the worst-case or the random forget set, and (2) the normal prompt set  $P_n$  irrelevant to forget sets. As we can see, the unlearned diffusion model is *unable to prevent* image generation based on prompts from the worst-case forget set ( $P_u^{(w)}$ ), resulting in similar image outputs to those of the original diffusion model. In contrast, the diffusion model unlearned through random forgetting can avoid generating accurate images based on the unlearning-targeted prompts ( $P_u^{(r)}$ ) from the random forget set, displaying a significant deviation from the original model’s outputs, indicating successful unlearning. Furthermore, when conditioned on the normal, forgetting-irrelevant prompts ( $P_n$ ), both worst-case and random forgetting-oriented diffusion models perform well, generating the requested

images. The above results indicate that erasing the influence of prompts from the worst-case forget set introduces new challenges of MU for image generation. We refer readers to Appendix C for more visualizations.

**Additional results.** In Appendix C, we also demonstrate the effectiveness of worst-case forget set in the scenario of *class-wise* forgetting on ImageNet [74], and expand our study to the easiest-case unlearning.

## 6 Conclusion

In this study, we delved into the challenge of pinpointing the worst-case forget set in MU (machine unlearning), introducing a fresh perspective that broadens the scope and enhances the effectiveness of MU beyond conventional methods like random data forgetting. By employing BLO (bi-level optimization), we developed a structured approach to accurately identify these pivotal sets. Utilizing sign-based gradient unrolling, we show that the BLO-focused task of determining the worst-case forget set is solvable through first-order optimization techniques, with applicability extending to class-wise and prompt-wise forgetting scenarios. Through extensive experiments, we demonstrated the effectiveness of our proposed method in different data-model setups, showcasing its significance for improved reliability in MU evaluations. In addition, our case studies in biased dataset unlearning and prompt-wise forgetting for generative models highlight the adaptability and depth of our approach. This work also paves the way for future inquiries into machine unlearning, advocating for a shift towards more comprehensive and robust evaluation paradigms.

## 7 Acknowledgement

This research is supported by the Army Research Office (ARO) Award W911NF2310343. Additionally, the work of C. Fan, J. Liu, and S. Liu is partially supported by the NSF Grant IIS-2207052, and the work of Alfred Hero is partially supported by NSF-2246157.

## References

- [1] Y. Cao and J. Yang, “Towards making systems forget with machine unlearning,” in *2015 IEEE Symposium on Security and Privacy*, pp. 463–480, IEEE, 2015. 1, 2
- [2] L. Bourtole, V. Chandrasekaran, C. A. Choquette-Choo, H. Jia, A. Travers, B. Zhang, D. Lie, and N. Papernot, “Machine unlearning,” in *2021 IEEE Symposium on Security and Privacy (SP)*, pp. 141–159, IEEE, 2021. 1
- [3] T. T. Nguyen, T. T. Huynh, P. L. Nguyen, A. W.-C. Liew, H. Yin, and Q. V. H. Nguyen, “A survey of machine unlearning,” *arXiv preprint arXiv:2209.02299*, 2022. 1
- [4] S. Liu, Y. Yao, J. Jia, S. Casper, N. Baracaldo, P. Hase, X. Xu, Y. Yao, H. Li, K. R. Varshney, *et al.*, “Rethinking machine unlearning for large language models,” *arXiv preprint arXiv:2402.08787*, 2024. 1, 4
- [5] C. J. Hoofnagle, B. van der Sloot, and F. Z. Borgesius, “The european union general data protection regulation: what it is and what it means,” *Information & Communications Technology Law*, vol. 28, no. 1, pp. 65–98, 2019. 1
- [6] J. Rosen, “The right to be forgotten,” *Stan. L. Rev. Online*, vol. 64, p. 88, 2011. 1
- [7] Y. Liu, M. Fan, C. Chen, X. Liu, Z. Ma, L. Wang, and J. Ma, “Backdoor defense with machine unlearning,” *arXiv preprint arXiv:2201.09538*, 2022. 1
- [8] J. Jia, J. Liu, P. Ram, Y. Yao, G. Liu, Y. Liu, P. Sharma, and S. Liu, “Model sparsity can simplify machine unlearning,” *Advances in neural information processing systems*, vol. 36, 2023. 1, 2, 3, 4, 7, 15
- [9] A. Oesterling, J. Ma, F. P. Calmon, and H. Lakkaraju, “Fair machine unlearning: Data removal while mitigating disparities,” *arXiv preprint arXiv:2307.14754*, 2023. 1
- [10] P. Sattigeri, S. Ghosh, I. Padhi, P. Dognin, and K. R. Varshney, “Fair infinitesimal jackknife: Mitigating the influence of biased training data points without refitting,” in *Advances in Neural Information Processing Systems*, 2022. 1, 3
- [11] R. Chen, J. Yang, H. Xiong, J. Bai, T. Hu, J. Hao, Y. Feng, J. T. Zhou, J. Wu, and Z. Liu, “Fast model debias with machine unlearning,” *Advances in Neural Information Processing Systems*, vol. 36, 2024. 1
- [12] Y. Zhang, Y. Zhang, Y. Yao, J. Jia, J. Liu, X. Liu, and S. Liu, “Unlearncanvas: A stylized image dataset to benchmark machine unlearning for diffusion models,” *arXiv preprint arXiv:2402.11846*, 2024. 1, 3, 7, 9, 15
- [13] A. Achille, M. Kearns, C. Klingenberg, and S. Soatto, “Ai model disgorgement: Methods and choices,” *arXiv preprint arXiv:2304.03545*, 2023. 1

- [14] R. Eldan and M. Russinovich, “Who’s harry potter? approximate unlearning in llms,” 2023. 1, 3
- [15] R. Gandikota, J. Materzynska, J. Fiotto-Kaufman, and D. Bau, “Erasing concepts from diffusion models,” *arXiv preprint arXiv:2303.07345*, 2023. 1, 3, 7, 9, 14
- [16] E. Zhang, K. Wang, X. Xu, Z. Wang, and H. Shi, “Forget-me-not: Learning to forget in text-to-image diffusion models,” *arXiv preprint arXiv:2303.17591*, 2023. 1, 3
- [17] C. Fan, J. Liu, Y. Zhang, D. Wei, E. Wong, and S. Liu, “Salun: Empowering machine unlearning via gradient-based weight saliency in both image classification and generation,” *arXiv preprint arXiv:2310.12508*, 2023. 1, 2, 3, 4, 7, 15
- [18] A. Warnecke, L. Pirch, C. Wressnegger, and K. Rieck, “Machine unlearning of features and labels,” *arXiv preprint arXiv:2108.11577*, 2021. 1, 2, 4, 15
- [19] Z. Izzo, M. A. Smart, K. Chaudhuri, and J. Zou, “Approximate data deletion from machine learning models,” in *International Conference on Artificial Intelligence and Statistics*, pp. 2008–2016, PMLR, 2021. 1, 2
- [20] A. Gohatkar, A. Achille, and S. Soatto, “Eternal sunshine of the spotless net: Selective forgetting in deep networks,” in *Proceedings of the IEEE/CVF Conference on Computer Vision and Pattern Recognition*, pp. 9304–9312, 2020. 1, 2, 3, 4, 7, 15
- [21] A. Thudi, G. Deza, V. Chandrasekaran, and N. Papernot, “Unrolling sgd: Understanding factors influencing machine unlearning,” in *2022 IEEE 7th European Symposium on Security and Privacy (EuroS&P)*, pp. 303–319, IEEE, 2022. 1, 2, 3
- [22] N. Kumari, B. Zhang, S.-Y. Wang, E. Shechtman, R. Zhang, and J.-Y. Zhu, “Ablating concepts in text-to-image diffusion models,” 2023. 1, 3
- [23] R. Gandikota, H. Orgad, Y. Belinkov, J. Materzyńska, and D. Bau, “Unified concept editing in diffusion models,” in *Proceedings of the IEEE/CVF Winter Conference on Applications of Computer Vision*, pp. 5111–5120, 2024. 1, 3
- [24] A. Heng and H. Soh, “Selective amnesia: A continual learning approach to forgetting in deep generative models,” 2023. 1, 3
- [25] J. Wang, S. Guo, X. Xie, and H. Qi, “Federated unlearning via class-discriminative pruning,” in *Proceedings of the ACM Web Conference 2022*, pp. 622–632, 2022. 1, 3
- [26] Y. Liu, L. Xu, X. Yuan, C. Wang, and B. Li, “The right to be forgotten in federated learning: An efficient realization with rapid retraining,” *arXiv preprint arXiv:2203.07320*, 2022. 1, 3
- [27] L. Wu, S. Guo, J. Wang, Z. Hong, J. Zhang, and Y. Ding, “Federated unlearning: Guarantee the right of clients to forget,” *IEEE Network*, vol. 36, no. 5, pp. 129–135, 2022. 1, 3
- [28] T. Che, Y. Zhou, Z. Zhang, L. Lyu, J. Liu, D. Yan, D. Dou, and J. Huan, “Fast federated machine unlearning with nonlinear functional theory,” 2023. 1, 3
- [29] M. Chen, Z. Zhang, T. Wang, M. Backes, M. Humbert, and Y. Zhang, “Graph unlearning,” in *Proceedings of the 2022 ACM SIGSAC Conference on Computer and Communications Security*, pp. 499–513, 2022. 1, 3
- [30] E. Chien, C. Pan, and O. Milenkovic, “Certified graph unlearning,” *arXiv preprint arXiv:2206.09140*, 2022. 1, 3
- [31] J. Cheng, G. Dasoulas, H. He, C. Agarwal, and M. Zitnik, “Gnndelete: A general strategy for unlearning in graph neural networks,” *arXiv preprint arXiv:2302.13406*, 2023. 1, 3
- [32] X. Wu, J. Li, M. Xu, W. Dong, S. Wu, C. Bian, and D. Xiong, “Depn: Detecting and editing privacy neurons in pretrained language models,” *arXiv preprint arXiv:2310.20138*, 2023. 1, 3
- [33] C. Yu, S. Jeoung, A. Kasi, P. Yu, and H. Ji, “Unlearning bias in language models by partitioning gradients,” in *Findings of the Association for Computational Linguistics: ACL 2023*, pp. 6032–6048, 2023. 1, 3
- [34] J. Zhang, S. Chen, J. Liu, and J. He, “Composing parameter-efficient modules with arithmetic operations,” *arXiv preprint arXiv:2306.14870*, 2023. 1, 3
- [35] Y. Yao, X. Xu, and Y. Liu, “Large language model unlearning,” *arXiv preprint arXiv:2310.10683*, 2023. 1, 3
- [36] M. Kurmanji, P. Triantafillou, and E. Triantafillou, “Towards unbounded machine unlearning,” *arXiv preprint arXiv:2302.09880*, 2023. 2, 4, 15
- [37] M. Cotogni, J. Bonato, L. Sabetta, F. Pelosin, and A. Nicolosi, “Duck: Distance-based unlearning via centroid kinematics,” *arXiv preprint arXiv:2312.02052*, 2023. 2
- [38] R. Shokri, M. Stronati, C. Song, and V. Shmatikov, “Membership inference attacks against machine learning models,” in *2017 IEEE symposium on security and privacy (SP)*, pp. 3–18, IEEE, 2017. 2

- [39] N. Carlini, S. Chien, M. Nasr, S. Song, A. Terzis, and F. Tramer, “Membership inference attacks from first principles,” in *2022 IEEE Symposium on Security and Privacy (SP)*, pp. 1897–1914, IEEE, 2022. 2
- [40] Y. Zhang, J. Jia, X. Chen, A. Chen, Y. Zhang, J. Liu, K. Ding, and S. Liu, “To generate or not? safety-driven unlearned diffusion models are still easy to generate unsafe images... for now,” *arXiv preprint arXiv:2310.11868*, 2023. 2, 3
- [41] A. Ginart, M. Guan, G. Valiant, and J. Y. Zou, “Making ai forget you: Data deletion in machine learning,” *Advances in neural information processing systems*, vol. 32, 2019. 2
- [42] S. Neel, A. Roth, and S. Sharifi-Malvajerdi, “Descent-to-delete: Gradient-based methods for machine unlearning,” in *Algorithmic Learning Theory*, pp. 931–962, PMLR, 2021. 2
- [43] E. Ullah, T. Mai, A. Rao, R. A. Rossi, and R. Arora, “Machine unlearning via algorithmic stability,” in *Conference on Learning Theory*, pp. 4126–4142, PMLR, 2021. 2
- [44] A. Sekhari, J. Acharya, G. Kamath, and A. T. Suresh, “Remember what you want to forget: Algorithms for machine unlearning,” *Advances in Neural Information Processing Systems*, vol. 34, pp. 18075–18086, 2021. 2
- [45] A. Thudi, H. Jia, I. Shumailov, and N. Papernot, “On the necessity of auditable algorithmic definitions for machine unlearning,” in *31st USENIX Security Symposium (USENIX Security 22)*, pp. 4007–4022, 2022. 2, 3
- [46] C. Dwork, K. Kenthapadi, F. McSherry, I. Mironov, and M. Naor, “Our data, ourselves: Privacy via distributed noise generation,” in *Annual international conference on the theory and applications of cryptographic techniques*, pp. 486–503, Springer, 2006. 2, 3
- [47] L. Graves, V. Nagisetty, and V. Ganesh, “Amnesiac machine learning,” in *Proceedings of the AAAI Conference on Artificial Intelligence*, vol. 35, pp. 11516–11524, 2021. 2, 3, 7
- [48] C. Guo, T. Goldstein, A. Hannun, and L. Van Der Maaten, “Certified data removal from machine learning models,” *arXiv preprint arXiv:1911.03030*, 2019. 2
- [49] L. Song and P. Mittal, “Systematic evaluation of privacy risks of machine learning models,” in *30th USENIX Security Symposium (USENIX Security 21)*, pp. 2615–2632, 2021. 3
- [50] A. Becker and T. Liebig, “Evaluating machine unlearning via epistemic uncertainty,” *arXiv preprint arXiv:2208.10836*, 2022. 3
- [51] A. Schioppa, P. Zablotskaia, D. Vilar, and A. Sokolov, “Scaling up influence functions,” in *Proceedings of the AAAI Conference on Artificial Intelligence*, vol. 36, pp. 8179–8186, 2022. 3
- [52] M. Paul, S. Ganguli, and G. K. Dziugaite, “Deep learning on a data diet: Finding important examples early in training,” *Advances in Neural Information Processing Systems*, vol. 34, pp. 20596–20607, 2021. 3
- [53] S. Yang, Z. Xie, H. Peng, M. Xu, M. Sun, and P. Li, “Dataset pruning: Reducing training data by examining generalization influence,” *arXiv preprint arXiv:2205.09329*, 2022. 3
- [54] G. Pruthi, F. Liu, S. Kale, and M. Sundararajan, “Estimating training data influence by tracing gradient descent,” *Advances in Neural Information Processing Systems*, vol. 33, pp. 19920–19930, 2020. 3
- [55] Y. Zhang, Y. Zhang, A. Chen, J. Liu, G. Liu, M. Hong, S. Chang, S. Liu, *et al.*, “Selectivity drives productivity: Efficient dataset pruning for enhanced transfer learning,” *Advances in Neural Information Processing Systems*, vol. 36, 2024. 3, 8
- [56] J. Huggins, T. Campbell, and T. Broderick, “Coresets for scalable bayesian logistic regression,” *Advances in neural information processing systems*, vol. 29, 2016. 3
- [57] X. Xia, J. Liu, J. Yu, X. Shen, B. Han, and T. Liu, “Moderate coreset: A universal method of data selection for real-world data-efficient deep learning,” in *The Eleventh International Conference on Learning Representations*, 2022. 3, 8
- [58] Z. Borsos, M. Mutny, and A. Krause, “Coresets via bilevel optimization for continual learning and streaming,” *Advances in Neural Information Processing Systems*, vol. 33, pp. 14879–14890, 2020. 3, 8
- [59] S. Kim, S. Bae, and S.-Y. Yun, “Coreset sampling from open-set for fine-grained self-supervised learning,” in *Proceedings of the IEEE/CVF Conference on Computer Vision and Pattern Recognition*, pp. 7537–7547, 2023. 3
- [60] O. Sener and S. Savarese, “Active learning for convolutional neural networks: A core-set approach,” *arXiv preprint arXiv:1708.00489*, 2017. 3
- [61] C. Coleman, C. Yeh, S. Mussmann, B. Mirzasoleiman, P. Bailis, P. Liang, J. Leskovec, and M. Zaharia, “Selection via proxy: Efficient data selection for deep learning,” *arXiv preprint arXiv:1906.11829*, 2019. 3

- [62] Y. Zeng, M. Pan, H. Jahagirdar, M. Jin, L. Lyu, and R. Jia, “How to sift out a clean data subset in the presence of data poisoning?,” *arXiv preprint arXiv:2210.06516*, 2022. 3
- [63] S. Goel, A. Prabhu, A. Sanyal, S.-N. Lim, P. Torr, and P. Kumaraguru, “Towards adversarial evaluations for inexact machine unlearning,” *arXiv preprint arXiv:2201.06640*, 2022. 4, 15
- [64] M. Chen, W. Gao, G. Liu, K. Peng, and C. Wang, “Boundary unlearning: Rapid forgetting of deep networks via shifting the decision boundary,” in *Proceedings of the IEEE/CVF Conference on Computer Vision and Pattern Recognition*, pp. 7766–7775, 2023. 4, 15
- [65] Y. Zhang, P. Khanduri, I. Tsaknakis, Y. Yao, M. Hong, and S. Liu, “An introduction to bi-level optimization: Foundations and applications in signal processing and machine learning,” *arXiv preprint arXiv:2308.00788*, 2023. 6
- [66] S. G. Krantz and H. R. Parks, *The implicit function theorem: history, theory, and applications*. Springer Science & Business Media, 2002. 6
- [67] A. Shaban, C.-A. Cheng, N. Hatch, and B. Boots, “Truncated back-propagation for bilevel optimization,” in *The 22nd International Conference on Artificial Intelligence and Statistics*, pp. 1723–1732, PMLR, 2019. 6
- [68] J. Bernstein, Y.-X. Wang, K. Aizzadenesheli, and A. Anandkumar, “signsgd: Compressed optimisation for non-convex problems,” in *International Conference on Machine Learning*, pp. 560–569, PMLR, 2018. 6
- [69] S. P. Boyd and L. Vandenberghe, *Convex optimization*. Cambridge university press, 2004. 6, 14
- [70] A. Krizhevsky, G. Hinton, *et al.*, “Learning multiple layers of features from tiny images,” 2009. 7, 16
- [71] K. He, X. Zhang, S. Ren, and J. Sun, “Deep residual learning for image recognition,” in *Proceedings of the IEEE conference on computer vision and pattern recognition*, pp. 770–778, 2016. 7, 17
- [72] Z. Liu, P. Luo, X. Wang, and X. Tang, “Deep learning face attributes in the wild,” in *Proceedings of the IEEE international conference on computer vision*, pp. 3730–3738, 2015. 7, 9
- [73] K. Simonyan and A. Zisserman, “Very deep convolutional networks for large-scale image recognition,” *arXiv preprint arXiv:1409.1556*, 2014. 7, 17
- [74] J. Deng, W. Dong, R. Socher, L.-J. Li, K. Li, and L. Fei-Fei, “Imagenet: A large-scale hierarchical image database,” in *2009 IEEE conference on computer vision and pattern recognition*, pp. 248–255, Ieee, 2009. 7, 10, 18
- [75] R. Rombach, A. Blattmann, D. Lorenz, P. Esser, and B. Ommer, “High-resolution image synthesis with latent diffusion models,” in *Proceedings of the IEEE/CVF Conference on Computer Vision and Pattern Recognition*, pp. 10684–10695, 2022. 7, 9
- [76] B. Mirzasoleiman, J. Bilmes, and J. Leskovec, “Coresets for data-efficient training of machine learning models,” in *International Conference on Machine Learning*, pp. 6950–6960, PMLR, 2020. 8
- [77] S. Sagawa, A. Raghunathan, P. W. Koh, and P. Liang, “An investigation of why overparameterization exacerbates spurious correlations,” in *International Conference on Machine Learning*, pp. 8346–8356, PMLR, 2020. 9
- [78] K. Xu, H. Chen, S. Liu, P.-Y. Chen, T.-W. Weng, M. Hong, and X. Lin, “Topology attack and defense for graph neural networks: An optimization perspective,” *arXiv preprint arXiv:1906.04214*, 2019. 14
- [79] Y. Le and X. Yang, “Tiny imagenet visual recognition challenge,” *CS 231N*, vol. 7, no. 7, p. 3, 2015. 16

# Appendix

## A Additional Derivations

### A.1 The closed-form projection operation

Recall from (7) that  $\text{Proj}_{\mathbf{w} \in \mathcal{S}}(\mathbf{a})$  indicates the projection of a constant  $\mathbf{a}$  onto the constraint set  $\mathcal{S}$ . This projection operation is defined as solving the auxiliary minimization problem  $\text{Proj}_{\mathbf{w} \in \mathcal{S}}(\mathbf{a}) = \arg \min_{\mathbf{w} \in \mathcal{S}} \|\mathbf{w} - \mathbf{a}\|_2^2$ , where  $\mathcal{S} = \{\mathbf{w} | \mathbf{w} \in [0, 1], \mathbf{1}^\top \mathbf{w} = m\}$ . It is worth noting that we have relaxed the original binary constraint into its continuous counterpart, with  $\mathbf{w} \in [0, 1]$ . The relaxed constraint is given by the intersection of the box constraint  $\mathbf{w} \in [0, 1]$  and the hyperplane  $\mathbf{1}^\top \mathbf{w} = m$ .

According to [78, Proposition 1], the solution of the above projection problem yields

$$\text{Proj}_{\mathbf{w} \in \mathcal{S}}(\mathbf{a}) = P_{[0,1]}[\mathbf{a} - \lambda \mathbf{1}] \quad (9)$$

where the variable  $\lambda$  is given by the root of the equation  $\mathbf{1}^\top P_{[0,1]}[\mathbf{a} - \lambda \mathbf{1}] = m$ , and  $P_{[0,1]}$  is an element-wise thresholding function

$$P_{[0,1]}[x_i] = \begin{cases} 0, & x < 0 \\ x, & x \in [0, 1] \\ 1, & x > 1 \end{cases} \quad (10)$$

for the  $i$ th entry of a vector  $\mathbf{x}$ . We also remark that finding the root of the non-linear equation with respect to  $\lambda$  can be achieved using the bi-section method [69].

### A.2 Worst-case forget set identification in class-wise and prompt-wise forgetting

For class-wise forgetting, the data selection variables  $\mathbf{w}$  in (2)-(3) can be reinterpreted as class selection variables. Here,  $w_i = 1$  indicates the selection of the  $i$ th class for targeted worst-case unlearning. Accordingly, the *upper- and lower-level objectives* of the BLO problem (3) can be modified to

$$f(\mathbf{w}, \theta_u(\mathbf{w})) = \sum_i (w_i \mathbb{E}_{\mathbf{z} \in \mathcal{D}_i} [\ell(\theta_u(\mathbf{w}); \mathbf{z})]) + \gamma \|\mathbf{w}\|_2^2, \quad (11)$$

$$\ell_{\text{MU}}(\theta; \mathbf{w}) = \sum_i (w_i \mathbb{E}_{\mathbf{z} \in \mathcal{D}_i} [\ell_f(\theta; \mathbf{z})] + (1 - w_i) \mathbb{E}_{\mathbf{z} \in \mathcal{D}_i} [\ell_r(\theta; \mathbf{z})]), \quad (12)$$

where  $\mathcal{D}_i$  represents the dataset corresponding to class  $i$ ,  $\mathbb{E}_{\mathbf{z} \in \mathcal{D}_i} [\ell(\theta; \mathbf{z})]$  denotes the training loss over  $\mathcal{D}_i$ , and recalling that  $\ell_r = -\ell_f = \ell$ . With these specifications in place, the task of identifying the worst-case class-wise forget set can be similarly addressed by resolving the BLO problem (3).

In the context of prompt-wise forgetting, we interpret the data selection variables  $\mathbf{w}$  as prompt selection variables. Here a prompt refers to a text condition used for text-to-image generation, and is known as a ‘concept’ within MU for generative models [15]. Thus, the unlearned generative model, when  $w_i = 1$ , corresponds to the scenario of removing the influence of the  $i$ th concept from the generative modeling process. Extended from the concept erasing framework for diffusion models [15], identifying the worst-case prompt-wise forget set can be formulated under the same BLO structure (3). The *upper-level* objective function can be written as

$$f(\mathbf{w}, \theta_u(\mathbf{w})) = \sum_i (w_i \mathbb{E}_{t, \epsilon} [\|\epsilon(\mathbf{x}_t | c_i, \theta_u(\mathbf{w})) - \epsilon(\mathbf{x}_t | c_i, \theta_o)\|_2^2]) + \gamma \|\mathbf{w}\|_2^2, \quad (13)$$

where  $\mathbf{x}_t$  represents the latent feature subject to standard Gaussian noise injection,  $\epsilon$ , during the diffusion step  $t$  through a forward diffusion process, and  $\epsilon(\mathbf{x}_t | c, \theta)$  denotes the noise estimator for  $\mathbf{x}_t$  within a diffusion model parameterized by  $\theta$  and conditioned on the text prompt  $c$ . The loss term  $\|\epsilon(\mathbf{x}_t | c_i, \theta_u(\mathbf{w})) - \epsilon(\mathbf{x}_t | c_i, \theta_o)\|_2^2$  penalizes the mean squared error of image generation using the unlearned model  $\theta_u(\mathbf{w})$  and the original diffusion model  $\theta_o$ , respectively. Therefore, minimizing (13) challenges the unlearning efficacy of  $\theta_u(\mathbf{w})$  regarding the concept  $c_i$  to be erased (when  $w_i = 1$ ), by steering its noise estimation accuracy towards that of the original model prior to unlearning. Furthermore, we specify the *lower-level* objective function of (3) as the Erasing Stable Diffusion (ESD) loss,  $\ell_{\text{ESD}}(\theta; c_i)$ , developed in [15]. This loss function is designed to remove the influence of the concept  $c_i$  from the diffusion model  $\theta$ . Consequently, this lower-level objective function is given by  $\ell_{\text{MU}}(\theta; \mathbf{w}) = \sum_i (w_i \ell_{\text{ESD}}(\theta; c_i))$ .

Table A1: Performance of various unlearning methods under random forget sets and worst-case forget sets on CIFAR-10 using ResNet-18 for different forgetting ratio (including 1%, 5%, 10% and 20%). The result format follows Table 2.

Methods	Random Forget Set					Worst-Case Forget Set				
	UA	MIA	RA	TA	Avg. Gap	UA	MIA	RA	TA	Avg. Gap
<b>1%-Data Forgetting</b>										
Retrain	5.85 $\pm$ 0.69	12.89 $\pm$ 1.27	99.96 $\pm$ 0.00	93.17 $\pm$ 0.15	0.00	0.00 $\pm$ 0.00	0.00 $\pm$ 0.00	99.95 $\pm$ 0.02	93.45 $\pm$ 0.17	0.00
FT	8.93 $\pm$ 2.74 (3.08)	14.40 $\pm$ 1.98 (1.51)	94.52 $\pm$ 1.79 (5.44)	88.53 $\pm$ 1.69 (4.64)	3.67	0.13 $\pm$ 0.27 (0.13)	0.13 $\pm$ 0.18 (0.13)	90.69 $\pm$ 6.71 (9.26)	85.51 $\pm$ 5.76 (7.94)	4.36
EU- $k$	1.63 $\pm$ 1.10 (4.25)	5.60 $\pm$ 1.49 (7.29)	97.79 $\pm$ 0.74 (2.17)	90.58 $\pm$ 0.76 (2.59)	4.07	0.09 $\pm$ 0.11 (0.09)	1.69 $\pm$ 1.04 (1.69)	97.76 $\pm$ 0.92 (2.19)	90.49 $\pm$ 0.88 (2.96)	1.73
CF- $k$	0.00 $\pm$ 0.00 (5.85)	0.44 $\pm$ 0.36 (12.45)	99.98 $\pm$ 0.00 (0.02)	94.33 $\pm$ 0.08 (1.16)	4.87	0.00 $\pm$ 0.00 (0.00)	0.00 $\pm$ 0.00 (0.00)	99.98 $\pm$ 0.00 (0.03)	94.40 $\pm$ 0.07 (0.95)	0.24
$\ell_1$ -sparse	5.89 $\pm$ 1.81 (0.04)	12.33 $\pm$ 1.84 (0.56)	96.52 $\pm$ 0.85 (3.44)	90.57 $\pm$ 0.66 (2.60)	1.66	0.00 $\pm$ 0.00 (0.00)	0.09 $\pm$ 0.18 (0.09)	92.08 $\pm$ 3.44 (7.87)	86.91 $\pm$ 2.88 (6.54)	3.62
RL	7.26 $\pm$ 1.47 (1.41)	43.85 $\pm$ 2.67 (30.96)	99.99 $\pm$ 0.00 (0.03)	94.11 $\pm$ 0.04 (0.94)	8.33	0.00 $\pm$ 0.00 (0.00)	84.37 $\pm$ 5.61 (84.37)	100.00 $\pm$ 0.00 (0.05)	94.46 $\pm$ 0.09 (1.01)	21.36
BE	0.00 $\pm$ 0.00 (5.85)	0.98 $\pm$ 0.30 (11.91)	99.97 $\pm$ 0.01 (0.01)	94.26 $\pm$ 0.09 (1.09)	4.72	3.47 $\pm$ 1.54 (3.47)	16.36 $\pm$ 6.93 (16.36)	92.37 $\pm$ 0.48 (7.58)	85.55 $\pm$ 0.57 (7.90)	8.83
BS	0.00 $\pm$ 0.00 (5.85)	0.98 $\pm$ 0.30 (11.91)	99.97 $\pm$ 0.01 (0.01)	94.27 $\pm$ 0.11 (1.10)	4.72	3.29 $\pm$ 1.44 (3.29)	13.69 $\pm$ 5.09 (13.69)	92.34 $\pm$ 0.52 (7.61)	85.48 $\pm$ 0.60 (7.97)	8.14
SalUn	1.26 $\pm$ 0.55 (4.59)	17.33 $\pm$ 1.01 (4.44)	99.99 $\pm$ 0.01 (0.03)	94.28 $\pm$ 0.07 (1.11)	2.54	0.00 $\pm$ 0.00 (0.00)	72.59 $\pm$ 2.22 (72.59)	100.00 $\pm$ 0.00 (0.05)	94.45 $\pm$ 0.14 (1.00)	18.41
<b>5%-Data Forgetting</b>										
Retrain	5.92 $\pm$ 0.44	13.00 $\pm$ 0.55	100.00 $\pm$ 0.00	94.51 $\pm$ 0.07	0.00	0.00 $\pm$ 0.00	0.02 $\pm$ 0.02	100.00 $\pm$ 0.00	94.67 $\pm$ 0.08	0.00
FT	5.17 $\pm$ 0.73 (0.75)	11.32 $\pm$ 0.94 (1.68)	97.08 $\pm$ 0.44 (2.92)	90.71 $\pm$ 0.38 (3.07)	2.29	0.01 $\pm$ 0.02 (0.01)	0.02 $\pm$ 0.04 (0.00)	97.39 $\pm$ 0.48 (2.61)	91.10 $\pm$ 0.55 (3.57)	1.55
EU- $k$	2.13 $\pm$ 0.75 (2.94)	6.35 $\pm$ 0.89 (6.51)	97.52 $\pm$ 0.89 (2.48)	90.17 $\pm$ 0.88 (3.98)	4.04	0.16 $\pm$ 0.12 (0.16)	2.11 $\pm$ 1.17 (2.09)	97.61 $\pm$ 0.78 (2.39)	90.08 $\pm$ 0.70 (4.58)	2.21
CF- $k$	0.04 $\pm$ 0.06 (5.88)	0.74 $\pm$ 0.04 (12.26)	99.99 $\pm$ 0.00 (0.01)	94.47 $\pm$ 0.02 (0.04)	4.55	0.00 $\pm$ 0.00 (0.00)	0.00 $\pm$ 0.00 (0.02)	99.98 $\pm$ 0.00 (0.02)	94.40 $\pm$ 0.04 (0.27)	0.08
$\ell_1$ -sparse	4.63 $\pm$ 1.01 (1.29)	10.09 $\pm$ 1.00 (2.91)	97.13 $\pm$ 0.75 (2.87)	90.92 $\pm$ 0.65 (3.59)	2.66	0.00 $\pm$ 0.00 (0.00)	0.01 $\pm$ 0.02 (0.01)	97.12 $\pm$ 0.58 (2.88)	91.27 $\pm$ 0.59 (3.40)	1.57
RL	5.47 $\pm$ 0.45 (0.45)	35.38 $\pm$ 0.50 (22.38)	99.97 $\pm$ 0.01 (0.03)	93.70 $\pm$ 0.10 (0.81)	5.92	0.15 $\pm$ 0.18 (0.15)	95.57 $\pm$ 0.80 (95.55)	99.98 $\pm$ 0.00 (0.02)	94.08 $\pm$ 0.02 (0.59)	24.08
BE	0.36 $\pm$ 0.10 (5.56)	18.77 $\pm$ 1.22 (5.77)	99.73 $\pm$ 0.04 (0.27)	93.07 $\pm$ 0.17 (1.44)	3.26	38.19 $\pm$ 5.76 (38.19)	85.74 $\pm$ 1.92 (85.72)	79.07 $\pm$ 2.41 (20.93)	72.56 $\pm$ 2.43 (22.11)	41.74
BS	1.65 $\pm$ 0.67 (4.27)	17.59 $\pm$ 1.65 (4.59)	98.56 $\pm$ 0.65 (1.44)	91.93 $\pm$ 0.55 (2.58)	3.22	39.62 $\pm$ 9.10 (39.62)	84.07 $\pm$ 5.29 (84.05)	72.30 $\pm$ 7.03 (27.70)	66.74 $\pm$ 6.86 (27.93)	44.82
SalUn	0.67 $\pm$ 0.04 (5.25)	12.87 $\pm$ 1.27 (0.13)	100.00 $\pm$ 0.00 (0.00)	94.13 $\pm$ 0.03 (0.38)	1.44	0.09 $\pm$ 0.07 (0.09)	93.23 $\pm$ 0.25 (93.21)	100.00 $\pm$ 0.00 (0.00)	94.20 $\pm$ 0.13 (0.47)	23.44
<b>10%-Data Forgetting</b>										
Retrain	5.28 $\pm$ 0.33	12.86 $\pm$ 0.61	100.00 $\pm$ 0.00	94.38 $\pm$ 0.15	0.00	0.00 $\pm$ 0.00	0.00 $\pm$ 0.00	100.00 $\pm$ 0.00	94.66 $\pm$ 0.09	0.00
FT	5.08 $\pm$ 0.39 (0.20)	10.96 $\pm$ 0.38 (1.90)	97.46 $\pm$ 0.52 (2.54)	91.02 $\pm$ 0.36 (3.36)	2.00	0.00 $\pm$ 0.00 (0.00)	0.02 $\pm$ 0.03 (0.02)	97.63 $\pm$ 0.46 (2.37)	91.58 $\pm$ 0.40 (3.08)	1.37
EU- $k$	2.34 $\pm$ 0.79 (2.94)	6.35 $\pm$ 0.89 (6.51)	97.52 $\pm$ 0.89 (2.48)	90.17 $\pm$ 0.88 (4.21)	4.04	0.68 $\pm$ 0.56 (0.68)	5.02 $\pm$ 4.42 (5.02)	97.17 $\pm$ 0.86 (2.83)	90.08 $\pm$ 0.70 (4.58)	3.28
CF- $k$	0.02 $\pm$ 0.02 (5.26)	0.76 $\pm$ 0.02 (12.10)	99.98 $\pm$ 0.00 (0.02)	94.45 $\pm$ 0.02 (0.07)	4.36	0.00 $\pm$ 0.00 (0.00)	0.00 $\pm$ 0.00 (0.00)	99.98 $\pm$ 0.01 (0.02)	94.34 $\pm$ 0.05 (0.32)	0.08
$\ell_1$ -sparse	4.34 $\pm$ 0.73 (1.94)	9.82 $\pm$ 1.00 (2.91)	97.70 $\pm$ 0.72 (2.30)	91.41 $\pm$ 0.68 (2.97)	2.31	0.02 $\pm$ 0.03 (0.02)	0.11 $\pm$ 0.11 (0.11)	96.93 $\pm$ 0.73 (3.07)	90.96 $\pm$ 0.82 (3.70)	1.72
RL	3.59 $\pm$ 0.24 (1.69)	28.02 $\pm$ 2.47 (15.16)	99.97 $\pm$ 0.01 (0.03)	93.74 $\pm$ 0.12 (0.64)	4.38	1.93 $\pm$ 1.15 (1.93)	96.70 $\pm$ 0.66 (96.70)	99.96 $\pm$ 0.01 (0.04)	93.83 $\pm$ 0.24 (0.83)	24.88
BE	1.19 $\pm$ 0.49 (4.09)	22.06 $\pm$ 0.61 (9.20)	98.77 $\pm$ 0.41 (1.23)	91.79 $\pm$ 0.32 (2.59)	4.28	19.47 $\pm$ 2.12 (19.47)	81.45 $\pm$ 5.16 (81.45)	81.35 $\pm$ 2.76 (18.65)	75.41 $\pm$ 1.77 (19.25)	34.70
BS	5.72 $\pm$ 1.42 (0.44)	27.15 $\pm$ 1.41 (14.29)	94.29 $\pm$ 1.06 (5.71)	87.45 $\pm$ 1.06 (6.93)	6.84	29.75 $\pm$ 6.39 (29.75)	74.88 $\pm$ 3.13 (74.88)	78.34 $\pm$ 0.98 (21.66)	72.07 $\pm$ 1.25 (22.59)	37.22
SalUn	1.48 $\pm$ 0.14 (3.80)	16.19 $\pm$ 0.34 (3.33)	99.98 $\pm$ 0.01 (0.02)	93.95 $\pm$ 0.01 (0.43)	1.89	0.96 $\pm$ 0.59 (0.96)	96.43 $\pm$ 0.33 (96.43)	99.98 $\pm$ 0.01 (0.02)	94.03 $\pm$ 0.08 (0.63)	24.51
<b>20%-Data Forgetting</b>										
Retrain	5.76 $\pm$ 0.20	14.34 $\pm$ 0.40	100.00 $\pm$ 0.00	94.04 $\pm$ 0.08	0.00	0.00 $\pm$ 0.00	0.03 $\pm$ 0.01	100.00 $\pm$ 0.00	94.60 $\pm$ 0.08	0.00
FT	5.46 $\pm$ 0.42 (0.30)	11.40 $\pm$ 0.78 (2.94)	97.10 $\pm$ 0.42 (2.90)	90.32 $\pm$ 0.41 (3.72)	2.46	0.14 $\pm$ 0.13 (0.14)	0.27 $\pm$ 0.15 (0.24)	96.56 $\pm$ 1.12 (3.44)	90.62 $\pm$ 1.07 (3.98)	1.95
EU- $k$	3.08 $\pm$ 1.19 (2.68)	7.43 $\pm$ 1.20 (6.91)	96.70 $\pm$ 1.31 (3.30)	89.37 $\pm$ 1.23 (4.67)	4.39	1.76 $\pm$ 1.25 (1.76)	7.39 $\pm$ 4.89 (7.36)	95.75 $\pm$ 1.26 (4.25)	88.96 $\pm$ 1.05 (5.64)	4.75
CF- $k$	0.03 $\pm$ 0.01 (5.73)	0.68 $\pm$ 0.10 (13.66)	99.99 $\pm$ 0.00 (0.01)	94.45 $\pm$ 0.06 (0.41)	4.95	0.00 $\pm$ 0.00 (0.00)	0.00 $\pm$ 0.00 (0.03)	99.97 $\pm$ 0.01 (0.03)	94.29 $\pm$ 0.03 (0.31)	0.09
$\ell_1$ -sparse	3.83 $\pm$ 0.59 (1.93)	8.76 $\pm$ 0.92 (5.58)	97.99 $\pm$ 0.55 (2.01)	91.30 $\pm$ 0.64 (2.74)	3.06	0.07 $\pm$ 0.07 (0.07)	0.14 $\pm$ 0.14 (0.11)	97.25 $\pm$ 0.93 (2.75)	91.22 $\pm$ 0.76 (3.38)	1.58
RL	2.44 $\pm$ 0.04 (3.32)	22.21 $\pm$ 0.43 (7.87)	99.97 $\pm$ 0.00 (0.03)	93.44 $\pm$ 0.04 (0.60)	2.95	3.84 $\pm$ 2.01 (3.84)	97.54 $\pm$ 0.12 (97.51)	99.92 $\pm$ 0.01 (0.08)	93.07 $\pm$ 0.40 (1.53)	25.74
BE	11.54 $\pm$ 1.44 (5.78)	29.84 $\pm$ 1.08 (15.50)	88.20 $\pm$ 1.48 (11.80)	80.67 $\pm$ 1.35 (13.37)	11.61	25.05 $\pm$ 2.89 (25.05)	82.25 $\pm$ 4.88 (82.22)	76.88 $\pm$ 2.77 (23.12)	71.07 $\pm$ 2.46 (23.53)	38.48
BS	20.69 $\pm$ 1.59 (14.93)	32.96 $\pm$ 2.16 (18.62)	78.87 $\pm$ 1.91 (21.13)	72.23 $\pm$ 1.70 (21.81)	19.12	40.61 $\pm$ 2.26 (40.61)	75.05 $\pm$ 6.78 (75.02)	72.17 $\pm$ 1.16 (27.83)	64.53 $\pm$ 1.12 (30.07)	43.38
SalUn	1.31 $\pm$ 0.08 (4.45)	17.15 $\pm$ 0.85 (2.81)	99.98 $\pm$ 0.01 (0.02)	93.67 $\pm$ 0.17 (0.37)	1.91	2.82 $\pm$ 1.42 (2.82)	97.09 $\pm$ 0.27 (97.06)	99.95 $\pm$ 0.01 (0.05)	93.36 $\pm$ 0.38 (1.24)	25.29

## B Additional Implementation Details

For the exact unlearning method Retrain, the training process comprises 182 epochs, utilizing the SGD optimizer with a cosine-scheduled learning rate initially set to 0.1. For FT [18], RL [20], EU- $k$  [63], CF- $k$  [63], and SCRUB [36], the unlearning process takes 10 epochs, during which the optimal learning rate is searched within the range of  $[10^{-4}, 10^{-1}]$ , and  $k = 1$  is set for EU- $k$  and CF- $k$ . For  $\ell_1$ -sparse [8], the unlearning-enabled model updating process also takes 10 epochs, searching for the optimal sparse ratio in the range  $[10^{-6}, 10^{-4}]$  and exploring the most appropriate learning rate within  $[10^{-3}, 10^{-1}]$ . Regarding the method BS [64], the step size of fast gradient sign method (FGSM) is fixed at 0.1. Both BS and BE [64] undergo a 10-epoch fine-tuning process, during which the optimal learning rate is sought within the interval  $[10^{-8}, 10^{-4}]$ . Finally, for SalUn [17], we conducted a 10-epoch fine-tuning phase, exploring learning rates within the range  $[10^{-4}, 10^{-2}]$ , and investigating sparsity ratios in the range  $[0.1, 0.9]$ .

### B.1 Worst-case forget set identification in prompt-wise unlearning

In the UnlearnCanvas benchmark dataset [12] for image generation, we select 10 objects and 10 styles, leading to 100 prompt combinations. The objects include Horses, Towers, Humans, Flowers, Birds, Trees, Waterfalls, Jellyfish, Sandwiches, and Dogs, while the styles feature Crayon, Ukiyoe, Mosaic, Sketch, Dadaism, Winter, Van Gogh, Rust, Glowing Sunset, and Red Blue Ink. We target 10% of these combinations for the unlearning task.

For prompt-wise worst-case forget set identification, we utilize the Erased Stable Diffusion (ESD) method combined with SignSGD, setting a learning rate of  $10^{-5}$  for 1000 iterations when specifying (8). After identifying the worst-case forget prompts, we apply ESD again, this time with a learning rate of  $3 \times 10^{-7}$  for 1000 iterations to unlearn these prompts. During image generation, DDIM is specified using 100 time steps and a conditional scale of 7.5.

Table A2: Performance of various unlearning methods under random forget sets and worst-case forget sets on CIFAR-100 and Tiny ImageNet using ResNet-18 for forgetting ratio 10%. The result format follows Table 2.

Methods	Random Forget Set					Worst-Case Forget Set				
	UA	MIA	RA	TA	Avg. Gap	UA	MIA	RA	TA	Avg. Gap
<b>CIFAR-100</b>										
Retrain	25.06 $\pm$ 0.25	49.98 $\pm$ 0.91	99.98 $\pm$ 0.00	74.54 $\pm$ 0.07	0.00	0.13 $\pm$ 0.04	1.11 $\pm$ 0.19	99.97 $\pm$ 0.00	75.36 $\pm$ 0.31	0.00
FT	23.10 $\pm$ 0.97 (1.96)	30.47 $\pm$ 0.87 (19.51)	90.44 $\pm$ 1.19 (9.54)	64.42 $\pm$ 0.71 (10.12)	10.28	0.66 $\pm$ 0.25 (0.53)	1.08 $\pm$ 0.31 (0.03)	90.74 $\pm$ 0.54 (9.23)	65.77 $\pm$ 0.51 (9.59)	4.85
EU-k	12.55 $\pm$ 0.63 (12.51)	15.04 $\pm$ 0.84 (34.94)	87.61 $\pm$ 0.35 (12.37)	58.77 $\pm$ 0.58 (15.77)	18.90	4.23 $\pm$ 1.45 (4.10)	4.94 $\pm$ 1.64 (3.83)	86.87 $\pm$ 0.14 (13.10)	58.65 $\pm$ 0.19 (16.71)	9.44
CF-k	0.02 $\pm$ 0.02 (25.04)	2.30 $\pm$ 0.27 (47.62)	99.98 $\pm$ 0.00 (0.00)	75.34 $\pm$ 0.10 (0.80)	18.36	0.00 $\pm$ 0.00 (0.13)	0.12 $\pm$ 0.01 (0.99)	99.98 $\pm$ 0.00 (0.01)	75.22 $\pm$ 0.06 (0.14)	0.32
$\ell_1$ -sparse	27.30 $\pm$ 1.49 (2.24)	33.11 $\pm$ 1.06 (16.87)	87.17 $\pm$ 2.03 (12.81)	63.12 $\pm$ 1.49 (11.42)	10.84	1.53 $\pm$ 0.75 (1.40)	1.64 $\pm$ 0.82 (0.53)	87.19 $\pm$ 0.64 (12.78)	64.45 $\pm$ 0.45 (10.91)	6.40
RL	47.18 $\pm$ 0.00 (22.12)	91.71 $\pm$ 0.00 (41.73)	99.88 $\pm$ 0.00 (0.10)	67.31 $\pm$ 0.00 (7.23)	17.79	62.64 $\pm$ 0.00 (62.51)	97.18 $\pm$ 0.00 (96.07)	99.67 $\pm$ 0.00 (0.30)	66.22 $\pm$ 0.00 (9.14)	42.00
BE	26.39 $\pm$ 2.38 (1.33)	24.43 $\pm$ 1.51 (25.55)	76.04 $\pm$ 2.25 (23.94)	42.31 $\pm$ 1.34 (32.23)	20.76	32.10 $\pm$ 1.10 (31.97)	31.18 $\pm$ 0.72 (30.07)	78.42 $\pm$ 2.00 (21.55)	47.03 $\pm$ 1.46 (38.33)	27.98
BS	8.44 $\pm$ 0.65 (16.62)	19.24 $\pm$ 1.45 (30.74)	93.17 $\pm$ 0.59 (6.81)	62.75 $\pm$ 0.27 (11.79)	16.49	20.64 $\pm$ 0.57 (20.51)	27.10 $\pm$ 1.48 (25.99)	80.81 $\pm$ 0.31 (19.16)	52.69 $\pm$ 0.24 (22.67)	22.08
SalUn	24.22 $\pm$ 0.00 (0.84)	77.76 $\pm$ 0.00 (27.78)	99.84 $\pm$ 0.00 (0.14)	67.64 $\pm$ 0.00 (6.90)	8.92	44.76 $\pm$ 0.00 (44.63)	89.40 $\pm$ 0.00 (88.29)	99.52 $\pm$ 0.00 (0.45)	67.20 $\pm$ 0.00 (8.16)	35.38
<b>Tiny ImageNet</b>										
Retrain	36.40 $\pm$ 0.25	63.77 $\pm$ 0.02	99.98 $\pm$ 0.00	63.67 $\pm$ 0.34	0.00	0.78 $\pm$ 0.06	4.80 $\pm$ 0.25	99.98 $\pm$ 0.00	64.87 $\pm$ 0.19	0.00
FT	14.41 $\pm$ 0.24 (21.99)	25.48 $\pm$ 0.51 (38.29)	98.72 $\pm$ 0.03 (1.26)	62.01 $\pm$ 0.20 (1.66)	15.80	0.05 $\pm$ 0.00 (0.73)	0.14 $\pm$ 0.00 (4.66)	98.36 $\pm$ 0.00 (1.62)	61.87 $\pm$ 0.00 (3.00)	2.50
EU-k	16.77 $\pm$ 0.08 (19.63)	23.66 $\pm$ 0.70 (40.11)	84.48 $\pm$ 0.48 (15.50)	57.70 $\pm$ 0.42 (5.97)	20.30	0.20 $\pm$ 0.02 (0.58)	0.23 $\pm$ 0.03 (4.57)	83.59 $\pm$ 0.27 (16.39)	58.51 $\pm$ 0.34 (6.36)	6.98
CF-k	13.48 $\pm$ 0.30 (22.92)	22.49 $\pm$ 1.80 (41.28)	87.98 $\pm$ 0.59 (12.00)	60.29 $\pm$ 0.31 (3.38)	19.90	0.10 $\pm$ 0.03 (0.68)	0.11 $\pm$ 0.04 (4.69)	86.85 $\pm$ 0.21 (13.13)	60.37 $\pm$ 0.11 (4.50)	5.75
$\ell_1$ -sparse	15.19 $\pm$ 0.24 (1.21)	26.39 $\pm$ 0.54 (37.38)	98.61 $\pm$ 0.04 (1.37)	61.78 $\pm$ 0.21 (1.89)	15.46	0.11 $\pm$ 0.03 (0.67)	0.17 $\pm$ 0.05 (4.63)	98.15 $\pm$ 0.04 (1.83)	61.35 $\pm$ 0.12 (3.52)	2.66
RL	29.13 $\pm$ 0.49 (7.27)	42.62 $\pm$ 1.89 (21.15)	96.25 $\pm$ 0.09 (3.73)	58.99 $\pm$ 0.21 (4.68)	9.21	37.04 $\pm$ 0.51 (36.26)	47.84 $\pm$ 1.21 (43.04)	95.39 $\pm$ 0.08 (4.59)	56.64 $\pm$ 0.29 (8.23)	23.03
BE	47.41 $\pm$ 0.44 (11.01)	29.63 $\pm$ 0.23 (34.12)	53.14 $\pm$ 1.00 (46.84)	36.07 $\pm$ 0.41 (27.60)	29.89	29.94 $\pm$ 0.77 (29.16)	39.67 $\pm$ 7.84 (34.87)	34.66 $\pm$ 2.06 (65.32)	26.63 $\pm$ 0.27 (38.24)	41.90
BS	30.32 $\pm$ 0.91 (6.08)	25.45 $\pm$ 1.02 (38.32)	70.48 $\pm$ 0.80 (29.50)	47.00 $\pm$ 0.53 (16.67)	22.64	24.32 $\pm$ 0.63 (23.54)	14.40 $\pm$ 0.55 (9.60)	54.39 $\pm$ 0.55 (45.59)	37.54 $\pm$ 0.20 (27.33)	26.52
SalUn	26.18 $\pm$ 0.50 (10.22)	38.02 $\pm$ 1.42 (25.75)	95.90 $\pm$ 0.07 (4.08)	59.20 $\pm$ 0.16 (4.47)	11.13	25.84 $\pm$ 0.10 (25.06)	37.03 $\pm$ 0.25 (32.23)	95.94 $\pm$ 0.06 (4.04)	59.12 $\pm$ 0.15 (5.75)	16.77

Table A3: Performance of various unlearning methods under random forget sets and worst-case forget sets on CIFAR-10 using ResNet-50 and VGG-16 for forgetting ratio 10%. The result format follows Table 2.

Methods	Random Forget Set					Worst-Case Forget Set				
	UA	MIA	RA	TA	Avg. Gap	UA	MIA	RA	TA	Avg. Gap
<b>ResNet-50</b>										
Retrain	5.56 $\pm$ 0.35	11.68 $\pm$ 0.66	100.00 $\pm$ 0.00	94.17 $\pm$ 0.01	0.00	0.00 $\pm$ 0.00	0.00 $\pm$ 0.00	100.00 $\pm$ 0.00	94.04 $\pm$ 0.30	0.00
FT	4.48 $\pm$ 0.20 (1.08)	10.05 $\pm$ 0.71 (1.63)	98.13 $\pm$ 0.38 (1.87)	91.47 $\pm$ 0.23 (2.70)	1.82	0.01 $\pm$ 0.01 (0.01)	0.04 $\pm$ 0.03 (0.04)	97.55 $\pm$ 0.33 (2.45)	91.38 $\pm$ 0.49 (2.66)	1.29
EU-k	4.54 $\pm$ 0.16 (1.02)	7.94 $\pm$ 0.18 (3.74)	95.53 $\pm$ 0.21 (4.47)	87.34 $\pm$ 0.08 (6.83)	4.02	1.59 $\pm$ 0.67 (1.59)	3.68 $\pm$ 1.46 (3.68)	95.56 $\pm$ 0.47 (4.44)	87.61 $\pm$ 0.21 (6.43)	4.04
CF-k	0.01 $\pm$ 0.01 (5.55)	0.53 $\pm$ 0.06 (11.15)	100.00 $\pm$ 0.00 (0.00)	94.16 $\pm$ 0.00 (0.01)	4.18	0.00 $\pm$ 0.00 (0.00)	0.01 $\pm$ 0.01 (0.01)	99.99 $\pm$ 0.00 (0.01)	94.06 $\pm$ 0.04 (0.02)	0.01
$\ell_1$ -sparse	2.38 $\pm$ 0.12 (3.18)	7.49 $\pm$ 0.39 (4.19)	98.91 $\pm$ 0.01 (1.09)	92.53 $\pm$ 0.07 (1.64)	2.53	0.00 $\pm$ 0.00 (0.00)	0.03 $\pm$ 0.03 (0.03)	98.34 $\pm$ 0.15 (1.66)	92.08 $\pm$ 0.02 (1.96)	0.91
RL	7.24 $\pm$ 0.46 (1.68)	43.07 $\pm$ 1.11 (31.39)	99.79 $\pm$ 0.02 (0.21)	92.52 $\pm$ 0.08 (1.65)	8.73	1.01 $\pm$ 0.47 (1.01)	95.76 $\pm$ 0.86 (95.76)	99.82 $\pm$ 0.07 (0.18)	93.25 $\pm$ 0.25 (0.79)	24.44
BE	3.54 $\pm$ 0.54 (2.02)	15.70 $\pm$ 0.71 (4.02)	96.36 $\pm$ 0.12 (3.64)	89.75 $\pm$ 0.10 (4.42)	3.52	19.24 $\pm$ 1.14 (19.24)	47.57 $\pm$ 0.61 (47.57)	87.59 $\pm$ 0.52 (12.41)	79.63 $\pm$ 0.39 (14.41)	23.41
BS	3.62 $\pm$ 0.52 (1.94)	10.75 $\pm$ 0.71 (0.93)	96.27 $\pm$ 0.27 (3.73)	89.72 $\pm$ 0.26 (4.25)	2.76	14.27 $\pm$ 1.13 (14.27)	37.49 $\pm$ 1.12 (37.49)	88.56 $\pm$ 0.15 (11.44)	81.18 $\pm$ 0.36 (12.86)	19.02
SalUn	1.67 $\pm$ 0.15 (3.89)	19.44 $\pm$ 1.95 (7.76)	99.94 $\pm$ 0.01 (0.06)	93.44 $\pm$ 0.07 (0.73)	3.11	0.34 $\pm$ 0.13 (0.34)	92.83 $\pm$ 0.59 (92.83)	98.99 $\pm$ 0.26 (1.01)	92.08 $\pm$ 0.20 (1.96)	24.04
<b>VGG-16</b>										
Retrain	6.76 $\pm$ 0.43	11.77 $\pm$ 0.27	99.99 $\pm$ 0.00	93.28 $\pm$ 0.15	0.00	0.01 $\pm$ 0.01	0.07 $\pm$ 0.04	99.99 $\pm$ 0.00	93.43 $\pm$ 0.13	0.00
FT	3.91 $\pm$ 0.68 (2.85)	8.75 $\pm$ 0.94 (3.02)	98.31 $\pm$ 0.35 (1.68)	90.62 $\pm$ 0.38 (2.66)	2.55	0.07 $\pm$ 0.07 (0.06)	0.28 $\pm$ 0.29 (0.21)	97.36 $\pm$ 0.45 (2.63)	90.04 $\pm$ 0.30 (3.39)	1.57
EU-k	15.79 $\pm$ 7.41 (9.03)	19.61 $\pm$ 5.29 (7.84)	83.63 $\pm$ 8.02 (16.36)	76.36 $\pm$ 6.99 (16.92)	12.54	2.25 $\pm$ 2.18 (2.24)	3.08 $\pm$ 1.86 (3.01)	83.51 $\pm$ 9.61 (16.48)	77.57 $\pm$ 7.75 (15.86)	9.40
CF-k	0.02 $\pm$ 0.00 (6.74)	0.33 $\pm$ 0.06 (11.44)	99.99 $\pm$ 0.00 (0.00)	93.59 $\pm$ 0.01 (0.31)	4.62	0.00 $\pm$ 0.00 (0.01)	0.00 $\pm$ 0.00 (0.07)	99.98 $\pm$ 0.01 (0.01)	93.54 $\pm$ 0.07 (0.11)	0.05
$\ell_1$ -sparse	4.48 $\pm$ 0.43 (2.28)	9.76 $\pm$ 0.32 (2.01)	97.68 $\pm$ 0.16 (2.31)	90.61 $\pm$ 0.13 (2.67)	2.32	0.04 $\pm$ 0.04 (0.03)	0.17 $\pm$ 0.19 (0.10)	97.56 $\pm$ 0.12 (2.43)	90.36 $\pm$ 0.15 (3.07)	1.41
RL	2.71 $\pm$ 0.29 (4.05)	14.01 $\pm$ 2.29 (2.24)	99.97 $\pm$ 0.00 (0.02)	92.92 $\pm$ 0.04 (0.36)	1.67	3.50 $\pm$ 4.09 (3.49)	95.96 $\pm$ 0.85 (95.89)	99.89 $\pm$ 0.02 (0.10)	92.65 $\pm$ 0.49 (0.78)	25.06
BE	11.73 $\pm$ 4.40 (4.97)	26.33 $\pm$ 10.56 (13.56)	88.22 $\pm$ 4.15 (11.77)	80.53 $\pm$ 3.41 (12.75)	11.01	49.28 $\pm$ 22.21 (49.27)	67.18 $\pm$ 8.23 (67.11)	77.53 $\pm$ 1.63 (22.46)	68.02 $\pm$ 3.24 (25.41)	41.06
BS	7.46 $\pm$ 3.27 (1.94)	8.61 $\pm$ 1.14 (3.16)	92.86 $\pm$ 3.01 (7.13)	84.23 $\pm$ 2.88 (9.05)	5.01	52.39 $\pm$ 31.85 (52.38)	53.78 $\pm$ 35.44 (53.71)	75.38 $\pm$ 5.55 (24.61)	65.64 $\pm$ 4.96 (27.79)	39.62
SalUn	6.38 $\pm$ 0.49 (0.38)	18.66 $\pm$ 1.66 (6.89)	99.76 $\pm$ 0.14 (0.23)	91.88 $\pm$ 0.41 (1.40)	2.22	3.21 $\pm$ 4.48 (3.20)	94.61 $\pm$ 0.26 (94.54)	99.29 $\pm$ 0.17 (0.70)	91.46 $\pm$ 0.56 (1.97)	25.10

## C Additional Experiment Results

### C.1 Additional results of Table 3

As an expansion of Table 3, **Table A1** details the performance of various approximate unlearning methods for both random and worst-case forget sets, with data forgetting ratios of 1%, 5%, 10%, and 20% on CIFAR-10. For worst-case forget sets, relabeling-free unlearning methods often follow a performance trend similar to Retrain. On the other hand, relabeling-based unlearning methods display a significant performance discrepancy from Retrain, highlighting the impact of the unlearning strategy on method efficacy.

### C.2 Additional results on CIFAR-100 and Tiny ImageNet

In **Table A2**, we present the performance of various unlearning methods under random and worst-case forget sets at a 10% forgetting data ratio on the additional datasets, CIFAR-100 [70] and Tiny ImageNet [79]. When subjected to evaluation on worst-case forget sets, relabeling-free approximate unlearning methods consistently display a performance trend akin to that of Retrain. However, in sharp contrast to their relabeling-free counterparts, relabeling-based approximate unlearning methods manifest a discernible performance gap when compared to Retrain.

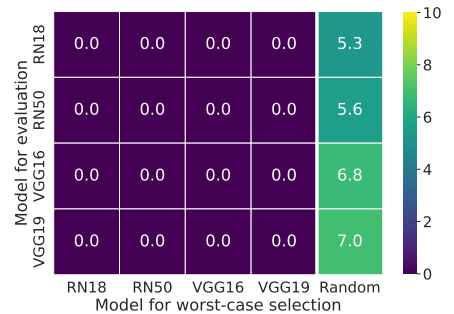


Figure A1: UA of Retrain on CIFAR-10 using various models with a forgetting ratio of 10%. The rightmost column represents UA on random forget set, while other columns depict UA on worst-case forget set.



Table A4: Performance of approximate unlearning methods under random forget set and easiest-case forget set on CIFAR-10 using ResNet-18 with forgetting ratio 10%. The result format follows Table 2.

Methods	Random Forget Set					Easiest-Case Forget Set				
	UA	MIA	RA	TA	Avg. Gap	UA	MIA	RA	TA	Avg. Gap
Retrain	5.28±0.33	12.86±0.61	100.00±0.00	94.38±0.15	0.00	43.18±1.06	67.72±0.87	100.00±0.00	93.15±0.14	0.00
Relabeling-free										
FT	5.08±0.39 (0.20)	10.96±0.38 (1.90)	97.46±0.52 (2.54)	91.02±0.36 (3.36)	2.00	28.86±0.99 (14.32)	49.39±1.83 (18.33)	98.49±0.40 (1.51)	90.90±0.43 (2.25)	9.10
EU- <i>k</i>	2.34±0.79 (2.94)	6.35±0.89 (6.51)	97.52±0.89 (2.48)	90.17±0.88 (4.21)	4.04	9.48±4.75 (33.70)	19.27±6.13 (48.45)	97.87±1.01 (2.13)	89.81±1.17 (3.34)	21.90
CF- <i>k</i>	0.02±0.02 (5.26)	0.76±0.02 (12.10)	99.98±0.00 (0.02)	94.45±0.02 (0.07)	4.36	0.10±0.03 (43.08)	3.09±0.13 (64.63)	99.99±0.00 (0.01)	94.40±0.03 (1.25)	27.24
$\ell_1$ -sparse	4.34±0.73 (0.94)	9.82±1.04 (3.04)	97.70±0.72 (2.30)	91.41±0.68 (2.97)	2.31	26.26±1.24 (16.92)	46.56±1.75 (21.16)	98.55±0.14 (1.45)	90.75±0.43 (2.40)	10.48
Relabeling-based										
RL	3.59±0.24 (1.69)	28.02±2.47 (15.16)	99.97±0.01 (0.03)	93.74±0.12 (0.64)	4.38	22.84±2.76 (20.34)	92.51±0.98 (24.79)	99.95±0.01 (0.05)	92.73±0.25 (0.42)	11.40
BE	1.19±0.49 (4.09)	22.06±0.61 (9.20)	98.77±0.41 (1.23)	91.79±0.32 (2.59)	4.28	13.21±1.48 (29.97)	33.93±3.58 (33.79)	97.19±1.59 (2.81)	88.65±1.31 (4.50)	17.77
BS	5.72±1.42 (0.44)	27.15±1.41 (14.29)	94.29±1.06 (5.71)	87.45±1.06 (6.93)	6.84	17.55±1.00 (25.63)	34.93±3.03 (32.79)	96.33±0.55 (3.67)	87.46±0.48 (5.69)	16.94
SalUn	1.48±0.14 (3.80)	16.19±0.34 (3.33)	99.98±0.01 (0.02)	93.95±0.01 (0.43)	1.89	16.76±1.71 (26.42)	88.71±0.94 (20.99)	99.95±0.01 (0.05)	92.85±0.19 (0.30)	11.94

### C.3 Additional results on different model architectures

In Table A3, we comprehensively assess the performance of diverse unlearning techniques under both random and worst-case forget sets scenarios, employing a 10% forgetting data ratio on CIFAR-10. This evaluation encompasses a broadened range of model architectures, including ResNet-50 [71] and VGG-16 [73]. When evaluating the methods on worst-case forget set, the relabeling-free approximate unlearning methods consistently exhibit a performance trend that closely resembles that of Retrain. Conversely, relabeling-based approximate unlearning methods demonstrate a notable performance discrepancy when compared to Retrain.

### C.4 Transferability of worst-case forget sets between different models and methods

In this section, we validate the transferability of worst-case forget sets across a wider range of model architectures and methods.

Concerning the transferability between models, we leverage a diverse range of models for the selection process, including ResNet-18, ResNet-50 [71], VGG-16, and VGG-19 [73]. Conversely, for the evaluation process, we employ various models and adopt Retrain as the corresponding unlearning method. The UA (unlearning accuracy) results are exhibited in Fig A1. Notably, when the worst-case forget set is selected using one model and subsequently undergoes unlearning with another model, the UA shows significantly lower than that of random forget set. This observation clearly demonstrates the transferability of worst-case forget set across diverse models.

Regarding the transferability between methods, we employ various approximate unlearning objectives in the selection process to specify the lower-level optimization problem (8), while utilizing different unlearning methods during evaluation. The UA results are illustrated in Fig A2. As evident from the figure, the columns corresponding to the four methods, FT,  $\ell_1$ -sparse, RL, and SalUn, exhibit deeper shades than the column for random, indicating lower UA values. Consequently, FT,  $\ell_1$ -sparse, RL, and SalUn are more suitable for addressing the lower-level problem.

### C.5 From worst-case unlearning to easiest-case unlearning

By considering the opposite objective function of the upper-level optimization in (3), we can obtain the problem of selecting the easiest-case forget sets through BLO (bi-level optimization):

$$\min_{\mathbf{w} \in \mathcal{S}} \sum_{\mathbf{z}_i \in \mathcal{D}} -[w_i \ell(\theta_u(\mathbf{w}); \mathbf{z}_i)] + \gamma \|\mathbf{w}\|_2^2; \text{ subject to } \theta_u(\mathbf{w}) = \arg \min_{\theta} \ell_{\text{MU}}(\theta; \mathbf{w}), \quad (14)$$

Table A4 presents the performance of identified easiest-case forget sets. We draw two observations. *First*, for Retrain, UA and MIA on easiest-case forget sets are significantly higher than those on random forget set. *Second*, for approximate unlearning methods, Avg. Gap on easiest-case forget set is much higher than that on the random forget set. This is due to the significantly lower UA of approximate unlearning methods on easiest-case forget set compared to that of

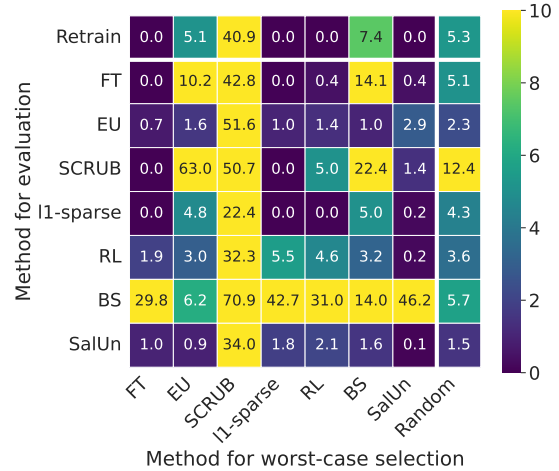


Figure A2: UA of various unlearning methods on CIFAR-10 using ResNet-18 with a forgetting ratio of 10%. The rightmost column represents UA on random forget set, while other columns depict UA on worst-case forget set.

Retrain. This suggests that the current approximate unlearning methods are not yet effective enough, even for data in easiest-case forget set, and cannot accurately forget them.

### C.6 Identifying worst-case forget set in class-wise forgetting.

Extended from data-wise forgetting, **Table A5** showcases the effectiveness of our proposal in class-wise forgetting for image classification on the ImageNet dataset [74]. Recall that the data selection variables are now interpreted as class selection variables. In this experiment, our objective is to eliminate the influence of 10% of the ImageNet classes on classification performance.

To avoid completely eliminating the prediction head for the forgetting class in the model (ResNet-18), we define a class removal as the elimination of 90% of its data points. Consistent with our previous observations in class-wise forgetting, we can observe from **Table A5** that our identified worst-case forget set constitutes a more challenging subset for the erasure of data influence as compared to random forget set, evidenced by a significant decline in UA of Retrain from 72.92% to 45.92%. A smaller reduction in MIA performance compared to data-wise forgetting suggests that class-wise forgetting presents a relatively simpler challenge. In addition, by examining the performance of representative approximate unlearning methods (FT,  $\ell_1$ -sparse, and RL), we observe that relabeling-free unlearning methods exhibit performances akin to Retrain under the worst-case forget set, whereas relabeling-based methods demonstrate substantial discrepancies in UA, consistent with our observations in **Table 3**.

Moreover, **Fig. A3** portrays the class-wise entropy for ImageNet classes within worst-case forget set in comparison to other classes. This visualization elucidates a predilection for selecting low-entropy classes as the worst-case scenarios for unlearning, suggesting that these classes are ostensibly simpler to learn. Furthermore, the worst-case forget class is primarily composed of animals and insects. In **Fig. A4**, we use t-SNE to show the relationship between worst-case classes and other classes. As we can see, the worst-case class primarily resides on the periphery of the distribution.

Table A5: Performance of various MU methods on ImageNet, ResNet-18. The content format follows **Table 3**.

Methods	UA	MIA	RA	TA	Avg. Gap
<b>Random Forget Set</b>					
Retrain	72.92	98.78	65.90	66.03	N/A
<b>Worst-Case Forget Set</b>					
Retrain	45.92 (27.00▼)	98.56 (0.22▼)	66.64 (0.74▲)	66.68 (0.65▲)	0.00
FT	36.40 (9.52)	96.71 (1.85)	65.40 (1.24)	65.73 (0.95)	3.39
$\ell_1$ -sparse	38.50 (7.42)	95.57 (2.99)	64.16 (2.48)	65.00 (1.68)	3.64
RL	99.89 (53.97)	99.01 (0.45)	39.70 (26.94)	44.04 (22.64)	26.00

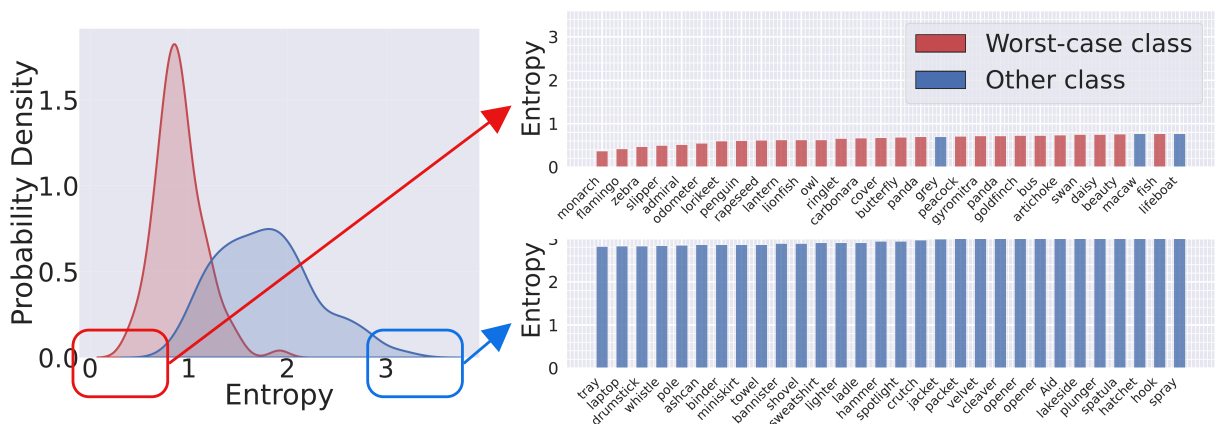


Figure A3: Average entropy of worst-case forget classes vs. that of other classes on ImageNet using ResNet-18. The number of worst-case forget classes is 100.

### C.7 Additional results of Fig. 5

In **Table A6** and **Table A7**, we present more examples using the original stable diffusion model (w/o unlearning), the unlearned diffusion model over the worst-case forgetting prompt set (Worst). For each diffusion model, images are generated based on an unlearned prompt from the worst-case forget set. It is evident that the unlearned diffusion model is still capable of generating corresponding images for prompts from the worst-case forget set.

## D Broader Impacts and Limitations

Worst-Case Forget Set represents a novel perspective in evaluating data privacy and security. This set strikes a balance between data influence erasure and model utility, offering a robust assessment of the effectiveness of existing unlearn-

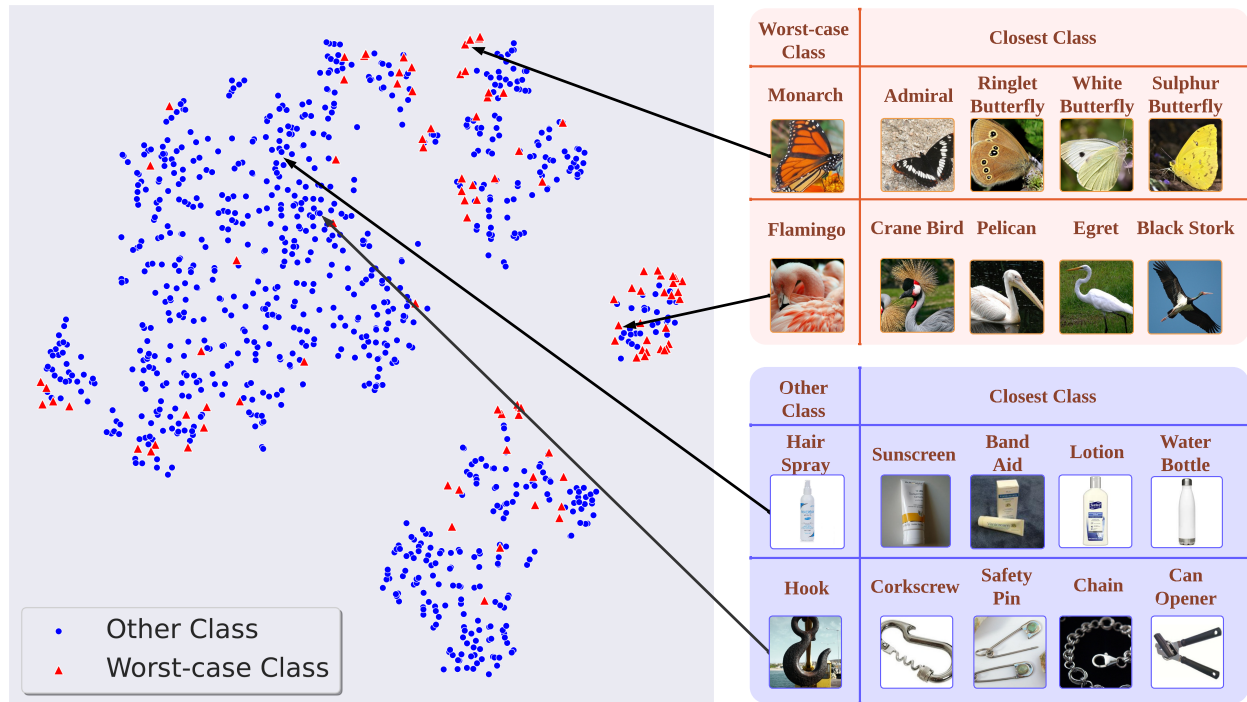


Figure A4: T-SNE for all classes in the learned feature space, with an additional display on the right side showcasing two worst-case classes and two others, along with their four closest classes.

ing methods from an adversarial standpoint. It also provides a deeper understanding of datasets from the perspective of machine unlearning.

However, it is crucial to acknowledge the limitations of worst-case forget set. While worst-case forget set has demonstrated its effectiveness in various scenarios, including data-wise, class-wise, and prompt-wise, the effectiveness of unlearning methods for language models on worst-case forget set remains an area worthy of further exploration.

Table A6: Examples of image generation using the original stable diffusion model (w/o unlearning), the unlearned diffusion model over the worst-case forgetting prompt set (Worst). For each diffusion model, images are generated based on an unlearned prompt from the worst-case forget set.

Model	Generation Condition									
$P_u^{(w)}$ : A painting of Dogs in Van Gogh Style.										
Original Diffusion Model										
Unlearned Diffusion Model (Worst)										
$P_u^{(w)}$ : A painting of Dogs in Rust Style.										
Original Diffusion Model										
Unlearned Diffusion Model (Worst)										
$P_u^{(w)}$ : A painting of Waterfalls in Rust Style.										
Original Diffusion Model										
Unlearned Diffusion Model (Worst)										
$P_u^{(w)}$ : A painting of Horses in Winter Style.										
Original Diffusion Model										
Unlearned Diffusion Model (Worst)										
$P_u^{(w)}$ : A painting of Horses in Van Gogh Style.										
Original Diffusion Model										
Unlearned Diffusion Model (Worst)										

Table A7: Examples of image generation using the original stable diffusion model (w/o unlearning), the unlearned diffusion model over the worst-case forgetting prompt set (Worst). For each diffusion model, images are generated based on an unlearned prompt from the worst-case forget set.

Model	Generation Condition									
$P_u^{(w)}$ : A painting of <b>Horses</b> in <b>Rust</b> Style.										
Original Diffusion Model										
Unlearned Diffusion Model (Worst)										
$P_u^{(w)}$ : A painting of <b>Human</b> in <b>Winter</b> Style.										
Original Diffusion Model										
Unlearned Diffusion Model (Worst)										
$P_u^{(w)}$ : A painting of <b>Human</b> in <b>Van Gogh</b> Style.										
Original Diffusion Model										
Unlearned Diffusion Model (Worst)										
$P_u^{(w)}$ : A painting of <b>Human</b> in <b>Rust</b> Style.										
Original Diffusion Model										
Unlearned Diffusion Model (Worst)										
$P_u^{(w)}$ : A painting of <b>Dogs</b> in <b>Winter</b> Style.										
Original Diffusion Model										
Unlearned Diffusion Model (Worst)										