

The Peak Frequency and Luminosity of Synchrotron Emitting Shocks: from Non-Relativistic to Ultra-Relativistic Explosions

BEN MARGALIT ¹ AND ELIOT QUATAERT ²

¹*School of Physics and Astronomy, University of Minnesota, Minneapolis, MN 55455, USA*

²*Department of Astrophysical Sciences, Princeton University, Princeton, NJ 08544, USA*

ABSTRACT

Synchrotron emission is ubiquitous in explosive astrophysical events—it is a natural byproduct of shocks formed when matter expelled by the explosion collides with ambient material. This emission is well-observed in various classes of transients, and is often interpreted within a canonical ‘equipartition’ framework that allows physical properties of the shock to be inferred from the frequency and luminosity at which the observed spectral energy distribution (SED) peaks. This framework has been remarkably successful in explaining observations of radio supernovae. It has also been used for trans-relativistic explosions, where the shock velocities approach the speed of light. However, the conventional framework does not incorporate relativistic effects. Neither does it account for thermal electrons, which have been shown to be important for high-velocity shocks. In this paper we describe a revised framework that accounts for these two effects, and is applicable to non-relativistic, trans-relativistic, and ultra-relativistic explosions. We show that accounting for these effects can dramatically change the inferred parameters of high-velocity shocks, and in particular—that the shock velocity, ambient density, and total energy are overestimated by the conventional non-relativistic framework. We delineate the phase-space where such modifications are important in terms of observationally measurable parameters. We also find a novel upper limit on the peak synchrotron luminosity of shock-powered transients, which is remarkably consistent with existing observations. Finally, we discuss a prediction of the model—that the SED will qualitatively change as a function of shock velocity—and show that this is broadly consistent with data for representative events (e.g., SN1998bw, AT2018cow, CSS161010, AT2020xnd).

Keywords: Time domain astronomy (2109); High energy astrophysics (739); Shocks (2086); Radio transient sources (2008); Supernovae (1668); Gamma-ray bursts (629);

1. INTRODUCTION

Transient astrophysical events produce emission that spans the entire electromagnetic spectrum and can be accompanied by multi-messenger counterparts in the form of neutrinos, gravitational-waves, and cosmic rays. These events are often the harbingers of extreme and energetic “explosions” such as core-collapse and thermonuclear supernovae (SNe), gamma-ray bursts (GRBs), compact object mergers, or tidal disruption events (TDEs). In these cases and in many other scenarios, the explosive event expels some material at relatively high velocities. The ejected material will in-

evitably collide with the ambient medium in the vicinity of the source and form a shock. Such shocks are well known sources of broadband synchrotron emission that can be detected at different frequencies (most commonly, in the radio).

Well-studied examples include the classes of radio SNe and GRB afterglows (e.g., Weiler et al. 2002). In both cases, it is usually assumed that observed emission is produced by a population of non-thermal relativistic electrons accelerated at the shock front through a first-order Fermi process. These electrons produce synchrotron emission by gyrating in a magnetic field that is typically assumed to be amplified self-consistently by the (collisionless) shock. This model has worked remarkably well in explaining observations of “normal” radio SNe and GRB afterglows (e.g., Chevalier 1982; Weiler et al. 1986; Chevalier 1998; Sari et al. 1998). It is also

broadly consistent with expectations from theory and kinetic simulations (e.g., Bell 1978; Blandford & Eichler 1987; Blandford & Ostriker 1978; Spitkovsky 2008; Sironi & Spitkovsky 2009, 2011; Sironi et al. 2013; Park et al. 2015).

In recent years, interest in synchrotron-emitting shock-powered transients has been renewed with the discovery of a growing sample of mildly- and trans-relativistic explosions including broad-lined Ic SNe (Ic-BL) and the emerging class of Fast Blue Optical Transients (FBOTs) which are most known by their prototypical event AT2018cow (Margutti et al. 2019; Ho et al. 2019). Margalit & Quataert (2021) showed that for such events, observed synchrotron emission could instead be powered by the population of electrons that are thermalized in the post-shock region (rather than non-thermal electrons, which must undergo an additional acceleration process). This thermal-electron model reproduced well the observational data for several FBOTs (Ho et al. 2022), and is a natural expectation for shocks whose velocity exceed $\beta_{\text{sh}}c \gtrsim 0.2c$ (Margalit & Quataert 2021). The contribution of thermal electrons to observed synchrotron emission has also been discussed in the GRB literature (Giannios & Spitkovsky 2009; Warren et al. 2017; Ressler & Laskar 2017; Warren et al. 2018; Samuelsson et al. 2020; Warren et al. 2022). Still, the importance of synchrotron emission from thermal electrons in shock-powered transients is not yet widely appreciated.

In this paper, we extend our previous work (Margalit & Quataert 2021) by incorporating relativistic effects and developing an analytic formalism for shock-powered synchrotron emission (and absorption) that is correct for arbitrary shock velocities. This allows us to properly survey the full parameter-space from non-relativistic radio SNe through trans-relativistic FBOTs and SNe Ic-BL, to ultra-relativistic GRBs, all within a single framework. A particular focus of this paper is applying this formalism to describe the frequency and luminosity at which the spectral energy distribution (SED) of the resulting synchrotron emission peaks.

In a canonical paper, Chevalier (1998) showed that the radio data of typical radio SNe is consistent with a synchrotron self-absorption (SSA) model in which the SED is self-absorbed at low frequencies and the peak of the SED coincides with the SSA frequency (that is, the frequency at which the SSA optical depth is ~ 1). Furthermore, Chevalier (1998) showed that—in cases where this model applies—observations of the frequency ν_{pk} and specific luminosity $L_{\nu_{\text{pk}}}$ at which the SED peaks are sufficient to fully determine the physical properties of the shock. In particular, Chevalier (1998) show how ob-

served values of ν_{pk} , $L_{\nu_{\text{pk}}}$, and the time t at which they are observed (measured from the explosion epoch) can be used to infer the shock radius and post-shock magnetic field. These can subsequently be used to determine all other physical variables of the system, including the shock velocity, the density of the ambient medium, and the explosion energy. The method described by Chevalier (1998) has been used extensively throughout the literature, and with great success. However, this formalism is inapplicable when the shock velocities are high. In particular, the Chevalier (1998) analysis does not include relativistic corrections which are important when the proper-velocity of the shock is $(\Gamma\beta)_{\text{sh}} \gtrsim 1$. It also neglects the contribution of thermal electrons that has been shown to be important when $\beta_{\text{sh}} \gtrsim 0.2$ (Margalit & Quataert 2021). The aim of the present work is to extend this formalism such that it can be appropriately applied to shocks of arbitrary velocity.

Our primary result is a set of expressions that can be used to infer the shock velocity and ambient density from observed values of ν_{pk} , $L_{\nu_{\text{pk}}}$, and t . These can subsequently be used to find the shock radius, post-shock magnetic field, and energy (see §6 and Appendix A), and are valid for any shock velocity. We begin by presenting our formalism in §2. In §3 we describe the resulting synchrotron SEDs. The SED will appear qualitatively different depending on the shock velocity, and is separated into three regimes: (a) the SED peak is set by SSA and non-thermal (power-law) electrons dominate emission; (b) SSA governs the SED at peak but thermal electrons dominate emission at this frequency; (c) emission at the peak of the SED is optically-thin. These regimes are treated in §4.1, §4.2, and §5, respectively. We discuss implications of our results and compare to observations in §6. Finally, we summarize our findings and conclude in §7.

2. THE PHYSICAL MODEL

We follow the non-relativistic framework of Margalit & Quataert (2021), extending this model to arbitrary shock velocity. We additionally adopt a line-of-sight (LOS) approximation in which flux is considered to be dominated by material along the LOS to the source. For relativistically expanding sources, emission from different annular regions will reach the observer at different times. A complete calculation of the observed flux in this case therefore necessitates full knowledge of the shock expansion history. This has been performed numerically for the case of GRBs assuming Blandford-McKee expansion (Granot et al. 1999a,b), or as post-processing of hydrodynamic simulations (e.g., van Eerten et al. 2012). Wishing to avoid imposing any

specific expansion history (which may differ in different contexts and for different shock velocities), and in the interest of obtaining analytically-tractable results—we adopt the LOS approximation. The Doppler factor is therefore taken to be $\mathcal{D} = \Gamma$, where $\Gamma = 1/\sqrt{1 - \beta^2}$ is the Lorentz factor of post-shock emitting matter with velocity βc . The lab-frame shock radius can be expressed as

$$R = \sqrt{1 + (\Gamma\beta)_{\text{sh}}^2} (\Gamma\beta)_{\text{sh}} c\bar{t}; \quad \bar{t} \equiv \ell_{\text{dec}} t \quad (1)$$

where t is the elapsed time measured in the lab (observer) frame and $\ell_{\text{dec}} \gtrsim 1$ is a dimensionless parameter that accounts for potential deceleration of the shock. Here Γ_{sh} is the shock Lorentz factor and $\beta_{\text{sh}}c$ its corresponding velocity, and we have expressed R in terms of the proper velocity $(\Gamma\beta)_{\text{sh}} = \sqrt{\Gamma_{\text{sh}}^2 - 1}$. The shock velocity is related to the post-shock velocity via the Blandford-McKee relations (Blandford & McKee 1976; their Equation 5)¹ where we assume that the post-shock adiabatic index can be approximated by $\hat{\gamma} = (4 + \Gamma^{-1})/3$ (see Equation B16).

Equation (1) reduces to $R = \beta_{\text{sh}}c\bar{t}$ in the non-relativistic regime and to $R = 2\Gamma^2c\bar{t}$ in the ultra-relativistic limit. For $\ell_{\text{dec}} = 1$ it describes a constant velocity shock. A decelerating shock with the same instantaneous velocity would have a larger radius, and can be described by taking $\ell_{\text{dec}} \gtrsim 1$. For example, $\ell_{\text{dec}} = 8$ for an ultra-relativistic shock decelerating according to the Blandford-McKee solution and viewed along the LOS. (Sari 1997; accounting for emission off the LOS leads to an effective $\ell_{\text{dec}} \sim 3 - 7$; Sari 1998) For a Newtonian shock that expands as $R \propto t^m$ (e.g., Chevalier 1998) we instead have $\ell_{\text{dec}} = 1/m$. This implies $1 \lesssim \ell_{\text{dec}} \lesssim 3/2$ for the hydrodynamic solution described by Chevalier (1982) and $\ell_{\text{dec}} = 5/2$ for the case of a Sedov-Taylor blast-wave propagating into a constant-density medium.

The approximate adiabatic index $\hat{\gamma}$ adopted above combined with the exact Blandford-McKee solutions imply that $n' = 4\Gamma n$ for arbitrary Γ , where n' (n) is the downstream (upstream) density. The downstream energy-density is similarly given by $u' = 4\Gamma(\Gamma - 1)n\mu m_p c^2$ where μ is the mean molecular-weight, and we adopt $\mu \simeq 0.62$ appropriate for solar composition. This can be used to find the downstream electron temperature $\Theta \equiv kT'_e/m_e c^2$ via Equation (2) of Margalit & Quataert (2021) with $\Theta_0 = \epsilon_T(\mu m_p/\mu_e m_e)(\Gamma - 1)$. We assume the mean molecular weight per electron is

$\mu_e \simeq 1.18$, as expected for fully-ionized solar composition material. The equation for Θ implies that a fraction ϵ_T of the post-shock energy density is carried by thermal electrons. We similarly adopt the usual assumption that a post-shock magnetic field B is amplified such that $B^2/8\pi = \epsilon_B u'$, and that a fraction $\epsilon_e \equiv \delta\epsilon_T$ of the post-shock energy density is carried by non-thermal electrons that are accelerated into a power-law distribution $dn/d\gamma_e \propto \gamma_e^{-p}$ in electron Lorentz factor γ_e (note that B is the magnetic field in the post-shock frame; we omit the prime notation for consistency with previous work).

Based on the results of kinetic simulations (e.g., Sironi et al. 2013) we adopt the following fiducial values for the microphysical parameters described above: $\epsilon_T = 0.4$, $\epsilon_e = 0.01$ ($\delta = 0.025$), $\epsilon_B = 0.1$, and $p = 3$. This implies that 40% of the post-shock energy is carried by thermal electrons, 10% by magnetic fields, and 1% by non-thermal (power-law) accelerated electrons. The remaining $\sim 50\%$ of post-shock energy is carried by thermal and non-thermal (cosmic ray) ions. Typical kinetic simulations suggest that $\sim 10\%$ of energy goes into cosmic-ray ions and therefore that thermal ions carry $\sim 40\%$ of the post-shock energy. This situation implies approximate post-shock equilibration between electrons and ions such that $T_e \approx T_{\text{ion}}$. Considering lower values of ϵ_T would relax this assumption and generally allow for $T_e < T_{\text{ion}}$.

Following Sari et al. (1998, 1999), the flux density emitted by a “spherical” relativistic source is $F_\nu \sim \pi\Gamma R^2 I'_\nu/D_L^2$, where D_L is the luminosity distance to the source and I'_ν is the specific intensity in the source frame. The latter satisfies the radiative transfer equation $dI'_\nu/ds = j'_\nu - \alpha'_\nu I'_\nu$ where j'_ν and α'_ν are the local emissivity and absorption coefficients. The flux density estimate above is correct as long as the source is azimuthally uniform (“spherical”) within the region from which (potentially beamed) radiation reaches the observer, i.e. within an opening angle $\sim 1/\Gamma$ from the observer LOS. Therefore, even a collimated source can be considered spherical if it is expanding relativistically and its opening angle is $> 1/\Gamma$ (Sari et al. 1999). Defining the isotropic equivalent luminosity of a source as $L_\nu \equiv 4\pi D_L^2 F_\nu$, we can write

$$L_\nu \approx 4\pi^2\Gamma R^2 \frac{\langle j'_\nu \rangle}{\langle \alpha'_\nu \rangle} \left(1 - e^{-\langle \alpha'_\nu \rangle \Delta R'}\right). \quad (2)$$

Here $\Delta R' \sim R/\Gamma$ is the width of the emitting region measured in the source frame (in the observer frame, $\Delta R \sim R/\Gamma^2$), and we define an emission volume-filling factor f following Chevalier (1998) such that

$$\Delta R' \equiv 4fR/3\Gamma. \quad (3)$$

¹ This relationship is exact for arbitrary velocities and does not depend on the shock’s evolution history (in particular, it does not assume that the shock evolves according to the ultra-relativistic Blandford-McKee self-similar solution).

From hydrodynamic considerations one expects that $\Delta R' \lesssim R/4\Gamma$. We therefore adopt $f = 3/16$ as a fiducial value. The LOS averaged emissivity and absorption coefficients, $\langle j'_\nu \rangle$, $\langle \alpha'_\nu \rangle$, are described in Margalit & Quataert (2021) and include the contribution of both thermal and non-thermal (power-law) electrons. In the non-relativistic limit and with $f = 3/4$, Equation (2) reduces to Equation (21) of Margalit & Quataert (2021). In cases where only power-law electrons contribute to observed emission, it is also consistent with the estimates of Chevalier (1998) in the non-relativistic limit, and with Sari et al. (1998) in the ultra-relativistic optically-thin limit. As previously mentioned, in the relativistic case one must generally integrate the specific intensity over a surface from which all emitted photons arrive at the same time (Granot et al. 1999a,b). In Equation (2) we have instead adopted the LOS approximation and neglected this aspect for the sake of analytic tractability. The impact of this assumption will be investigated in future work.

With the assumptions above, the properties of the shock and its resulting emission can be fully specified with only two physical variables (along with several dimensionless microphysical and geometric parameters). In this paper we choose these physical variables to be the proper-velocity of the shock and the ambient (upstream) density n at the location of the shock in terms of an effective mass-loss parameter \dot{M}/v_w , such that

$$\dot{M}/v_w \equiv 4\pi\mu m_p R^2 n(R). \quad (4)$$

For reasons that will later become apparent, this parameterization is useful because the mass-loss parameter depends on the peak frequency and observed time only through the combination $\nu_{\text{pk}} t$. Note that Equation (4) is merely a parameterization choice which replaces $n \leftrightarrow \dot{M}/v_w$. In particular, our results are *not* limited to the restricted case of a steady-state wind medium, and can be applied to arbitrary density profiles.² The mass-loss parameter should therefore be viewed as only a proxy for the ambient density at the current shock location.

3. THE SPECTRAL ENERGY DISTRIBUTION

Following Chevalier (1998) we are interested in estimating physical properties of the shock in terms of the

observed frequency ν_{pk} and luminosity $L_{\nu_{\text{pk}}}$ at which the SED peaks. We assume that electrons are slow cooling at this frequency and neglect extrinsic effects on the SED such as free-free absorption. As described in §2, we extend the Chevalier (1998) model by considering both relativistic effects and the contribution of synchrotron emission from thermal electrons. The latter was shown to be important for mildly-relativistic shocks where $\beta_{\text{sh}} \gtrsim 0.2$ (Margalit & Quataert 2021), while the former is clearly relevant when $(\Gamma\beta)_{\text{sh}} \gtrsim 1$.

The unabsorbed SED is proportional to $j_\nu(\nu)$ and is intrinsically peaked at frequency $\nu_\Theta = 3\Gamma\Theta^2 eB/4\pi m_e c$ (Margalit & Quataert 2021), the frequency at which a typical thermal electron radiates most of its synchrotron power. The observed SED however will be modified due to SSA and thus does not track the emissivity at frequencies below the SSA frequency, ν_a . Two categories therefore emerge when considering the observed peak of the SED. In the first case, the intrinsic peak of the emissivity at $\nu \simeq \nu_\Theta$ is hidden due to SSA, and the observed peak of the SED occurs instead at the SSA frequency ν_a . This happens when $\nu_\Theta < \nu_a$, that is—when the SSA optical depth at frequency ν_Θ is $\tau_\Theta > 1$. The second case occurs when $\tau_\Theta < 1$ and the SSA frequency falls below the thermal frequency, $\nu_a < \nu_\Theta$. In this case the intrinsic peak of the emissivity is unabsorbed and corresponds to the observed peak of the SED ($\nu_{\text{pk}} \simeq \nu_\Theta$). The SSA optical depth is a strong function of shock velocity (Margalit & Quataert 2021), and we show in subsequent sections that the two scenarios described above are delineated by whether the velocity is smaller or larger than $(\Gamma\beta)_{\text{sh}} \sim 1$. The SSA SED can further be divided into two subcases depending on whether thermal electrons or power-law electrons dominate emission at frequency ν_{pk} . As discussed above, these two cases correspond to shock velocities above or below $(\Gamma\beta)_{\text{sh}} \sim 0.3$, respectively.

We therefore have three cases to consider overall, delineated by increasing shock velocity. Each of these cases is characterized by a qualitatively different SED. Representative SEDs for these three regimes are illustrated in Figure 1. In the left panel (case a) the shock velocity is low and $\nu_{\text{pk}} \simeq \nu_a$ with emission dominated by power-law electrons. This is the ‘standard’ case considered in the literature, corresponding to the original Chevalier (1998) analysis. The middle panel (case b) shows the SED for mildly-relativistic shocks where $\nu_{\text{pk}} \simeq \nu_a$ but emission at ν_{pk} is dominated by thermal electrons. This regime was first discussed by Margalit & Quataert (2021). Finally, the right panel (case c) shows the SED at even higher velocities (in particular, when $\Gamma\beta \gg 1$) when $\nu_a < \nu_{\text{pk}} \simeq \nu_\Theta$. In the following sections we demonstrate how the shock properties can be inferred

² One caveat to this statement is that emission is assumed to be dominated by electrons that have been swept-up by the most recent shock-doubling time. This typically requires that most of the swept-up material must be accumulated at $r \sim R$, and for a power-law density gradient $n \propto r^{-k}$, implies that $k < 3$.

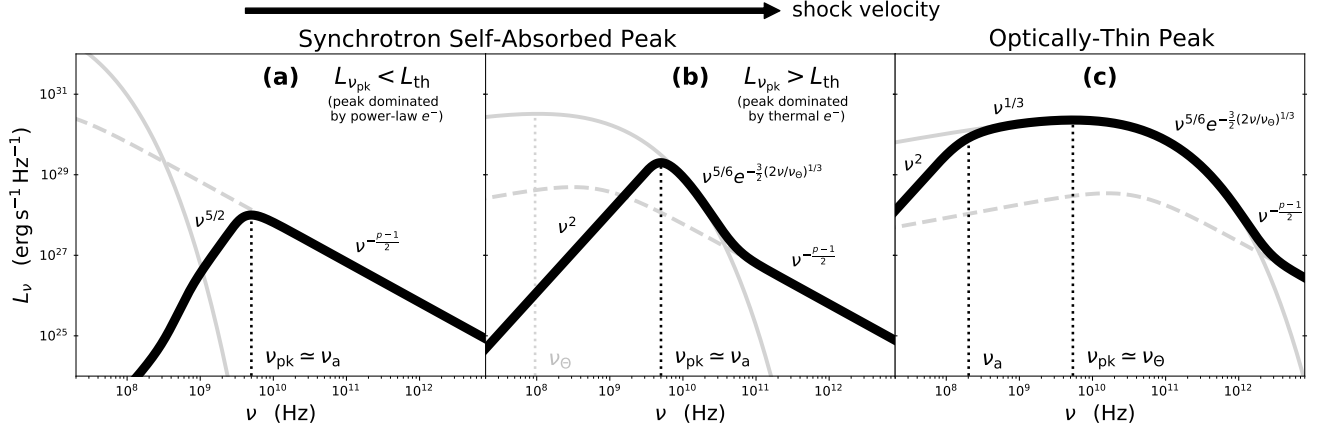


Figure 1. Representative spectral energy distributions (SEDs) for the three regimes considered in this work. The progression from left to right is a function (primarily) of the shock velocity. Solid and dashed grey curves show the emissivity contributed by the population of thermal and power-law electrons, respectively. Solid black curves show the resulting SED. The frequency scaling of L_ν is shown above each corresponding section of the SED. **(a)** For $(\Gamma\beta)_{\text{sh}} \approx 0.1$. The peak of the SED is set by synchrotron self-absorption (SSA) such that $L_{\nu_{\text{pk}}}$ is obtained at the self-absorption frequency ($\nu_{\text{pk}} \simeq \nu_a$). At low shock velocities, the emissivity at ν_{pk} is dominated by power-law electrons such that $L_{\nu_{\text{pk}}} < L_{\text{th}}$ (Equation 8). This regime corresponds to the ‘standard’ model considered in the literature (e.g., Chevalier 1998) and is discussed here in §4.1. **(b)** For $(\Gamma\beta)_{\text{sh}} \approx 0.6$. When the shock velocity is higher (typically mildly or trans-relativistic) then the SED peak is still governed by SSA, however emission at frequency ν_{pk} is now dominated by thermal electrons. This is true when $L_{\nu_{\text{pk}}} > L_{\text{th}}$ (Equation 8). This regime implies a potentially steep spectral slope at frequencies slightly above ν_{pk} . At higher frequencies power-law electrons again dominate the emissivity and the spectral slope reverts the standard predictions (see Margalit & Quataert 2021 for more details). **(c)** For $(\Gamma\beta)_{\text{sh}} \approx 3$. For ultra-relativistic shocks the SSA frequency falls below the peak of the emissivity ($\nu_a < \nu_\Theta$) and the SED peaks at the latter frequency ($\nu_{\text{pk}} \simeq \nu_\Theta$). Emission at ν_{pk} is again dominated by thermal electrons, and this regime is discussed in §5.

from observations of ν_{pk} and $L_{\nu_{\text{pk}}}$. In doing so, we separate our discussion based on the three regimes discussed above: §4.1 considers case (a); §4.2 treats case (b); and §5 focuses on case (c).

4. SYNCHROTRON SELF-ABSORBED PEAK:

$$(\Gamma\beta)_{\text{SH}} \ll \lesssim 1$$

4.1. Power-law Electrons

Chevalier (1998) first pointed out the importance of SSA in shock-powered transients, and treated the case of a purely power-law distribution of emitting electrons. This regime corresponds to the SED illustrated in panel (a) of Figure 1. We begin by briefly recapping these results for sake of completeness. All numerical values below adopt a fiducial $p = 3$, but do not depend strongly on the power-law exponent.

In the limit $(\Gamma\beta)_{\text{sh}} \ll 1$ and when power-law electrons dominate both the emissivity and absorption coefficients, the shock velocity can be expressed as

$$(\Gamma\beta)_{\text{sh}} \simeq 0.44 \left(\frac{\epsilon_e/\epsilon_B}{0.1} \right)^{-1/19} \left(\frac{L_{\nu_{\text{pk}}}}{10^{29} \text{ erg s}^{-1} \text{ Hz}^{-1}} \right)^{9/19} \times \left(\frac{f}{3/16} \right)^{-1/19} \left(\frac{\nu_{\text{pk}} \bar{t}}{5 \text{ GHz} \times 100 \text{ d}} \right)^{-1}; \quad L_{\nu_{\text{pk}}} < L_{\text{th}}. \quad (5)$$

The condition $L_{\nu_{\text{pk}}} < L_{\text{th}}$ is equivalent to the statement that power-law electrons dominate emission at frequency $\nu_{\text{pk}} \simeq \nu_a$, and is discussed in the following subsection (see Equation 8). The mass-loss parameter can similarly be written as a function of the peak luminosity and frequency (e.g., Chevalier & Fransson 2006), giving

$$\begin{aligned} \frac{\dot{M}}{v_w} &\simeq 1.8 \times 10^{-4} \frac{M_\odot \text{ yr}^{-1}}{10^3 \text{ km s}^{-1}} \epsilon_{B,-1}^{-11/19} \epsilon_{e,-2}^{-8/19} \\ &\times \left(\frac{f}{3/16} \right)^{-8/19} \left(\frac{L_{\nu_{\text{pk}}}}{10^{29} \text{ erg s}^{-1} \text{ Hz}^{-1}} \right)^{-4/19} \\ &\times \left(\frac{\nu_{\text{pk}} \bar{t}}{5 \text{ GHz} \times 100 \text{ d}} \right)^2; \quad L_{\nu_{\text{pk}}} < L_{\text{th}}. \end{aligned} \quad (6)$$

Here and in the following we use standard notation whereby $\epsilon_{B,-1} \equiv \epsilon_B/0.1$ and $\epsilon_{e,-2} \equiv \epsilon_e/0.01$.

We note that the numerical prefactors in Equations (5,6) differ slightly from the corresponding expressions in Chevalier (1998). Specifically, the shock velocity implied by Equation (5) is $\sim 30\%$ larger than would be inferred from Equation (13) in Chevalier (1998). This is due to two factors. First, Chevalier (1998) expresses results in terms of a ‘‘peak’’ luminosity/frequency that is defined by the intersection of the optically-thin and optically-thick power-law limits, instead of using the true peak values as implied by Equation (2). This

method overestimates the peak luminosity and underestimates peak frequency.³ Second, a small multiplicative difference between the two prescriptions arises due to different treatments of the electron pitch angle. [Chevalier \(1998\)](#) sets $\sin \theta = 1$ for simplicity whereas we assume a more realistic scenario where emitting electrons are randomly oriented (see [Margalit & Quataert 2021](#)). Combining these effects, one can show that the above expressions are consistent with the [Chevalier \(1998\)](#) results if one replaces $L_{\nu_{\text{pk}}} \rightarrow 2.02L_{\nu_{\text{pk}}}$ and $\nu_{\text{pk}} \rightarrow 1.01\nu_{\text{pk}}$ in the equations of [Chevalier \(1998\)](#).

4.2. Thermal Electrons

We now turn to treating the second regime where thermal electrons dominate the emissivity and absorption coefficients at frequency ν_{pk} . This corresponds to the SED pictured in panel (b) of Figure 1.

In this scenario, Equation (2) can be reduced to an expression for the peak luminosity

$$L_{\nu_{\text{pk}}} \approx \frac{3\pi^2\mu}{2\mu_e} m_p c^2 (1 - e^{-\tau_{\text{pk}}}) \epsilon_T (\nu_{\text{pk}} t)^2 \times \frac{\Gamma}{\Gamma + 1} \left[1 + (\Gamma\beta)_{\text{sh}}^2 \right] (\Gamma\beta)_{\text{sh}}^4, \quad (7)$$

where $\tau_{\text{pk}} \sim 1$ is the SSA optical depth at the peak frequency $\nu_{\text{pk}} \simeq \nu_a$. Thermal electrons only dominate when the shock velocity, and therefore (according to the above equation) the peak luminosity, are high. Specifically, one can use Equation (7) to find that thermal electrons dominate when $L_{\nu_{\text{pk}}} > L_{\text{th}}$, where

$$L_{\text{th}} \approx 1.7 \times 10^{28} \text{ erg s}^{-1} \text{ Hz}^{-1} \epsilon_{B,-1}^{-4/15} \epsilon_{e,-2}^{8/15} \times \left(\frac{\epsilon_T}{0.4} \right)^{-7/5} \left(\frac{f}{3/16} \right)^{4/15} \left(\frac{\nu_{\text{pk}} \bar{t}}{5 \text{ GHz} \times 100 \text{ d}} \right)^{34/15}. \quad (8)$$

This limit is obtained by requiring that $\nu_{\text{pk}} = \nu_j$, where ν_j is the frequency below which the emissivity is dominated by thermal electrons ([Margalit & Quataert 2021](#)). The dependence on ϵ_e here relies on the approximate relation $\nu_j/\nu_{\Theta} \propto (\epsilon_e/\epsilon_T)^{-0.25}$ ([Margalit & Quataert 2021](#)), and the fact that $L_{\text{th}} \propto \epsilon_e^{4/15} (\nu_j/\nu_{\Theta})^{-2(p+5)/15}$.

³ More precisely, the ‘‘peak’’ frequency ν_* as defined in [Chevalier \(1998\)](#) is related to the true peak frequency ν_{pk} via $\nu_* = \nu_{\text{pk}} \tau_{\text{pk}}^{2/(p+4)}$. The peak luminosity is similarly given by $L_{\nu_*} = L_{\nu_{\text{pk}}} \tau_{\text{pk}}^{5/(p+4)} / (1 - e^{-\tau_{\text{pk}}})$. The optical depth at peak τ_{pk} can be found by numerically solving the equation $e^{-\tau_{\text{pk}}} [(p+4)\tau_{\text{pk}} + 5] = 5$ (e.g., [Ghisellini 2013](#) § A.5). For $p = 3$, $\tau_{\text{pk}} \simeq 0.639$ and therefore $\nu_* \simeq 0.88\nu_{\text{pk}}$ and $L_{\nu_*} \simeq 1.54L_{\nu_{\text{pk}}}$.

In the limit $(\Gamma\beta)_{\text{sh}} \ll 1$, Equation (7) implies that the shock velocity is

$$(\Gamma\beta)_{\text{sh}} \approx 0.4 \left(\frac{\epsilon_T}{0.4} \right)^{-1/4} \left(\frac{L_{\nu_{\text{pk}}}}{10^{29} \text{ erg s}^{-1} \text{ Hz}^{-1}} \right)^{1/4} \times \left(\frac{\nu_{\text{pk}} \bar{t}}{5 \text{ GHz} \times 100 \text{ d}} \right)^{-1/2}; \quad L_{\nu_{\text{pk}}} > L_{\text{th}} \quad (9)$$

when thermal electrons dominate, an approximation that is typically accurate to within $\lesssim 15\%$ for $(\Gamma\beta)_{\text{sh}} \leq 1$. Note that, in contrast with the power-law electron case, here the shock velocity does not depend on ϵ_B .

The mass-loss rate can similarly be expressed as a function of the peak luminosity and $\nu_{\text{pk}} t$. In general, finding \dot{M}/v_w when thermal electrons dominate requires numerically solving a transcendental equation. However in the limit $(\Gamma\beta)_{\text{sh}} \ll 1$, the following analytic approximation holds to within a factor of a few,

$$\frac{\dot{M}}{v_w} \sim 4 \times 10^{-5} \frac{M_{\odot} \text{ yr}^{-1}}{10^3 \text{ km s}^{-1}} \epsilon_{B,-1}^{-2/3} \left(\frac{\epsilon_T}{0.4} \right)^{-11/12} \times \left(\frac{f}{3/16} \right)^{-1/3} \left(\frac{L_{\nu_{\text{pk}}}}{10^{29} \text{ erg s}^{-1} \text{ Hz}^{-1}} \right)^{-3/4} \times \left(\frac{\nu_{\text{pk}} \bar{t}}{5 \text{ GHz} \times 100 \text{ d}} \right)^{19/6}; \quad L_{\nu_{\text{pk}}} > L_{\text{th}}. \quad (10)$$

The above expression makes use of the approximate relation $\nu_{\text{pk}}/\nu_{\Theta} \propto \tau_{\Theta}^{0.2}$ from [Margalit & Quataert \(2021\)](#), where τ_{Θ} is the SSA optical depth at frequency ν_{Θ} .

We can additionally use this approximate relation along with Equation (22) of [Margalit & Quataert \(2021\)](#) to express the spectral slope of the SED at $\nu \gg \nu_{\text{pk}}$ as

$$\alpha(\nu) \equiv \left(\frac{d \ln L_{\nu}}{d \ln \nu} \right) \approx \frac{5}{6} - \tilde{\alpha}(\nu); \quad (11)$$

$$\tilde{\alpha}(\nu) \sim 3.2 \left(\frac{\nu}{\nu_{\text{pk}}} \right)^{1/3} \epsilon_{B,-1}^{-1/18} \left(\frac{\epsilon_T}{0.4} \right)^{-13/72} \left(\frac{f}{3/16} \right)^{1/18} \times \left(\frac{L_{\nu_{\text{pk}}}}{10^{29} \text{ erg s}^{-1} \text{ Hz}^{-1}} \right)^{-5/24} \left(\frac{\nu_{\text{pk}} \bar{t}}{5 \text{ GHz} \times 100 \text{ d}} \right)^{17/36}.$$

In principle, this provides a closure relation that can be tested against observed data. In practice however, this expression is only valid within a limited range of parameters where $\nu_{\Theta}, \nu_{\text{pk}} \ll \nu \ll \nu_j$. These conditions are only satisfied if both $1 \ll 4\tilde{\alpha}(\nu)^3 \ll 380 (\delta/0.025)^{-1/4}$ and $\nu \gg \nu_{\text{pk}}$. For the fiducial parameters above, these conditions are not met (the first condition is analogous to the requirement $L_{\text{th}} \ll L_{\nu_{\text{pk}}} \ll L_{\text{crit}}$; Figure 2 shows that this is rarely satisfied).

4.3. The Phase-Space

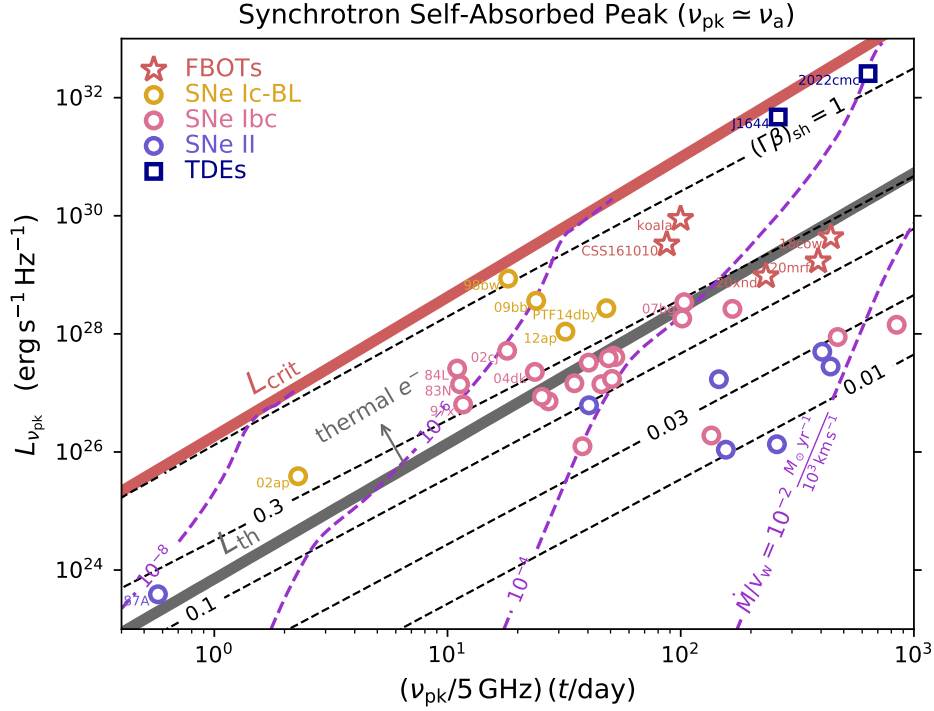


Figure 2. Phase-space of shock-powered synchrotron transients delineated in terms of the frequency ν_{pk} and specific luminosity $L_{\nu_{\text{pk}}}$ at which the spectral energy distribution (SED) peaks at time t : here, showing the regime where synchrotron self-absorption (SSA) sets these peak properties (such that $\nu_{\text{pk}} \simeq \nu_a$). Dashed black lines show contours of constant shock four-velocity $(\Gamma\beta)_{\text{sh}}$, and dashed purple curves show contours along which the mass-loss parameter \dot{M}/v_w is constant (this is related to the density ahead of the shock through Equations 1,4). Below the solid grey curve, $L_{\nu_{\text{pk}}} < L_{\text{th}}$ (Equation 8) and power-law electrons dominate the emissivity at frequency ν_{pk} (§4.1). In this case, and when $(\Gamma\beta)_{\text{sh}} \ll 1$, the results are consistent with the original analysis of Chevalier (1998), and the SED takes the form shown in Figure 1 panel (a). Alternatively, when $L_{\nu_{\text{pk}}} \gtrsim L_{\text{th}}$ then thermal post-shock electrons dominate the synchrotron emissivity at frequency ν_{pk} , and must be taken into account (§4.2; Margalit & Quataert 2021). The velocity and mass-loss contours within this region differ from the power-law-electron results and imply lower densities and shock velocities than would have otherwise been inferred from the standard Chevalier (1998) relations. The radio SED within this region is also qualitatively different and follows that shown in Figure 1 panel (b). The red curve labeled L_{crit} is an upper limit on the peak luminosity that we discuss in §5 (see also Equation C23). This curve corresponds to a SSA optical depth of $\tau_{\Theta} \sim 1$ at frequency ν_{Θ} , where the unabsorbed SED peaks, and is satisfied for shocks with $(\Gamma\beta)_{\text{sh}} = (\Gamma\beta)_{\text{sh,crit}} \sim 1$. The SED of higher velocity shocks is optically-thin at peak, with $\nu_{\text{pk}} \simeq \nu_{\Theta}$. This situation is described by Figure 3. Here we have adopted fiducial values: $\epsilon_B = 0.1$, $\epsilon_T = 0.4$, $\epsilon_e = 0.01$, $p = 3$, $f = 3/16$, and $\ell_{\text{dec}} = 1$.

Figure 2 shows the phase-space of shock-powered SSA transients as a function of the frequency and specific luminosity at which the SED peaks at time t (all measured in the observer frame). It accounts for relativistic effects as well as the contribution of thermal electrons—elements that are crucially important when considering high-velocity shocks. A plot of this kind was first introduced by Chevalier (1998) for non-relativistic shocks (without thermal electrons), and is widely used in analyses of radio transients. Its power derives from the fact that it allows one to infer and compare physical properties of different sources as a function of purely observational parameters. In particular, the shock velocity $(\Gamma\beta)_{\text{sh}}$ can be inferred from Figure 2 using the dashed-black contours, while the upstream density (parameter-

ized via the mass-loss parameter \dot{M}/v_w ; Equation 4) can be found using the dashed-purple contours.

At low velocities, relativistic corrections and the effect of thermal electrons are negligible, and Figure 2 is consistent with the standard Chevalier (1998) plot (although with minor quantitative corrections; see 4.1). However events that fall above $L_{\nu_{\text{pk}}} > L_{\text{th}}$ (thick grey curve; Equation 8) have their peak properties dominated by synchrotron emission from the population of thermal electrons in the post-shock region. This modifies the Chevalier (1998) relationships and is most readily seen as kinks in the (purple) density curves, and an increased spacing of the shock-velocity contours (black curves).

Observed peak properties of various transients are also shown in Figure 2. Red stars denote FBOTs, circles

denote different types of SNe, and squares show jetted TDEs. A subset of these events are identified by name, adjacent to each marker. A growing number of events are found within the mildly-relativistic region where $L_{\nu_{\text{pk}}} > L_{\text{th}}$ and where our current relativistic model must be considered. In particular, we find that using the non-relativistic [Chevalier \(1998\)](#) relations overestimates both the velocity and density of such events (compare Equations 9,10 with 5,6), and we discuss some implications of this fact in §6.

The solid red curve in Figure 2 shows an upper limit on the peak luminosity that we derive in the following section. It is interesting to note that, despite spanning many orders of magnitude in both $L_{\nu_{\text{pk}}}$ and $\nu_{\text{pk}}t$, not a single event exceeds the theoretical upper limit.

5. OPTICALLY-THIN PEAK: $(\Gamma\beta)_{\text{sh}} \gg \gtrsim 1$

In the previous section we treated the case where the SED peak is set by SSA. However, for sufficiently high-velocity shocks the peak is instead determined by the intrinsic peak of the emissivity and $\nu_{\text{pk}} \simeq \nu_{\Theta}$. This occurs once the SSA optical depth at frequency ν_{Θ} drops below unity such that $\nu_a < \nu_{\Theta}$ and $L_{\nu_a} < L_{\nu_{\Theta}} \simeq L_{\nu_{\text{pk}}}$. The characteristic SED in this case is illustrated in Figure 1 panel (c). In this scenario the peak luminosity is described by optically thin emission from thermal electrons whose characteristic Lorentz factor is $\gamma_e \sim 2\Theta$, and can be written from Equation (2) as

$$L_{\nu_{\text{pk}}} \stackrel{(\Gamma\beta)_{\text{sh}} \gg 1}{\approx} \frac{4\pi^3 m_e c^2 f}{3\epsilon_B \epsilon_T^6} \left(\frac{2\sqrt{3}\mu_e m_e}{\mu m_p} \right)^7 \frac{(\nu_{\text{pk}} \bar{t})^3}{(\Gamma\beta)_{\text{sh}}^4}. \quad (12)$$

This equation is valid in the relativistic limit $(\Gamma\beta)_{\text{sh}} \gg 1$, and can be used to obtain an explicit expression for the proper-velocity of the shock

$$(\Gamma\beta)_{\text{sh}} \stackrel{(\Gamma\beta)_{\text{sh}} \gg 1}{\approx} 3.1 \epsilon_{B,-1}^{-1/4} \left(\frac{\epsilon_T}{0.4} \right)^{-3/2} \left(\frac{f}{3/16} \right)^{1/4} \times \left(\frac{L_{\nu_{\text{pk}}}}{10^{29} \text{ erg s}^{-1} \text{ Hz}^{-1}} \right)^{-1/4} \left(\frac{\nu_{\text{pk}} \bar{t}}{5 \text{ GHz} \times 100 \text{ d}} \right)^{3/4} \quad (13)$$

in the optically-thin regime. Using the fact that $\nu_{\text{pk}} \simeq \nu_{\Theta}$ and the definition of ν_{Θ} allows us to similarly express the mass-loss parameter in this regime as

$$\frac{\dot{M}}{v_w} \stackrel{(\Gamma\beta)_{\text{sh}} \gg 1}{\approx} 1.2 \times 10^{-7} \frac{M_{\odot} \text{ yr}^{-1}}{10^3 \text{ km s}^{-1}} \left(\frac{\epsilon_T}{0.4} \right)^2 \left(\frac{f}{3/16} \right)^{-1} \times \left(\frac{L_{\nu_{\text{pk}}}}{10^{29} \text{ erg s}^{-1} \text{ Hz}^{-1}} \right) \left(\frac{\nu_{\text{pk}} \bar{t}}{5 \text{ GHz} \times 100 \text{ d}} \right)^{-1}. \quad (14)$$

These expressions are relevant for ultra-relativistic shocks such as in GRBs. Emission by thermal electrons in GRBs has been investigated by several studies

in recent years ([Giannios & Spitkovsky 2009](#); [Warren et al. 2017](#); [Ressler & Laskar 2017](#); [Warren et al. 2018](#); [Samuelsson et al. 2020](#); [Warren et al. 2022](#)). Our present results add to this growing literature by providing analytic expressions that allow one to infer the shock properties from the (thermal-electron-dominated) SED peak, if a clear peak in the SED is detected. This regime may also be relevant in other astrophysical contexts as well. For example the ‘synchrotron-maser’ model for fast radio bursts (FRBs) invokes magnetized ultra-relativistic shocks as a mechanism for powering FRBs. A prediction of this model is that FRBs will be accompanied by high-energy synchrotron emission from thermal electrons behind the shock ([Lyubarsky 2014](#); [Beloborodov 2017](#); [Metzger et al. 2019](#); [Beloborodov 2020](#); [Margalit et al. 2020b,a](#)). Our present analysis would be suitable for describing such emission, albeit only if emitting electrons are slow-cooling (in the FRB context it is more likely that emission is instead fast-cooling; e.g., [Metzger et al. 2019](#)). To date, only a single FRB has an observed high-frequency counterpart that may be attributed to this model (the Galactic FRB 20200428; [Margalit et al. 2020a](#)). However future Galactic or local-Universe FRBs may increase the number of such detections.

Finally, we note the strong sensitivity on the composition of the ambient medium in the ultra-relativistic regime, namely $L_{\nu_{\text{pk}}} \propto (\mu_e/\mu)^7$. For our assumed solar composition this amounts to a factor of $(\mu_e/\mu)^7 \approx 90$. Throughout much of the literature the composition is assumed to be pure H and the mean molecular weights are implicitly taken to be $\mu = \mu_e = 1$. Equation (12) demonstrates that, at least for peak emission in the ultra-relativistic limit, even a modest change to this assumption can cause a dramatic change to the luminosity (though note that this is degenerate with ϵ_T , which may itself depend on composition).

5.1. A Limit on $L_{\nu_{\text{pk}}}$

An important consequence arises from Equations (7,12): while $L_{\nu_{\text{pk}}}$ increases as a function of $(\Gamma\beta)_{\text{sh}}$ when the shock is sub-relativistic (Equation 7), it decreases with velocity when the shock is ultra-relativistic (Equation 12). This implies that, for fixed $\nu_{\text{pk}}t$, there is a maximum attainable peak luminosity such that $L_{\nu_{\text{pk}}} \leq L_{\text{crit}}$. From the above argument it is also clear that this maximum is realized when $(\Gamma\beta)_{\text{sh}} \sim 1$. More precisely, there is a critical shock velocity $(\Gamma\beta)_{\text{sh,crit}}$ at which $L_{\nu_{\text{pk}}} = L_{\text{crit}}$. Shocks with $(\Gamma\beta)_{\text{sh}} > (\Gamma\beta)_{\text{sh,crit}}$ are characterized by an optically-thin peak (case C in Figure 1), while lower velocity shocks are SSA at peak (cases A and B in Figure 1). Expressions for $(\Gamma\beta)_{\text{sh,crit}}$ are derived in Appendix C (see Equations C20,C21).

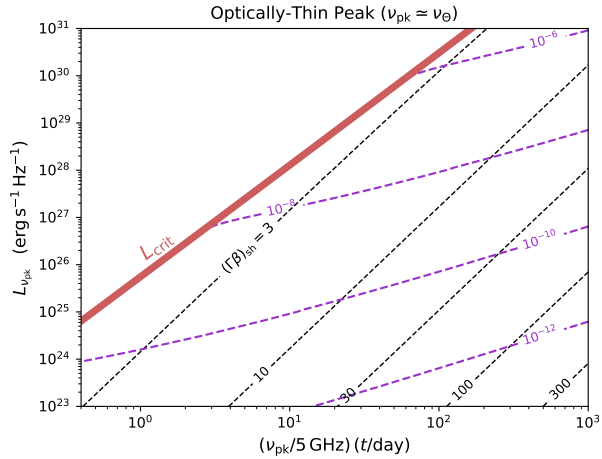


Figure 3. Same as Figure 2, but for the case where the SED peak is governed by optically-thin emission rather than SSA (that is, when $\nu_a < \nu_\Theta \simeq \nu_{\text{pk}}$; see Figure 1 panel c). This regime corresponds to $(\Gamma\beta)_{\text{sh}} > (\Gamma\beta)_{\text{sh,crit}} \sim 1$ and is relevant for relativistic shocks. See §5 for further details.

A crude estimate of the maximum peak luminosity L_{crit} that is acceptable for the fiducial parameters considered here is

$$L_{\text{crit}} \sim 10^{31} \text{ erg s}^{-1} \text{ Hz}^{-1} \epsilon_{B,-1}^{-4/15} \left(\frac{\epsilon_T}{0.4}\right)^{-13/15} \times \left(\frac{f}{3/16}\right)^{4/15} \left(\frac{\nu_{\text{pk}} \bar{t}}{5 \text{ GHz} \times 100 \text{ d}}\right)^{34/15}, \quad (15)$$

however this expression can be wildly inaccurate if $\epsilon_B \ll 0.1$, $\epsilon_T \ll 0.4$, or for extreme ranges of $\nu_{\text{pk}} \bar{t}$ (even for our fiducial parameters, it is only accurate to within a factor of a few). In Appendix C and Equations (C22,C23) we derive more accurate expressions for L_{crit} that should generally be used instead of Equation (15).

Figure 3 shows the parameter-space of relativistic shocks, where the SED peak is set by optically-thin synchrotron emission from thermal electrons. Similar to Figure (2), black dashed curves show contours of constant shock four-velocity while purple dashed curves show contours of constant mass-loss parameter. In this optically-thin regime the shock velocity increases as one moves rightwards on the diagram (towards large $\nu_{\text{pk}} \bar{t}$). This is the direct opposite of the situation in the SSA (sub-relativistic) regime shown in Figure 2. The limiting peak luminosity L_{crit} can be understood by comparing these two figures. Consider a non-relativistic shock with $(\Gamma\beta)_{\text{sh}} \ll 1$, as described by Figure 2. Now consider the change in ν_{pk} and $L_{\nu_{\text{pk}}}$ as one increases the shock velocity while keeping the mass-loss rate \dot{M}/v_w fixed. This is akin to moving upwards along a dashed-purple contour—towards higher $L_{\nu_{\text{pk}}}$. Eventually, the

peak luminosity hits the critical L_{crit} curve along which $\nu_{\text{pk}} \approx \nu_a \approx \nu_\Theta$. As one increases the shock velocity further, $\nu_a < \nu_{\text{pk}} \approx \nu_\Theta$ and the SED peak becomes governed by optically-thin emission. This situation is described by Figure 3. As can be seen, curves of constant mass-loss-rate undergo an inflection with respect to Figure 2 such that—following the same mass-loss contour and increasing the velocity now causes one to move rightwards in the diagram, and away from the limiting L_{crit} curve. The limit L_{crit} can therefore be understood as a consequence of the fact that, in the optically-thin regime, the peak frequency ν_{pk} increases with shock velocity much more rapidly than the peak luminosity does.

We conclude this section with an important note about the limiting luminosity. The luminosity L_{crit} is defined as the maximum *peak* luminosity attainable given observed values of $\nu_{\text{pk}} \bar{t}$. That is— L_{crit} is in general an upper limit on the specific luminosity at frequency ν_{pk} , where the SED peaks. When $\nu_\Theta < \nu_a \simeq \nu_{\text{pk}}$ and SSA governs the peak flux (typically for sub-relativistic velocities) then L_{crit} is also a hard limit on the specific luminosity at *any* frequency (not just at ν_{pk}). This is because the SED at low frequencies $\nu < \nu_{\text{pk}} \simeq \nu_a$ is steep ($L_\nu \propto \nu^2$ or $\nu^{5/2}$ compared with $L_{\text{crit}} \propto \nu^{34/15}$). However when $\nu_a < \nu_\Theta \simeq \nu_{\text{pk}}$ (optically-thin peak) then L_{crit} is an upper limit only on the luminosity at the peak of the SED (at frequency ν_{pk}). The specific luminosity at low frequencies $\nu \ll \nu_{\text{pk}}$ can exceed L_{crit} because the SED is relatively shallow between ν_{pk} and the SSA frequency ν_a ($L_\nu \propto \nu^{1/3}$; shallower than $L_{\text{crit}} \propto \nu^{34/15}$).

6. DISCUSSION AND IMPLICATIONS

A clear prediction of our model is that the radio SED of trans-relativistic and ultra-relativistic transients, where thermal electrons are important, should appear qualitatively different than the SED of non-relativistic shocks (Figure 1). Testing this hypothesis requires contemporaneous broadband observations with good frequency coverage. Ho et al. (2022) showed that the SEDs of the FBOTs AT2020xnd, CSS161010, and AT2018cow could be well-fit by a thermal electron model (e.g., see their Figure 11). Particularly noteworthy in this context is CSS161010 (Coppejans et al. 2020). It has one of the highest $L_{\nu_{\text{pk}}}/L_{\text{th}}$ ratios of any transient plotted in Figure 2, which implies that it should be deep within the thermal-electron-dominated regime. This event is also particularly well sampled with multi-frequency observations. As shown in Ho et al. (2022), CSS161010 is remarkably well-fit by the thermal electron model, exhibiting the hallmark $L_\nu \propto \nu^2$ SSA slope expected in this regime (at least within a spherically-symmetric one-zone model) along with an apparently

steepening optically-thin slope that is characteristic of the non-power-law electron distribution.

To further test this model, we reinterpret data for the relativistic SN1998bw (Kulkarni et al. 1998) using the model described in this paper. SN1998bw has one of the highest $L_{\nu_{\text{pk}}}/L_{\text{th}}$ ratios of any transient in our sample (see Figure 2), and is therefore a compelling test case for the thermal electron scenario. Figure 4 shows multi-epoch fits to the radio SEDs of SN1998bw over the first 40 days of its evolution. The inset shows the inferred shock velocity as a function of time, which is $(\Gamma\beta)_{\text{sh}} \approx 1$ and decreasing with time, and the mass-loss rate is $\dot{M}/v_w \sim 5 \times 10^{-7} M_{\odot} \text{ yr}^{-1}/1000 \text{ km s}^{-1}$. In this regime, thermal electrons dominate the observed emission. One can see that the thermal electron spectra provide an excellent fit to the data, further supporting this model. In fact, in reviewing the literature on SN1998bw we became aware that such a model had already been proposed for this event due to the inconsistency of the observed SED with standard power-law model predictions (Waxman & Loeb 1999). Our renewed analysis lends further support to this idea. Note that Waxman & Loeb (1999) adopted a mono-energetic electron distribution function for simplicity, while our treatment accounts for emission arising from a full thermal (Maxwell-Jüttner) distribution. The thermal distribution produces an SED that decays significantly less steeply at high frequencies (as $\propto \nu^{5/6} e^{-\frac{3}{2}(2\nu/\nu_{\Theta})^{1/3}}$, instead of $\propto \nu^{1/2} e^{-\nu/\nu_{\Theta}}$) and is therefore more broadband than that of a mono-energetic electron distribution.

We have also briefly tested this model against the SEDs of other high-velocity events shown in Figure 2. The jetted TDEs *Swift* J164449.3+573451 (J1644; Bloom et al. 2011; Zauderer et al. 2011; Berger et al. 2012; Eftekhari et al. 2018, and references therein) and AT2022cmc (Andreoni et al. 2022; Pasham et al. 2023) can be well fit by a thermal-electron SED, and we will explore the implications of this in future work. We have also tested this model against data for several “relativistic” SNe, and find that in many cases the thermal-electron model can provide adequate fits. In a few cases, however, it seems that the thermal SED does not describe the data as well as a power-law electron model (one example is SN2009bb; Soderberg et al. 2010). One possibility is that the microphysical parameters in such events differ from our fiducial values (e.g., $\epsilon_B \ll 0.1$), such that $L_{\text{th}} \gtrsim L_{\nu_{\text{pk}}}$. For SN2009bb this would require that $\epsilon_{e,-2}^{-8/15} \epsilon_{B,-1}^{4/15} (\epsilon_T/0.4)^{7/5} \ell_{\text{dec}}^{-34/15} \lesssim 0.03$. In general, the radio data for most SNe is sparse, so it is difficult to characterize the SED with great detail. As a byproduct, it is also common in many cases that the physical properties of the shock are determined by the peak of the

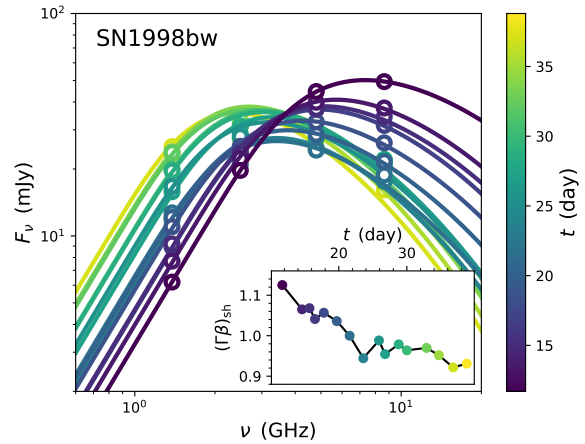


Figure 4. Multi-epoch fit to the radio SEDs of SN1998bw over the first 40 days (data from Kulkarni et al. 1998), assuming fiducial microphysical parameters (e.g., as in Figure 2). The best fit parameters imply that thermal electrons dominate emission in the observed frequency bands. It can be seen that the thermal synchrotron model provides excellent fits to the SEDs of 1998bw. The inset shows the inferred shock velocity that results from each epoch’s SED fit. This is in line with the shock velocity shown in Figure 2.

light-curve in a given band, rather than the peak of the SED. Although the two may coincide in certain cases, this need not be the case more generally. If the density profile does not follow a simple power-law, or if there is energy injection into the shock, the light-curve can have peculiar and/or non-monotonic behavior, and its peak need not coincide with the SSA frequency passing through the band. We warn against using events without a peak frequency that is well-determined from the SED in such analyses, and exclude events of this kind from our sample.

6.1. Energy

A primary impetus for this work is the increasing rate at which trans-relativistic transients are discovered. These transients are typically modeled using the canonical non-relativistic framework of Chevalier (1998). However, as shown in this work, both relativistic corrections and the contribution of thermal electrons are important when modeling trans-relativistic explosions. A major implication of our present work is that properly taking these effects into account changes the inferred physical parameters for these events.

In particular, both thermal electrons and relativistic corrections act to decrease the inferred shock velocity and mass-loss rate. A direct consequence is that the associated shock energy is reduced when including these effects. This can be seen by expressing the

post-shock energy $U = VB^2/8\pi\epsilon_B$ as a function of observed peak properties. Taking $V = 4\pi fR^3/3$ and $B \approx 3\epsilon_B^{1/2}(\dot{M}/v_w)^{1/2}/2\bar{t}$ (Equation A2) we find using Equations (5,6,9,10) that

$$U \approx 1.5 \times 10^{50} \text{ erg } \epsilon_{B,-1}^{-8/19} \epsilon_{e,-2}^{-11/19} \left(\frac{f}{3/16}\right)^{8/19} \quad (16)$$

$$\times \left(\frac{L_{\nu_{\text{pk}}}}{10^{29} \text{ erg s}^{-1} \text{ Hz}^{-1}}\right)^{23/19} \left(\frac{\nu_{\text{pk}}}{5 \text{ GHz}}\right)^{-1}; \quad L_{\nu_{\text{pk}}} < L_{\text{th}}$$

when power-law electrons dominate, while

$$U \sim 3 \times 10^{49} \text{ erg } \epsilon_{B,-1}^{-2/3} \left(\frac{\epsilon_T}{0.4}\right)^{-5/3} \left(\frac{f}{3/16}\right)^{2/3} \quad (17)$$

$$\times \left(\frac{\nu_{\text{pk}}}{5 \text{ GHz}}\right)^{5/3} \left(\frac{\bar{t}}{100 \text{ d}}\right)^{8/3}; \quad L_{\nu_{\text{pk}}} > L_{\text{th}}$$

when thermal electrons are responsible for the observed emission at frequency ν_{pk} . In the regime where it is appropriate ($L_{\nu_{\text{pk}}} > L_{\text{th}}$), Equation (17) gives a lower value of the post-shock energy than would have otherwise been inferred using the standard Chevalier (1998) model (Equation 16). In particular, the ratio of these inferred energies can be expressed as $U[\text{thermal } e^-]/U[\text{power-law } e^-] \sim (L_{\nu_{\text{pk}}}/L_{\text{th}})^{-23/19}$, with only very weak dependence on other parameters.⁴ This illustrates how the inferred energy drops when one accounts for thermal electrons in the regime $L_{\nu_{\text{pk}}} \gg L_{\text{th}}$ where they are important.

Figure 5 illustrates this point. Colored symbols show the inferred energy and shock velocity for different transients as implied by our model. Red stars show the currently known sample of FBOTs, while differently colored open circles show various SNe. Each colored point is connected to a corresponding smaller grey symbol that shows the properties that would have been inferred for the same event if relativistic corrections and thermal electrons would have been neglected (in some cases the points overlap such that the grey symbols are hidden behind the colored ones). Events that fall to the left of this plot (lower velocities) satisfy $L_{\nu_{\text{pk}}} < L_{\text{th}}$ such that their observed emission is dominated by power-law electrons and their SED will be similar to that shown in Figure 1 panel (a). Conversely, events that fall to the right of the leftmost vertical dashed-black curve have their peak emission dominated by thermal electrons ($L_{\nu_{\text{pk}}} > L_{\text{th}}$).⁵

⁴ $U[\text{thermal } e^-]/U[\text{power-law } e^-] \propto (\epsilon_B/f\nu_{\text{pk}}\bar{t})^{0.08} \epsilon_T^{0.03} \epsilon_e^{-0.07}$

⁵ The exact velocity at which $L_{\nu_{\text{pk}}} = L_{\text{th}}$ depends on $\nu_{\text{pk}}\bar{t}$ (albeit weakly; Equation 8) and will therefore vary for different events, see Figure 2. In Figure 5 we plot this transition for a representative $\nu_{\text{pk}}\bar{t} = 5 \text{ GHz} \times 100 \text{ day}$.

Figure 5 shows that while the non-relativistic power-law-electron framework of Chevalier (1998) works well for events where the shock velocity is $\lesssim 0.2c$, it is inaccurate for trans-relativistic events with higher velocity. In particular, the shock velocity and energy are overestimated by this model (compare grey points with their associated colored symbols), the latter by as much as two orders of magnitude. This discrepancy becomes more acute as one moves towards higher shock velocities and further away from the $L_{\nu_{\text{pk}}} = L_{\text{th}}$ line. This highlights the importance of considering relativistic corrections and thermal electrons when modeling such events.

We note that the discussion above applies to the physically-motivated scenario where $\epsilon_e \ll \epsilon_T \lesssim 1$ (that is, $\delta \ll 1$). A minimum on the explosion energy is often estimated by adopting ‘equipartition’ microphysical parameters instead, $\epsilon_e \sim \epsilon_B \sim \mathcal{O}(1)$. One can immediately see from Equation (16) that such values of ϵ_e and ϵ_B indeed minimize the inferred energy. In this scenario $\epsilon_e \sim \epsilon_T$ (i.e., $\delta \sim 1$), so that L_{th} is very large and there is little to no phase space in which thermal electrons dominate peak emission. That is, if power-law electrons are assumed to be in equipartition with magnetic fields and thermal electrons + ions, then $L_{\text{th}} \sim L_{\text{crit}}$ such that $L_{\nu_{\text{pk}}}$ is almost always smaller than L_{th} , and therefore Equation (16)—and not (17)—is appropriate for estimating the energy. In other words, in the equipartition scenario thermal electrons are almost never relevant, even if they are present. This implies that the standard minimum-energy estimates, which neglect thermal electrons entirely, are still valid lower-limits on U . The reduction in inferred energies when including thermal electrons that is discussed in previous paragraphs applies to the physically motivated case where $\epsilon_e \ll 1$ rather than equipartition. This would alleviate energetic constraints for more reasonable expected values of ϵ_e and ϵ_B . We also note that an equipartition argument holds true also in the case where thermal electrons are included and dominant over power-law electrons ($\epsilon_e \ll \epsilon_T$, $L_{\nu_{\text{pk}}} > L_{\text{th}}$). This can be derived from Equation (17), which again shows that U is minimized when $\epsilon_T \sim \epsilon_B \sim \mathcal{O}(1)$.

Although it is reasonable to expect that $\epsilon_e \ll \epsilon_T$, the efficiency of electron-ion equilibration is not fully understood and therefore the extent to which $\epsilon_T \sim 1$ is somewhat uncertain. Particle-in-cell simulations tend to support the idea that plasma processes can mediate efficient energy transfer between ions and electrons (Coulomb collisions are typically ineffective at this), however this may not necessarily lead to full equilibration (where the temperature of ions and electrons are the same), and the

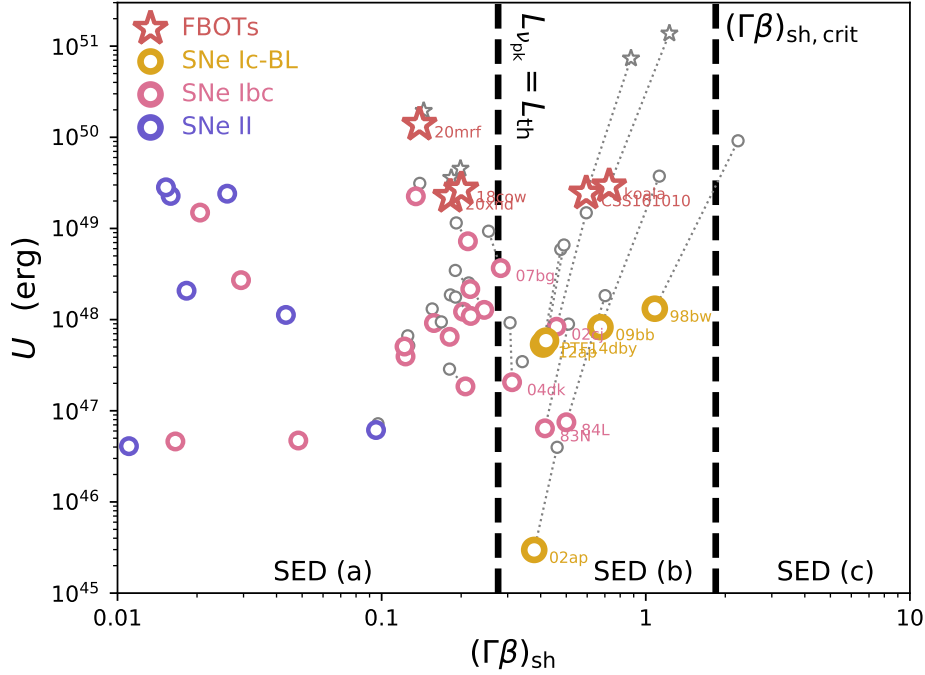


Figure 5. Post-shock energy versus shock velocity inferred from peak properties of synchrotron-powered transients. Colored symbols show results derived using the model described in this paper (different symbols and colors correspond to different classes of events). Connected grey points show the corresponding properties that would have been inferred using the commonly-adopted Chevalier (1998) model, which does not incorporate relativistic corrections or thermal electrons. These inferences overestimate the shock velocity and total energy, an effect that becomes pronounced for high-velocity explosions where $L_{\nu_{\text{pk}}} > L_{\text{th}}$ (to the right of the leftmost vertical black curve; see also Figure 2 and Equation 8). The fact that the energetic constraints on some events can be reduced by more than an order of magnitude underpins the importance of considering relativistic effects when studying trans-relativistic transients. As one moves from low to high velocities the resulting SED changes in qualitative ways that provide a consistency check on the increasing importance of thermal electrons at high shock speeds. The regimes (a), (b), and (c), denoted here correspond to the three different SEDs illustrated in Figure 1. The same fiducial microphysical and geometric parameters as in Figure 2 are adopted here.

details are still debated (e.g., Sironi et al. 2013; Tran & Sironi 2020; Raymond et al. 2023; Grosej et al. 2024).⁶

Finally, we discuss the results of Barniol Duran et al. (2013) in light of our present work. Barniol Duran et al. (2013) generalized Chevalier (1998) and similar equipartition methods (e.g., Scott & Readhead 1977) to the case of ultra-relativistic sources. In many ways this is similar to the objective of our present work. However, there are significant differences between the two analyses. First, Barniol Duran et al. (2013) assume a purely power-law electron distribution and do not incorporate the effects of thermal electrons. As we have shown here, thermal electrons are critically important in ultra-relativistic shocks as they—and not the power-law

electrons—determine the properties at the peak of the SED (see Figure 1 panel c). Second, Barniol Duran et al. (2013) express their results in terms of a dimensionless parameter $\eta \equiv \min(\nu_m/\nu_a, 1)$ that is not specified in that work. Here ν_m is the characteristic (minimum) frequency of power-law electrons, and is analogous to ν_{Θ} in the thermal electron scenario. Using the results of Barniol Duran et al. (2013) with η treated as a constant $\sim \mathcal{O}(1)$ is therefore equivalent to the assumption that the peak of the SED occurs at $\nu_{\text{pk}} \sim \nu_a$. We have shown here instead that emission at the peak of the SED is typically optically-thin for ultra-relativistic shocks. To the extent that this conclusion applies also in the purely power-law electron scenario, then one would generally expect $\nu_a \ll \nu_{\text{pk}} \simeq \nu_m$, or $\eta \gg 1$. The fact that $\eta \approx 1$, and that the value of η is not explicitly determined (it will, among other things, depend on Γ) therefore makes

⁶ Note that a strict lower limit $\epsilon_T > \mu_e m_e / \mu m_p \simeq 10^{-3}$ arises from considering the case where electrons and ions do not exchange energy at all.

it difficult to compare the Barniol Duran et al. (2013) expressions with our present results.

7. SUMMARY

In this paper we have extended the seminal work of Chevalier (1998), which considered SSA in non-relativistic shocks, to apply to shocks of arbitrary velocity. For the first time, we account for both relativistic corrections and the impact of post-shock thermal electrons with closed-form analytic expressions. These effects become significant when the shock proper-velocity exceeds $(\Gamma\beta)_{\text{sh}} \gtrsim 0.2$ (Margalit & Quataert 2021), and are particularly important when considering trans-relativistic explosions. We also treat the case where the SSA frequency falls below the intrinsic peak of the emissivity, and the observed peak emission is governed by optically-thin emission from thermal electrons. This regime occurs when $(\Gamma\beta)_{\text{sh}} > (\Gamma\beta)_{\text{sh,crit}} \sim 1$ (Equations C20,C21), and is relevant for relativistic shocks.

Our main findings can be summarized as follows:

- The physical properties of the shock can be determined from measurements of the peak frequency ν_{pk} and spectral luminosity $L_{\nu_{\text{pk}}}$ at which the synchrotron SED peaks. Technically, this relation is double-valued: observed $\{\nu_{\text{pk}}, L_{\nu_{\text{pk}}}\}$ can be interpreted as either a SSA shock with $(\Gamma\beta)_{\text{sh}} < (\Gamma\beta)_{\text{sh,crit}}$, or a higher-velocity shock with $(\Gamma\beta)_{\text{sh}} > (\Gamma\beta)_{\text{sh,crit}}$ characterized by an optically-thin peak. In practice however, it should be easy to distinguish between the two scenarios given the different SED morphology expected in either case (Figure 1).
- For shocks governed by SSA: thermal electrons dominate the emissivity and absorption at frequency ν_{pk} when $L_{\nu_{\text{pk}}} > L_{\text{th}}$ (Equation 8; solid grey curve in Figure 2). For luminous events that fall within this regime, the standard Chevalier (1998) relations (5,6) are no longer applicable. Instead, the physical properties of the shock should be estimated from Equations (9,10; see also Appendix A) or using the numerical procedure outlined in Appendix B (implemented in code available at <https://github.com/bmargalit/thermal-synchrotron-v2>).
- Accounting for thermal electrons in the SSA regime reduces the velocities and mass-loss rates with respect to what would have otherwise been inferred using the standard Chevalier (1998) formalism. This leads to a significant reduction in the implied energy of trans-relativistic explosions, which may have previously been overestimated by

as much as two orders of magnitude (Figure 5; Equations 16,17).

- A prediction of our model is that the radio SED will change qualitatively as a function of shock velocity. With increasing shock velocity, emission at ν_{pk} transitions from being synchrotron self-absorbed and governed by power-law electrons, to a SSA peak dominated by thermal electrons, and eventually to an optically-thin peak (Figure 1). This prediction can be tested with broadband observations of high-velocity events. As an example, we have modeled observations of SN1998bw and shown that the thermal electron model provides an excellent fit to the SEDs at $t \leq 40$ days (Figure 4). The SEDs of several high-velocity FBOTs have also been shown to be well-described by the thermal electron model (Ho et al. 2022; their Figure 11), lending further support to this scenario.
- There is a maximum allowed peak luminosity $L_{\nu_{\text{pk}}}$, such that $L_{\nu_{\text{pk}}} \leq L_{\text{crit}}$ (Equation C23; see also Equation 15 and Figure 2). This is a consequence of the transition between optically-thin and optically-thick emission at the peak of the SED, and is a generic feature of synchrotron shock models.⁷ While the specific luminosity at low frequencies $\nu \ll \nu_{\text{pk}}$ can exceed this limit (that is, $L_{\nu} > L_{\text{crit}}$ is possible) when peak emission is optically-thin, the *peak* luminosity should always satisfy $L_{\nu_{\text{pk}}} \leq L_{\text{crit}}$. It is interesting to note from Figure 2 that no observed event falls above this limit (red curve), despite clear observational biases towards detecting more luminous events. We argue that the limit L_{crit} that we have derived here provides a natural explanation to this fact.

We have worked here under the assumption that electrons that dominate emission at frequency ν_{pk} are slow cooling (that is, they do not lose appreciable energy throughout the duration of the observed emission). In Appendix D we derive the necessary conditions required for this assumption to be valid. The result shows that the slow-cooling assumption is typically valid in the radio band, but does not always hold at higher frequencies. In cases where electrons are fast cooling, our present results cannot be used (the shock velocity inferred from

⁷ The expression for L_{crit} is determined by properties of the thermal electron population (§5; Appendix C). However, a qualitatively similar upper limit would apply also in the (unphysical) case where thermal electrons are neglected. This gives $L_{\text{crit}} \sim 2 \times 10^{33} \text{ erg s}^{-1} \text{ Hz}^{-1} \epsilon_{e,-2}^{-2} \epsilon_{B,-1}^{-23/55} (\nu_{\text{pk}} \bar{t} / 5\text{GHz} \times 100\text{d})^{133/55}$.

the expressions in this paper would underestimate the true velocity). The upper limit $L_{\nu_{\text{pk}}} < L_{\text{crit}}$ is likely to remain valid however, since the luminosity is lowered when electrons are fast-cooling.

We also neglect external propagation effects such as free-free absorption. If free-free absorption is important, it may modify the SED peak, in which case our formalism cannot be used. This is likely only important for events where the inferred ambient densities are very large. Such events generally fall towards the bottom-right corner of Figure 2. Explosions with large velocities—which are of primary interest here—are less likely to be impacted by free-free absorption.

For the sake of clarity, we have also omitted the dependence on cosmological redshift z from our expressions, in essence assuming that $z \approx 0$. Incorporating cosmological corrections is straightforward however. One need only replace $t \rightarrow (1+z)t$ and $\nu_{\text{pk}} \rightarrow \nu_{\text{pk}}/(1+z)$ in any equation, and recall that $L_{\nu_{\text{pk}}} = 4\pi D_{\text{lum}}^2 F_{\nu_{\text{pk}}}/(1+z)$ (e.g., Hogg 1999), so that

$$L_{\nu_{\text{pk}}} \approx \frac{10^{29} \text{ erg s}^{-1} \text{ Hz}^{-1}}{1+z} \left(\frac{F_{\nu_{\text{pk}}}}{\text{mJy}} \right) \left(\frac{D_{\text{lum}}}{300 \text{ Mpc}} \right)^2. \quad (18)$$

Here D_{lum} is the luminosity distance and $F_{\nu_{\text{pk}}}$ the measured peak flux density. Conveniently, many parameters are only dependent on time and frequency through the combination $\nu_{\text{pk}}t$ which is invariant, and can therefore be calculated in any frame of reference.

Finally, we note that good spectral coverage is critical to properly diagnosing shocks within this framework. Our method relies on a reliable estimate of the frequency and luminosity at the peak of the SED, which can only be determined accurately with a well-sampled SED. In lieu of a well-sampled SED, the Chevalier (1998) methodology has often been used by substi-

tuting $\nu_{\text{pk}} \leftrightarrow \nu$ and $t \leftrightarrow t_{\text{pk}}$. That is, the method is sometimes used with an estimate of the time t_{pk} at which a single-band light-curve at some frequency ν peaks (as opposed to using the frequency ν_{pk} at which the SED peaks). This approach is only reasonable if the peak of the light-curve is set by the time at which ν_{pk} passes through the observing band. This may indeed be true in certain cases, but is not generally guaranteed. The light-curve is influenced by the uncertain ambient density profile and shock expansion/deceleration history, neither of which need be well-behaved. Using the SED peak rather than the light-curve peak sidesteps these uncertainties, and is a more robust way of using the framework. This is true both in our present work, and for the original analysis of Chevalier (1998).

The code developed in this analysis is publicly available at <https://github.com/bmargalit/thermal-synchrotron-v2>, and may be particularly useful when the analytic approximations derived in the main text are not sufficiently accurate. This code can be imported as a python module and used to infer physical properties of observed transients, for example by fitting model-generated flux densities to real data. It may also be useful for generating plots similar to Figures (2,5).

- 1 B.M. thanks Nayana A. J. for sharing a compilation
- 2 of ν_{pk} and $L_{\nu_{\text{pk}}}$ for SNe which provided a basis for
- 3 the sample of events shown in Figures 2,5. This re-
- 4 search benefited from interactions that were funded by
- 5 the Gordon and Betty Moore Foundation through Grant
- 6 GBMF5076.

Software: `numpy` (Harris et al. 2020), `scipy` (Virtanen et al. 2020), `matplotlib` (Hunter 2007).

REFERENCES

- Andreoni, I., Coughlin, M. W., Perley, D. A., et al. 2022, *Nature*, 612, 430, doi: [10.1038/s41586-022-05465-8](https://doi.org/10.1038/s41586-022-05465-8)
- Barniol Duran, R., Nakar, E., & Piran, T. 2013, *ApJ*, 772, 78, doi: [10.1088/0004-637X/772/1/78](https://doi.org/10.1088/0004-637X/772/1/78)
- Bell, A. R. 1978, *MNRAS*, 182, 147, doi: [10.1093/mnras/182.2.147](https://doi.org/10.1093/mnras/182.2.147)
- Beloborodov, A. M. 2017, *ApJL*, 843, L26, doi: [10.3847/2041-8213/aa78f3](https://doi.org/10.3847/2041-8213/aa78f3)
- . 2020, *ApJ*, 896, 142, doi: [10.3847/1538-4357/ab83eb](https://doi.org/10.3847/1538-4357/ab83eb)
- Berger, E., Zauderer, A., Pooley, G. G., et al. 2012, *ApJ*, 748, 36, doi: [10.1088/0004-637X/748/1/36](https://doi.org/10.1088/0004-637X/748/1/36)
- Blandford, R., & Eichler, D. 1987, *PhR*, 154, 1, doi: [10.1016/0370-1573\(87\)90134-7](https://doi.org/10.1016/0370-1573(87)90134-7)
- Blandford, R. D., & McKee, C. F. 1976, *Physics of Fluids*, 19, 1130, doi: [10.1063/1.861619](https://doi.org/10.1063/1.861619)
- Blandford, R. D., & Ostriker, J. P. 1978, *ApJL*, 221, L29, doi: [10.1086/182658](https://doi.org/10.1086/182658)
- Bloom, J. S., Giannios, D., Metzger, B. D., et al. 2011, *Science*, 333, 203, doi: [10.1126/science.1207150](https://doi.org/10.1126/science.1207150)
- Chevalier, R. A. 1982, *ApJ*, 259, 302, doi: [10.1086/160167](https://doi.org/10.1086/160167)
- . 1998, *ApJ*, 499, 810, doi: [10.1086/305676](https://doi.org/10.1086/305676)
- Chevalier, R. A., & Fransson, C. 2006, *ApJ*, 651, 381, doi: [10.1086/507606](https://doi.org/10.1086/507606)
- Coppejans, D. L., Margutti, R., Terreran, G., et al. 2020, *ApJL*, 895, L23, doi: [10.3847/2041-8213/ab8cc7](https://doi.org/10.3847/2041-8213/ab8cc7)

- Eftekhari, T., Berger, E., Zauderer, B. A., Margutti, R., & Alexander, K. D. 2018, *ApJ*, 854, 86, doi: [10.3847/1538-4357/aaa8e0](https://doi.org/10.3847/1538-4357/aaa8e0)
- Ghisellini, G. 2013, *Radiative Processes in High Energy Astrophysics*, Vol. 873, doi: [10.1007/978-3-319-00612-3](https://doi.org/10.1007/978-3-319-00612-3)
- Giannios, D., & Spitkovsky, A. 2009, *MNRAS*, 400, 330, doi: [10.1111/j.1365-2966.2009.15454.x](https://doi.org/10.1111/j.1365-2966.2009.15454.x)
- Granot, J., Piran, T., & Sari, R. 1999a, *ApJ*, 513, 679, doi: [10.1086/306884](https://doi.org/10.1086/306884)
- . 1999b, *ApJ*, 527, 236, doi: [10.1086/308052](https://doi.org/10.1086/308052)
- Groselj, D., Sironi, L., & Spitkovsky, A. 2024, *arXiv e-prints*, arXiv:2401.02392, doi: [10.48550/arXiv.2401.02392](https://doi.org/10.48550/arXiv.2401.02392)
- Harris, C. R., Millman, K. J., van der Walt, S. J., et al. 2020, *Nature*, 585, 357, doi: [10.1038/s41586-020-2649-2](https://doi.org/10.1038/s41586-020-2649-2)
- Ho, A. Y. Q., Phinney, E. S., Ravi, V., et al. 2019, *ApJ*, 871, 73, doi: [10.3847/1538-4357/aaf473](https://doi.org/10.3847/1538-4357/aaf473)
- Ho, A. Y. Q., Margalit, B., Bremer, M., et al. 2022, *ApJ*, 932, 116, doi: [10.3847/1538-4357/ac4e97](https://doi.org/10.3847/1538-4357/ac4e97)
- Hogg, D. W. 1999, *arXiv e-prints*, astro, doi: [10.48550/arXiv.astro-ph/9905116](https://doi.org/10.48550/arXiv.astro-ph/9905116)
- Hunter, J. D. 2007, *Computing in Science and Engineering*, 9, 90, doi: [10.1109/MCSE.2007.55](https://doi.org/10.1109/MCSE.2007.55)
- Kulkarni, S. R., Frail, D. A., Wieringa, M. H., et al. 1998, *Nature*, 395, 663, doi: [10.1038/27139](https://doi.org/10.1038/27139)
- Lyubarsky, Y. 2014, *MNRAS*, 442, L9, doi: [10.1093/mnrasl/slu046](https://doi.org/10.1093/mnrasl/slu046)
- Mahadevan, R., Narayan, R., & Yi, I. 1996, *ApJ*, 465, 327, doi: [10.1086/177422](https://doi.org/10.1086/177422)
- Margalit, B., Beniamini, P., Sridhar, N., & Metzger, B. D. 2020a, *ApJL*, 899, L27, doi: [10.3847/2041-8213/abac57](https://doi.org/10.3847/2041-8213/abac57)
- Margalit, B., Metzger, B. D., & Sironi, L. 2020b, *MNRAS*, 494, 4627, doi: [10.1093/mnras/staa1036](https://doi.org/10.1093/mnras/staa1036)
- Margalit, B., & Quataert, E. 2021, *ApJL*, 923, L14, doi: [10.3847/2041-8213/ac3d97](https://doi.org/10.3847/2041-8213/ac3d97)
- Margutti, R., Metzger, B. D., Chornock, R., et al. 2019, *ApJ*, 872, 18, doi: [10.3847/1538-4357/aafa01](https://doi.org/10.3847/1538-4357/aafa01)
- Metzger, B. D., Margalit, B., & Sironi, L. 2019, *MNRAS*, 485, 4091, doi: [10.1093/mnras/stz700](https://doi.org/10.1093/mnras/stz700)
- Park, J., Caprioli, D., & Spitkovsky, A. 2015, *PhRvL*, 114, 085003, doi: [10.1103/PhysRevLett.114.085003](https://doi.org/10.1103/PhysRevLett.114.085003)
- Pasham, D. R., Lucchini, M., Laskar, T., et al. 2023, *Nature Astronomy*, 7, 88, doi: [10.1038/s41550-022-01820-x](https://doi.org/10.1038/s41550-022-01820-x)
- Raymond, J. C., Ghavamian, P., Bohdan, A., et al. 2023, *ApJ*, 949, 50, doi: [10.3847/1538-4357/acc528](https://doi.org/10.3847/1538-4357/acc528)
- Ressler, S. M., & Laskar, T. 2017, *ApJ*, 845, 150, doi: [10.3847/1538-4357/aa8268](https://doi.org/10.3847/1538-4357/aa8268)
- Samuelsson, F., Bégué, D., Ryde, F., Pe'er, A., & Murase, K. 2020, *ApJ*, 902, 148, doi: [10.3847/1538-4357/abb60c](https://doi.org/10.3847/1538-4357/abb60c)
- Sari, R. 1997, *ApJL*, 489, L37, doi: [10.1086/310957](https://doi.org/10.1086/310957)
- . 1998, *ApJL*, 494, L49, doi: [10.1086/311160](https://doi.org/10.1086/311160)
- Sari, R., Piran, T., & Halpern, J. P. 1999, *ApJL*, 519, L17, doi: [10.1086/312109](https://doi.org/10.1086/312109)
- Sari, R., Piran, T., & Narayan, R. 1998, *ApJL*, 497, L17, doi: [10.1086/311269](https://doi.org/10.1086/311269)
- Scott, M. A., & Readhead, A. C. S. 1977, *MNRAS*, 180, 539, doi: [10.1093/mnras/180.4.539](https://doi.org/10.1093/mnras/180.4.539)
- Sironi, L., & Spitkovsky, A. 2009, *ApJ*, 698, 1523, doi: [10.1088/0004-637X/698/2/1523](https://doi.org/10.1088/0004-637X/698/2/1523)
- . 2011, *ApJ*, 726, 75, doi: [10.1088/0004-637X/726/2/75](https://doi.org/10.1088/0004-637X/726/2/75)
- Sironi, L., Spitkovsky, A., & Arons, J. 2013, *ApJ*, 771, 54, doi: [10.1088/0004-637X/771/1/54](https://doi.org/10.1088/0004-637X/771/1/54)
- Soderberg, A. M., Chakraborti, S., Pignata, G., et al. 2010, *Nature*, 463, 513, doi: [10.1038/nature08714](https://doi.org/10.1038/nature08714)
- Spitkovsky, A. 2008, *ApJL*, 682, L5, doi: [10.1086/590248](https://doi.org/10.1086/590248)
- Tran, A., & Sironi, L. 2020, *ApJL*, 900, L36, doi: [10.3847/2041-8213/abb19c](https://doi.org/10.3847/2041-8213/abb19c)
- van Eerten, H., van der Horst, A., & MacFadyen, A. 2012, *ApJ*, 749, 44, doi: [10.1088/0004-637X/749/1/44](https://doi.org/10.1088/0004-637X/749/1/44)
- Virtanen, P., Gommers, R., Oliphant, T. E., et al. 2020, *Nature Methods*, 17, 261, doi: [10.1038/s41592-019-0686-2](https://doi.org/10.1038/s41592-019-0686-2)
- Warren, D. C., Barkov, M. V., Ito, H., Nagataki, S., & Laskar, T. 2018, *MNRAS*, 480, 4060, doi: [10.1093/mnras/sty2138](https://doi.org/10.1093/mnras/sty2138)
- Warren, D. C., Dainotti, M., Barkov, M. V., et al. 2022, *ApJ*, 924, 40, doi: [10.3847/1538-4357/ac2f43](https://doi.org/10.3847/1538-4357/ac2f43)
- Warren, D. C., Ellison, D. C., Barkov, M. V., & Nagataki, S. 2017, *ApJ*, 835, 248, doi: [10.3847/1538-4357/aa56c3](https://doi.org/10.3847/1538-4357/aa56c3)
- Waxman, E., & Loeb, A. 1999, *ApJ*, 515, 721, doi: [10.1086/307066](https://doi.org/10.1086/307066)
- Weiler, K. W., Panagia, N., Montes, M. J., & Sramek, R. A. 2002, *ARA&A*, 40, 387, doi: [10.1146/annurev.astro.40.060401.093744](https://doi.org/10.1146/annurev.astro.40.060401.093744)
- Weiler, K. W., Sramek, R. A., Panagia, N., van der Hulst, J. M., & Salvati, M. 1986, *ApJ*, 301, 790, doi: [10.1086/163944](https://doi.org/10.1086/163944)
- Zauderer, B. A., Berger, E., Soderberg, A. M., et al. 2011, *Nature*, 476, 425, doi: [10.1038/nature10366](https://doi.org/10.1038/nature10366)

APPENDIX

A. EXPRESSIONS FOR ADDITIONAL PHYSICAL VARIABLES

In the following, we use our main results to explicitly write solutions to other physical variables that describe the shock and that are of general interest. We begin by treating the case where SSA sets the peak of the SED, and find analytic solutions in the approximate limit where $(\Gamma\beta)_{\text{sh}} \ll 1$. We then similarly treat the optically-thin case which is appropriate in the ultra-relativistic limit, $(\Gamma\beta)_{\text{sh}} \gg 1$.

A.1. SSA Peak

When the peak of the SED is set by SSA (cases ‘a’ and ‘b’ in Figure 1) we can use the results of §4. In the limit $(\Gamma\beta)_{\text{sh}} \ll 1$, the shock velocity is given by Equations (5,9) depending on whether power-law or thermal electrons dominate emission at frequency ν_{pk} . Using these expressions along with Equation (1), the shock velocity can be written as

$$R \approx \begin{cases} 1.1 \times 10^{17} \text{ cm} \left(\frac{\epsilon_e/\epsilon_B}{0.1} \right)^{-1/19} \left(\frac{f}{3/16} \right)^{-1/19} \left(\frac{L_{\nu_{\text{pk}}}}{10^{29} \text{ erg s}^{-1} \text{ Hz}^{-1}} \right)^{9/19} \left(\frac{\nu_{\text{pk}}}{5 \text{ GHz}} \right)^{-1} & ; L_{\nu_{\text{pk}}} < L_{\text{th}} \\ 10^{17} \text{ cm} \left(\frac{\epsilon_T}{0.4} \right)^{-1/4} \left(\frac{L_{\nu_{\text{pk}}}}{10^{29} \text{ erg s}^{-1} \text{ Hz}^{-1}} \right)^{1/4} \left(\frac{\nu_{\text{pk}}}{5 \text{ GHz}} \right)^{-1/2} \left(\frac{\bar{t}}{100 \text{ d}} \right)^{1/2} & ; L_{\nu_{\text{pk}}} > L_{\text{th}} \end{cases} \quad (\text{A1})$$

where the top ($L_{\nu_{\text{pk}}} < L_{\text{th}}$) case corresponds to the power-law-dominated regime (Chevalier 1998), and the bottom case ($L_{\nu_{\text{pk}}} > L_{\text{th}}$) corresponds to the thermal-electron-dominated scenario (Margalit & Quataert 2021). As discussed in the main text, L_{th} is the spectral luminosity that separates these two regimes (Equation 8; see also Figure 2)

Next we find the post-shock magnetic field, which is related to the mass-loss rate via

$$B = \frac{c}{R} \sqrt{8\epsilon_B (\dot{M}/v_w) \Gamma(\Gamma - 1)} \quad (\text{A2})$$

In the limit $(\Gamma\beta)_{\text{sh}} \ll 1$ this reduces to $B \approx 3\epsilon_B^{1/2} (\dot{M}/v_w)^{1/2} / 2\bar{t}$. Using this result along with the mass-loss rate as given by Equations (6,10) we find the post-shock magnetic field

$$B \approx \begin{cases} 0.58 \text{ G} \left(\frac{\epsilon_e/\epsilon_B}{0.1} \right)^{-4/19} \left(\frac{f}{3/16} \right)^{-4/19} \left(\frac{L_{\nu_{\text{pk}}}}{10^{29} \text{ erg s}^{-1} \text{ Hz}^{-1}} \right)^{-2/19} \left(\frac{\nu_{\text{pk}}}{5 \text{ GHz}} \right) & ; L_{\nu_{\text{pk}}} < L_{\text{th}} \\ 0.3 \text{ G} \epsilon_{B,-1}^{1/6} \left(\frac{\epsilon_T}{0.4} \right)^{-11/24} \left(\frac{f}{3/16} \right)^{-1/6} \left(\frac{L_{\nu_{\text{pk}}}}{10^{29} \text{ erg s}^{-1} \text{ Hz}^{-1}} \right)^{-3/8} \left(\frac{\nu_{\text{pk}}}{5 \text{ GHz}} \right)^{19/12} \left(\frac{\bar{t}}{100 \text{ d}} \right)^{7/12} & ; L_{\nu_{\text{pk}}} > L_{\text{th}} \end{cases} \quad (\text{A3})$$

in the power-law and thermal electron cases, respectively. The upstream density can similarly be derived using the mass-loss rate (Equations 6,10) along with the radius (Equation A1) and Equation (4), giving

$$n \approx \begin{cases} 680 \text{ cm}^{-3} \epsilon_{B,-1}^{-13/19} \epsilon_{e,-2}^{-6/19} \left(\frac{f}{3/16} \right)^{-6/19} \left(\frac{L_{\nu_{\text{pk}}}}{10^{29} \text{ erg s}^{-1} \text{ Hz}^{-1}} \right)^{-22/19} \left(\frac{\nu_{\text{pk}}}{5 \text{ GHz}} \right)^4 \left(\frac{\bar{t}}{100 \text{ d}} \right)^2 & ; L_{\nu_{\text{pk}}} < L_{\text{th}} \\ 200 \text{ cm}^{-3} \epsilon_{B,-1}^{1/6} \left(\frac{\epsilon_T}{0.4} \right)^{-5/12} \left(\frac{f}{3/16} \right)^{-1/3} \left(\frac{L_{\nu_{\text{pk}}}}{10^{29} \text{ erg s}^{-1} \text{ Hz}^{-1}} \right)^{-5/4} \left(\frac{\nu_{\text{pk}}}{5 \text{ GHz}} \right)^{25/6} \left(\frac{\bar{t}}{100 \text{ d}} \right)^{13/6} & ; L_{\nu_{\text{pk}}} > L_{\text{th}} \end{cases} \quad (\text{A4})$$

Finally, for the sake of completeness, we repeat the post-shock energy as given by Equations (17,16),

$$U \approx \begin{cases} 1.5 \times 10^{50} \text{ erg} \epsilon_{B,-1}^{-8/19} \epsilon_{e,-2}^{-11/19} \left(\frac{f}{3/16} \right)^{8/19} \left(\frac{L_{\nu_{\text{pk}}}}{10^{29} \text{ erg s}^{-1} \text{ Hz}^{-1}} \right)^{23/19} \left(\frac{\nu_{\text{pk}}}{5 \text{ GHz}} \right)^{-1} & ; L_{\nu_{\text{pk}}} < L_{\text{th}} \\ 3 \times 10^{49} \text{ erg} \epsilon_{B,-1}^{-2/3} \left(\frac{\epsilon_T}{0.4} \right)^{-5/3} \left(\frac{f}{3/16} \right)^{2/3} \left(\frac{\nu_{\text{pk}}}{5 \text{ GHz}} \right)^{5/3} \left(\frac{\bar{t}}{100 \text{ d}} \right)^{8/3} & ; L_{\nu_{\text{pk}}} > L_{\text{th}} \end{cases} \quad (\text{A5})$$

Note that the bottom cases in Equations (A3,A4,A5) depend on the mass-loss rate in the thermal-electron regime. The analytic expression for \dot{M}/v_w in this case (Equation 10) is an approximate relationship that is only accurate to

within a factor of a few. The magnetic field, density, and energy estimates are therefore also subject to these errors in the thermal electron scenario. These are a consequence of the transcendental nature of the equations that arise in the thermal electron case, which have no closed-form analytic solution. For analytic tractability we have adopted in the above equations an approximate solution to this transcendental equation (in particular, the equation relating the SSA frequency ν_a to the optical depth at ν_Θ , τ_Θ) as described in [Margalit & Quataert \(2021\)](#). The code we provide can obtain exact solutions to these variables (under the assumptions of the model, see §2).

A.2. Optically-Thin Peak

In the ultra-relativistic $(\Gamma\beta)_{\text{sh}} \gg 1$ limit the peak of the SED is governed by optically-thin synchrotron emission dominated by thermal electrons and the results of §5 are applicable. Using these results and Equation (1) we can express the shock radius as

$$R \approx 2.4 \times 10^{18} \text{ cm } \epsilon_{B,-1}^{-1/2} \left(\frac{\epsilon_T}{0.4}\right)^{-3} \left(\frac{f}{3/16}\right)^{1/2} \left(\frac{L_{\nu_{\text{pk}}}}{10^{29} \text{ erg s}^{-1} \text{ Hz}^{-1}}\right)^{-1/2} \left(\frac{\nu_{\text{pk}}}{5 \text{ GHz}}\right)^{3/2} \left(\frac{\bar{t}}{100 \text{ d}}\right)^{5/2}. \quad (\text{A6})$$

The post-shock magnetic field in the ultra-relativistic limit reduces to $B \approx 2\epsilon_B^{1/2}(\dot{M}/v_w)^{1/2}/(\Gamma\beta)_{\text{sh}}\bar{t}$ which, combined with Equations (13,14) gives

$$B \approx 6.5 \text{ mG } \epsilon_{B,-1}^{3/4} \left(\frac{\epsilon_T}{0.4}\right)^{5/2} \left(\frac{f}{3/16}\right)^{-3/4} \left(\frac{L_{\nu_{\text{pk}}}}{10^{29} \text{ erg s}^{-1} \text{ Hz}^{-1}}\right)^{3/4} \left(\frac{\nu_{\text{pk}}}{5 \text{ GHz}}\right)^{-5/4} \left(\frac{\bar{t}}{100 \text{ d}}\right)^{-9/4}. \quad (\text{A7})$$

The upstream density is then (Equations 4,14)

$$n \approx 9.5 \times 10^{-4} \text{ cm}^{-3} \epsilon_{B,-1} \left(\frac{\epsilon_T}{0.4}\right)^8 \left(\frac{f}{3/16}\right)^{-2} \left(\frac{L_{\nu_{\text{pk}}}}{10^{29} \text{ erg s}^{-1} \text{ Hz}^{-1}}\right)^2 \left(\frac{\nu_{\text{pk}}}{5 \text{ GHz}}\right)^{-4} \left(\frac{\bar{t}}{100 \text{ d}}\right)^{-6}. \quad (\text{A8})$$

Finally, the post-shock energy $U = fB^2R^3/6\epsilon_B$ can be expressed as

$$U \approx 1.9 \times 10^{50} \text{ erg } \epsilon_{B,-1}^{-1} \left(\frac{\epsilon_T}{0.4}\right)^{-4} \left(\frac{f}{3/16}\right) \left(\frac{\nu_{\text{pk}}}{5 \text{ GHz}}\right)^2 \left(\frac{\bar{t}}{100 \text{ d}}\right)^3, \quad (\text{A9})$$

which does not depend on the peak luminosity.

B. GENERAL SOLUTION

In the main text and the preceding Appendix we have derived analytic solutions that are appropriate in different regimes. These solutions are, in certain cases, only approximate, and are never exact at the transition between different regimes (e.g., near $L_{\nu_{\text{pk}}} \sim L_{\text{th}}$, or $L_{\nu_{\text{pk}}} \sim L_{\text{crit}}$). Here we outline a general methodology for solving for $(\Gamma\beta)_{\text{sh}}$, \dot{M}/v_w given ν_{pk} , $L_{\nu_{\text{pk}}}$, that is accurate for any set of parameters, but which generally requires a numerical procedure.

Following Equation (2), the specific luminosity at frequency ν (not necessarily the peak frequency) can be written in a general form as

$$L_\nu \left[\nu ; (\Gamma\beta)_{\text{sh}}, \dot{M}/v_w \right] = 4\pi^2 \Gamma R^2 \Delta R' \langle j'_\nu \rangle \frac{1 - e^{-\tau(\nu)}}{\tau(\nu)} = \tilde{L} \left[x I'(x) + \frac{8\pi}{\sqrt{3}} C_j(p) \delta \frac{g(\Theta)}{f(\Theta)} x^{-\frac{p-1}{2}} \right] \frac{1 - e^{-\tau(x)}}{\tau(x)}, \quad (\text{B10})$$

where

$$\tau(x) \equiv \tau_\Theta \left[\frac{I'(x)}{x} + \frac{3^{3/2}}{\pi} C_\alpha(p) \delta \frac{g(\Theta)}{f(\Theta)} x^{-\frac{p+4}{2}} \right], \quad (\text{B11})$$

is the optical depth at frequency ν , $\delta = \epsilon_e/\epsilon_T$,

$$x \equiv \frac{\nu}{\nu_\Theta} = \frac{\sqrt{2\pi} m_e c}{3e\epsilon_B^{1/2}} \left(\frac{\dot{M}}{v_w}\right)^{-1/2} \frac{\Gamma_{\text{sh}}^2 \beta_{\text{sh}}}{\Gamma^{3/2} (\Gamma - 1)^{1/2} \Theta^2} \nu \bar{t}, \quad (\text{B12})$$

is a normalized frequency, and

$$\tilde{L} \equiv \frac{4\sqrt{2}e^3 \mu_e \epsilon_B^{1/2} f}{\sqrt{3}\mu_p m_e c} \left(\frac{\dot{M}}{v_w}\right)^{3/2} f(\Theta) \Gamma^{3/2} (\Gamma - 1)^{1/2}, \quad (\text{B13})$$

$$\tau_{\Theta} \equiv \frac{\sqrt{2}\epsilon\mu_e f}{3^{5/2}\mu m_p c \epsilon_B^{1/2}} \left(\frac{\dot{M}}{v_w} \right)^{1/2} \frac{f(\Theta)}{\Theta^5} \Gamma^{-1/2} (\Gamma - 1)^{-1/2} \quad (\text{B14})$$

are functions of the shock velocity and effective mass-loss rate. In the above, $f(\Theta)$ and $g(\Theta)$ (not to be confused with the volume filling factor f) are functions of the normalized electron temperature and are given by Equations (5,8) of Margalit & Quataert (2021).⁸ The electron temperature is itself a function of the shock velocity, and is determined by Equation (2) of Margalit & Quataert (2021) with $\Theta_0 = \epsilon_T(\mu m_p/\mu_e m_e)(\Gamma - 1)$. In the limit $\Theta \gtrsim 1$ which is relevant for high-velocity shocks, $f(\Theta) \approx g(\Theta) \approx 1$. The coefficients $C_j(p)$ and $C_{\alpha}(p)$ are given by Equations (15,17) of Margalit & Quataert (2021). For $p = 3$, these attain the values $C_j = 2/3$ and $C_{\alpha} \simeq 28.6$. Finally, the function $I'(x)$ is given by Equation (13) of Margalit & Quataert (2021), and is derived in Mahadevan et al. (1996).

At the peak of the SED, $dL_{\nu}/d\nu|_{\nu_{\text{pk}}} = 0$ (by definition). Given observed values of ν_{pk} and $L_{\nu_{\text{pk}}}$, we therefore obtain a set of two equations for two variables, $(\Gamma\beta)_{\text{sh}}$, \dot{M}/v_w . They are

$$L_{\nu} \left[\nu_{\text{pk}} ; (\Gamma\beta)_{\text{sh}}, \dot{M}/v_w \right] \stackrel{!}{=} L_{\nu_{\text{pk}}} , \text{ and } \left(\frac{dL_{\nu}}{dx} \right) \left[\nu_{\text{pk}} ; (\Gamma\beta)_{\text{sh}}, \dot{M}/v_w \right] \stackrel{!}{=} 0. \quad (\text{B15})$$

In general, these equations must be solved using numerical root-finding procedures. Note that we have treated the luminosity as a function of the proper-velocity of the shock, $(\Gamma\beta)_{\text{sh}}$, whereas several of the expressions above depend instead on the Lorentz factor of post-shock material, Γ . The two are related to one-another via Equation (5) of Blandford & McKee (1976). With the effective adiabatic index $\hat{\gamma} = (4 + \Gamma^{-1})/3$, this can be rewritten as

$$(\Gamma\beta)^2 = \frac{1}{4} \left[(\Gamma\beta)_{\text{sh}}^2 - 2 + \sqrt{(\Gamma\beta)_{\text{sh}}^4 + 5(\Gamma\beta)_{\text{sh}}^2 + 4} \right], \quad (\text{B16})$$

and recall that $\Gamma = \sqrt{1 + (\Gamma\beta)^2}$. Note that $(\Gamma\beta)^2 = \frac{9}{16}(\Gamma\beta)_{\text{sh}}^2$ in the non-relativistic regime, while $(\Gamma\beta)^2 = \frac{1}{2}(\Gamma\beta)_{\text{sh}}^2$ in the ultra-relativistic case. This implies that $(\Gamma\beta)^2 \approx 0.5(\Gamma\beta)_{\text{sh}}^2$ is a reasonable approximation for any velocity.

C. CRITICAL LUMINOSITY

In the following we derive more accurate expressions for the limiting peak luminosity, L_{crit} . At the critical luminosity, emission (and absorption) at frequency ν_{pk} are dominated by thermal electrons. This implies that the terms proportional to C_j or C_{α} in Equations (B10,B11)—which represent the contributions of power-law electrons—can be neglected. The condition $dL_{\nu}/d\nu|_{\nu_{\text{pk}}} = 0$ (Equation B15) then introduces an equation relating the peak frequency x_{pk} to the optical depth at this frequency, $\tau_{\text{pk}} \equiv \tau(x_{\text{pk}})$, which can be written as

$$\frac{\tau_{\text{pk}}}{e^{\tau_{\text{pk}}} - 1} = 1 + \frac{1 + (d \ln I' / d \ln x)}{1 - (d \ln I' / d \ln x)} \Big|_{x_{\text{pk}}}. \quad (\text{C17})$$

This equation must be solved numerically. Once solved however, one can express the peak luminosity (Equation B10) as a function of a single dimensionless variable, $\tilde{\tau}_{\text{pk}} \equiv x_{\text{pk}}\tau_{\Theta} = \tau_{\text{pk}}(x_{\text{pk}})x_{\text{pk}}^2/I'(x_{\text{pk}})$ (Equation B11),

$$L_{\nu_{\text{pk}}}(\tilde{\tau}_{\text{pk}}) = \frac{2^{59/8}\pi^{17/8}}{39/16} m_e c^2 \left(\frac{\epsilon_T f}{\epsilon_B} \right)^{1/8} (\nu_{\text{pk}} \bar{t})^{17/8} \tilde{\tau}_{\text{pk}}^{-1/8} (1 - e^{-\tau_{\text{pk}}}) \left(\frac{4 - 1/\Gamma^2}{8 + 1/\Gamma^2} \beta \right)^{17/8} \Gamma^3. \quad (\text{C18})$$

Note that in the exponent, $\tau_{\text{pk}} = \tau_{\text{pk}}(\tilde{\tau}_{\text{pk}})$ through Equation (C17). The Lorentz factor of post-shock material $\Gamma = \Gamma(\tilde{\tau}_{\text{pk}})$ is also a function of $\tilde{\tau}_{\text{pk}}$ through the following relation

$$\left(\frac{4 - 1/\Gamma^2}{8 + 1/\Gamma^2} \sqrt{1 - 1/\Gamma^2} \right)^{-1/8} (\Gamma - 1) = \frac{\mu_e m_e}{\mu m_p} \left(\frac{3^{7/2} 8\pi f \nu_{\text{pk}} \bar{t}}{\epsilon_B \epsilon_T^7 \tilde{\tau}_{\text{pk}}} \right)^{1/8}. \quad (\text{C19})$$

In both Equations (C18,C19) we have implicitly assumed that $\Theta \gtrsim 1$.

⁸ Note that there was a typo in the expression for $g(\Theta)$ presented in Equation (8) of Margalit & Quataert (2021). The correct expression is $g(\Theta) = \frac{(p-1)\gamma_m}{(p-1)(\gamma_m-1)-p+2} \left(\frac{\gamma_m}{3\Theta} \right)^{p-1}$.

The maximum peak luminosity can then be calculated from Equation (C18) by finding $L_{\text{crit}} = \max_{\tilde{\tau}_{\text{pk}}} (L_{\nu_{\text{pk}}}[\tilde{\tau}_{\text{pk}}])$. When $\Gamma \gg 1$ then $L_{\nu_{\text{pk}}} \propto \tilde{\tau}_{\text{pk}}^{-1/2}(1 - e^{-\tau_{\text{pk}}})$, which peaks at $\tilde{\tau}_{\text{pk}} \simeq 0.1712$ (corresponding to $x_{\text{pk}} \simeq 1.506$, and $\tau_{\text{pk}} \simeq 0.0587$). Alternatively, when $\Gamma - 1 \ll 1$, then $L_{\nu_{\text{pk}}} \propto \tilde{\tau}_{\text{pk}}^{-4/15}(1 - e^{-\tau_{\text{pk}}})$. This peaks at $\tilde{\tau}_{\text{pk}} \simeq 2.645$ (and a corresponding $x_{\text{pk}} \simeq 2.581$, $\tau_{\text{pk}} \simeq 0.169$). With the aid of these numerical coefficients, analytic solutions may be obtained in the non-relativistic and ultra-relativistic regimes. In particular, one can calculate Γ at the critical luminosity using Equation (C19). The shock four-velocity can then be calculated using Equation (B16). Using this method, we find that the proper-velocity of the shock along the critical curve $L_{\nu_{\text{pk}}} = L_{\text{crit}}$ is

$$(\Gamma\beta)_{\text{sh,crit}} = \begin{cases} (\Gamma\beta)_{\text{sh,NR}} \equiv 1.417\epsilon_{B,-1}^{-1/15} \left(\frac{\epsilon_T}{0.4}\right)^{-7/15} \left(\frac{f}{3/16}\right)^{1/15} \left(\frac{\nu_{\text{pk}}\bar{t}}{5 \text{ GHz} \times 100 \text{ d}}\right)^{1/15} & , (\Gamma\beta)_{\text{sh,crit}} \ll 1 \\ (\Gamma\beta)_{\text{sh,UR}} \equiv 1.174\epsilon_{B,-1}^{-1/8} \left(\frac{\epsilon_T}{0.4}\right)^{-7/8} \left(\frac{f}{3/16}\right)^{1/8} \left(\frac{\nu_{\text{pk}}\bar{t}}{5 \text{ GHz} \times 100 \text{ d}}\right)^{1/8} & , (\Gamma\beta)_{\text{sh,crit}} \gg 1 \end{cases} \quad (\text{C20})$$

in the non-relativistic $(\Gamma\beta)_{\text{sh,crit}} \ll 1$ and ultra-relativistic $(\Gamma\beta)_{\text{sh,crit}} \gg 1$ limits, respectively. Clearly, neither limit is strictly appropriate for the typical parameters adopted above. This is not surprising since we expect the transition from a SSA to optically-thin peak to occur around $(\Gamma\beta)_{\text{sh}} \sim 1$. In such cases one must generally use a numerical procedure to maximize $L_{\nu_{\text{pk}}}(\tilde{\tau}_{\text{pk}})$ (Equation C18) and obtain the shock velocity using Equation (C19; in general, also using a numerical root-solving scheme). Alternatively, we find that the solution can be well-approximated by the following interpolating function,

$$(\Gamma\beta)_{\text{sh,crit}} \approx \left[(\Gamma\beta)_{\text{sh,NR}}^n + (\Gamma\beta)_{\text{sh,UR}}^n \right]^{1/n}, \quad n = 2 \quad (\text{C21})$$

with $(\Gamma\beta)_{\text{sh,NR}}$, $(\Gamma\beta)_{\text{sh,UR}}$ defined in Equation (C20) above. This approximation has a maximum error of $< 1\%$. The critical luminosity can similarly be found using the same procedure. In the non-relativistic and ultra-relativistic limits analytic solutions are possible, and we find that

$$L_{\text{crit}} = \begin{cases} L_{\text{crit,NR}} \equiv 2.73 \times 10^{30} \text{ erg s}^{-1} \text{ Hz} \epsilon_{B,-1}^{-4/15} \left(\frac{\epsilon_T}{0.4}\right)^{-13/15} \left(\frac{f}{3/16}\right)^{4/15} \left(\frac{\nu_{\text{pk}}\bar{t}}{5 \text{ GHz} \times 100 \text{ d}}\right)^{34/15} & , (\Gamma\beta)_{\text{sh,crit}} \ll 1 \\ L_{\text{crit,UR}} \equiv 1.68 \times 10^{30} \text{ erg s}^{-1} \text{ Hz} \epsilon_{B,-1}^{-1/2} \left(\frac{\epsilon_T}{0.4}\right)^{-5/2} \left(\frac{f}{3/16}\right)^{1/2} \left(\frac{\nu_{\text{pk}}\bar{t}}{5 \text{ GHz} \times 100 \text{ d}}\right)^{5/2} & , (\Gamma\beta)_{\text{sh,crit}} \gg 1 \end{cases} \quad (\text{C22})$$

Again, it is typically the case that $(\Gamma\beta)_{\text{sh,crit}} \sim 1$ and neither of these expressions is strictly appropriate. We therefore employ an interpolating function of a similar form to (C21) and find that

$$L_{\text{crit}} \approx \left[L_{\text{crit,NR}}^{1/n} + L_{\text{crit,UR}}^{1/n} \right]^n, \quad n = 2 \quad (\text{C23})$$

provides an excellent approximation to the critical luminosity for any combination of parameters (the variables $L_{\text{crit,NR}}$, $L_{\text{crit,UR}}$ are defined in Equation C22 above). This interpolating function has a maximum error of $< 5\%$. Equation (C23) should be used instead of the crude approximation given by Equation (15), which is only accurate at the order of magnitude level, and for the range of microphysical parameters and $\nu_{\text{pk}}\bar{t}$ considered in Figure 2 (in particular, if $\epsilon_T \ll 1$ or $\epsilon_B \ll 0.1$, Equation 15 may be inaccurate by orders of magnitude).

D. FAST COOLING

Throughout this paper we have made the simplifying assumption that electrons are slow cooling, that is—that the timescale over which electrons lose their energy (e.g., via synchrotron radiative losses) is long compared to other timescales in the problem. This is typically true at \sim GHz frequencies, as we show below, but may be incorrect for particularly luminous events and peak frequencies in the sub-mm band or higher. In this Appendix we therefore derive approximate conditions that delineate the regime where electrons cool quickly through synchrotron radiation and where synchrotron losses are negligible and our slow-cooling assumption holds (barring other cooling mechanisms such as inverse-Compton scattering or free-free emission). Note that we here adopt the terms ‘slow-cooling’ and ‘fast-cooling’ in referring to the cooling timescale of electrons that produce the observed emission at frequency ν_{pk} , as this is the frequency of interest in this paper.

Because the synchrotron power scales as $\propto \gamma^2$, only electrons whose Lorentz factor exceeds

$$\gamma_{\text{cool}} = \frac{6\pi m_e c}{\sigma_T B^2 \Gamma t_e} \quad (\text{D24})$$

are able to cool appreciably over a timescale $< t_e$. Here $t_e \sim t$ is the time it takes injected electrons to cross the emission region, i.e. $t_e \approx \Delta R / \beta c$ where β is the post-shock velocity (here assumed to be constant throughout the post-shock region). Using our definition for ΔR (Equation 3) we find that

$$t_e = \frac{4f}{3} \left(\frac{\Gamma_{\text{sh}}}{\Gamma} \right)^2 \left(\frac{\beta_{\text{sh}}}{\beta} \right) \bar{t} \approx \begin{cases} \frac{1}{3} \bar{t} \left(\frac{f}{3/16} \right) & , (\Gamma\beta)_{\text{sh}} \ll 1 \\ \frac{1}{2} \bar{t} \left(\frac{f}{3/16} \right) & , (\Gamma\beta)_{\text{sh}} \gg 1 \end{cases}. \quad (\text{D25})$$

Using Equations (D24,D25) we can calculate the corresponding cooling frequency ν_{cool} above which synchrotron cooling effects will become important. The requirement that electrons dominating emission at ν_{pk} be slow cooling is equivalent to the condition $\gamma_e(\nu_{\text{pk}}) < \gamma_{\text{cool}}$, where $\gamma_e(\nu_{\text{pk}})$ is the Lorentz factor of electrons that dominate emission at frequency ν_{pk} . For power-law electrons $\gamma_e(\nu) = \sqrt{4\pi m_e c \nu / 3eB}$. The requirement that electrons be slow cooling at peak therefore translates into the requirement

$$\text{slow cooling: } L_{\nu_{\text{pk}}} > 1.4 \times 10^{21} \text{ erg s}^{-1} \text{ Hz}^{-1} \left(\frac{\epsilon_e / \epsilon_B}{0.1} \right)^{-2} \left(\frac{f}{3/16} \right)^{13/3} \left(\frac{\nu_{\text{pk}}}{5 \text{ GHz}} \right)^{38/3} \left(\frac{\bar{t}}{100 \text{ d}} \right)^{19/3}; \quad L_{\nu_{\text{pk}}} < L_{\text{th}} \quad (\text{D26})$$

where we have implicitly assumed $(\Gamma\beta)_{\text{sh}} \ll 1$ above. When thermal electrons dominate peak emission and $\nu_{\text{pk}} \gg \nu_{\Theta}$ (as appropriate “deep” within case b where $\nu_{\Theta} \ll \nu_{\text{pk}} \simeq \nu_a$; that is, when $L_{\text{th}} < L_{\nu_{\text{pk}}} \ll L_{\text{crit}}$) then emission at ν_{pk} is dominated by the high-frequency “tail” of comparatively lower-energy electrons whose Lorentz factor scales as $\nu^{1/3}$, specifically $\gamma_e(\nu)/\Theta = (2\nu/\nu_{\Theta})^{1/3}$ (Margalit & Quataert 2021). In this case, the condition that peak emission be in the slow-cooling regime translates into the condition

$$\text{slow cooling: } L_{\nu_{\text{pk}}} > 2 \times 10^{25} \text{ erg s}^{-1} \text{ Hz}^{-1} \epsilon_{B,-1}^{20/33} \left(\frac{\epsilon_T}{0.4} \right)^{-43/33} \left(\frac{f}{3/16} \right)^{52/33} \left(\frac{\nu_{\text{pk}}}{5 \text{ GHz}} \right)^{190/33} \left(\frac{\bar{t}}{100 \text{ d}} \right)^{118/33}; \quad L_{\nu_{\text{pk}}} > L_{\text{th}} \quad (\text{D27})$$

and again this approximation assumes that $(\Gamma\beta)_{\text{sh}} \ll 1$. At high luminosities, as one approaches L_{crit} this assumption, along with the assumption that $\nu_{\text{pk}} \gg \nu_{\Theta}$ break down and the equation above is not accurate (even at lower velocities, this is only accurate to within a factor of a few because of the approximate relations used in its derivation; see §4.2).

Equation (D27) is less restrictive than Equation (D26). That is, some events that would have been in the fast-cooling regime (at frequency ν_{pk}) had they been interpreted using the standard power-law model, may in fact reside well within the slow-cooling regime if interpreted as emission from thermal electrons. This is primarily due to the fact that the Lorentz factors of electrons contributing to emission at frequency ν_{pk} is lower in the thermal-electron scenario (because $\nu \propto \gamma_e^3$ in this scenario rather than $\nu \propto \gamma_e^2$; see Margalit & Quataert 2021). Of course, this is only viable for events where $L_{\nu_{\text{pk}}} \gtrsim L_{\text{th}}$ where the contribution of thermal electrons indeed dominates.

Finally, when peak emission is optically thin and thermal electrons dominate (case c), the emission at ν_{pk} is dominated by electrons with Lorentz factors $\gamma_e \approx 2\Theta$.⁹ Demanding that $\gamma_e < \gamma_{\text{cool}}$, and using the results for the ultra-relativistic $(\Gamma\beta)_{\text{sh}} \gg 1$ limit where this case is appropriate, we find that the peak is in the slow-cooling regime if

$$\text{slow cooling: } L_{\nu_{\text{pk}}} < 1.8 \times 10^{32} \text{ erg s}^{-1} \text{ Hz}^{-1} \epsilon_{B,-1}^{-1} \left(\frac{\epsilon_T}{0.4} \right)^{-3} \left(\frac{\nu_{\text{pk}}}{5 \text{ GHz}} \right) \left(\frac{\bar{t}}{100 \text{ d}} \right)^2, \quad \text{optically-thin.} \quad (\text{D28})$$

Note that in the relativistic optically-thin scenario, the slow-cooling regime applies to lower-luminosity shocks. In the radio, optically-thin shocks are almost always slow cooling. However this may not necessarily be the case if one considers peak emission at higher frequencies, e.g. in the optical, X-ray, or gamma-ray bands.

⁹ Specifically, the emissivity at frequency ν_{pk} is proportional to $\propto \int z^2 e^{-z} F(x_{\text{pk}}/z^2) dz$ where $x_{\text{pk}} \equiv \nu_{\text{pk}}/\nu_{\Theta} \simeq 1.268$ and $z \equiv \gamma_e/\Theta$. The integrand of this function peaks at $z \simeq 2.04$, and is therefore dominated by electrons whose Lorentz factor is $\gamma_e \approx 2\Theta$. 50% of the total emission at frequency ν_{pk} is contributed by electrons with Lorentz factors between $z = 1.4$ to $z = 3$ (90% is contributed by electrons between $z = 0.84$ to $z = 5.2$).