

ConspEmoLLM: Conspiracy Theory Detection Using an Emotion-Based Large Language Model

Zhiwei Liu, Boyang Liu, Paul Thompson, Kailai Yang, Raghav Jain, Sophia Ananiadou

National Centre for Text Mining, Department of Computer Science

The University of Manchester, Manchester, United Kingdom

{zhiwei.liu-2, boyang.liu-2, kailai.yang}@postgrad.manchester.ac.uk

{paul.thompson, raghav.jain, sophia.ananiadou}@manchester.ac.uk

Abstract

The internet has brought both benefits and harms to society. A prime example of the latter is misinformation, including conspiracy theories, which flood the web. Recent advances in natural language processing, particularly the emergence of large language models (LLMs), have improved the prospects of accurate misinformation detection. However, most LLM-based approaches to conspiracy theory detection focus only on binary classification and fail to account for the important relationship between misinformation and affective features (i.e., sentiment and emotions). Driven by a comprehensive analysis of conspiracy text that reveals its distinctive affective features, we propose ConspEmoLLM, the first open-source LLM that integrates affective information and is able to perform diverse tasks relating to conspiracy theories. These tasks include not only conspiracy theory detection, but also classification of theory type and detection of related discussion (e.g., opinions towards theories). ConspEmoLLM is fine-tuned based on an emotion-oriented LLM using our novel ConDID dataset, which includes five tasks to support LLM instruction tuning and evaluation. We demonstrate that when applied to these tasks, ConspEmoLLM largely outperforms several open-source general domain LLMs and ChatGPT, as well as an LLM that has been fine-tuned using ConDID, but which does not use affective features. This project will be released at <https://github.com/lzw108/ConspEmoLLM/>.

1 Introduction

Misinformation has become one of the major threats to society. The rise of the internet and social media has made it increasingly simple for misinformation to spread rapidly. Conspiracy theories are one type of misinformation, whose false content is intended to cause harm (Napolitano and Reuter, 2023). Examples of popular conspiracy theories include those claiming that the Earth is flat and that

vaccines cause autism. Conspiracy theorists ignore scientific evidence and tend to interpret events as secretive actions (Giachanou et al., 2023). During the COVID-19 pandemic, the spread of conspiracy theories significantly increased (e.g., the claim that 5G telecommunications networks activated the virus), causing a significant negative impact on society (Douglas, 2021). As such, there is an increasing urgency for high-performance methods that can automatically detect conspiracy theories.

It has previously been shown that there is a close relationship between misinformation (including conspiracy theories) and affective information, i.e., sentiment and emotions (Liu et al., 2024b). For example, Dong et al. (2020) found that during the COVID-19 pandemic, there was a correlation between the level of public anger and the likelihood of rumor propagation, while Zaeem et al. (2020) also observed a significant positive correlation between negative emotions and fake news. Based on such observations, many studies have adopted affective information as the means to detect misinformation (Liu et al., 2023; Zhang et al., 2021). Here, we aim to extend the study of affective information, specifically sentiment and emotions, to deepen our understanding and detection of conspiracy theories.

Pre-trained language models (PLMs) such as BERT (Devlin et al., 2018) and RoBERTa (Liu et al., 2019) have shown outstanding performance when applied to various classification tasks, including conspiracy theory detection (Yanagi et al., 2021; Peskine et al., 2021). However, due to their restricted number of parameters, PLMs do not perform optimally when applied to diverse and complex tasks (Zhang et al., 2023). Recently, LLMs, which possess significantly larger numbers of parameters, have been explored as a novel means to address the issue of misinformation, with very promising results (Hu et al., 2023; Pavlyshenko, 2023; Cheung and Lam, 2023). However, these studies mostly focus on binary classification of

texts according to whether or not they convey misinformation. Moreover, these previous studies have mostly utilized simple prompts to test or carry out instruction-tuning of LLMs, or else have employed LLMs as auxiliary tools for other models. To our knowledge, no existing LLM-based studies have attempted either to leverage important affective features that are characteristic of misinformation, or are able to carry out in-depth analyses of conspiracy-related text.

To address these research gaps, we have constructed a multitask conspiracy detection instruction dataset, ConDID, to facilitate instruction-tuning and evaluation of LLMs. Based on annotations in two conspiracy theory datasets, ConDID is divided into five tasks that encompass conspiracy theory judgment, conspiracy theory topic detection, and conspiracy theory intention detection. We subsequently propose a novel open-source LLM, ConspEMLLM, that is specialized for detecting conspiracy-related information. ConspEMLLM is created by applying an instruction-tuning method to an emotion-oriented LLM using the ConDID dataset. Evaluation of ConspEMLLM using the ConDID test set shows that it achieves state-of-the-art (SOTA) performance among other open-source LLMs, as well as the closed-source ChatGPT.

Our main contributions are as follows:

- (1) We develop ConDID, the first multi-task conspiracy instruction-tuning dataset.
- (2) We conduct an affective analysis on the two conspiracy theory datasets used to construct ConDID, which provides evidence that expressions of sentiment and emotions in conspiracy theory text are distinct from those occurring in mainstream text.
- (3) We propose ConspEMLLM, the first open-source emotion-based LLM that is specialized for diverse conspiracy theory detection tasks. Evaluation of ConspEMLLM shows that it outperforms other open-source LLMs and ChatGPT across different tasks. It also surpasses the performance of an instruction-tuned LLM that does not incorporate affective features, thus confirming the effectiveness and importance of affective information in detecting conspiracy-related information.

The remainder of this paper is structured as follows: Section 2 introduces related work concerning conspiracy theory and misinformation detection; sentiment analysis; and open-source LLMs. Section 3 describes our construction of the ConDID dataset, the affective analysis of conspiracy

theory datasets, and the instruction-tuning of ConspEMLLM. Section 4 reports our evaluation and analysis of the performance of multiple models on the ConDID test set. Section 5 concludes the paper and provides directions for future work. Section 6 and Section 7, respectively, discuss potential limitations and confirm the ethical soundness of our study. Appendix A provides figures illustrating our affective analysis of conspiracy theory datasets.

2 Related work

2.1 Conspiracy theory and misinformation detection

PLMs have been widely applied to the task of conspiracy theory and misinformation detection. For example, Yanagi et al. (2021) utilized BERT as the base model for COVID-19 conspiracy theory detection, while Peskine et al. (2021) applied a domain-specific COVID BERT (CT-BERT) to the same task. More recently, an increasing amount of attention has been devoted to exploring the application of LLMs to detect conspiracy theories and misinformation. For example, Peskine et al. (2023) employed zero-shot learning to evaluate the accuracy of the GPT-3 model in performing fine-grained multi-label conspiracy theory classification of tweets, while Hu et al. (2023) proposed a fake news detection framework that utilizes an LLM as an auxiliary tool to enhance the prediction accuracy of BERT. Meanwhile, Pavlyshenko (2023) employed prompt-based fine-tuning of LLaMA2 for rumor and fake news detection. Cheung and Lam (2023) supplemented an LLM with external knowledge to enhance the performance of fake news detection. However, all of these models focus on binary classification and do not exploit affective information for misinformation detection.

2.2 Affective analysis

Automated affective analysis of text has previously been carried out by various means, including the use of different sentiment analysis tools, such as VADER (Hutto and Gilbert, 2014) and TextBlob¹. PLMs have also been employed for sentiment analysis. For example, Hoang et al. (2019) used BERT for aspect-based sentiment analysis, while Tan et al. (2022) proposed a hybrid sentiment analysis model that combines RoBERTa with an LSTM. More recent work has also begun to explore the effectiveness of LLMs for sentiment analysis. For instance,

¹<https://textblob.readthedocs.io/>

Zhang et al. (2023) and Lei et al. (2023) both utilized retrieval-augmented LLMs to enhance the sentiment analysis capabilities of LLMs when applied to financial news and dialogues, respectively. Meanwhile, Liu et al. (2024a) proposed a series of comprehensive LLMs that are specialized for affective analysis (EmoLLMs), and which are capable of analyzing emotions across five different dimensions (i.e. emotion intensity, ordinal classification of emotion intensity, sentiment strength, sentiment classification, emotion detection). EmoLLMs demonstrate strong generalization ability, surpassing ChatGPT and GPT-4 in most emotion analysis tasks. Therefore, we use one of these EmoLLMs, i.e., EmoLLaMA, to perform affective analysis in this study.

2.3 Open-source LLMs

A large amount of research has been dedicated to developing open-source LLMs as an alternative to the well-known closed-source LLMs (e.g., ChatGPT), in order to support easier research into the improvement and application of LLMs. Popular series of open-source, general language models include LLaMA (Touvron et al., 2023), OPT (Zhang et al., 2022) and BLOOM (Workshop et al., 2022). These are complemented by a range of domain-specific open-source LLMs, including FinMA (Xie et al., 2023) for finance, MentalLLaMA (Yang et al., 2023) for mental health, ExTES-LLaMA (Zheng et al., 2023) for emotional support chatbots, and TimeLLaMA (Yuan et al., 2023) for temporal reasoning. In this work, we extend the inventory of domain-specific LLMs, by developing the first open-source LLM for multitask conspiracy theory detection based on affective information.

3 Methods

3.1 Task formalization

We approach conspiracy theory detection as a generative task, using a generative model as its foundation. This generative model is an autoregressive language model $P_\phi(y|x)$, parameterized using pre-trained weights ϕ . It differs from previous discriminative models, in terms of its ability to simultaneously handle multiple conspiracy theory detection tasks, i.e., conspiracy identification, conspiracy intention detection, and conspiracy theme recognition. Each task, denoted as t , is represented as a set of context-target pairs: $D_t = (q_i^t, r_i^t)_{i=1,2,\dots,N_t}$, where the context q is a token sequence containing

the task description, input text, and query, and r is a further token sequence containing the answer to the query. The model is optimized based on the merged dataset, which combines all task datasets, with the aim of maximizing the objective of conditional language modeling to improve prediction performance.

3.2 Construction of instruction tuning dataset

3.2.1 Raw data

We build our instruction tuning dataset using two existing annotated datasets:

COCO The COVID-19 conspiracy theories (COCO) dataset (Langguth et al., 2023) is an extension of the dataset used in the *MediaEval Fake-News: Corona Virus and Conspiracies Task* challenge (Pogorelov et al., 2021). COCO consists of tweets, each of which is assigned 12 different labels that characterize the *intention* of the tweet with respect to 12 different conspiracy theory categories². Each label can have three possible values, i.e., *Unrelated*: the tweet is unrelated to the specific conspiracy category. This type of tweet contains keywords related to the conspiracy, but they are used in a completely different context; *Related*: The tweet is related to the specific category, but it does not propagate misinformation or conspiracy theories; *Conspiracy*: The tweet is related to the specific category and is actively aimed at spreading conspiracy theories.

Each tweet in COCO is also assigned a single overall intention label, as follows: *Conspiracy* is assigned to tweets for which the *Conspiracy* label is assigned to at least one of the 12 categories. Otherwise, if the *Related* category is assigned to at least one of the categories, then the overall label of *Related* is used. The overall label of *Unrelated* is only used for tweets that are unrelated to all 12 conspiracy categories.

LOCOAnnotations The Language of Conspiracy (LOCO) (Miani et al., 2021) is corpus consisting of documents gathered from the internet (88 million words), which is used to study the differences between conspiracy language and mainstream language. We use an annotated subset of LOCO, created by Mompelat et al. (2022), which we refer to as *LOCOAnnotations*. This subset consists of documents concerning two different topics

²Suppressed Cures, Behavior Control, Anti Vaccination, Fake Virus, Intentional Pandemic, Harmful Radiation, Depopulation, New World Order, Esoteric Misinformation, Satanism, Other Conspiracy Theory, Other Misinformation.

(i.e., the Sandy Hook school shooting and coronavirus) in which two types of labels have been assigned. The first type of label concerns whether or not the document is directly concerned with a conspiracy theory. The second type of label reflects the degree of relatedness to a conspiracy theory, using three labels (*closely related/broadly related/not related*).

3.2.2 Tasks

Using these two different datasets, we define five different tasks. Tasks 1-3 are based on the COCO corpus, and are similar to those used in the MediaEval FakeNews challenge, while Tasks 4 and 5 are based on LOCOAnnotations.

Task 1: Conspiracy Intention Detection Determine the overall intention of the tweet (i.e., *Unrelated/Related/Conspiracy*) towards COVID-19 conspiracy theories.

Task 2: Conspiracy Theory Topics Detection Determine whether the tweet mentions or refers to any predefined conspiracy theory categories.

Task 3: Combination of Task 1 and Task 2 Predict *both* the conspiracy category and the relationship of the tweet (*Unrelated/Related/Conspiracy*) with the category.

Task 4: Conspiracy Theory Detection Determine whether a document is directly concerned with a conspiracy theory (*Conspiracy/Non-Conspiracy*).

Task 5: Relatedness Detection Determine the level of relatedness of a document to a conspiracy theory (*Closely related/Broadly related/Not related*).

3.2.3 Affective analysis of raw data

EmoLLMs (Liu et al., 2024a) is a series of affective analysis models. We adopt the best-performing model from this series (i.e., EmoLLaMA-chat-7b) to conduct sentiment analysis on COCO and LOCOAnnotations across five different dimensions (i.e., emotion intensity, ordinal classification of emotion intensity, sentiment strength, sentiment classification, emotion detection). The results of this analysis are shown in Figures 1 to 5. Due to space limitations, these figures only concern the analysis of intentions in the COCO dataset; sentiment analysis figures for different conspiracy categories in COCO dataset and LOCOAnnotations, can be found in the Appendix A.1 and Appendix A.2. Figures 1 to 5 depict the differences between affective features according to the intentions of tweets

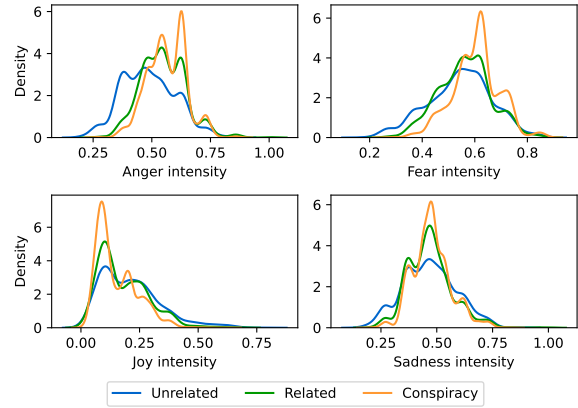


Figure 1: Emotion intensity of different intentions

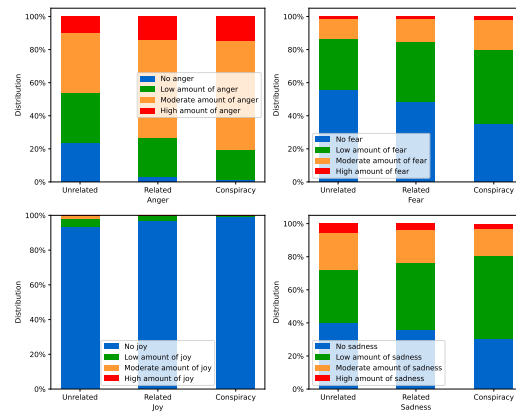


Figure 2: Ordinal classification of emotion intensity of different intentions

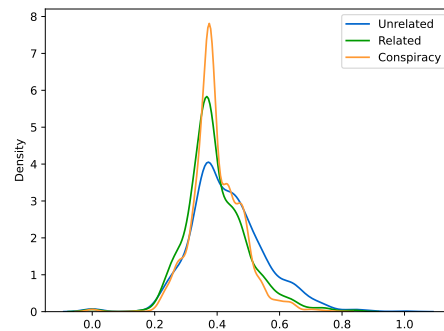


Figure 3: Sentiment strength of different intentions

(i.e., *Unrelated/Related/Conspiracy*). Meanwhile, Figures 7 to 11 in Appendix A.1 illustrate the affective differences according to the 12 different conspiracy categories. Figures 12 to 21 in Appendix A.2 compare affective differences between conspiracy and non-conspiracy text, and text exhibiting various levels of relatedness to conspiracy theories (i.e., *Not related/closely related/broadly related*).

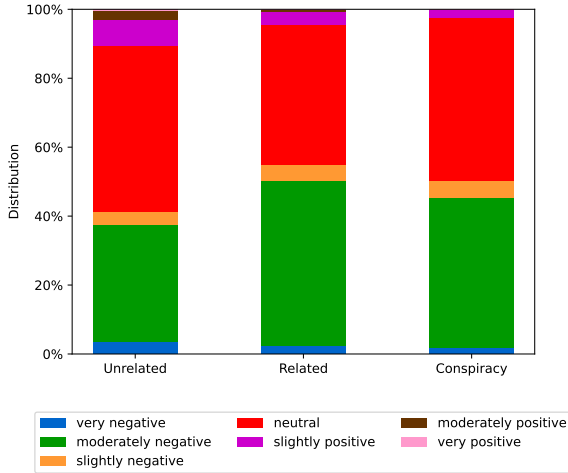


Figure 4: Sentiment classification of different intentions

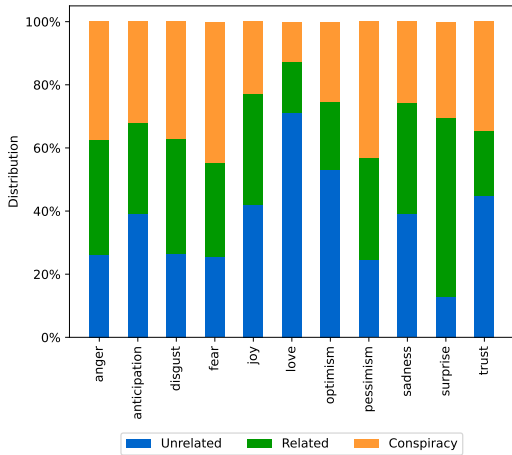


Figure 5: Emotion classification of different intentions

It can be observed from Figures 1 to 5 that tweets related to conspiracy theories predominantly convey negative sentiments and emotions (e.g., anger, fear, and disgust). In contrast, the *Unrelated* tweets are more likely to express positive sentiments and emotions (e.g., joy, love, and optimism). Figures 7 to 11 reveal that the types of emotions expressed in tweets can also vary according to the specific category of conspiracy theory being discussed. In the LOCOAnnotations dataset, there are also noticeable differences in the types of emotion information conveyed across different categories and levels of conspiracy relatedness.

3.2.4 Construction of the ConDID conspiracy detection instruction dataset

We used the raw dataset as the basis to build the instruction dataset. We randomly selected 20% of the data as the test set and 20% as the validation set. The dataset statistics are presented in Table 1. For

Task	Raw (Train/Dev/Test)	Instruction (Train/Dev/Test)
Task 1		2092/697/698
Task 2	2092/697/698	2092/697/698
Task 3		25104/8364/8376
Task 4		669/223/233
Task 5	669/223/233	669/223/233

Table 1: Dataset statistics. *Raw* denotes the raw data from COCO and LOCOAnnotations. *Instruction* denotes the converted instruction data based on *Raw*.

Task 3, prompts needed to be created for each of the 12 categories, resulting in a magnitude of data that is 12 times the size of the original corpus. We constructed instruction-tuning data for each task based on the following template:

Task: *[task prompt]* Text: *[Text]* Class/The text mentions or refers to conspiracies: *[output]*

[task prompt] denotes the instruction for the task. *[input text]* is a data item from the raw data. With the exception of Task 2, all tasks use *Class* to prompt LLM to generate answers. *[output]* is the output from LLM. Table 2 lists the task prompts for each task, and Figure 6 presents several examples used to fine-tune the LLM. To allow an evaluation of the impact of explicitly encouraging the LLMs to make use of affective information, we additionally constructed explicit prompts of the form shown in the final row of Table 2. These prompts provide information about the analysis results obtained from EmoLLaMA regarding the text to be classified.

3.3 ConspEmoLLM and ConspLLM

We built ConspEmoLLM by fine-tuning EmoLLaMA-chat-7b (Liu et al., 2024a) using the ConDID dataset. We also fine-tuned an LLM that does not use affective information (ConspLLM) based on LLaMA2-chat-7b (Touvron et al., 2023), also using ConDID. The models are trained based on the AdamW optimizer (Loshchilov and Hutter, 2017) for three epochs, using DeepSpeed (Rasley et al., 2020) to reduce memory usage. We set the batch size to 256. The initial learning rate is set to 1e-6 with a warm-up ratio of 5%, and the maximum model input length is set to 4096. All models are trained on two Nvidia Tesla A100 GPUs, each with 80GB of memory. Figure 6 provides an overview of multi-task instruction tuning of ConspEmoLLM for diverse conspiracy detection tasks.

Task	Prompt Template
Task 1	Task: Classify the text regarding COVID-19 conspiracy theories or misinformation into one of the following three classes: 0. Unrelated. 1. Related (but not supporting). 2. Conspiracy (related and supporting).
Task 2	Task: detect whether the text in any form mentions or refers to any of the specific categories of COVID-19 conspiracy theories ('suppressed cures', 'behavior control', 'anti vaccination', 'fake virus', 'intentional pandemic', 'harmful radiation', 'depopulation', 'new world order', 'satanism', 'esoteric misinformation', 'other conspiracy theory') or other misinformation. If it doesn't, it is 'no conspiracy'.
Task 3	Task: Classify the text regarding the specific category [Specific Conspiracy] into one of the following three classes: 0. Unrelated. 1. Related (but not supporting). 2. Conspiracy (related and supporting).
Task 4	Task: Determine if the text is a conspiracy theory. Classify it into one of the following two classes: 0. non-conspiracy. 1. conspiracy.
Task 5	Task: Determine the relatedness between the text and [conspiracy theory]. Classify it into one of the following three classes: 0. not related. 1. closely related. 2. broadly related.
Affective prompt	Task: original task prompt + "You can also refer to the affective information. (1) Emotion intensity: anger: 0.521, fear: 0.625, joy: 0.25, sadness: 0.354. (2) Ordinal classification of emotion intensity: moderate amount of anger can be inferred. low amount of fear can be inferred. no joy can be inferred. no sadness can be inferred. (3) Sentiment intensity: 0.435. (4) Sentiment classification: neutral or mixed mental state can be inferred. (5) The emotions included are: anger, disgust, fear."

Table 2: Prompts used for each task.

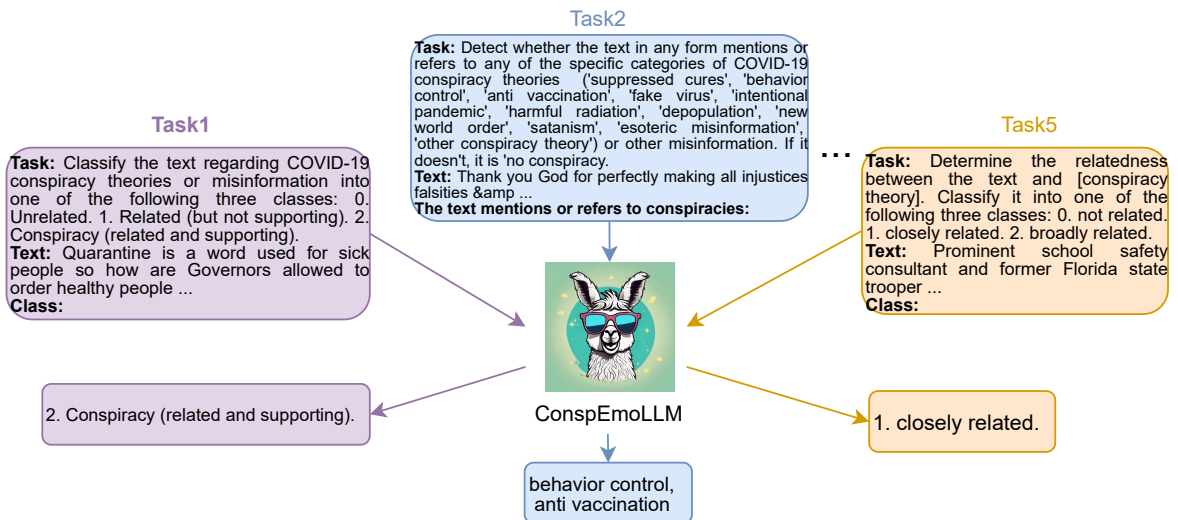


Figure 6: An overview of multi-task instruction tuning of ConspEmoLLM

4 Experiments

4.1 Baseline models

PLMs: Conspiracy theory detection is typically regarded as a classification task. For our baseline models, we selected commonly used PLMs, which can only be fine-tuned for individual tasks, i.e., the general language BERT and RoBERTa, along with CT-BERT (Müller et al., 2023), which is tailored for the COVID-19 domain. We treat Tasks 1 and

5 as 3-way classification tasks, and Task 4 as a binary classification task, using cross-entropy loss for training. Task 2 is treated as a multi-label binary classification problem, which can be achieved by utilizing the binary cross-entropy with logits loss. To address Task 3, fine-tuning is performed for 12 different classification problems, each with its own cross-entropy loss function. The final loss is the average of the 12 losses.

LLMs: LLMs have been proven to be capa-

ble of solving numerous tasks. We apply zero-shot prompting on the instruction dataset to the following open-source LLMs: Falcon-7B-instruct (Penedo et al., 2023), LLaMA2-chat-7B (Touvron et al., 2023), OPT-7B (Zhang et al., 2022), BLOOM-7B (Workshop et al., 2022), and Vicuna-7B-v1.5³. We also utilize zero-shot prompting with the proprietary LLM ChatGPT.

4.2 Evaluation methods

Since the tasks addressed in this paper are all classification problems, we apply commonly used metrics to evaluate the performance of the models, i.e., Accuracy (ACC), Precision (PRE), Recall (REC), and weighted F1 score.

4.3 Results

Tables 3 and 4 report the results for each task. ChatGPT-aff and ConspLLM-aff are the models that use the prompts containing explicit affective information. From the results tables, we can observe that, in terms of F1 score, the fine-tuned ConspLLM and ConspEmoLLM outperform all other open-source models⁴, as well the PLMs. ConspLLM and ConspEmoLLM also both outperform ChatGPT, with the exception of ConspLLM on Task 4. Moreover, ConspEmoLLM, which is fine-tuned based on a large emotion language model, achieves F1 scores that are over 3% higher than ConspLLM for all tasks except for Task 3, in which it lags slightly behind ConspLLM. The results for ChatGPT-aff and ConspLLM-aff reveal that explicitly augmenting prompts with affective information leads to reduced performance for all Tasks apart from Task 4. We can infer that explicitly adding affective information appears to distract models’ attention from the task at hand. In contrast, the implicit use emotion information by ConspEmoLLM is more successful in allowing emotional cues to be leveraged.

5 Conclusion

In this paper, our comprehensive affective analysis of two conspiracy theory datasets demonstrated that conspiracy theory text exhibits sentiment and emotion features that are distinct from mainstream text.

³<https://huggingface.co/lmsys/vicuna-13b-v1.5>

⁴It should be noted that the LLMs that are not instruction-tuned produced some responses that do not follow instructions, i.e., they do not produce output of the type requested in the prompts. In such cases, we label them as *unrelated* or *non-conspiracy*, depending on the task.

The results of this analysis motivated our development of ConspEmoLLM, an open-source domain-specific LLM that is based on affective information, and which can perform diverse conspiracy theory detection tasks. ConspEmoLLM was fine-tuned using our newly constructed multitask conspiracy detection instruction dataset (ConDID). Evaluation on the test set of ConDID reveals that ConspEmoLLM achieves SOTA performance among the other open-source LLMs tested, as well as ChatGPT in all tasks. Its performance on most tasks surpasses that of the ConspLLM model, which was also instruction-tuned using ConDID, but does not use affective information. These results provide strong evidence of the importance of affective features in detecting various types of information relating to conspiracy theories.

As future work, we will augment the ConDID dataset with further conspiracy theory datasets, including data from multiple platforms, sources, domains and languages. This should help to further improve the performance and diversity of tasks that can be carried out using ConspEmoLLM. We will additionally explore alternative methods of incorporating affective information to further improve the ability of the model to detect conspiracy theories. Furthermore, we will design more appropriate prompts and utilize more complex and diverse model structures to better leverage emotions and sentiments.

6 Limitations

The potential limitations of our work may be summarized as follows:

(1) Due to restricted computational resources, we only carried out instruction-tuning and evaluation of conspiracy theory detection tasks using 7B LLMs. As such, we have not considered how the use of larger or different model architectures may potentially impact upon performance in conspiracy theory detection tasks.

(2) The datasets used in this paper mostly concern COVID-19 conspiracy theories and are limited in size. These limitations may affect the ability of the model to generalize to other types of data or domains. However, as mentioned in Section 5, we plan to increase the size of our ConDID dataset, by collecting additional data from diverse sources and domains. It is hoped that this will help to improve both the performance and generalizability of the model.

Model	Task1				Task2				Task3			
	ACC	PRE	REC	F1	ACC	PRE	REC	F1	ACC	PRE	REC	F1
BERT	0.576	0.601	0.428	0.406	0.272	0.150	0.012	0.023	0.893	0.871	0.893	0.842
RoBERTa	0.517	0.505	0.335	0.231	0.279	0.204	0.077	0.112	0.893	0.842	0.893	0.844
CT-BERT	0.564	0.472	0.469	0.428	0.042	0.137	0.303	0.175	0.893	0.797	0.893	0.842
Falcon	0.265	0.361	0.265	0.211	0.189	0.193	0.180	0.160	0.556	0.810	0.556	0.653
Vicuna	0.380	0.446	0.380	0.392	0.136	0.172	0.270	0.150	0.437	0.825	0.437	0.556
LLaMA2-chat	0.325	0.527	0.325	0.251	0.193	0.093	0.071	0.074	0.674	0.814	0.674	0.732
OPT	0.311	0.389	0.311	0.298	0.235	0.216	0.048	0.072	0.481	0.805	0.481	0.590
BLOOM	0.328	0.389	0.328	0.318	0.268	0.000	0.000	0.000	0.114	0.810	0.114	0.146
ChatGPT	0.638	0.677	0.638	0.596	0.324	0.546	0.333	0.332	0.208	0.896	0.208	0.240
ChatGPT-aff	0.583	0.647	0.583	0.525	0.312	0.449	0.326	0.308	0.150	0.898	0.150	0.146
ConspLLM	0.662	0.757	0.662	0.675	0.328	0.685	0.320	0.334	0.893	0.886	0.893	0.864
ConspLLM-aff	0.517	0.483	0.517	0.354	0.203	0.404	0.330	0.301	0.077	0.901	0.077	0.015
ConspEmoLLM	0.695	0.755	0.695	0.705	0.340	0.699	0.345	0.364	0.897	0.884	0.897	0.860

Table 3: Evaluation results for Tasks 1, 2, and 3

Model	Task4				Task5			
	ACC	PRE	REC	F1	ACC	PRE	REC	F1
BERT	0.691	0.677	0.642	0.645	0.614	0.623	0.356	0.296
RoBERTa	0.677	0.664	0.670	0.666	0.601	0.200	0.333	0.250
Falcon	0.448	0.489	0.448	0.453	0.422	0.640	0.422	0.477
Vicuna	0.529	0.524	0.529	0.526	0.274	0.633	0.274	0.279
LLaMA2-chat	0.583	0.611	0.583	0.588	0.291	0.634	0.291	0.314
OPT	0.466	0.509	0.466	0.470	0.507	0.676	0.507	0.554
BLOOM	0.439	0.483	0.439	0.443	0.587	0.653	0.587	0.617
ChatGPT	0.668	0.774	0.668	0.664	0.596	0.576	0.596	0.574
ChatGPT-aff	0.673	0.769	0.673	0.670	0.587	0.557	0.587	0.551
ConspLLM	0.641	0.663	0.641	0.646	0.596	0.574	0.596	0.580
ConspLLM-aff	0.731	0.758	0.731	0.735	0.453	0.555	0.453	0.479
ConspEmoLLM	0.700	0.717	0.700	0.703	0.610	0.647	0.610	0.623

Table 4: Evaluation results for Tasks 4 and 5

7 Ethics Statement

The original datasets collected to construct the ConDID dataset are sourced from public social media platforms and websites. We strictly adhere to privacy agreements and ethical principles to protect user privacy and to ensure the proper application of anonymity in all texts.

Acknowledgements

The ConspEmoLLM illustration in Figure 6 was generated using PIXLR⁵. This work is supported by the computational shared facility at the University of Manchester and the scholar award from the Department of Computer Science at the University of Manchester. This work is also supported by the

⁵<https://pixlr.com/image-generator/>

Centre for Digital Trust and Society at the University of Manchester, the Manchester-Melbourne-Toronto Research Fund, and the New Energy and Industrial Technology Development Organization.

References

- Tsun-Hin Cheung and Kin-Man Lam. 2023. Factllama: Optimizing instruction-following language models with external knowledge for automated fact-checking. In *2023 Asia Pacific Signal and Information Processing Association Annual Summit and Conference (APSIPA ASC)*, pages 846–853. IEEE.
- Jacob Devlin, Ming-Wei Chang, Kenton Lee, and Kristina Toutanova. 2018. Bert: Pre-training of deep bidirectional transformers for language understanding. *arXiv preprint arXiv:1810.04805*.
- Wei Dong, Jinhua Tao, Xiaolin Xia, Lin Ye, Hanli Xu,

- Peiye Jiang, and Yangyang Liu. 2020. Public emotions and rumors spread during the covid-19 epidemic in china: web-based correlation study. *Journal of Medical Internet Research*, 22(11):e21933.
- Karen M Douglas. 2021. Covid-19 conspiracy theories. *Group Processes & Intergroup Relations*, 24(2):270–275.
- Anastasia Giachanou, Bilal Ghanem, and Paolo Rosso. 2023. Detection of conspiracy propagators using psycho-linguistic characteristics. *Journal of Information Science*, 49(1):3–17.
- Mickel Hoang, Oskar Alija Bihorac, and Jacobo Rouces. 2019. Aspect-based sentiment analysis using bert. In *Proceedings of the 22nd nordic conference on computational linguistics*, pages 187–196.
- Beizhe Hu, Qiang Sheng, Juan Cao, Yuhui Shi, Yang Li, Danding Wang, and Peng Qi. 2023. Bad actor, good advisor: Exploring the role of large language models in fake news detection. *arXiv preprint arXiv:2309.12247*.
- Clayton Hutto and Eric Gilbert. 2014. Vader: A parsimonious rule-based model for sentiment analysis of social media text. In *Proceedings of the international AAAI conference on web and social media*, volume 8, pages 216–225.
- Johannes Langguth, Daniel Thilo Schroeder, Petra Filkuková, Stefan Brenner, Jesper Phillips, and Konstantin Pogorelov. 2023. Coco: an annotated twitter dataset of covid-19 conspiracy theories. *Journal of Computational Social Science*, pages 1–42.
- Shanglin Lei, Guanting Dong, Xiaoping Wang, Keheng Wang, and Sirui Wang. 2023. Instructerc: Reforming emotion recognition in conversation with a retrieval multi-task llms framework. *arXiv preprint arXiv:2309.11911*.
- Fei Liu, Xinsheng Zhang, and Qi Liu. 2023. An emotion-aware approach for fake news detection. *IEEE Transactions on Computational Social Systems*.
- Yinhan Liu, Myle Ott, Naman Goyal, Jingfei Du, Mandar Joshi, Danqi Chen, Omer Levy, Mike Lewis, Luke Zettlemoyer, and Veselin Stoyanov. 2019. Roberta: A robustly optimized bert pretraining approach. *arXiv preprint arXiv:1907.11692*.
- Zhiwei Liu, Kailai Yang, Tianlin Zhang, Qianqian Xie, Zeping Yu, and Sophia Ananiadou. 2024a. Emollms: A series of emotional large language models and annotation tools for comprehensive affective analysis. *arXiv preprint arXiv:2401.08508*.
- Zhiwei Liu, Tianlin Zhang, Kailai Yang, Paul Thompson, Zeping Yu, and Sophia Ananiadou. 2024b. Emotion detection for misinformation: A review. *Information Fusion*, page 102300.
- Ilya Loshchilov and Frank Hutter. 2017. Decoupled weight decay regularization. *arXiv preprint arXiv:1711.05101*.
- Alessandro Miani, Thomas Hills, and Adrian Bangerter. 2021. Loco: The 88-million-word language of conspiracy corpus. *Behavior research methods*, pages 1–24.
- Ludovic Mompelat, Zuoyu Tian, Amanda Kessler, Matthew Luetzgen, Aryana Rajanala, Sandra Kübler, and Michelle Seelig. 2022. How “loco” is the loco corpus? annotating the language of conspiracy theories. In *Proceedings of the 16th Linguistic Annotation Workshop (LAW-XVI) within LREC2022*, pages 111–119.
- Martin Müller, Marcel Salathé, and Per E Kummervold. 2023. Covid-twitter-bert: A natural language processing model to analyse covid-19 content on twitter. *Frontiers in Artificial Intelligence*, 6:1023281.
- M Giulia Napolitano and Kevin Reuter. 2023. What is a conspiracy theory? *Erkenntnis*, 88(5):2035–2062.
- Bohdan M Pavlyshenko. 2023. Analysis of disinformation and fake news detection using fine-tuned large language model. *arXiv preprint arXiv:2309.04704*.
- Guilherme Penedo, Quentin Malartic, Daniel Hesslow, Ruxandra Cojocaru, Alessandro Cappelli, Hamza Alobeidli, Baptiste Pannier, Ebtesam Almazrouei, and Julien Launay. 2023. The refinedweb dataset for falcon llm: outperforming curated corpora with web data, and web data only. *arXiv preprint arXiv:2306.01116*.
- Youri Peskine, Giulio Alfarano, Ismail Harrando, Paolo Papotti, and Raphael Troncy. 2021. Detecting covid-19-related conspiracy theories in tweets. *MediaEval*.
- Youri Peskine, Damir Korenčić, Ivan Grubisic, Paolo Papotti, Raphael Troncy, and Paolo Rosso. 2023. Definitions matter: Guiding gpt for multi-label classification. In *Findings of the Association for Computational Linguistics: EMNLP 2023*, pages 4054–4063.
- Konstantin Pogorelov, Daniel Thilo Schroeder, Stefan Brenner, and Johannes Langguth. 2021. Fakenews: Corona virus and conspiracies multimedia analysis task at mediaeval 2021. In *Multimedia Benchmark Workshop*, volume 67.
- Jeff Rasley, Samyam Rajbhandari, Olatunji Ruwase, and Yuxiong He. 2020. Deepspeed: System optimizations enable training deep learning models with over 100 billion parameters. In *Proceedings of the 26th ACM SIGKDD International Conference on Knowledge Discovery & Data Mining*, pages 3505–3506.
- Kian Long Tan, Chin Poo Lee, Kalaiarasi Sonai Muthu Anbananthen, and Kian Ming Lim. 2022. Roberta-lstm: a hybrid model for sentiment analysis with transformer and recurrent neural network. *IEEE Access*, 10:21517–21525.
- Hugo Touvron, Louis Martin, Kevin Stone, Peter Albert, Amjad Almahairi, Yasmine Babaei, Nikolay Bashlykov, Soumya Batra, Prajjwal Bhargava, Shruiti

Bhosale, et al. 2023. Llama 2: Open foundation and fine-tuned chat models. *arXiv preprint arXiv:2307.09288*.

BigScience Workshop, Teven Le Scao, Angela Fan, Christopher Akiki, Ellie Pavlick, Suzana Ilić, Daniel Hesslow, Roman Castagné, Alexandra Sasha Lucioni, François Yvon, et al. 2022. Bloom: A 176b-parameter open-access multilingual language model. *arXiv preprint arXiv:2211.05100*.

Qianqian Xie, Weiguang Han, Xiao Zhang, Yanzhao Lai, Min Peng, Alejandro Lopez-Lira, and Jimin Huang. 2023. Pixiu: A large language model, instruction data and evaluation benchmark for finance. *arXiv preprint arXiv:2306.05443*.

Yuta Yanagi, Ryohei Orihara, Yasuyuki Tahara, Yuichi Sei, and Akihiko Ohsuga. 2021. Classifying covid-19 conspiracy tweets with word embedding and bert. In *Working Notes Proceedings of the MediaEval 2021 Workshop, Online*, pages 13–15.

Kailai Yang, Tianlin Zhang, Ziyang Kuang, Qianqian Xie, and Sophia Ananiadou. 2023. Mentalllama: Interpretable mental health analysis on social media with large language models. *arXiv preprint arXiv:2309.13567*.

Chenhan Yuan, Qianqian Xie, Jimin Huang, and Sophia Ananiadou. 2023. Back to the future: Towards explainable temporal reasoning with large language models. *arXiv preprint arXiv:2310.01074*.

Razieh Nokhbeh Zaeem, Chengjing Li, and K Suzanne Barber. 2020. On sentiment of online fake news. In *2020 IEEE/ACM International Conference on Advances in Social Networks Analysis and Mining (ASONAM)*, pages 760–767. IEEE.

Boyuan Zhang, Hongyang Yang, Tianyu Zhou, Muhammad Ali Babar, and Xiao-Yang Liu. 2023. Enhancing financial sentiment analysis via retrieval augmented large language models. In *Proceedings of the Fourth ACM International Conference on AI in Finance*, pages 349–356.

Susan Zhang, Stephen Roller, Naman Goyal, Mikel Artetxe, Moya Chen, Shuohui Chen, Christopher Dewan, Mona Diab, Xian Li, Xi Victoria Lin, et al. 2022. Opt: Open pre-trained transformer language models. *arXiv preprint arXiv:2205.01068*.

Xueyao Zhang, Juan Cao, Xirong Li, Qiang Sheng, Lei Zhong, and Kai Shu. 2021. Mining dual emotion for fake news detection. In *Proceedings of the web conference 2021*, pages 3465–3476.

Zhonghua Zheng, Lizi Liao, Yang Deng, and Liqiang Nie. 2023. Building emotional support chatbots in the era of llms. *arXiv preprint arXiv:2308.11584*.

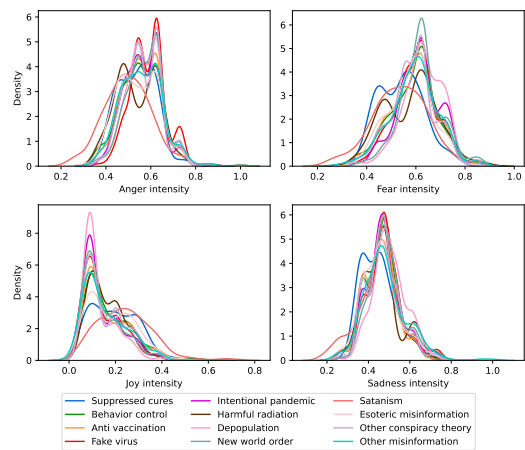


Figure 7: Emotion intensity of different conspiracies

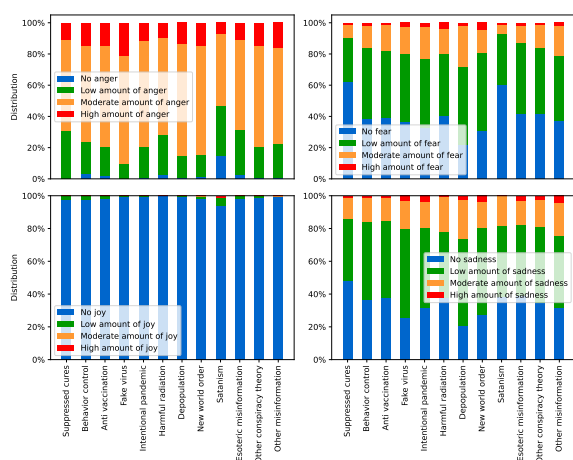


Figure 8: Ordinal classification of emotion intensity of different conspiracies

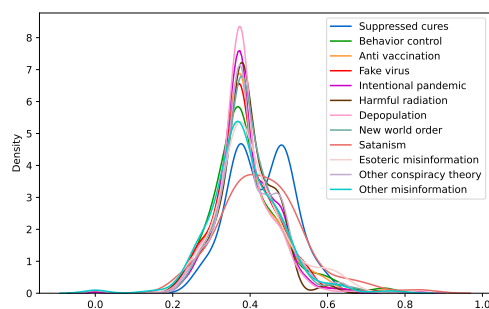


Figure 9: Sentiment strength of different conspiracies

A Appendix

A.1 Affective analysis for different conspiracies on COCO dataset (from Figure 7 to Figure 11)

A.2 Affective analysis on LocoAnnotations (from Figure 12 to Figure 21)

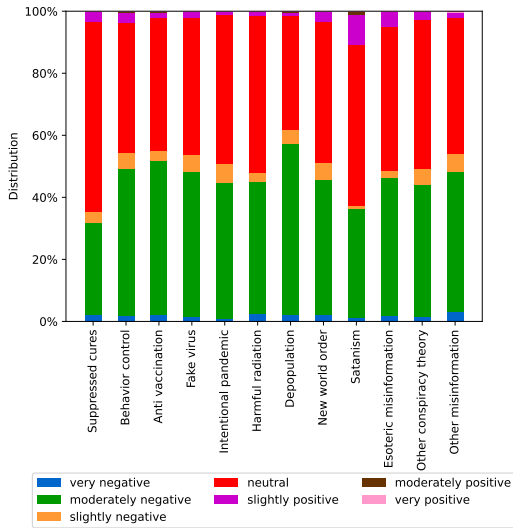


Figure 10: Sentiment classification of different conspiracies

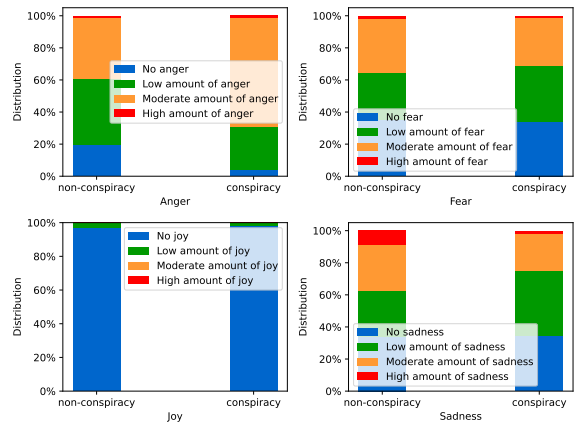


Figure 13: Ordinal classification of emotion intensity of conspiracy and non-conspiracy

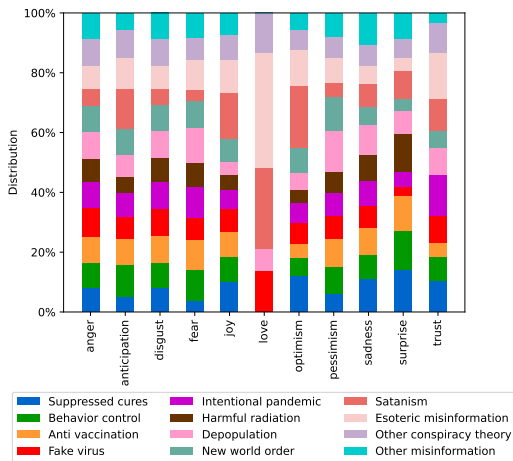


Figure 11: Emotion classification of different conspiracies

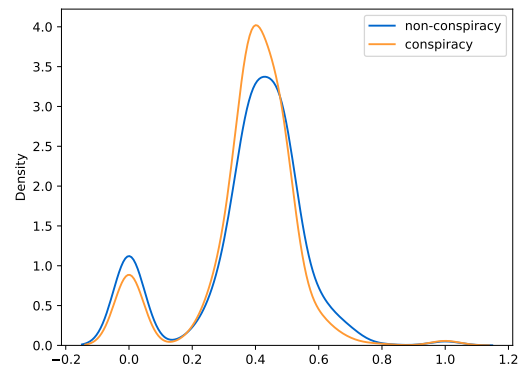


Figure 14: Sentiment strength of conspiracy and non-conspiracy

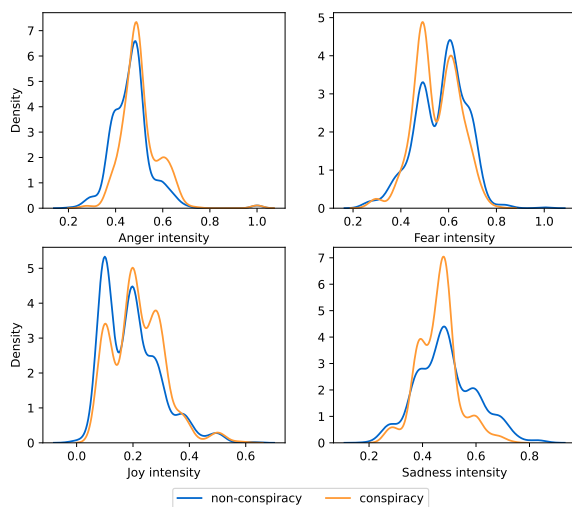


Figure 12: Emotion intensity of conspiracy and non-conspiracy

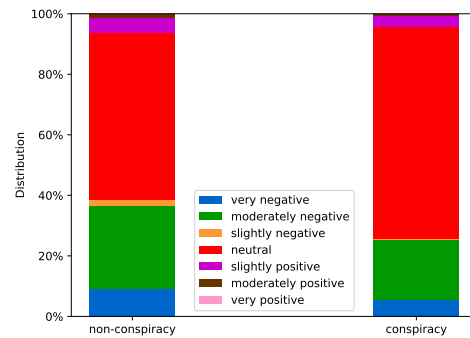


Figure 15: Sentiment classification of conspiracy and non-conspiracy

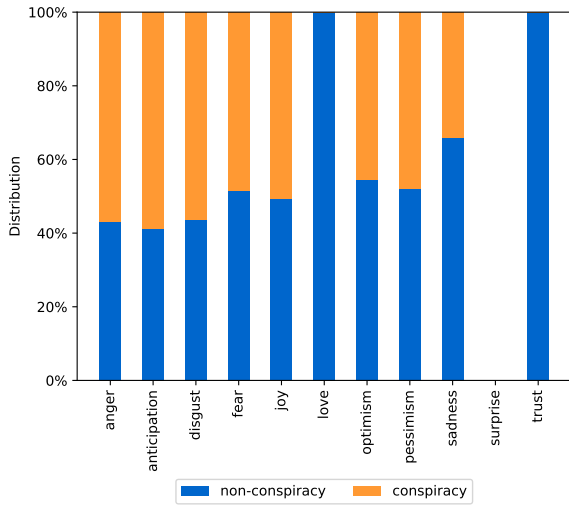


Figure 16: Emotion classification of conspiracy and non-conspiracy

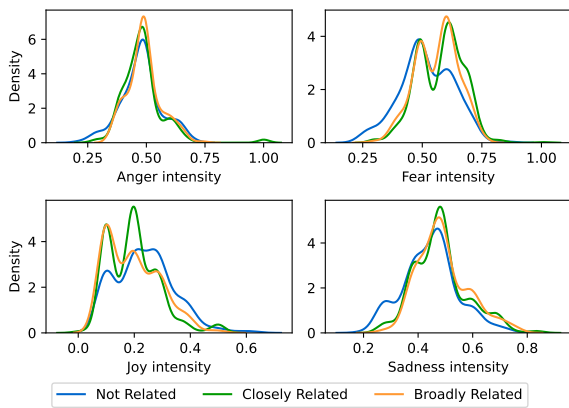


Figure 17: Emotion intensity of different relatedness

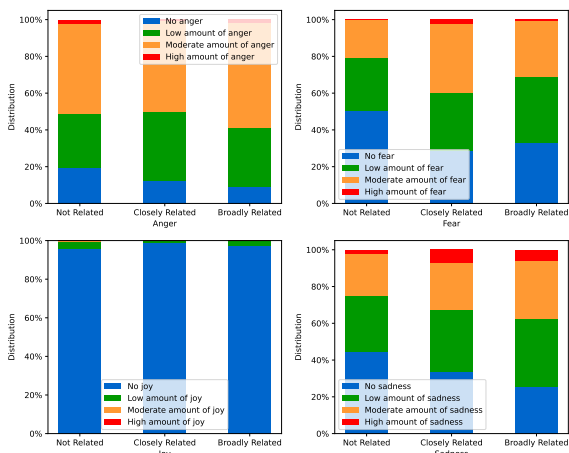


Figure 18: Ordinal classification of emotion intensity of different relatedness

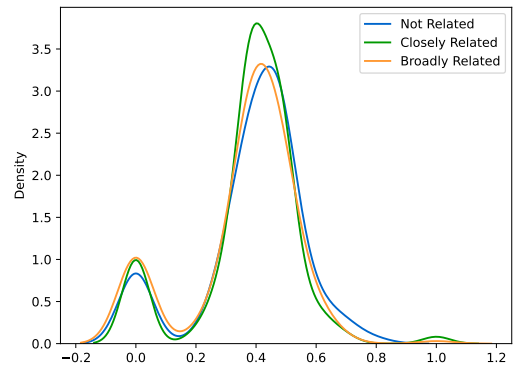


Figure 19: Sentiment strength of different relatedness

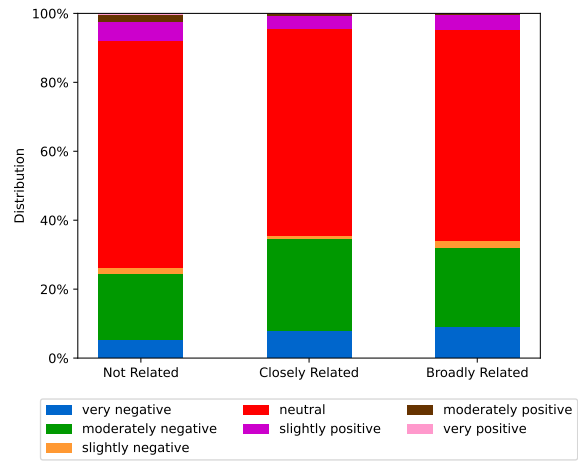


Figure 20: Sentiment classification of different relatedness

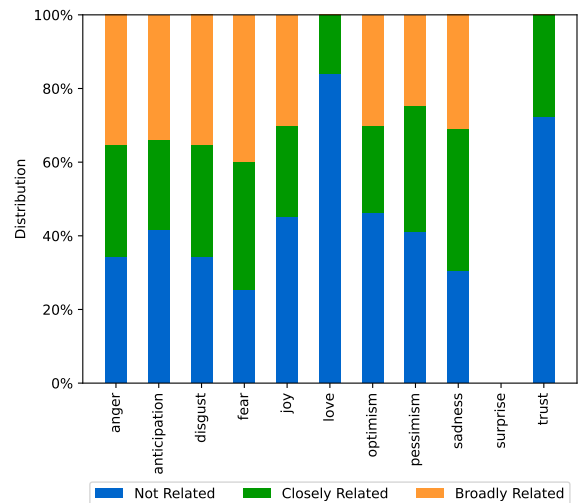


Figure 21: Emotion classification of different relatedness