

# POLYOMINOIDEALS: A PACKAGE FOR MACAULAY2 TO WORK WITH THE INNER 2-MINOR IDEALS OF COLLECTIONS OF CELLS

CISTO CARMELO, RIZWAN JAHANGIR, AND FRANCESCO NAVARRA

ABSTRACT. Let  $\mathcal{P}$  be a collection of cells and  $I_{\mathcal{P}}$  be the associated ideal of inner 2-minors as defined by A. A. Qureshi in 2012. In this paper, we provide a description of the package `PolyominoIdeals` for the computer algebra software `Macaulay2`. More precisely, this package provides some functions that allow to define the ideal  $I_{\mathcal{P}}$  in `Macaulay2` and to compute its algebraic invariants or verifying its algebraic properties. We explain the usage of these functions and also give some examples.

## 1. INTRODUCTION

An unitary square in  $\mathbb{Z}^2$ , whose vertices have integer coordinates, is said to be a *cell*. Considering collections of cells in the plane, it is possible to create many geometric objects having a different shapes. A particular class of collections of cells consists of polyominoes. A *polyomino* is a finite collection of unitary squares joined edge by edge. This term was coined by S. W. Golomb in 1953 and such configurations have been studied mainly in Combinatorial Mathematics, for instance in some tiling problems of the plane. In 2012 A.A. Qureshi (see [27]) defined a polyomino ideal attached to a polyomino  $\mathcal{P}$ , as the ideal generated by all inner 2-minors of  $\mathcal{P}$  in the polynomial ring  $S_{\mathcal{P}}$ , that is the polynomial ring over a field  $K$  in the variables  $x_v$ , for all  $v$  vertices of cells in  $\mathcal{P}$ . Such an ideal is called the *polyomino ideal* of  $\mathcal{P}$  and it is denoted by  $I_{\mathcal{P}}$ . For more details see [27]. The study of the main algebraic properties of the quotient ring  $K[\mathcal{P}] = S_{\mathcal{P}}/I_{\mathcal{P}}$ , depending on the shape of  $\mathcal{P}$ , has become an exciting line of research. Many authors have focused their attention about that, see [1], [2], [3], [4], [5], [6], [7], [8], [9], [13], [15], [16], [17], [20], [21], [23], [24], [25], [28], [29], [30], [31].

In this paper, we provide a description of the package `PolyominoIdeals` for the computer algebra software `Macaulay2`. The purpose of this package is to allow the definition and manipulation of the binomial ideals attached to collections of cells, inside the computer algebra software. More precisely, encoding a fixed collection of cells by a list of lists containing the diagonal corners of each cell, the package provides three functions. The function `polyoIdeal` allows to define the inner 2-minor ideal of  $\mathcal{P}$ . For this function, we also give three options. The option `RingChoice` allows one to choose between two rings having two different monomial orders: one is the lexicographic order induced by the natural partial order on  $V(\mathcal{P})$ ; the other one is the monomial order  $<$  given in [18] for bipartite graphs, that can be induced in a polyomino as shown in [27], where one also can deduce that, for a *convex* polyomino  $\mathcal{P}$ , the generators of the ideal  $I_{\mathcal{P}}$  form the reduced Gröbner basis with respect to  $<$ . For the other two options, the first one is `Field` which allows changing the base field  $K$  in the base polynomial ring of  $I_{\mathcal{P}}$ , and the second is `TermOrder`, which allows replacing the lexicographic order by other term orders when `RingChoice` is defined in the first way as described above. For the other functions, we have `polyoToric`, which allows generating the toric ideal defined in [24]. The third function `polyoMatrix` gives the matrix attached to  $\mathcal{P}$ , that is the matrix whose set of all 2-minors consists of the set of generators of the ideal  $I_{\mathcal{P}}$ . The paper is arranged as follows. In Section 2 we introduce and explain in detail the main mathematical

---

2010 *Mathematics Subject Classification.* 05B50, 05E40.

*Key words and phrases.* Collections of cells, Macaulay2.

definitions for collections of cells and the associated ideals, needed for what we describe in this work. In Section 3 we describe the functions and the related options and we show several examples of them. In Section 4 we explain a useful trick that allows getting the list encoding the collection of cells using GeoGebra.

## 2. MATHEMATICAL BACKGROUND ON POLYOMINOES AND POLYOMINO IDEALS

Let  $(i, j), (k, l) \in \mathbb{Z}^2$ . We say that  $(i, j) \leq (k, l)$  if  $i \leq k$  and  $j \leq l$ . Consider  $a = (i, j)$  and  $b = (k, l)$  in  $\mathbb{Z}^2$  with  $a \leq b$ , the set  $[a, b] = \{(m, n) \in \mathbb{Z}^2 : i \leq m \leq k, j \leq n \leq l\}$  is called an *interval* of  $\mathbb{Z}^2$ . In addition, if  $i < k$  and  $j < l$  then  $[a, b]$  is a *proper* interval. In such a case we say  $a, b$  the *diagonal corners* of  $[a, b]$  and  $c = (i, l)$ ,  $d = (k, j)$  the *anti-diagonal corners* of  $[a, b]$ . If  $j = l$  (or  $i = k$ ) then  $a$  and  $b$  are in *horizontal* (or *vertical*) *position*. We denote by  $]a, b[$  the set  $\{(m, n) \in \mathbb{Z}^2 : i < m < k, j < n < l\}$ . A proper interval  $C = [a, b]$  with  $b = a + (1, 1)$  is called a *cell* of  $\mathbb{Z}^2$ ; moreover, the elements  $a, b, c$  and  $d$  are called respectively the *lower left*, *upper right*, *upper left* and *lower right corners* of  $C$ . The sets  $\{a, c\}$ ,  $\{c, b\}$ ,  $\{b, d\}$  and  $\{a, d\}$  are the *edges* of  $C$ . We put  $V(C) = \{a, b, c, d\}$  and  $E(C) = \{\{a, c\}, \{c, b\}, \{b, d\}, \{a, d\}\}$ . Let  $\mathcal{S}$  be a non-empty collection of cells in  $\mathbb{Z}^2$ . The set of the vertices and of the edges of  $\mathcal{S}$  are respectively  $V(\mathcal{S}) = \bigcup_{C \in \mathcal{S}} V(C)$  and  $E(\mathcal{S}) = \bigcup_{C \in \mathcal{S}} E(C)$ , while  $\text{rank } \mathcal{S}$  is the number of cells belonging to  $\mathcal{S}$ . If  $C$  and  $D$  are two distinct cells of  $\mathcal{S}$ , then a *walk* from  $C$  to  $D$  in  $\mathcal{S}$  is a sequence  $\mathcal{C} : C = C_1, \dots, C_m = D$  of cells of  $\mathbb{Z}^2$  such that  $C_i \cap C_{i+1}$  is an edge of  $C_i$  and  $C_{i+1}$  for  $i = 1, \dots, m - 1$ . In addition, if  $C_i \neq C_j$  for all  $i \neq j$ , then  $\mathcal{C}$  is called a *path* from  $C$  to  $D$ . Two cells  $C$  and  $D$  are called *connected* in  $\mathcal{S}$  if there exists a path of cells in  $\mathcal{S}$  from  $C$  to  $D$ . A connected collection of cells  $\mathcal{P}$  is called *polyomino*.

Let  $\mathcal{P}$  be a non-empty, finite collection of cells in  $\mathbb{Z}^2$ ,  $\mathcal{P}$  is called *weakly connected* if for any two cells  $C$  and  $D$  in  $\mathcal{P}$  there exists a sequence of cells  $\mathcal{C} : C = C_1, \dots, C_m = D$  of  $\mathcal{P}$  such that  $V(C_i) \cap V(C_{i+1}) \neq \emptyset$  for all  $i = 1, \dots, m - 1$ . A subset of cells  $\mathcal{P}'$  of  $\mathcal{P}$  is called a *connected component* of  $\mathcal{P}$  if  $\mathcal{P}'$  is a polyomino and it is maximal with respect to the set inclusion, that is if  $A \in \mathcal{P} \setminus \mathcal{P}'$  then  $\mathcal{P}' \cup \{A\}$  is not a polyomino. For instance, see Figure 1 (A). Observe trivially that every polyomino is a weakly connected collection of cells. For instance, see Figure 1 (B).

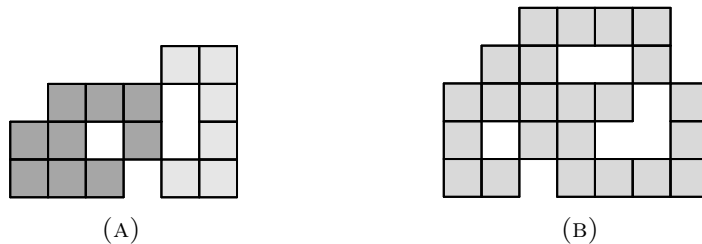


FIGURE 1

A weakly connected collection  $\mathcal{P}$  of cells is *row convex*, if the horizontal cell interval  $[A, B]$  is contained in  $\mathcal{P}$  for any two cells  $A$  and  $B$  of  $\mathcal{P}$  whose lower left corners are in a horizontal position. Similarly one defines *column convex*.  $\mathcal{P}$  is called *convex* if it is row and column convex. A polyomino  $\mathcal{P}$  is *simple* if for any two cells  $C$  and  $D$  not in  $\mathcal{P}$  there exists a path of cells not in  $\mathcal{P}$  from  $C$  to  $D$ . A finite collection of cells  $\mathcal{H}$  not in  $\mathcal{P}$  is a *hole* of  $\mathcal{P}$  if any two cells of  $\mathcal{H}$  are connected in  $\mathcal{H}$  and  $\mathcal{H}$  is maximal with respect to set inclusion. For example, the polyomino in Figure 1 (A) is not simple with three holes. Obviously, each hole of  $\mathcal{P}$  is a simple polyomino and  $\mathcal{P}$  is simple if and only if it has not any hole.

Let  $A$  and  $B$  be two cells of  $\mathbb{Z}^2$  with  $a = (i, j)$  and  $b = (k, l)$  as the lower left corners of  $A$  and  $B$  and  $a \leq b$ . A *cell interval*  $[A, B]$  is the set of the cells of  $\mathbb{Z}^2$  with lower left corner  $(r, s)$  such that  $i \leq r \leq k$  and  $j \leq s \leq l$ . If  $(i, j)$  and  $(k, l)$  are in horizontal (or vertical) position, we say that the

cells  $A$  and  $B$  are in *horizontal* (or *vertical*) *position*.

Let  $A$  and  $B$  be two cells of a polyomino  $\mathcal{P}$  in a vertical or horizontal position. The cell interval  $[A, B]$ , containing  $n > 1$  cells, is called a *block of  $\mathcal{P}$  of rank  $n$*  if all cells of  $[A, B]$  belong to  $\mathcal{P}$ . The cells  $A$  and  $B$  are called *extremal cells* of  $[A, B]$ . Moreover, a block  $\mathcal{B}$  of  $\mathcal{P}$  is *maximal* if there does not exist any block of  $\mathcal{P}$  which contains properly  $\mathcal{B}$ . It is clear that an interval of  $\mathbb{Z}^2$  identifies a cell interval of  $\mathbb{Z}^2$  and vice versa, hence we associate to an interval  $I$  of  $\mathbb{Z}^2$  the corresponding cell interval denoted by  $\mathcal{P}_I$ . A proper interval  $[a, b]$  is called an *inner interval* of  $\mathcal{P}$  if all cells of  $\mathcal{P}_{[a,b]}$  belong to  $\mathcal{P}$ . We denote by  $\mathcal{I}(\mathcal{P})$  the set of all inner intervals of  $\mathcal{P}$ . An interval  $[a, b]$  with  $a = (i, j)$ ,  $b = (k, j)$  and  $i < k$ , is called a *horizontal edge interval* of  $\mathcal{P}$  if the sets  $\{(\ell, j), (\ell + 1, j)\}$  are edges of cells of  $\mathcal{P}$  for all  $\ell = i, \dots, k - 1$ . In addition, if  $\{(i - 1, j), (i, j)\}$  and  $\{(k, j), (k + 1, j)\}$  do not belong to  $E(\mathcal{P})$ , then  $[a, b]$  is called a *maximal horizontal edge interval* of  $\mathcal{P}$ . We define similarly a *vertical edge interval* and a *maximal vertical edge interval*.

Let  $\mathcal{P}$  be a collection of cells, we set  $S_{\mathcal{P}} = K[x_v | v \in V(\mathcal{P})]$ , where  $K$  is a field. If  $[a, b]$  is an inner interval of  $\mathcal{P}$ , with  $a, b$  and  $c, d$  respectively diagonal and anti-diagonal corners, then the binomial  $x_a x_b - x_c x_d$  is called an *inner 2-minor* of  $\mathcal{P}$ .  $I_{\mathcal{P}}$  denotes the ideal in  $S_{\mathcal{P}}$  generated by all the inner 2-minors of  $\mathcal{P}$  and is called the *polyomino ideal* of  $\mathcal{P}$ , if  $\mathcal{P}$  is a polyomino. The quotient ring  $K[\mathcal{P}] = S_{\mathcal{P}}/I_{\mathcal{P}}$  is called the *coordinate ring* of  $\mathcal{P}$ .

### 3. FUNCTIONS IN THE PACKAGE POLYOIDEALS

In this section we describe the functions included in the package `PolyominoIdeals.m2` developed for Macaulay2 ([12]). First of all, consider that a collection of cells  $\mathcal{P}$  is encoded, for the package, with a list of lists, where each list represents a cell of the collection and contains two lists representing the diagonal corners of the cell, the first for the lower left corner, the second for the upper right corner. For instance, the collection of cells in Figure 2 is encoded with the list  $Q = \{\{\{1, 1\}, \{2, 2\}\}, \{\{2, 1\}, \{3, 2\}\}, \{\{3, 1\}, \{4, 2\}\}, \{\{2, 2\}, \{3, 3\}\}, \{\{3, 2\}, \{4, 3\}\}, \{\{2, 3\}, \{3, 4\}\}\}$ .

**3.1. polyoIdeal function.** Let  $\mathcal{P}$  be a polyomino and  $I_{\mathcal{P}}$  be the polyomino ideal associated to  $\mathcal{P}$ . The `polyoIdeal` function available in the `PolyominoIdeals` package gives the output as the generators of polyomino ideal  $I_{\mathcal{P}}$ . The polynomial ring defined as  $S_{\mathcal{P}} = K[x_v : v \in V(\mathcal{P})]$  is auto-declared in the `polyoIdeal` function and can be accessed with the command `ring(polyoIdeal(Q))`, where  $Q$  is the input list which comprises of the diagonal corners of each cell in  $\mathcal{P}$ .

**Example 3.1.** Consider the polyomino on 6 cells shown in Figure 2. Observe that the inner intervals are  $[A, F], [A, G], [A, H], [B, G], [B, H], [B, J], [B, K], [B, M], [C, H], [C, K], [F, J], [F, K], [F, M], [G, K], [I, M]$  and, by definition of the polyomino ideal, the generators correspond to the binomials associated with the 14 inner intervals listed above.

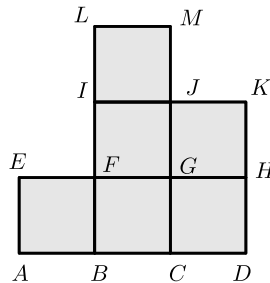


FIGURE 2. A polyomino.

Fixing the lower left corner  $A$  as  $(1,1)$  we embed the polyomino with the list  $Q = \{\{\{1, 1\}, \{2, 2\}\}, \{\{2, 1\}, \{3, 2\}\}, \{\{3, 1\}, \{4, 2\}\}, \{\{2, 2\}, \{3, 3\}\}, \{\{3, 2\}, \{4, 3\}\}, \{\{2, 3\}, \{3, 4\}\}\}$ . Using the `polyoIdeal(Q)` function we obtain the binomials that generate the polyomino ideal.

```
Macaulay2, version 1.20
with packages: ConwayPolynomials, Elimination, IntegralClosure,
InverseSystems, Isomorphism, LLLBases, MinimalPrimes, OnlineLookup,
PrimaryDecomposition, ReesAlgebra, Saturation, TangentCone

i1 : loadPackage "PolyominoIdeals";
i2 : Q={{\{1, 1\}, \{2, 2\}\}, {\{2, 1\}, \{3, 2\}\}, {\{3, 1\}, \{4, 2\}\}, {\{2, 2\}, \{3, 3\}\},
{\{3, 2\}, \{4, 3\}\}, {\{2, 3\}, \{3, 4\}\}};
i3 : I=polyoIdeal(Q);
i4 : g = gens I
o4 : | x_(4,3)x_(3,2) - x_(4,2)x_(3,3)  x_(2,2)x_(1,1) - x_(2,1)x_(1,2)
-----
x_(4,3)x_(2,1) - x_(4,1)x_(2,3)  x_(3,2)x_(2,1) - x_(3,1)x_(2,2)
-----
x_(4,3)x_(2,2) - x_(4,2)x_(2,3)  x_(3,3)x_(2,1) - x_(3,1)x_(2,3)
-----
x_(4,2)x_(1,1) - x_(4,1)x_(1,2)  x_(3,4)x_(2,1) - x_(3,1)x_(2,4)
-----
x_(3,3)x_(2,2) - x_(3,2)x_(2,3)  x_(4,2)x_(3,1) - x_(4,1)x_(3,2)
-----
x_(3,4)x_(2,2) - x_(3,2)x_(2,4)  x_(3,2)x_(1,1) - x_(3,1)x_(1,2)
-----
x_(4,3)x_(3,1) - x_(4,1)x_(3,3)  x_(3,4)x_(2,3) - x_(3,3)x_(2,4)
-----
x_(4,2)x_(2,1) - x_(4,1)x_(2,2) |
```

**3.2. polyoMatrix function.** Let  $\mathcal{P}$  be a collection of cells and  $[(p, q), (r, s)]$  be the smallest interval of  $\mathbb{N}^2$  containing  $\mathcal{P}$ . The matrix  $M(\mathcal{P})$  has  $s - q + 1$  rows and  $r - p + 1$  columns with  $M(\mathcal{P})_{i,j} = x_{(i,j)}$  if  $(i, j)$  is a vertex of  $\mathcal{P}$ , otherwise it is zero.

**Example 3.2.** Consider the same polyomino given in Figure 2 encoded by  $Q = \{\{\{1, 1\}, \{2, 2\}\}, \{\{2, 1\}, \{3, 2\}\}, \{\{3, 1\}, \{4, 2\}\}, \{\{2, 2\}, \{3, 3\}\}, \{\{3, 2\}, \{4, 3\}\}, \{\{2, 3\}, \{3, 4\}\}\}$ . The associated matrix is obtained using `polyoMatrix` function.

```
Macaulay2, version 1.20
with packages: ConwayPolynomials, Elimination, IntegralClosure,
InverseSystems, Isomorphism, LLLBases, MinimalPrimes, OnlineLookup,
PrimaryDecomposition, ReesAlgebra, Saturation, TangentCone

i1 : loadPackage "PolyominoIdeals";
i2 : Q={{\{1, 1\}, \{2, 2\}\}, {\{2, 1\}, \{3, 2\}\}, {\{3, 1\}, \{4, 2\}\}, {\{2, 2\}, \{3, 3\}\},
{\{3, 2\}, \{4, 3\}\}, {\{2, 3\}, \{3, 4\}\}};
i3 : M=polyoMatrix(Q);
o3 : | 0      x_(2,4) x_(3,4) 0      |
     | 0      x_(2,3) x_(3,3) x_(4,3) |
     | x_(1,2) x_(2,2) x_(3,2) x_(4,2) |
     | x_(1,1) x_(2,1) x_(3,1) x_(4,1) |
```

The associated matrix for a collection of cells can help to order the variables to define a polynomial ring with another monomial order. In particular, this function is fundamental for coding the option

when `RingChoice` has a different value by 1 (see Subsection 3.5). Also, the ideal generated by all the inner 2-minors of this matrix is the same polyomino ideal defined earlier.

**3.3. polyToric function.** Let  $\mathcal{P}$  be a weakly connected collection of cells. We introduce a suitable toric ideal attached to  $\mathcal{P}$  based on that one given in [24] for polyominoes. Consider the following total order on  $V(\mathcal{P})$ :  $a = (i, j) > b = (k, l)$ , if  $i > k$ , or  $i = k$  and  $j > l$ . If  $\mathcal{H}$  is a hole of  $\mathcal{P}$ , then we call the lower left corner  $e$  of  $\mathcal{H}$  the minimum, with respect to  $<$ , of the vertices of  $\mathcal{H}$ . Let  $\mathcal{H}_1, \dots, \mathcal{H}_r$  be the holes of  $\mathcal{P}$  and  $e_k = (i_k, j_k)$  be the lower left corner of  $\mathcal{H}_k$ . For  $k \in K = [r]$ , we define the following subset  $F_k = \{(i, j) \in V(\mathcal{P}) : i \leq i_k, j \leq j_k\}$ . Denote by  $\{V_i\}_{i \in I}$  the set of all the maximal vertical edge intervals of  $\mathcal{P}$ , and by  $\{H_j\}_{j \in J}$  the set of all the maximal horizontal edge intervals of  $\mathcal{P}$ . Let  $\{v_i\}_{i \in I}$ ,  $\{h_j\}_{j \in J}$ , and  $\{w_k\}_{k \in K}$  be three sets of variables. We consider the map

$$\alpha : V(\mathcal{P}) \rightarrow K[h_i, v_j, w_k : i \in I, j \in J, k \in K]$$

$$a \rightarrow \prod_{a \in H_i \cap V_j} h_i v_j \prod_{a \in F_k} w_k$$

The toric ring  $T_{\mathcal{P}}$  associated to  $\mathcal{P}$  is defined as  $T_{\mathcal{P}} = K[\alpha(a) : a \in V(\mathcal{P})]$ . The homomorphism  $\psi : S \rightarrow T_{\mathcal{P}}$  with  $x_a \rightarrow \alpha(a)$  is surjective and the toric ideal  $J_{\mathcal{P}}$  is the kernel of  $\psi$ . Observe that the latter generalizes in a natural way that is given in [2] and [29].

**Theorem 3.3** (Theorem 3.3, [2]). *Let  $\mathcal{P}$  be a simple and weakly-connected collection of cells. Then  $I_{\mathcal{P}} = J_{\mathcal{P}}$ .*

The same holds for the class of grid polyominoes, defined in Section 4 of [24]. Moreover, with some suitable changes in the choice of the vertices of  $\mathcal{P}$  to assign the variable  $w$ , similar statements can be proved for the classes of closed paths and weakly closed paths (see Section 4-5 of [1] and Section 4 of [2]).

The function `PolyToric(Q,H)` provides the toric ideal  $J_{\mathcal{P}}$  defined before, where  $\mathbf{Q}$  is the list encoding the collection of cells and  $\mathbf{H}$  is the list of the lower left corners of the holes. It provides a nice tool to study the primality of the inner 2-minor ideals of weakly connected collections of cells. Here we illustrate some examples.

**Example 3.4.** Consider the simple and weakly-connected collection  $\mathcal{P}$  of cells in Figure 3 (A), encoded by the list  $\mathbf{Q} = \{\{\{1, 1\}, \{2, 2\}\}, \{\{2, 2\}, \{3, 3\}\}, \{\{2, 1\}, \{3, 2\}\}, \{\{3, 2\}, \{4, 3\}\}, \{\{2, 3\}, \{3, 4\}\}, \{\{4, 1\}, \{5, 2\}\}, \{\{3, 4\}, \{4, 5\}\}\}$ .

We can compute the ideal  $I_{\mathcal{P}}$  using the function `polyoIdeal(Q)`, the toric ideal  $J_{\mathcal{P}}$  with `polyoToric(Q, {})` and finally we do a comparison between the two ideals. We underline that, to verify the equality, we need to bring the ideal  $\mathbf{J} = \text{polyoToric}(\mathbf{Q}, \{\})$  in the ring  $\mathbf{R}$  of `polyoIdeal(Q)`, using the command `substitute(J,R)`. In according to Theorem 3.3, we find that  $I_{\mathcal{P}} = J_{\mathcal{P}}$ .

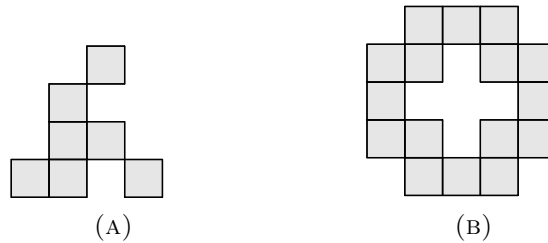


FIGURE 3

```
Macaulay2, version 1.20
with packages: ConwayPolynomials, Elimination, IntegralClosure,
InverseSystems, Isomorphism, LLLBases, MinimalPrimes, OnlineLookup,
PrimaryDecomposition, ReesAlgebra, Saturation, TangentCone
```

```
i1 : loadPackage "PolyominoIdeals";
i2 : Q={{1, 1}, {2, 2}}, {{2, 2}, {3, 3}}, {{2, 1}, {3, 2}},{{3, 2}, {4, 3}},
{{2, 3}, {3, 4}}, {{4, 1}, {5, 2}}, {{3, 4}, {4, 5}}};
i3 : I=polyoIdeal(Q);
i4 : J=polyoToric(Q,{ });
i5 : R=ring I;
i6 : J=substitute(J,R);
o6 : Ideal of R
i7 : J==I
o7 = true
```

Consider the closed path polyomino  $\mathcal{P}$  in Figure 1 (B). The polyomino ideal is not prime (see [1]), so  $I_{\mathcal{P}} \subset J_{\mathcal{P}}$  since  $I_{\mathcal{P}} = (J_{\mathcal{P}})_2$  (Lemma 3.1, [24]). We can compute also the set of the binomials generating  $J_{\mathcal{P}}$  but not  $I_{\mathcal{P}}$ .

```
Macaulay2, version 1.20
with packages: ConwayPolynomials, Elimination, IntegralClosure,
InverseSystems, Isomorphism, LLLBases, MinimalPrimes, OnlineLookup,
PrimaryDecomposition, ReesAlgebra, Saturation, TangentCone
```

```
i1 : loadPackage "PolyominoIdeals";
i2 : Q={{2, 1}, {3, 2}}, {{2, 2}, {3, 3}}, {{1, 2}, {2, 3}}, {{1, 3}, {2, 4}},
{{1, 4}, {2, 5}}, {{2, 4}, {3, 5}}, {{2, 5}, {3, 6}}, {{3, 5}, {4, 6}},
{{4, 5}, {5, 6}}, {{4, 4}, {5, 5}}, {{5, 4}, {6, 5}}, {{5, 3}, {6, 4}},
{{5, 2}, {6, 3}}, {{4, 2}, {5, 3}}, {{4, 1}, {5, 2}}, {{3, 1}, {4, 2}}};
i3 : I=polyoIdeal(Q);
i4 : J=polyoToric(Q,{{2,3}});
i5 : R=ring I;
i6 : J=substitute(J,R);
i7 : J==I
o7 = false
i8 : select(first entries mingens J,f->first degree f>=3)
o8 = {x x x x - x x x x }
      6,5 5,1 2,6 1,2 6,2 5,6 2,1 1,5
```

**3.4. The options Field and TermOrder.** Let  $\mathcal{P}$  be a collection of cells. The option `Field` for the function `polyIdeal` allows changing the base ring of the polynomial ring embedded in  $I_{\mathcal{P}}$ . One can choose every base ring that `Macaulay2` provides. The option `TermOrder` allows changing the monomial order of the ambient ring of  $I_{\mathcal{P}}$  as given by the function `polyoIdeal`. In particular, by default, it provides the lexicographic order but one can replace it with other monomial orders defined in `Macaulay2`. See, for instance, the following example.

```
Macaulay2, version 1.20
with packages: ConwayPolynomials, Elimination, IntegralClosure,
InverseSystems, Isomorphism, LLLBases, MinimalPrimes, OnlineLookup,
PrimaryDecomposition, ReesAlgebra, Saturation, TangentCone
```

```
i1 : loadPackage "PolyominoIdeals";
```

```

i2 : Q={{1,1},{2,2}},{2,2},{3,3}},{3,3},{4,4}}};
i3 : I = polyoIdeal(Q, RingChoice=>1, TermOrder=> GRevLex);
o3 : Ideal of QQ[x4,4, x4,3, x3,4, x3,3, x3,2, x2,3, x2,2, x2,1, x1,2, x1,1]
i4 : R=ring I;
i5 : describe R
o5 = QQ[x4,4, x4,3, x3,4, x3,3, x3,2, x2,3, x2,2, x2,1, x1,2, x1,1,
Degrees => {10:1}, Heft => {1}, MonomialOrder => {MonomialSize => 32},
DegreeRank => 1{GRevLex => {10:1}}{Position => Up}]

```

**3.5. RingChoice: an option for the function PolyoIdeal.** Let  $\mathcal{P}$  be a collection of cells. Recall that the definition of a ring in Macaulay2 needs to provide, together with a base ring and a set of variables, also a monomial order. **RingChoice** is an option that allows choosing between two available rings that one can define into  $I_{\mathcal{P}}$ .

If **RingChoice** is equal to 1, or by default, the function **polyoIdeal** gives the ideal  $I_{\mathcal{P}}$  in the polynomial ring  $S_{\mathcal{P}} = K[x_a : a \in V(\mathcal{P})]$ , where  $K$  is a field and the monomial order is defined by **Term order** induced by the following order of the variables:  $x_a > x_b$  with  $a = (i, j)$  and  $b = (k, l)$ , if  $i > k$ , or  $i = k$  and  $j > l$ .

Now we describe what is the ambient ring in the case **RingChoice** has a value different from 1. Consider the edge ring  $R = K[s_i t_j : (i, j) \in V(\mathcal{P})]$  associated to the bipartite graph  $G$  with vertex set  $\{s_1, \dots, s_m\} \cup \{t_1, \dots, t_n\}$  such that each vertex  $(i, j) \in V(\mathcal{P})$  determines the edge  $\{s_i, t_j\}$  in  $G$ . Let  $S = K[x_a : a \in V(\mathcal{P})]$  and  $\phi : S \rightarrow R$  be the  $K$ -algebra homomorphism defined by  $\phi(x_{ij}) = s_i t_j$ , for all  $(i, j) \in V(\mathcal{P})$  and set  $J_{\mathcal{P}} = \ker(\phi)$ . From Theorem 2.1 of [27], we know that  $I_{\mathcal{P}} = J_{\mathcal{P}}$ , if  $\mathcal{P}$  is a weakly connected and convex collection of cells. In such a case, from [18] we get that the generators of  $I_{\mathcal{P}}$  form the reduced Gröebner basis with respect to a suitable order  $<$ , and in particular the initial ideal  $\text{in}_{<}(I_{\mathcal{P}})$  is squarefree and generated in degree two. Following the proof in [18], the implemented routine provides the polynomial ring  $S_{\mathcal{P}}$  with monomial order  $<$ .

**Example 3.5.** The polyomino  $\mathcal{P}$  in Figure 2 is convex. Using the options **RingChoice => 2** to define  $I_{\mathcal{P}}$ , the ambient ring of  $I_{\mathcal{P}}$  is given by **PolyoRingConvex**. Hence the initial ideal is squarefree in degree two.

```

Macaulay2, version 1.20
with packages: ConwayPolynomials, Elimination, IntegralClosure,
InverseSystems, Isomorphism, LLLBases, MinimalPrimes, OnlineLookup,
PrimaryDecomposition, ReesAlgebra, Saturation, TangentCone

```

```

i1 : loadPackage "PolyominoIdeals";
i2 : Q={{1, 1}, {2, 2}}, {{2, 1}, {3, 2}}, {{3, 1}, {4, 2}}, {{2, 2}, {3, 3}},
{{3, 2}, {4, 3}}, {{2, 3}, {3, 4}}};
i3 : I=polyoIdeal(Q);
i4 : In= monomialIdeal(leadTerm(I))

o4 = monomialIdeal (x2,4 x3,3, x3,3 x4,2, x2,3 x4,2, x2,4 x3,2, x2,3 x3,2, x4,2 x1,1,
x3,2 x1,1, x2,2 x1,1, x3,3 x4,1, x2,3 x4,1, x3,2 x4,1, x2,2 x4,1, x2,4 x3,1,
x2,3 x3,1, x2,2 x3,1)

```

```
i5 : Q={{1, 3}, {2, 4}}, {{2, 2}, {3, 3}}, {{2, 3}, {3, 4}}, {{2, 4}, {3, 5}},
{{3, 4}, {4, 5}}, {{3, 3}, {4, 4}}, {{3, 2}, {4, 3}}, {{3, 1}, {4, 2}},
{{3, 5}, {4, 6}}, {{4, 4}, {5, 5}}, {{4, 3}, {5, 4}}, {{5, 4}, {6, 5}}};
```

```
i6 : I = polyoIdeal(Q, RingChoice=>2);
```

```
i7 : In= monomialIdeal(leadTerm(I))
```

```
o7 = monomialIdeal (x4,6 x3,1, x4,6 x3,2, x4,1 x3,2, x3,2 x2,3, x4,2 x2,3, x4,6 x3,3,
```

---

```
x4,1 x3,3, x4,2 x3,3, x2,3 x5,5, x3,3 x5,5, x4,3 x5,5, x3,2 x2,5, x4,2 x2,5,
```

---

```
x3,3 x2,5, x4,3 x2,5, x4,6 x3,5, x4,1 x3,5, x4,2 x3,5, x4,3 x3,5, x5,3 x1,4,
```

---

```
x2,3 x1,4, x3,3 x1,4, x4,3 x1,4, x5,5 x6,4, x2,5 x6,4, x3,5 x6,4, x4,5 x6,4,
```

---

```
x2,3 x5,4, x3,3 x5,4, x4,3 x5,4, x2,5 x5,4, x3,5 x5,4, x4,5 x5,4, x3,2 x2,4,
```

---

```
x4,2 x2,4, x3,3 x2,4, x4,3 x2,4, x3,5 x2,4, x4,5 x2,4, x4,6 x3,4, x4,1 x3,4,
```

---

```
x4,2 x3,4, x4,3 x3,4, x4,5 x3,4)
```

**3.6. An example of computing other properties of the polyomino ideal.** Considering the ideal computed by the function `polyoIdeal` it is possible to verify some algebraic properties and get some algebraic invariants of it by using the functions available in `Macaulay2`. Moreover, we can take advantage of the package `Binomials.m2` [19], that is optimized for computations in binomial ideals. In the following list of commands we provide, for polyomino  $\mathcal{P}$  in Figure 4, how to compute some properties of the ideal  $I_{\mathcal{P}}$ . In particular, we verify its primality, we check if it is radical and we compute a primary decomposition, the minimal primes (that in this case are the ideals in its primary decomposition), and the reduced Hilbert series.

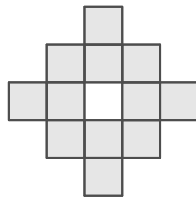


FIGURE 4

`Macaulay2`, version 1.20

with packages: **ConwayPolynomials**, **Elimination**, **IntegralClosure**,  
**InverseSystems**, **Isomorphism**, **LLBases**, **MinimalPrimes**, **OnlineLookup**,  
**PrimaryDecomposition**, **ReesAlgebra**, **Saturation**, **TangentCone**



```

i1 : loadPackage "PolyominoIdeals";
i2 : Q={{3, 1}, {4, 2}}, {{3, 2}, {4, 3}}, {{4, 2}, {5, 3}}, {{4, 3}, {5, 4}},
{{4, 4}, {5, 5}}, {{5, 3}, {6, 4}}, {{3, 4}, {4, 5}}, {{2, 4}, {3, 5}},
{{2, 3}, {3, 4}}, {{2, 2}, {3, 3}}, {{1, 3}, {2, 4}}, {{3, 5}, {4, 6}}};
i3 : I=polyoIdeal(Q);
i4 : loadPackage "Binomials"
i5 : binomialIsPrime(I)
o5 = false
i6 : I==binomialRadical I
Input not cellular, computing minimal primes ...
o6 = true
i7 : m=binomialPrimaryDecomposition I;
i8 : #m
o8 = 4
i9 : first entries mingens m#0

o9 = {x      x      - x      x      , x      x      - x      x      , x      x      - x      x      , x      x      -
      2,4 1,3      2,3 1,4      3,3 2,2      3,2 2,3      3,4 1,3      3,3 1,4      3,4 2,2

      x      x      , x      x      - x      x      , x      x      - x      x      , x      x      - x      x      ,
      3,2 2,4      3,4 2,3      3,3 2,4      3,5 2,2      3,2 2,5      3,5 2,3      3,3 2,5

      x      x      - x      x      , x      x      - x      x      , x      x      - x      x      , x      x      -
      3,5 2,4      3,4 2,5      4,2 3,1      4,1 3,2      4,3 2,2      4,2 2,3      4,3 3,1

      x      x      , x      x      - x      x      , x      x      - x      x      , x      x      - x      x      ,
      4,1 3,3      4,3 3,2      4,2 3,3      4,5 2,4      4,4 2,5      4,5 3,4      4,4 3,5

      x      x      - x      x      , x      x      - x      x      , x      x      - x      x      , x      x      -
      4,6 3,4      4,4 3,6      4,6 3,5      4,5 3,6      5,3 2,2      5,2 2,3      5,3 3,2

      x      x      , x      x      - x      x      , x      x      - x      x      , x      x      - x      x      ,
      5,2 3,3      5,3 4,2      5,2 4,3      5,4 4,2      5,2 4,4      5,4 4,3      5,3 4,4

      x      x      - x      x      , x      x      - x      x      , x      x      - x      x      , x      x      -
      5,5 2,4      5,4 2,5      5,5 3,4      5,4 3,5      5,5 4,2      5,2 4,5      5,5 4,3

      x      x      , x      x      - x      x      , x      x      - x      x      , x      x      - x      x      ,
      5,3 4,5      5,5 4,4      5,4 4,5      6,4 4,3      6,3 4,4      6,4 5,3      6,3 5,4

      x      x      x      x      - x      x      x      x      , x      x      x      x      - x      x      x      x      ,
      5,4 4,1 3,6 1,3      5,3 4,6 3,1 1,4      5,4 4,1 3,6 2,2      5,2 4,6 3,1 2,4

      x      x      x      x      - x      x      x      x      , x      x      x      x      - x      x      x      x      ,
      5,4 4,1 3,6 2,3      5,3 4,6 3,1 2,4      5,5 4,1 3,6 2,2      5,2 4,6 3,1 2,5

      x      x      x      x      - x      x      x      x      , x      x      x      x      - x      x      x      x      ,
      5,5 4,1 3,6 2,3      5,3 4,6 3,1 2,5      6,4 4,1 3,5 1,3      6,3 4,5 3,1 1,4

      x      x      x      x      - x      x      x      x      , x      x      x      x      - x      x      x      x      ,
      6,4 4,1 3,6 1,3      6,3 4,6 3,1 1,4      6,4 4,1 3,6 2,3      6,3 4,6 3,1 2,4

```

---

```
x  x  x  x  - x  x  x  x  , x  x  x  x  - x  x  x  x  ,
6,4 4,2 2,5 1,3 6,3 4,5 2,2 1,4 6,4 4,2 3,5 1,3 6,3 4,5 3,2 1,4
```

---

```
x  x  x  x  - x  x  x  x  , x  x  x  x  - x  x  x  x  ,
6,4 4,2 3,6 1,3 6,3 4,6 3,2 1,4 6,4 5,2 2,5 1,3 6,3 5,5 2,2 1,4
```

---

```
x  x  x  x  - x  x  x  x  }
6,4 5,2 3,5 1,3 6,3 5,5 3,2 1,4
```

i10 : **first entries mingens** m#1

```
o10 = {x  , x  , x  , x  , x  , x  , x  , x  , x  x  - x  x  ,
       3,2  3,3  3,4  3,5  4,2  4,3  4,4  4,5  2,4 1,3  2,3 1,4
```

---

```
x  x  - x  x  , x  x  - x  x  , x  x  - x  x  ,
5,3 2,2  5,2 2,3  5,5 2,4  5,4 2,5  6,4 5,3  6,3 5,4
```

---

```
x  x  x  x  - x  x  x  x  }
6,4 5,2 2,5 1,3  6,3 5,5 2,2 1,4
```

i11 : **first entries mingens** m#2

```
o11 = {x  , x  , x  , x  , x  , x  , x  , x  , x  x  - x  x  ,
       2,3  2,4  3,3  3,4  4,3  4,4  5,3  5,4  3,5 2,2  3,2 2,5
```

---

```
x  x  - x  x  , x  x  - x  x  , x  x  - x  x  ,
4,2 3,1  4,1 3,2  4,6 3,5  4,5 3,6  5,5 4,2  5,2 4,5
```

---

```
x  x  x  x  - x  x  x  x  }
5,5 4,1 3,6 2,2  5,2 4,6 3,1 2,5
```

i12 : **first entries mingens** m#3

```
o12 = {x  , x  , x  , x  , x  , x  , x  , x  , x  , x  , x  , x  }
       2,3  2,4  3,2  3,3  3,4  3,5  4,2  4,3  4,4  4,5  5,3  5,4
```

i13 : n=binomialMinimalPrimes I;

i14 : n=m

o14 = true

i15 : **reduceHilbert hilbertSeries** I

```

          2      3      4      5      6
1 + 12T + 50T + 92T + 76T + 24T + 2T
o15 = -----
          12
        (1 - T)
```

#### 4. A TRICK WITH THE HELP OF GEOGEBRA

In order to make tests for some big polyominoes or collections of cells, it could be not so easy to provide to Macaulay2 the list of the diagonal corners of each cell that encodes our object. In this

section, we give a trick to obtain the encoding of a desired collection of cells, after drawing it in **GeoGebra**. **GeoGebra** is a dynamic mathematics software for all levels of education that brings together geometry, algebra, spreadsheets, graphing, statistics, and calculus in one engine. Its usage is very intuitive, in particular in the **Graphics View** it is possible to draw points, vectors, segments, lines, polygons, and many other things. The **Graphics View Toolbar** provides a wide range of **Tools** that allow you to create the graphical representations of objects directly in the **Graphics View**. **GeoGebra** allows to export its materials in several formats, including SVG, Animated GIF, Windows Metafile, PNG, PDF, and EPS, and can also generate code for use in  $\text{\LaTeX}$ files. **GeoGebra** is available on multiple platforms, with apps for desktops (Windows, macOS and Linux), tablets (Android, iPad and Windows) and web. For many other insights see [10]. In the following explanation, we use the web app in the English(UK) language.

First of all, we explain how a collection of cells must be drawn in **GeoGebra**. In the **Graphics View**, by default, the coordinate axes and the grid appear. In the **Graphics View Toolbar** select the tool **Regular polygon**. This tool works in the following way: if one selects two points  $A$  and  $B$  in the plane and specifies the number  $n$  of vertices in the input field of the appearing dialog window, then a regular polygon with  $n$  vertices including points  $A$  and  $B$  is provided. We use this tool to draw each cell of the collection we want to study, as a regular polygon of 4 vertices. For our purpose, each cell must be drawn by selecting first the lower left corner, say  $A$ , and then the lower right corner  $A + (1, 0)$ , using only integer points (see Figure 5).

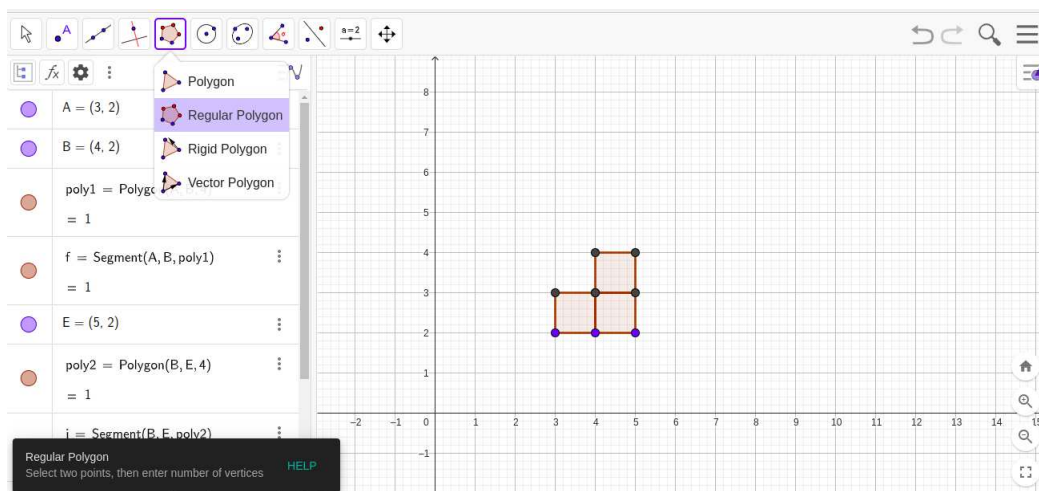


FIGURE 5

In order to continue, we provide here the code of the function “GeoPoly” that we need to import in **Macaulay2**. If one uses a different language in **GeoGebra**, the code of the function must be changed opportunely.

```
GeoPoly=(n)->(
  out={};
  for i from 1 to n do (
    out=join(out, {"{Vertex(poly" | i | ",1),Vertex(poly" | i | ",3)}"});
  );
  "vertices" << out << endl << close;
  return out;
);
```

Now suppose the collection of cells drawn in **GeoGebra** has  $n$  cells. In the command line of **Macaulay2**, type the command “`GeoPoly( $n$ )`”. This function creates the text file “`vertices.txt`” in the local folder where **Macaulay2** is launched. So, open the file “`vertices.txt`” and copy and paste its content in the **Input Bar** of the **GeoGebra** window (to activate it, go to the options up-right) where the collection of cells is drawn, and type **Enter** (see Figure 6).

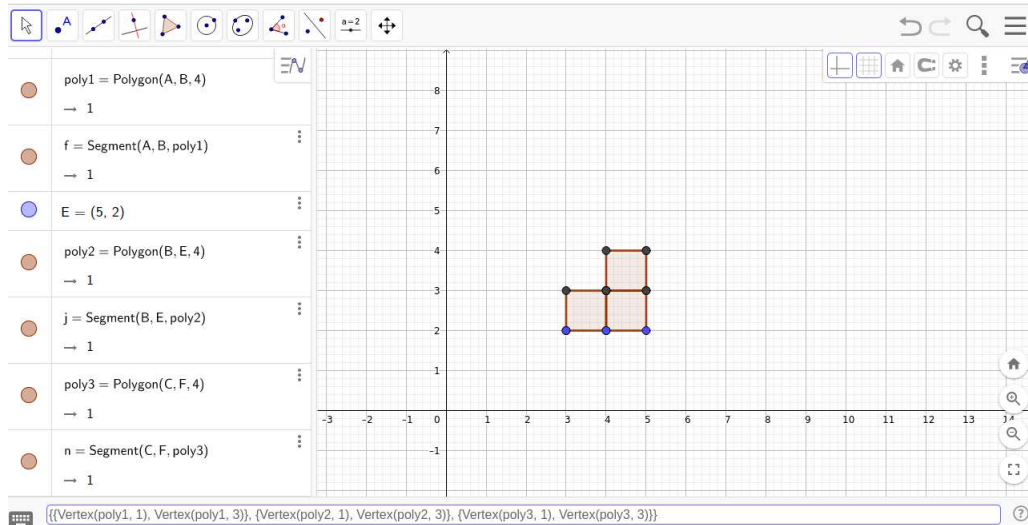


FIGURE 6

In this way a list is generated, where each element is the list of the diagonal corners of each cell. Let  $l1$  be the name of this list and, in the **Input bar**, type the command “`Text(l1)`” (see Figure 7).

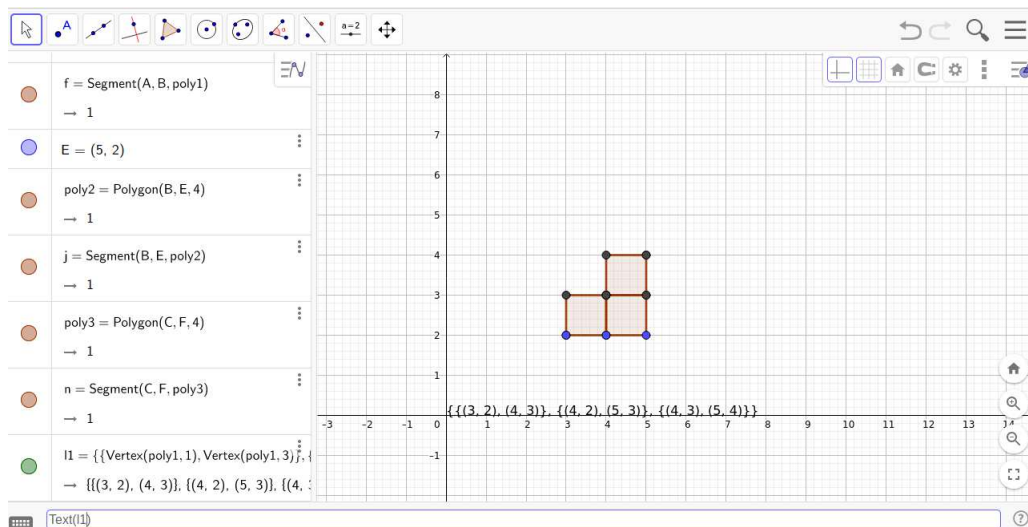


FIGURE 7

Observe that, at this point, we can obtain the input data in **Macaulay2** of the drawn collection of cells by the text appearing in the **Graphic view**. We only need to change parentheses with braces. A possible way to obtain the character string of the text in the **Graphic view**, is to export it as **PGF/TikZ** (see Figure 8).

In the exported file (that is a `.txt` file), one can find the desired character string in a particular line (see Figure 9 for the example explained in the previous pictures).

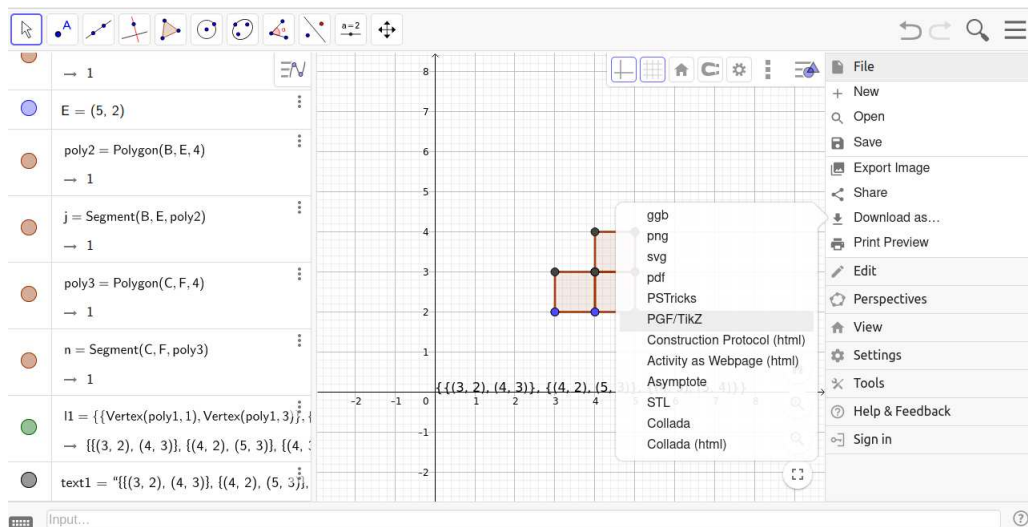


FIGURE 8

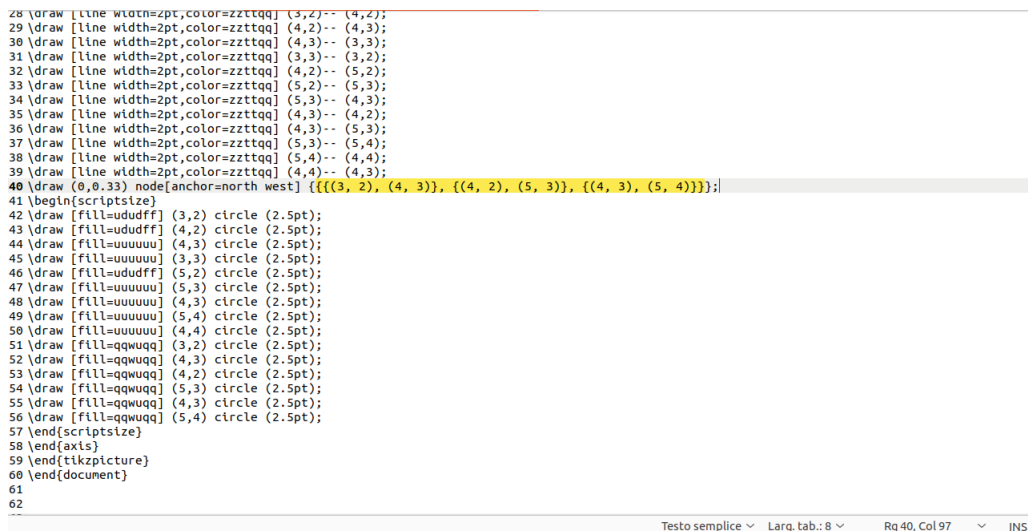


FIGURE 9

Finally, copy the character string, open Macaulay2 and paste it into the command line creating a variable P. That is, in the command line of Macaulay2 you have something like  $P = \{(3, 2), (4, 3)\}, \{(4, 2), (5, 3)\}, \{(4, 3), (5, 4)\}$  (considering the polyomino in the previous pictures). In order to replace parentheses in braces, and so obtain the right encoding of the desired collection of cells in a variable Q, it suffices to type the following commands:

Macaulay2, **version** 1.20

with packages: **ConwayPolynomials**, **Elimination**, **IntegralClosure**, **InverseSystems**, **Isomorphism**, **LLLBases**, **MinimalPrimes**, **OnlineLookup**, **PrimaryDecomposition**, **ReesAlgebra**, **Saturation**, **TangentCone**

```

i1 : P={{(3, 2), (4, 3)}, {(4, 2), (5, 3)}, {(4, 3), (5, 4)}};
i2 : Q={};
for i from 0 to #P-1 do(
    Q=join(Q,{{toList(P#i #0),toList(P#i #1)}});
    
```

```

);
i4 : Q
o4 = {{{{3, 2}, {4, 3}}, {{4, 2}, {5, 3}}, {{4, 3}, {5, 4}}}}
o4 : List

```

The list  $Q$  encodes the desired collection of cells drawn in the Graphic view of GeoGebra, and from it, we are able to use the functions of the package `PolyominoIdeals.m2`.

## REFERENCES

- [1] C. Cisto, F. Navarra, *Primality of closed path polyominoes*, Journal of Algebra and its Applications, Vol. 22, No. 02, 2350055, 2023.
- [2] C. Cisto, F. Navarra, R. Utano, *Primality of weakly connected collections of cells and weakly closed path polyominoes*, Illinois Math. Journal, 1-19, 2022.
- [3] C. Cisto, F. Navarra, R. Utano, *On Gröbner bases and Cohen-Macaulay property of closed path polyominoes*, The Electronic Journal of Combinatorics, **29**, 3, 2022.
- [4] C. Cisto, F. Navarra, R. Utano, *Hilbert-Poincaré series and Gorenstein property for closed path polyominoes*, Bull. Iranian Math. Soc., **49**(3): Article number 22, 2023.
- [5] C. Cisto, F. Navarra, D. Veer, *Polycollection ideals and primary decomposition of polyomino ideals*, J. Algebra, **641**: 498-529, 2024.
- [6] R. Dinu, F. Navarra, *Non-simple polyominoes of König type*, arXiv:2210.12665, preprint.
- [7] R. Dinu, F. Navarra, *On the rook polynomial of grid polyominoes*, arXiv:2309.01818, 2023.
- [8] V. Ene, J. Herzog, T. Hibi, *Linearly related polyominoes*, Journal of Algebraic Combinatorics, **41**(4), 2015.
- [9] V. Ene, J. Herzog, A. A. Qureshi, F. Romeo, *Regularity and Gorenstein property of the L-convex polyominoes*, The Electronic Journal of Combinatorics, **28**(1), P1.50, 2021.
- [10] GeoGebra.org, <https://wiki.geogebra.org/en/Manual>
- [11] S. W. Golomb, *Polyominoes, puzzles, patterns, problems, and packagings*, Second edition, Princeton University Press, 1994.
- [12] D. R. Grayson, M. E. Stillman, “Macaulay2: a software system for research in algebraic geometry”, available at <http://www.math.uiuc.edu/Macaulay2>.
- [13] J. Herzog, T. Hibi, *Finite distributive lattices, polyominoes and ideals of König type*, Internat. J. Math., **34**(14): 2350089, 2023.
- [14] J. Herzog, T. Hibi, H. Ohsugi, *Binomial Ideals*, Graduate Texts in Mathematics, v. 279, Springer, 2018.
- [15] J. Herzog, S. S. Madani, *The coordinate ring of a simple polyomino*, Illinois J. Math., **58**, 981–995, 2014.
- [16] J. Herzog, A. A. Qureshi, A. Shikama, *Gröbner basis of balanced polyominoes*, Math. Nachr., **288**(7), 775–783, 2015.
- [17] T. Hibi, A. A. Qureshi, *Nonsimple polyominoes and prime ideals*, Illinois J. Math., **59**, 391–398, 2015.
- [18] T. Hibi, H. Ohsugi, *Koszul bipartite graphs*, Adv. Appl. Math., **22**, 25-28, 199.
- [19] T. Kahle, *Decompositions of binomial ideals*, J. Softw. Algebra Geom., **4**, 1–5, 2012.
- [20] M. Kummini, D. Veer, *The h-polynomial and the rook polynomial of some polyominoes*, Electron. J. Comb., **30**(2): #P2.6, 2023.
- [21] M. Kummini, D. Veer, *The Charney-Davis conjecture for simple thin polyominoes*, Comm. Algebra, **51**(4): 1654-1662, 2022.
- [22] R. Jahangir, *Hilbert Series of Polyomino Ideals and Cohen-Macaulay Posets*, PhD Thesis, (2024) Sabanci University, Turkey.
- [23] R. Jahangir, F. Navarra, *Shellable simplicial complex and switching rook polynomial of frame polyominoes*, J. Pure Appl. Algebra, **228**(6): 107576, 2024.
- [24] C. Mascia, G. Rinaldo, F. Romeo, *Primality of multiply connected polyominoes*, Illinois J. Math., **64**(3), 291–304, 2020.
- [25] C. Mascia, G. Rinaldo, F. Romeo, *Primality of polyomino ideals by quadratic Gröbner basis*, Mathematische Nachrichten **295**(3), 593–606, 2022.
- [26] F. Navarra, *Ideals generated by the inner 2-minors of collections of cells*, PhD Thesis, 2023. <https://hdl.handle.net/10447/594519>
- [27] A. A. Qureshi, *Ideals generated by 2-minors, collections of cells and stack polyominoes*, J. Algebra **357**, 279–303, 2012.
- [28] A. A. Qureshi, G. Rinaldo, F. Romeo, *Hilbert series of parallelogram polyominoes*, Res. Math. Sci. **9**(28), 2022.

- [29] A. A. Qureshi, T. Shibuta, A. Shikama, *Simple polyominoes are prime*, J. Commut. Algebra, **9**(3), 413–422, 2017.
- [30] G. Rinaldo, and F. Romeo, Hilbert Series of simple thin polyominoes, J. Algebr. Comb. **54**, 607–624, 2021.
- [31] A. Shikama, *Toric representation of algebras defined by certain nonsimple polyominoes*, J. Commut. Algebra, **10**, 265–274, 2018.

UNIVERSITÁ DI MESSINA, DIPARTIMENTO DI SCIENZE MATEMATICHE E INFORMATICHE, SCIENZE FISICHE E SCIENZE DELLA TERRA, VIALE FERDINANDO STAGNO D'ALCONTRES 31, 98166 MESSINA, ITALY

*Email address:* `carmelo.cisto@unime.it`

SABANCI UNIVERSITY, FACULTY OF ENGINEERING AND NATURAL SCIENCES, ORTA MAHALLE, TUZLA 34956, ISTANBUL, TURKEY

*Email address:* `rizwan@sabanciuniv.edu`

SABANCI UNIVERSITY, FACULTY OF ENGINEERING AND NATURAL SCIENCES, ORTA MAHALLE, TUZLA 34956, ISTANBUL, TURKEY, AND UNIVERSITÁ DI MESSINA, DIPARTIMENTO DI SCIENZE MATEMATICHE E INFORMATICHE, SCIENZE FISICHE E SCIENZE DELLA TERRA, VIALE FERDINANDO STAGNO D'ALCONTRES 31, 98166 MESSINA, ITALY

*Email address:* `francesco.navarra@sabanciuniv.edu`, `francesco.navarra@unime.it`