

Effects of a dark matter caustic passing through the Oort Cloud

Yuxin Zhao, Antonios Kyriazis and Pierre Sikivie

Department of Physics, University of Florida, Gainesville, FL 32611, USA

(Dated: March 10, 2024)

Abstract

We investigate the effect of a dark matter caustic passing through the Solar System. We find, confirming a previous result, that the Sun tracks the caustic surface for some time. We integrate numerically the equations of motion of the Sun and a comet for a large number of initial conditions and of caustic passage properties. We calculate the probability for the comet to escape the Solar System and the probability for it to fall within 50 A.U. of the Sun, given the initial semi-major axis and eccentricity of its orbit. We find that the average probability for a comet to fall within 50 A.U. of the Sun is of order $3 \cdot 10^{-4}$ and that comets which are initially at a distance larger than about 10^5 A.U. have a probability of order one to be ejected from the Solar System.

PACS numbers: 95.33.+d

I. INTRODUCTION

Observations imply that a large fraction, of order 27%, of the energy density of the Universe is some unknown substance called “dark matter” [1]. The dark matter is thought to be cold and collisionless. By “cold” is meant that the primordial velocity dispersion of the dark matter fluid is very small and may be neglected when discussing its large scale evolution. By “collisionless” is meant that only the gravitational interactions of the dark matter play an important role in its large scale evolution.

The appearance of caustics is a generic phenomenon in the flow of a fluid that is both cold and collisionless. Caustics are familiar in the propagation of light. Indeed light is collisionless in vacuum and has small velocity dispersion when its source is far away. Rainbows, the twinkling of stars, the shimmering of the sea, and the sharp lines of light at the bottom of a swimming pool on a sunny breezy day are all due to caustic formation in the propagation of light.

Likewise, caustics should be expected in the flow of dark matter. Indeed, if cold and collisionless, the dark matter particles lie on a 3-dimensional hypersurface in 6-dimensional phase space. Let us call this hypersurface the “phase space sheet”. In the linear regime of structure formation, the sheet’s location in phase space is given by the Lemaître-Hubble law perturbed by small random peculiar velocities. Thus, in the linear regime, the phase space sheet covers physical space only once. In the non-linear regime, after density perturbations and their associated peculiar velocities have become large, the phase space sheet folds back upon itself in many locations and wraps up in phase space. It then covers physical space multiple times. At any location in physical space, there is an odd (1, 3, 5, ...) number of cold flows. Caustics are located at the boundaries between regions in physical space where the number of flows changes by two. On one side of a caustic surface there are two more flows than on the other. The dark matter density d diverges at the caustic surface in the limit where the velocity dispersion of the flow forming the caustic vanishes. In that limit, when approaching the caustic surface from the side with two additional flows

$$d_c(\sigma) = \frac{A}{\sqrt{\sigma}} \Theta(\sigma) \quad (1.1)$$

where σ is the distance to the caustic surface and Θ is the Heaviside step function. The constant A is a characteristic property of the caustic with dimension of mass/(length)^{5/2}. We will call A the caustic’s fold coefficient. What is described above is termed a fold catastrophe (A_2) in mathematical language. It is the simplest kind of caustic in three spatial dimensions, and occurs on a surface. The next simplest catastrophe is the cusp (A_3) which occurs on a line.

The dark matter in galactic halos necessarily has *outer* and *inner* caustics [2]. The outer caustics are simple fold catastrophes located on topological spheres surrounding the galaxy. They occur near where dark matter particles moving away from the galactic center reach their largest Galactocentric Radii before falling back in. The inner caustics occur near where the particles with the most angular momentum reach their closest approach to the galactic center before falling back out. The catastrophe structure of the inner caustics depends on the angular momentum distribution of the infalling particles. If the particles fall in with a velocity distribution characterized by large scale vorticity ($\vec{\nabla} \times \vec{v} \neq 0$), the inner caustics are closed circular tubes whose cross-section, shown in Fig. 1, is a section of the elliptic umbilic (D_{-4}) catastrophe. It has three cusps, one of which points away from the galactic center.

This type of inner caustic is called a “caustic ring” [3]. It is described in detail in ref. [4]. If the dark matter particles have a velocity distribution characterized by vanishing vorticity ($\vec{\nabla} \times \vec{v} = 0$), the inner caustics have a catastrophe structure that is different from that of caustic rings. It is described in detail in ref. [2].

Evidence was found [3, 5, 6] for caustic rings of dark matter, with radii predicted by the self-similar infall model of galactic halo formation [7, 8], implying therefore that the dark matter falls in and out of galactic halos with large scale vorticity. A description of the full phase space distribution of the dark matter in the Milky Way halo consistent with large scale vorticity and self-similarity, called the Caustic Ring Model, is given in ref. [5].

Dark matter caustics, whether inner or outer, are topologically stable and quasi-indestructible. They are topological features in large scale flows and can only be destroyed by removing the flows in which they occur. A dark matter caustic is no more affected by, say, a globular cluster passing through it than a rainbow is affected by a cannonball shot at it. At most, caustics are only perturbed momentarily by such events.

The outer caustics of the Milky Way halo are far from us, typically at hundreds of kpc from the Galactic Center. On the other hand, the inner caustics are nearby, at tens of kpc or less from the Galactic Center. They may be near Earth, and at times move through the Solar System. Caustic rings of dark matter lie in the Galactic Plane and move outward, increasing their radii, on cosmological time scales. The presence of a nearby caustic has dramatic implications for dark matter searches on Earth. According to ref. [6], the Solar Neighborhood is most likely inside the tricusp volume of the fifth caustic ring of dark matter in the Milky Way, implying that the local dark matter distribution is dominated by four cold flows, called “Big”, “Little”, “Up” and “Down”, with known velocity vectors, and velocity dispersion less than about 70 m/s. The expected densities of the four flows, respectively 20, 2, 9 and 8×10^{-24} gr/cm³, are much larger than the standard estimate, approximately 0.5×10^{-24} gr/cm³, of the local dark matter density derived from fits to the Galactic Rotation Curve. There is no disagreement here because the standard estimate is an average on a scale of order kpc whereas the values of the stated local flow densities are estimates on a 10 pc scale. Note in this regard that although Eq. (1.1) indicates that the dark matter density diverges on the caustic surface in the limit of vanishing velocity dispersion, the divergence is integrable. Although there is a local overdensity, it does not imply an increase in mass over a large volume.

The goal of our paper is to estimate the effects of a dark matter caustic passing through the Solar System. We will assume the caustic to be an A_2 catastrophe. The surface on which it occurs is assumed to be planar on the scale of the Solar System. Such a caustic passage is characterized by the caustic fold coefficient, i.e. the A -value defined in Eq. (1.1), and the velocity \vec{v} of the caustic surface relative to the Solar System. The values of A (of order $2 \cdot 10^{-3}$ gr/cm² $\sqrt{\text{kpc}}$) and the speed v (of order 1 to 10 km/s) are taken from the Caustic Ring halo model. The effect of the passing caustic on the motion of planets, and the Inner Solar System in general, is found to be very small. The effects become large however in the Solar System’s outer reaches, thought to be inhabited by the Oort Cloud.

The Oort Cloud is a hypothetical reservoir of comets, i.e. icy planetesimals, surrounding the Sun at distances ranging from 2,000 to 200, 000 A.U. Its existence was postulated [9, 10] to explain why we observe long period comets in spite of the fact that they are expected to collide with the Sun, evaporate, or be ejected from the Solar System as a result of planetary perturbations, on relatively short time scales. The Oort Cloud feeds comets into the inner Solar System when their orbits are disturbed as a result of stellar encounters [10, 11] or as

a long term effect of the Galaxy's gravitational field [12]. It is thought that the Oort Cloud contains trillions of comets in a roughly spherical distribution [13].

Our paper is organized as follows. In Section II, we briefly describe the properties of the inner caustics of the Milky Way Halo in the Caustic Ring Model. In Section III, we discuss the gravitational field due to a caustic and the tidal forces it introduces into the Solar System. In Section IV, we obtain the motion of the Sun in the vicinity of a caustic surface. In Section V, we use analytical methods to estimate the approximate size of the effects we are interested in. In Section VI, for millions of different cases, we numerically integrate the equations of motion of the Sun and a comet while a caustic surface passes by and derive the change in the comet's orbit. Section VII provides a summary and brief discussion.

II. DARK MATTER CAUSTICS

In this Section, we describe the properties of the inner caustics of dark matter in the Caustic Ring model of the Milky Way Halo. In that model, the inner caustics are rings in the Galactic Disk at the approximate Galactocentric Radii

$$a_n \simeq \frac{40 \text{ kpc}}{n} \quad (2.1)$$

where $n = 1, 2, 3, \dots$. Our own distance to the Galactic Center is taken to be 8.5 kpc. The cross-section of a caustic ring is shown in Fig. 1. It has three cusps, one of which is pointing away from the Galactic Center. The lines between the cusps indicate the location, in three dimensions, of caustic surfaces. The transverse sizes p and q of a caustic ring range from 1/10 to 1/100 times the ring radius a .

The fifth caustic ring ($n = 5$) is close to us. Observational evidence for its existence is given in ref. [6] where the fifth caustic ring is described as follows. Its radius is estimated to be $a_5 \simeq 8.45 \text{ kpc}$. The ring is not axially symmetric in that its transverse sizes p and q vary along the ring. At the Sun's location, $p_5 \sim 80 \text{ pc}$, and $q_5 \sim 110 \text{ pc}$. We are therefore very likely within the tricusp volume of the 5th caustic ring. The ring is not centered at the Galactic Center but approximately 700 pc to the right of it from our viewpoint.

Caustic rings expand according to

$$a_n(t) = a_n(t_0) \left(\frac{t}{t_0} \right)^{\frac{2}{3} + \frac{2}{9\epsilon}} \quad (2.2)$$

where t is time since the Big Bang, $t_0 = 13.7 \text{ Gyrs}$ is the present time, and ϵ is a parameter whose a-priori value lies between 0 and 1 [7]. ϵ is expected to have a value between 0.25 and 0.35 on both theoretical [8, 14] and observational grounds [3, 5]. The tidal torque theory for the origin of galactic angular momentum [15] predicts $\epsilon = 1/3$ [14]. Adopting this value, we have $a_n(t) \propto t^{\frac{4}{3}}$. Therefore a caustic ring centered at the Galactic Center and passing by us increases its distance to the Galactic Center at the speed

$$v = \frac{4}{3} \frac{8.5 \text{ kpc}}{t_0} = 0.8 \text{ km/s} \quad . \quad (2.3)$$

However, in the case of the 5th caustic ring, since its center is approximately 700 pc to the right of the Galactic Center, the ring moves towards the Galactic Center at a speed

of approximately 20 km/s in a reference frame that is corotating with the Galaxy at our location. In such a reference frame the motion of the Sun is approximately 11 km/s towards the Galactic Center, 7 km/s towards the Galactic North Pole and 12 km/s in the direction of Galactic Rotation [16]. In view of all this, we investigate values between 0.3 km/s and 30 km/s for the speed with which the Sun crosses a caustic surface.

The fold coefficients A_n of the caustic ring surfaces in the Caustic Ring model were calculated in [17]. However the values given there assume that the dark matter falls onto our Galaxy isotropically from all directions. According to ref. [18] the infall of axion dark matter is not isotropic because of the formation of a large vortex along the Galactic Rotation Axis. As a result the density is enhanced in the Galactic Plane. A density enhancement in the Galactic Plane is also necessary to explain the prominence of the bumps in the Inner Galactic Rotation Curve attributed to caustic rings [3]. The bumps are approximately a factor four larger than the model prediction in case of isotropic infall, implying that the A_n are increased by approximately a factor four. We expect therefore the fold coefficients of the caustic ring surfaces to be of order

$$\{A_n : n = 1, 2, 3, \dots\} \sim (1.2, 1.6, 1.6, 2, 2, \dots) \times \frac{10^{-3} \text{ gr}}{\text{cm}^2 \sqrt{\text{kpc}}} \quad (2.4)$$

which is four times the values given in [17]. These A_n values are meant to apply to the caustic ring surfaces at points which are not too close to the cusps, e.g. at the locations of the double-sided arrows in Fig. 1.

III. EQUATIONS OF MOTION

Fig. 2 depicts a caustic surface near the Solar System. The gravitational field of the caustic, implied by Poisson's equation with Eq. (1.1) as a source, is

$$\vec{g}_c(\sigma) = +8\pi G A \sqrt{\sigma} \Theta(\sigma) \hat{n} + \vec{g}_{c0} \quad (3.1)$$

where \vec{g}_{c0} is a constant field and \hat{n} is the unit vector normal to the caustic surface pointing away from the side with two extra flows. As in Eq. (1.1), σ is distance to the caustic surface with the positive direction being the side with two extra flows, i.e. the direction opposite to \hat{n} . The Sun moves under the influence of the gravitational field of the Galaxy as well as that of the caustic.

In the absence of caustic, the Sun moves approximately on a circle centered on the Galaxy with Galactocentric Radius r_0 and with speed the Galactic Rotation Speed v_{rot} . v_{rot} is taken to be a constant 220 km/s independently of Galactocentric Radius. The effective potential per unit mass for the radial motion of the Sun in the absence of caustic is then

$$V_{\text{eff}}(r_{\odot}) = v_{\text{rot}}^2 \ln(r_{\odot}) + \frac{l^2}{2r_{\odot}^2} \quad (3.2)$$

where $l = r_0 v_{\text{rot}}$ is the Sun's angular momentum per unit mass about the Galactic Center. Eq. (3.2) implies that small deviations $\delta r(t) = r_{\odot}(t) - r_0$ in the radial direction obey

$$\frac{d^2}{dt^2} \delta r = -\omega_r^2 \delta r \quad (3.3)$$

where, for $r_0 \simeq 8.5$ kpc,

$$\omega_r = \sqrt{2} \frac{v_{\text{rot}}}{r_0} \simeq \frac{1}{27 \text{ Myr}} \quad . \quad (3.4)$$

The Sun oscillates also in the “vertical” direction, i.e. in the direction perpendicular to the Galactic Plane. The restoring force in this case is the gravitational force of the material in the Galactic Disk. If the central density of that material is taken to be $\rho_D = 0.18 \frac{M_\odot}{\text{pc}^3}$ [19], the angular frequency of small vertical oscillations is

$$\omega_z = \sqrt{4\pi G \rho_D} \simeq \frac{1}{10 \text{ Myr}} \quad . \quad (3.5)$$

The caustic pulls the Sun in the $-\hat{n}$ direction and the Sun would run away in that direction were it not for the opposing force of the Galaxy’s gravity. Because the Galactic gravitational force increases proportionately to distance whereas the gravitational force of the caustic increases only as the square root of distance, the main effect of the caustic on the Sun is to shift the minimum of its gravitational potential by an amount that depends on σ_\odot , the distance of the Sun to the caustic surface.

We are only interested in the motion of the Sun in the direction \hat{n} perpendicular to the caustic surface because its motion parallel to the caustic surface is not affected by the caustic’s presence, at least not directly. So, for the Sun’s motion, we adopt the equation

$$\frac{d^2}{dt^2} \sigma_\odot = -8\pi G A \sqrt{\sigma_\odot} \Theta(\sigma_\odot) + g_{c0} - \omega^2 (\sigma_\odot - \sigma'_{\odot,0}) \quad (3.6)$$

where $g_{c0} = -\hat{n} \cdot \vec{g}_{c0}$. The last term in Eq. (3.6) is the harmonic restoring force of the Galaxy’s gravity and $\sigma'_{\odot,0}$ is the distance to the caustic surface of the minimum of the Sun’s effective potential when the gravitational force due to the caustic is turned off. We may rewrite Eq. (3.6) as

$$\frac{d^2}{dt^2} \sigma_\odot = -8\pi G A \sqrt{\sigma} \Theta(\sigma) - \omega^2 (\sigma_\odot - \sigma_{\odot,0}) \quad (3.7)$$

where $\sigma_{\odot,0} = \sigma'_{\odot,0} + g_{c0}/\omega^2$ is the distance to the caustic surface of the minimum of the Sun’s effective potential when the Sun is on the side of the caustic surface without the two extra flows.

The double arrows in Fig. 1 show different ways in which the Sun may cross the surface of a caustic ring. If the Sun enters or leaves the tricuspid volume by passing through the vertical curved surface on the left of the figure, the relevant value of ω is ω_r given in Eq. (3.4) since \hat{n} points radially towards the Galactic Center in this case. If the Sun crosses one of the two other, outward slanted, surfaces of the caustic ring, the appropriate value of ω is intermediate between the values given in Eqs. (3.4) and (3.5). In our numerical work, we will mostly set $\omega = \omega_r$ but also try larger values.

The equation of motion for a Solar System object other than the Sun itself - a planet, asteroid or comet - is taken to be

$$\frac{d^2}{dt^2} \vec{x} = \hat{n} [8\pi G A \sqrt{\sigma(\vec{x})} \Theta(\sigma(\vec{x})) + \omega^2 (\sigma(\vec{x}) - \sigma_{\odot,0})] + \frac{GM_\odot}{r^3} (\vec{x}_\odot - \vec{x}) \quad (3.8)$$

where \vec{x} is the position of the object, $\sigma(\vec{x})$ is the corresponding distance to the caustic surface, \vec{x}_\odot is the position of the Sun, and $r = |\vec{x} - \vec{x}_\odot|$. The equation of motion (3.8) is with respect to a reference frame that is co-rotating with the Galaxy at the Sun’s location. It

includes the gravitational forces on the object from the caustic, the Galaxy and the Sun. It ignores the much smaller Coriolis force in that reference frame and the gravitational forces due to other Solar System objects. In Section IV, we numerically integrate Eq.(3.7) by itself. In Section VI, we numerically integrate Eqs. (3.7) and (3.8) simultaneously.

IV. THE MOTION OF THE SUN

In this Section we discuss the effect of a passing caustic on the motion of the Sun relative to the Galaxy. Many of the results here were already obtained in refs. [22, 23]. We rederive and elaborate them because of their relevance to the main topic of this paper, i.e. the effects of the passing caustic on the Oort Cloud.

We restrict ourselves to the Solar motion perpendicular to the caustic surface since its motion parallel to the caustic surface is not directly modified by the caustic's presence. Let x be coordinate distance with respect to the Galaxy in the $-\hat{n}$ direction, i.e. perpendicular to the caustic surface and with positive x in the direction with two extra dark matter flows. We choose the origins of time t and space x so that the position of the caustic surface is given by

$$x_c(t) = v_c t \quad . \quad (4.1)$$

v_c is the velocity, assumed constant, of the caustic surface with respect to the Galaxy. The equation of motion of the Sun is

$$\frac{d^2 x_\odot}{dt^2} = -8\pi G A \sqrt{x_\odot(t) - v_c t} \Theta(x_\odot(t) - v_c t) - \omega^2 (x_\odot(t) - x_0) \quad (4.2)$$

obtained from Eq. (3.7) by substituting $\sigma_\odot(t) = x_\odot(t) - v_c t$. x_0 is the equilibrium position of the Sun when it is on the side of the caustic surface without the two extra flows.

Let us suppose at first that the caustic surface is at a fixed position x_c , with $v_c = 0$. The equilibrium position of the Sun is then at x_{eq} such that

$$8\pi G A \sqrt{x_{\text{eq}} - x_c} \Theta(x_{\text{eq}} - x_c) + \omega^2 (x_{\text{eq}} - x_0) = 0 \quad . \quad (4.3)$$

One readily finds that

$$\begin{aligned} x_{\text{eq}} &= x_0 && \text{when } x_c > x_0 \\ &= x_0 + D - \sqrt{D(D + 2(x_0 - x_c))} && \text{when } x_c < x_0 \quad , \end{aligned} \quad (4.4)$$

where

$$D = \frac{1}{2} \left(\frac{8\pi G A}{\omega^2} \right)^2 = 94 \text{ pc} \left(\frac{A}{2 \cdot 10^{-3} \text{ gr/cm}^2 \sqrt{\text{kpc}}} \right)^2 \left(\frac{1/20 \text{ Myr}}{\omega} \right)^4 \quad . \quad (4.5)$$

When x_c approaches x_0 from below

$$x_{\text{eq}} = x_c + \frac{(x_0 - x_c)^2}{2D} + \mathcal{O}((x_0 - x_c)^3/D^2) \quad , \quad (4.6)$$

i.e. the equilibrium position tracks the position of the caustic. Fig. 3a shows the equilibrium position $x_{\text{eq}}(t)$ as a function of time when the caustic moves according to Eq. (4.1). The graph has a kink at time $t_0 = x_0/v_c$ as the equilibrium position abruptly stops at x_0 whereas the caustic passes by x_0 with constant velocity v_c .

Fig. 3b shows the motion of the Sun in case the Sun is initially on the side of the caustic surface with two extra flows at its equilibrium position and moving with the same velocity as its equilibrium position. The motion was obtained by numerically solving Eq. (4.2). For $t < t_0$, the Sun closely tracks its equilibrium position, as expected from adiabaticity. As t approaches t_0 , the Sun therefore closely tracks the position of the caustic. For $t > t_0$, the Sun oscillates about x_0 with angular frequency ω . There is no kink in the graph of $x_\odot(t)$. Since the Sun has the same velocity as the caustic at time t_0 , the amplitude of its oscillation about x_0 after time t_0 is

$$\Delta x = \frac{v_c}{\omega} = 20.4 \text{ pc} \left(\frac{v_c}{\text{km/s}} \right) \left(\frac{1/20 \text{ Myr}}{\omega} \right) \quad (4.7)$$

Fig. 3c shows the motion of the Sun in case the Sun is initially at rest at its equilibrium position on the side of the caustic without the two extra flows and the caustic moves toward the Sun, with $v_c < 0$. In this case, the Sun stays at x_0 till t_0 and oscillates with amplitude Δx about its equilibrium position when $t > t_0$. Fig. 3d shows a general case with $v_c > 0$ where the Sun oscillates about its equilibrium position both before and after t_0 . In the case depicted by Fig. 3b, the Sun crosses the caustic surface only once but tracks it for a long time, during which the relative velocity of the Sun and caustic is very small. In the case depicted by Fig. 3c, the Sun crosses the caustic surface three times but with relatively larger velocities. In the case depicted by Fig. 3d, the Sun crosses the caustic surface five times, with still larger velocities for the first three crossings.

We note that when caustic rings of dark matter plow through galactic disks on cosmological time scales, they increase the velocity dispersion of the stars in the disks through the gravitational drag and release effect described above. The observed velocity dispersion of stars in galactic disks [19, 24–27] may be due to this effect, at least in part.

V. ANALYTICAL ESTIMATES OF THE EFFECTS ON THE OORT CLOUD

In this Section we give analytical estimates of the effects we are interested in, mainly the probability for a comet to escape the Solar System and the probability for it to fall within 50 A.U. of the Sun. Although only approximate, the analytical estimates explain the orders of magnitude of the numerical results obtained in Section VI, and provide intuition for how the passage of a caustic disturbs the orbits of comets.

In the Cartesian reference frame shown in Fig. 2, where the Sun is at rest, the equation of motion of a Solar System object is

$$\frac{d^2}{dt^2} \vec{r} = \hat{n} \{ 8\pi G A [\sqrt{\sigma(\vec{r})} \Theta(\sigma(\vec{r})) - \sqrt{\sigma_\odot} \Theta(\sigma_\odot)] + \omega^2 (\sigma(\vec{r}) - \sigma_\odot) \} - \frac{GM_\odot}{r^3} \vec{r} \quad (5.1)$$

obtained from Eq. (3.8) by subtracting the acceleration of the Sun. Fig. 4 shows the strengths of the gravitational field of the Sun, the tidal field of the caustic and the tidal field of the Galaxy as a function of distance σ to the caustic surface. In that figure, the Sun is assumed to be on the caustic surface, the fold coefficient of the caustic is taken to be $A = 2 \cdot 10^{-3} \text{ gr/cm}^2 \sqrt{\text{kpc}}$ and $\omega = \omega_r$. The figure shows that for $\omega = \omega_r$, the tidal field of the Galaxy exceeds the gravitational attraction of the Sun at distances from the Sun larger than $3 \cdot 10^5 \text{ A.U.}$ For $\omega = \omega_z$ that cross-over distance is $1.6 \cdot 10^5 \text{ A.U.}$ The cross-over distance is approximately the radius of the Hill sphere of the Sun. Objects outside the Hill sphere

are ejected from the Solar System by the tidal field of the Galaxy [20, 21]. Fig. 4 also shows that, when the Sun is on the caustic surface, the tidal force from the caustic exceeds the gravitational pull of the Sun for distances to the Sun of order 10^5 A.U. or larger.

Eq. (5.1) shows that the dimensionless parameter that gives the strength of the caustic tidal field relative to the gravitational field of the Sun is

$$\zeta = 8\pi \frac{Aa^{\frac{5}{2}}}{M_{\odot}} = 1.24 \left(\frac{a}{10^5 \text{ A.U.}} \right)^{\frac{5}{2}} \left(\frac{A}{2 \cdot 10^{-3} \text{ gr/cm}^2 \sqrt{\text{kpc}}} \right) \quad (5.2)$$

where a is the semi-major axis of the object's orbit. ζ is very small for the planets, of order $3 \cdot 10^{-13}$ for the Earth. Although the effect of a caustic on the Earth and the other planets may be observable with present day astrometry, we do not pursue this idea here largely because there is no reason to think that there is a caustic in our vicinity at the moment. The passage of a caustic surface through the Solar System is a relatively rare event. Indeed, since the distance between caustic rings near $n = 5$ is of order kpc and the rings move outward at a speed of order $\text{km/s} = 1.02 \text{ pc/Myr}$, the typical time interval between the passing of successive caustic rings is of order Gyr. When a caustic ring is nearby, the Sun may cross its surface several times at shorter intervals. If we take the distance between surfaces of a caustic ring to be of order 100 pc, which is appropriate for $n = 5$, and the Sun travels between them at speeds of order 10 km/s, the time interval between crossings is of order 10 Myr, which is still very long compared to the historical record.

We do expect large effects when $a \simeq 10^5$ A.U. Let us assume here, for the purpose of making rough estimates, that the caustic surface passes through the Solar System with constant velocity $\vec{v} = v\hat{n}$. A more accurate description of the motion of the Sun in the vicinity of a caustic surface was given in Section IV. The time it takes the caustic surface to cross the orbit of a Solar System object is then

$$t_{\text{cross}} = \frac{2a}{v} = 0.95 \text{ Myr} \left(\frac{a}{10^5 \text{ A.U.}} \right) \left(\frac{\text{km/s}}{v} \right) \quad (5.3)$$

whereas the object's orbital period is

$$\tau = 31.6 \text{ Myr} \left(\frac{a}{10^5 \text{ A.U.}} \right)^{\frac{3}{2}}. \quad (5.4)$$

Whenever the caustic has a sizeable effect, i.e. whenever ζ is not minuscule, the orbit crossing time is short compared to the period. The change in velocity caused by the caustic passage is

$$\Delta \vec{v} = -8\pi G A \hat{n} \int_{-\infty}^{+\infty} dt [\sqrt{\sigma_{\odot}(t)} \Theta(\sigma_{\odot}(t)) - \sqrt{\sigma(t)} \Theta(\sigma(t))] \quad (5.5)$$

with

$$\sigma_{\odot}(t) = v(t - t_{\odot}) \quad \text{and} \quad \sigma(t) = \sigma_{\odot}(t) - \hat{n} \cdot \vec{r}(t) \quad (5.6)$$

where $\omega = \frac{2\pi}{\tau}$ and t_{\odot} is the time when the caustic surface passes the Sun.

A rough estimate of the impulse given by the caustic to a comet is obtained by assuming that the comet is on, and keeps moving on, a circular orbit of radius a during the caustic passage, i.e.

$$\vec{r}(t) = a \{ \cos[\phi_0 + \omega(t - t_{\odot})] \hat{x} + \sin[\phi_0 + \omega(t - t_{\odot})] \hat{y} \} \quad (5.7)$$

In the coordinate system defined by Fig. 2, let

$$\hat{n} = \sin \theta \cos \phi_c \hat{x} + \sin \theta \sin \phi_c \hat{y} + \cos \theta \hat{z} \quad . \quad (5.8)$$

In terms of ϕ_0 defined by Eq. (5.7) and θ and ϕ_c defined by Eq. (5.8), Eq. (5.5) becomes

$$\begin{aligned} \Delta \vec{v} \simeq & -8\pi G A \hat{n} \left[\int_{t_\odot}^{+\infty} dt \sqrt{v(t - t_\odot)} \right. \\ & \left. - \int_{-\infty}^{+\infty} dt \sqrt{v(t - t_\odot) - a \sin \theta \cos(\omega t - \delta)} \Theta(v(t - t_\odot) - a \sin \theta \cos(\omega t - \delta)) \right] \end{aligned} \quad (5.9)$$

where

$$\delta = \omega t_\odot + \phi_c - \phi_0 \quad . \quad (5.10)$$

The two integrals in Eq. (5.9) diverge at large t but the divergences cancel each other. To estimate the RHS of Eq. (5.9) we expand the square root in the second integral to first order in $a/v(t - t_\odot)$ and neglect the difference between the time t_\odot when the caustic surface passes the Sun and the time it passes the comet. This yields

$$\Delta \vec{v} \simeq -4\pi G A a \sin \theta \hat{n} \int_{t_\odot}^{+\infty} dt \frac{\cos(\omega t - \delta)}{\sqrt{v(t - t_\odot)}} \quad . \quad (5.11)$$

Analytical results for the integrals in Eq. (5.11) are known. Substituting them yields

$$\Delta \vec{v} \simeq -\zeta \hat{n} \sqrt{\frac{\pi v_0^3}{2v}} \frac{1}{2} \sin \theta [\cos(\phi_c - \phi_0) + \sin(\phi_c - \phi_0)] \quad (5.12)$$

in terms of the speed

$$v_0 = \frac{2\pi a}{\tau} = \sqrt{\frac{GM_\odot}{a}} \quad (5.13)$$

of the comet's initial orbit.

1. Energy transfer

Whether a comet is ejected from the Solar System depends on the amount of energy it exchanges with the caustic. Whereas initially it has energy per unit mass

$$E_{\text{in}} = -\frac{1}{2} \vec{v}_0 \cdot \vec{v}_0 \quad (5.14)$$

the final value is

$$E_{\text{fin}} \simeq -\frac{1}{2} \vec{v}_0 \cdot \vec{v}_0 + \vec{v}_0 \cdot \Delta \vec{v} + \frac{1}{2} \Delta \vec{v} \cdot \Delta \vec{v} \quad . \quad (5.15)$$

Using Eq. (5.15) we may estimate the average final energy for given θ , A , v and a , the average being taken over all possible phases ϕ_0 . Since $\langle \Delta \vec{v} \rangle = 0$,

$$\langle E_{\text{fin}} \rangle = -\frac{1}{2} v_0^2 + \frac{1}{2} \langle \Delta \vec{v} \cdot \Delta \vec{v} \rangle = \frac{GM_\odot}{2a} (-1 + \zeta^2 \frac{\pi v_0}{8v} \sin^2 \theta) \quad . \quad (5.16)$$

Substituting Eq. (5.2) and

$$v_0 = 95 \frac{\text{m}}{\text{s}} \left(\frac{10^5 \text{ A.U.}}{a} \right)^{\frac{1}{2}} \quad (5.17)$$

we find that $\langle E_{\text{fin}} \rangle > 0$ for

$$a \gtrsim 2 \cdot 10^5 \text{ A.U.} \cdot \left(\frac{1}{\sin \theta} \right)^{\frac{4}{9}} \left(\frac{v}{\text{km/s}} \right)^{\frac{2}{9}} \left(\frac{2 \cdot 10^{-3} \text{ gr/scm}^2 \sqrt{\text{kpc}}}{A} \right)^{\frac{4}{9}}. \quad (5.18)$$

We expect therefore that comets at a distance of order $2 \cdot 10^5 \text{ A.U.}$ or more have a large probability to be ejected from the Solar System, assuming $\sin \theta$ is of order one. When $\sin \theta = 0$ the caustic passing has no effect since the caustic's tidal field vanishes when the caustic surface is parallel to the comet's orbital plane.

In Section VI, the orbits of comets are obtained numerically in millions of cases, and the probability of ejection from the Solar System calculated as a function of the initial orbit semi-major axis a and eccentricity ϵ , and various variables characterizing the caustic passage. Eq. (5.18), which assumes circular orbits, is qualitatively consistent with the numerical results of Section VI as it is found there that for $\epsilon = 0$ the ejection probability is of order 50% when $a = 2 \cdot 10^5 \text{ A.U.}$ and $\theta = 90^\circ$.

We may also see from Eq. (5.15) that a comet on a circular orbit cannot be ejected from the Solar System unless its orbital radius a is above some critical value a_c . In the impulse approximation, the most favorable case for ejection is $\Delta \vec{v}$ in the direction of \vec{v}_0 , i.e. $\theta = 90^\circ$ and $\phi_c - \phi_0 = 90^\circ$. Furthermore Eq. (5.15) implies that the smallest $\Delta \vec{v}$ necessary for ejection is $\Delta \vec{v} = (\sqrt{2} - 1)\vec{v}_0$. Using this and Eqs. (5.2), (5.12) and (5.13), we find

$$a_c = 1.3 \cdot 10^5 \text{ A.U.} \cdot \left(\frac{v}{\text{km/s}} \right)^{\frac{2}{9}} \left(\frac{2 \cdot 10^{-3} \text{ gr/cm}^2 \sqrt{\text{kpc}}}{A} \right)^{\frac{4}{9}}. \quad (5.19)$$

This agrees within 30 % with the more accurate and more general results of Section VI.

2. Angular momentum transfer

Whether a comet is caused by a caustic passage to fall within a small distance d (say 50 A.U.) from the Sun depends mainly on the accompanying change in the comet's angular momentum. In Keplerian motion, the shortest distance of approach to the Sun is

$$r_{\min} = \frac{\ell^2}{GM_\odot + \sqrt{(GM_\odot)^2 + 2E\ell^2}} \quad (5.20)$$

where ℓ is the orbiting object's angular momentum magnitude per unit mass. As before, E is its energy per unit mass. For the highly eccentric orbits of comets originating in the Oort Cloud but passing near the Sun, the second term under the square root in Eq. (5.20) is much smaller than the first and we may approximate r_{\min} by

$$r_{\min} \simeq \frac{\ell^2}{2GM_\odot}. \quad (5.21)$$

The angular momentum per unit mass vector is

$$\vec{\ell}(t) = \ell_{\text{in}} \hat{z} + \Delta \vec{\ell}(t) \quad (5.22)$$

where ℓ_{in} is its initial magnitude and

$$\Delta \vec{\ell}(t) = \int_{-\infty}^t dt' \vec{\gamma}(t') \quad (5.23)$$

is the change caused by the passing caustic's torque

$$\vec{\gamma}(t) = \vec{r}(t) \times \hat{n}(-8\pi GA)[\sqrt{\sigma_{\odot}(t)}\Theta(\sigma_{\odot}(t)) - \sqrt{\sigma(t)}\Theta(\sigma(t))] \quad (5.24)$$

One can readily show that, when the Solar System is on the side of the caustic surface with two extra flows, the torque $\vec{\gamma}$ causes a long term precession of $\vec{\ell}$ around \vec{n} , unless $\theta = 0$ or $\pi/2$.

For a comet to fall within a distance d of the Sun, it is necessary that

$$\ell^2 = (\ell_{\text{in}} - \Delta \ell_z)^2 + (\Delta \ell_x)^2 + (\Delta \ell_y)^2 < 2GM_{\odot}d \quad (5.25)$$

Because the LHS of this inequality is a sum of squares, each term must be smaller than the RHS. This results in two conditions: 1) the torque must cause ℓ_z to be driven to near zero, and 2) the torque may generate only very small $\Delta \ell_x$ and $\Delta \ell_y$. We may obtain a rough idea of what the two conditions imply by setting

$$\Delta \vec{\ell} = \vec{r}_0 \times \Delta \vec{v} \quad (5.26)$$

where \vec{r}_0 is the average position of the comet while the caustic crossed its orbit and $\Delta \vec{v}$ is the impulse per unit mass imparted to it. For $\Delta \vec{v}$ we use

$$\Delta \vec{v} \sim \pm \zeta \hat{n} \sqrt{\frac{\pi v_0^3}{2v}} \frac{1}{2} \sin \theta \quad (5.27)$$

which is a typical value in view of Eq. (5.12). The two aforementioned conditions are then qualitatively

$$|r_0(v_0 - \Delta v \sin \theta \sin(\phi_c - \phi_0))| \lesssim \sqrt{2GM_{\odot}d} \quad (5.28)$$

and

$$r_0 \Delta v \cos \theta \lesssim \sqrt{2GM_{\odot}d} \quad (5.29)$$

Since $r_0 v_0 \gg \sqrt{2GM_{\odot}d}$, the first condition requires Δv to be of order v_0 or larger. The second condition requires then that θ be very close to 90° . Setting $r_0 \sim a$ and substituting Eqs. (5.27) and (5.2), we find that

$$|\theta - \frac{\pi}{2}| < .05 \left(\frac{d}{50 \text{ A.U.}} \right)^{\frac{1}{2}} \left(\frac{v}{\text{km/s}} \right)^{\frac{1}{2}} \left(\frac{10^5 \text{ A.U.}}{a} \right)^{\frac{11}{4}} \left(\frac{2 \cdot 10^{-3} \text{ gr/cm}^2 \sqrt{\text{kpc}}}{A} \right) \quad (5.30)$$

is required by the second condition. Only comets whose initial orbital plane is very nearly perpendicular to the caustic surface, to within approximately 3° for the nominal parameter values on the RHS of Eq. (5.30), can be caused to fall to within 50 A.U. of the Sun.

The first condition requires that $\Delta v \gtrsim v_0$ and hence that a be larger than a critical value. That critical value is approximately the same as a_c given in Eq. (5.19) since ejection from the solar system also requires $\Delta v \gtrsim v_0$.

The conclusions in this subsection are qualitatively consistent with the numerical simulations reported in Section VI.

VI. NUMERICAL STUDY OF THE EFFECTS ON THE OORT CLOUD

In this Section, we report on the results of numerically integrating Eqs. (3.7) and (3.8) for the motion of the Sun and of a comet. The results are reported in Figs. 5 to 17 which give probabilities for the comet to be ejected from the Solar System and probabilities for the comet to fall in within 50 A.U. of the Sun.

The parameters controlling the effect of a passing caustic on a comet's orbit are:

- A : the caustic's fold coefficient
- v_c : the velocity component of the caustic surface relative to the Galaxy in the $-\hat{n}$ direction, perpendicular to the caustic surface and towards the side with two extra flows.
- v_\odot : the initial velocity of the Sun relative to its equilibrium point
- ω : the angular frequency that determines the restoring force of the Galaxy's gravitational potential
- θ and ϕ_c : the two angles, defined in Eq. (5.8), that give the direction of \hat{n} relative to the comet's initial orbit.
- a and ϵ : the semi-major axis and eccentricity of the comet's initial orbit
- ϕ : the initial position of the comet on its orbit

It is of course not possible to numerically integrate the comet's motion for every conceivable combination of these parameters. Our approach is as follows. First we choose a standard case defined by values for A , v_c , v_\odot , ω , θ , and ϕ_c , and then deviate from it by successively changing the value of each one of those parameters. In each case, we integrate the equations of motion for hundred values of a , hundred values of ϵ , and hundred values of ϕ , a million cases in all. We summarize the results by giving the probability for the comet to escape the Solar System and the probability for it to fall in within 50 A.U. of the Sun, for given a and ϵ .

For the standard case we choose $A = 2 \cdot 10^{-3} \text{gr/cm}^2 \sqrt{\text{kpc}}$, $v_c = 1 \text{ km/s}$, the Sun is initially at its equilibrium position on the side of the caustic surface with two extra flows with $v_\odot = 0$, $\omega = 1/27 \text{ Myr}$, $\theta = 90^\circ$ and $\phi_c = 180^\circ$. The values of a cover the range from $3 \cdot 10^3$ to $2 \cdot 10^5$ A.U. in equidistant steps. The values of ϵ cover the range 0 to $1 - 10^3 \text{ A.U.}/a$ in equidistant steps. The upper bound on ϵ insures that the comet's initial perihelion distance to the Sun is larger than 10^3 A.U. The values of ϕ range from 0 to 2π with probability distribution

$$\mathcal{P}(\phi)d\phi = \frac{1}{\tau\dot{\phi}(\phi)}d\phi \quad (6.1)$$

where τ is the orbit period. The initial time is taken to be before the Sun's distance to the approaching caustic surface is $2.5 a$, and the equations of motion are integrated from this initial time till after the Sun has moved $2 a$ past the caustic surface. In case the Sun oscillates initially about its equilibrium position, the integration time is taken to be much longer than in the other cases. The numerical integration is implemented using the 5th order Runge-Kutta method. In the absence of caustic, the code conserves the numerical values

of a and ϵ to a relative accuracy of 10^{-5} or better, during the whole integration interval. The numerical code used in this project is available at <https://github.com/Starry369/dark-matter-caustics-in-galaxies>.

Fig. 5 shows the probability for the comet to escape from the solar system in the standard case as a function of a and ϵ . The escape probabilities are indicated by the linearly scaled color bar on the right of the figure. The red line separates the region in (a, ϵ) space where the probability is zero from the region where it is non-zero. The figure shows that comets with $a \gtrsim 80,000$ A.U. have a non-zero probability to escape and that the escape probability increases quickly with a .

Fig. 6 shows the probability for the comet to fall within 50 A.U. of the Sun in the standard case as a function of a and ϵ . The infall probabilities are indicated by a logarithmically scaled color bar. Since we investigate only one hundred ϕ values, probabilities less than 0.01 are counted as zero. The figure shows that the infall probability can be quite large (over 10%) in relatively narrow bands of (a, ϵ) space, reflecting the fact that the conditions for removal of angular momentum are somewhat special. Generally the infall probability decreases with increasing a because the comet may escape before it has a chance to come close to the Sun.

Fig. 7 shows the effect of varying θ on the ejection probability. At $\theta = 0$, the caustic has no effect since, being parallel to the comet's orbit, it accelerates the Sun and comet equally. The ejection probabilities decrease *progressively* as θ varies from 90° to zero. Fig. 8 shows the effect of varying θ on the infall probability. The infall probability decreases *abruptly* to zero as θ varies from 90° to 86° . As explained in Section V, unless θ is very close to 90° [see Eq. (5.30)] the torque due to the caustic's tidal field causes the comet's angular momentum vector to change direction, rather than decrease in magnitude.

The effect of varying ϕ_c is shown in Fig. 9 for the ejection probability and in Fig. 10 for the infall probability. When $\epsilon = 0$, there is no change since ϕ_c loses its meaning in that limit. The figures show a relatively strong dependence on ϕ_c when $\epsilon \neq 0$.

The effect of having the Sun oscillate about its equilibrium position is shown in Fig. 11. For the case shown, the Sun is initially on the side of the caustic surface with two extra flows, as in Fig. 3d. Fig. 12 shows the case where the Sun is initially at rest on the side of the caustic surface without the two extra flows, as in Fig. 3c. Fig. 13 shows the effect of changing the value of ω .

Fig. 14 shows the effect of varying the caustic velocity v_c with respect to the Galaxy. As might be expected, a slow moving caustic has more impact than a fast moving one. Fig. 15 shows the effect of varying the fold coefficient A . Fig. 16 shows the effect of dividing the caustic surface of the standard case into seven equal caustic surfaces spread over a thickness of 2 pc, to account for the possibility that the dark matter flow forming the caustic surface has velocity dispersion.

We believe it useful to give an estimate of the average probability for a comet in the Oort Cloud to fall within 50 A.U. of the Sun due to the passage of a dark matter caustic. Fig. 17 shows this infall probability in the standard case, averaged over ϵ with a flat distribution and over six values of ϕ_c ($0^\circ, 60^\circ, 120^\circ, 180^\circ, 240^\circ, 300^\circ$). We convoluted this average probability with the comet number density distribution beyond 3000 A.U. derived from the numerical simulations of the Oort cloud reported in refs. [28, 29]

$$n(r) \propto r^{-3.4} \quad , \quad (6.2)$$

where r is the mean radial distance of the comet from the Sun. This yields an average infall probability of 0.03 in the standard case which assumes $\theta = 90^\circ$. We divide this probability

by 100 because there is only a sizeable infall probability when θ is close to 90° . We therefore estimate the average infall probability to be of order $0.01 \times 0.03 = 3 \times 10^{-4}$. The uncertainties are large both because the distribution of comets in the Oort Cloud is poorly constrained and because the parameters characterizing a caustic passage have wide possible ranges.

VII. SUMMARY AND DISCUSSION

Caustics are a necessary property of galactic halos under the standard assumption that the dark matter is cold and collisionless. Galactic halos have outer caustics and inner caustics. Whereas the outer caustics are at hundreds of kpc from the Galactic Center, the inner caustics are at tens of kpc from the Galactic Center and hence much closer to us. Generically a dark matter caustic is a surface at which the dark matter density diverges, as described by Eq. (1.1). This paper discusses what happens when a caustic surface passes through the Solar System.

The caustic is characterized by a fold coefficient A and velocity \vec{v}_c relative to a reference frame that is co-moving with the Galaxy at our location. Estimates for the caustic fold coefficients and velocities are taken from the Caustic Ring Model of galactic halos for which observational evidence has been claimed. In the model, the inner caustics are rings in the Galactic Plane at approximately known radii; see Eq.(2.1). Fig. 1 shows the cross-section of a caustic ring. The fifth caustic ring is close to us. Its radius increases approximately at a rate of 0.8 km/s. However, because its center is displaced from the Galactic Center and because of the motion of the Sun relative to the Local Standard of Rest, the velocity of the 5th caustic ring relative to the Sun is of order 10 km/s.

Section IV discusses the motion of the Sun in the vicinity of a caustic. The Sun moves under the influence of the gravitational fields of the caustic and that of the Galaxy. In the absence of caustic, the Sun oscillates about the minimum of its effective potential due to the Galaxy. In the presence of the caustic, the minimum of the Sun's effective potential is displaced. It tracks the caustic surface for some time, as shown in Fig. 3a. The Sun, oscillating about the minimum of its effective potential, also tends to track the caustic surface as illustrated in Figs. 3b, 3c and 3d.

The effect of the passing caustic on a comet in the Oort Cloud is estimated by analytical methods in Section V and derived numerically for many different cases in Section VI. Figs. 5 through 17 give the probabilities for the comet to be ejected from the Solar System and for it to fall within 50 A.U. of the Sun as a function of the semi-major axis and eccentricity of the comet's initial orbit. A comet with semi-major axis larger than 10^5 A.U. is likely to be ejected from the Solar System. Since the Sun is expected to have passed through several caustic surfaces in the past, it is unlikely that the Oort Cloud extends much beyond 10^5 A.U. The average probability for a comet to fall within 50 A.U. of the Sun is estimated to be of order $3 \cdot 10^{-4}$, with large uncertainties due to the lack of information on the distribution of comets in the Oort Cloud and the wide range of parameters characterizing possible caustic passages.

If the Oort Cloud has of order a trillion comets, as is commonly thought, the passage of a dark matter caustic causes of order $3 \cdot 10^8$ comets to fall within 50 A.U. of the Sun over a period of order a Myr, i.e. approximately 300 new comets per year during that time. The implications of such a comet rain are interesting to contemplate and remain to be explored.

Acknowledgments

We are grateful to Anthony Gonzalez and Lawrence Widrow for useful comments. This work was supported in part by the U.S. Department of Energy under grant DE-SC0022148 at the University of Florida. AK acknowledges support by the Onassis Foundation - Scholarship ID: F ZS 031-1/2022-2023.

-
- [1] See, for example, *Particle Dark Matter*, edited by G. Bertone, Cambridge University Press, 2010.
 - [2] A. Natarajan and P. Sikivie, Phys. Rev. D 73 (2006) 023510.
 - [3] P. Sikivie, Phys. Lett. B 432 (1998) 139.
 - [4] P. Sikivie, Phys. Rev. D 60 (1999) 063501.
 - [5] L.D. Duffy and P. Sikivie, Phys. Rev. D 78 (2008) 063508.
 - [6] C. Chakrabarty et al., Phys. Dark Univ. 33 (2021) 100838.
 - [7] J.A. Fillmore and P. Goldreich, Ap. J. 281 (1984) 1; E. Bertschinger, Ap. J. Suppl. 58 (1985) 39.
 - [8] P. Sikivie, I. Tkachev and Y. Wang, Phys. Rev. Lett. 75 (1995) 2911; Phys. Rev. D 56 (1997) 1863.
 - [9] E.J. Öpik, Proc. of the American Academy of Arts and Sciences 67 (1932) 169.
 - [10] J. Oort, Bulletin of the Astronomical Institute of the Netherlands 11 (1950) 91.
 - [11] J.A. Fernandez, Icarus 42 (1980) 406.
 - [12] G.A. Chebotarev, Soviet Astronomy-AJ 10 (1960) 341; J. Byl, Moon Planets 29 (1983) 121; R. Smoluchowski and M. Torbett, Nature 311 (1984) 38.
 - [13] P.R. Weissman, Nature 344 (1990) 825.
 - [14] P. Sikivie, Phys. Lett. B 695 (2011) 22.
 - [15] P.J.E. Peebles, Ap. J. 155 (1969) 2, and Astron. Ap. 11 (1971) 377.
 - [16] R. Schönrich, J. Binney and W. Dehnen, MNRAS 403 (2010) 1829.
 - [17] C. Charmousis, V. Onemli, Z. Qiu and P. Sikivie, Phys. Rev. D 67 (2003) 103502.
 - [18] N. Banik and P. Sikivie, Phys. Rev. D 88 (2013) 123517.
 - [19] J. Binney and S. Tremaine, *Galactic Dynamics*, Princeton University Press, 1987.
 - [20] V.A. Antonov and I.N. Latyshev, Proc. of the IAU Symposium 45, held in Leningrad, USSR, August 4-11, 1970. Edited by G.A. Chebotarev, E.I. Kazimirchak-Polonskaia, and B. G. Marsden. Published by Springer Netherlands, Dordrecht, pp 341-345.
 - [21] J. Heisler and S. Tremaine, Icarus 65 (1986) 13.
 - [22] A. Natarajan and P. Sikivie, Phys. Rev. D 76 (2007) 023505.
 - [23] S. Chakrabarty and P. Sikivie, Phys. Rev. D 98 (2018) 103009.
 - [24] J. Skuljan, J.B. Hearnshaw and P.L. Cottrell, MNRAS 308 (1999) 731.
 - [25] D. Katz et al. (the Gaia Collaboration), Astron. and Astroph. 616 (2018) A11.
 - [26] R. Drimmel et al. (the Gaia Collaboration), Astron. and Astroph. 674 (2022) A371.
 - [27] J. Lian and L. Luo, arXiv:2312.07070.
 - [28] M. Duncan, T. Quinn and S. Tremaine, Astron. J. 94 (1987) 1330.
 - [29] N. Kaib and T. Quinn, Icarus 197 (2008) 221.

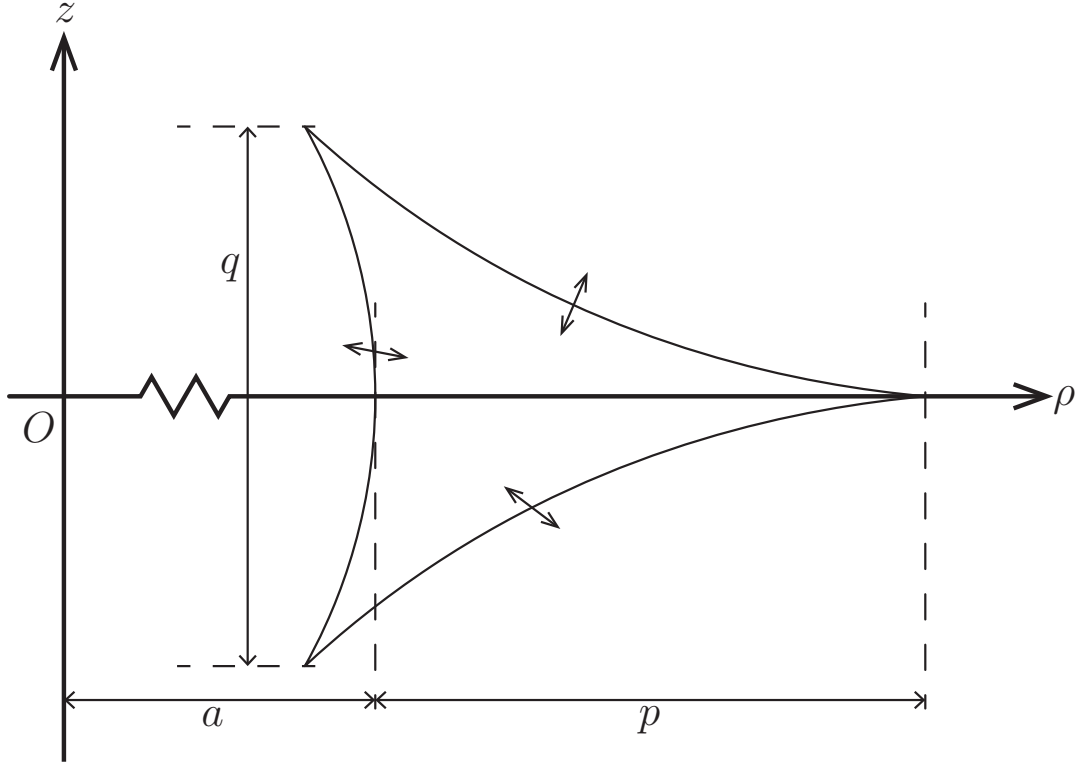


FIG. 1: Cross-section of a caustic ring of dark matter. It has the shape of a tricusp. The figure defines the caustic ring radius a and transverse dimensions p and q . The Galactic Center is at O , far to the left on the scale of the figure. There are two more flows inside the tricusp volume than outside. The tricusp boundary is therefore the location of a caustic surface. We study the effects of the gravitational field of a caustic surface on the Solar System when the Sun passes through it, as for example at one of the double-sided arrows shown.

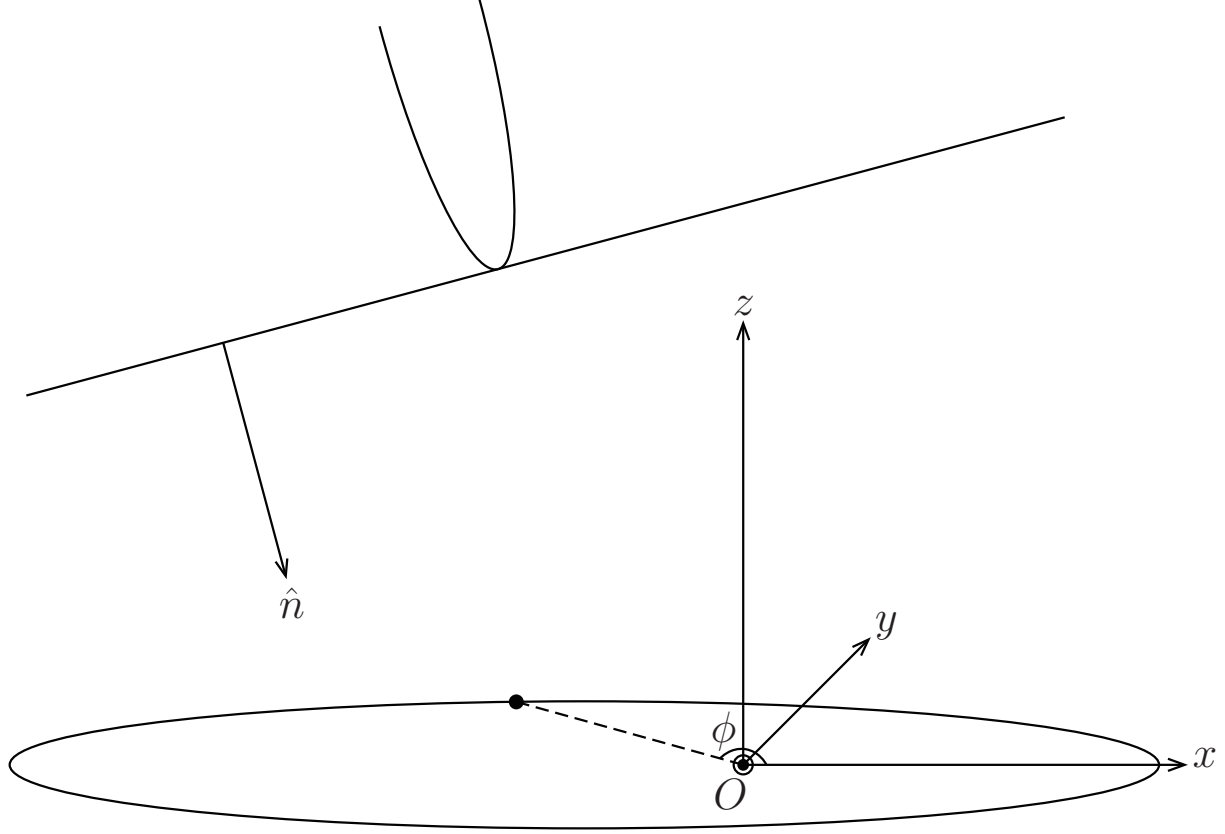


FIG. 2: Schematic drawing of a caustic surface approaching the Solar System. \hat{n} is the normal to the caustic surface in the direction away from the two extra dark matter flows. The Sun is at the origin of the coordinate system. The ellipse is the initial orbit of a comet. The comet is indicated by the black dot.

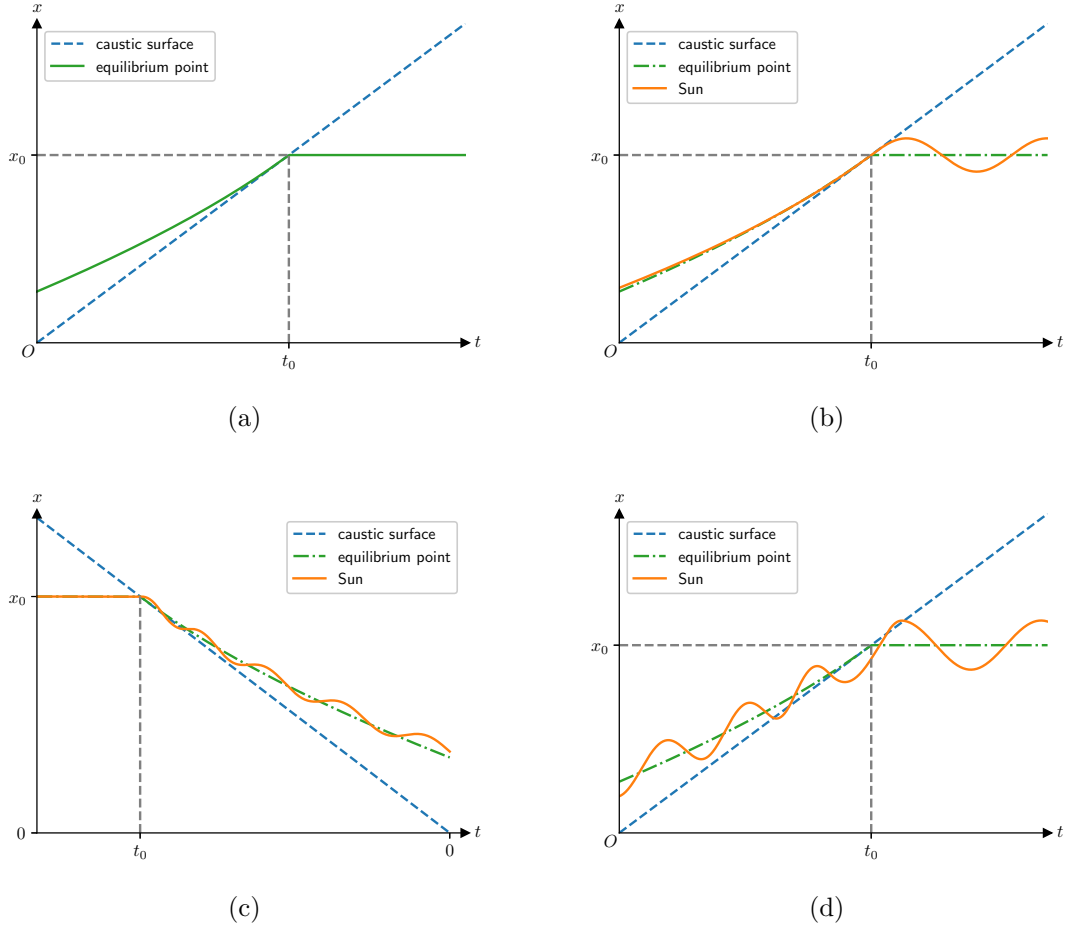


FIG. 3: (a) Motion of the Sun's equilibrium position as a caustic passes by. (b) Motion of the Sun as a caustic passes by in case the Sun is initially on the side of the caustic surface with two extra flows, at and moving with its equilibrium position. (c) Motion of the Sun as a caustic passes by in case the Sun is initially on the side of the caustic surface without the two extra flows, at rest at its equilibrium position. $v_c < 0$ here, whereas $v_c > 0$ in (a), (b) and (d). (d) Motion of the Sun as a caustic passes by in case it is initially oscillating about its equilibrium position on the side of the caustic surface with two extra flows.

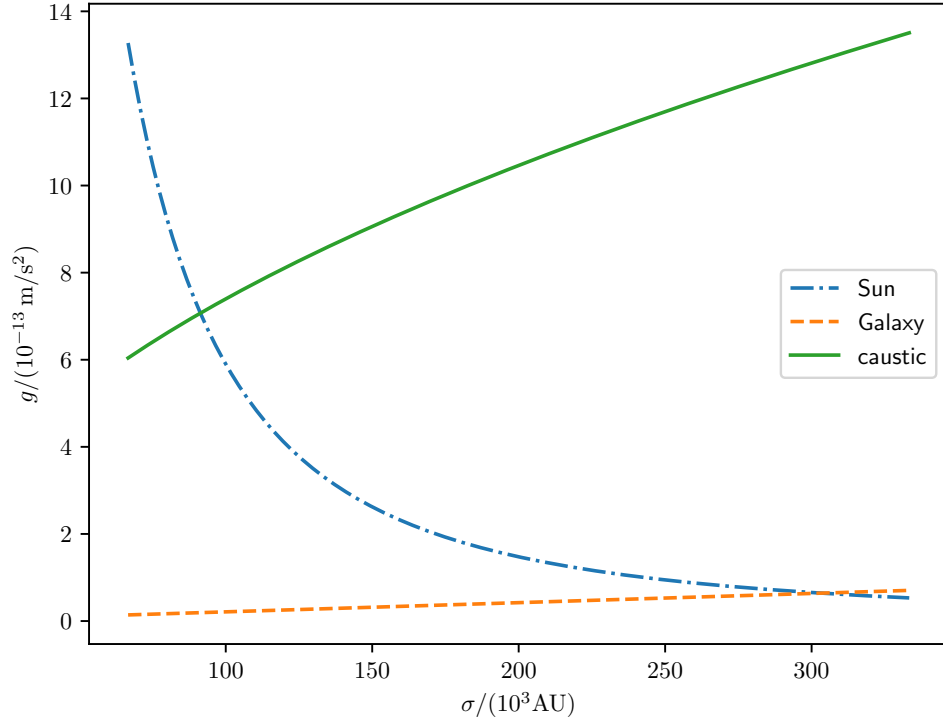


FIG. 4: Accelerations due to the gravitational field of the Sun, the tidal field of the Galaxy and the tidal field of the caustic, as functions of the distance between the Sun and a test particle. The Sun is assumed to be at the caustic surface and the test particle at a distance σ from the Sun in the direction $-\hat{n}$ defined in Fig. 2. The fold coefficient of the caustic is assumed to be $A = 2 \cdot 10^{-3} \text{gr/cm}^2 \sqrt{\text{kpc}}$. The value of ω characterizing the Galactic tidal field is assumed to be ω_r given in Eq. (3.4).

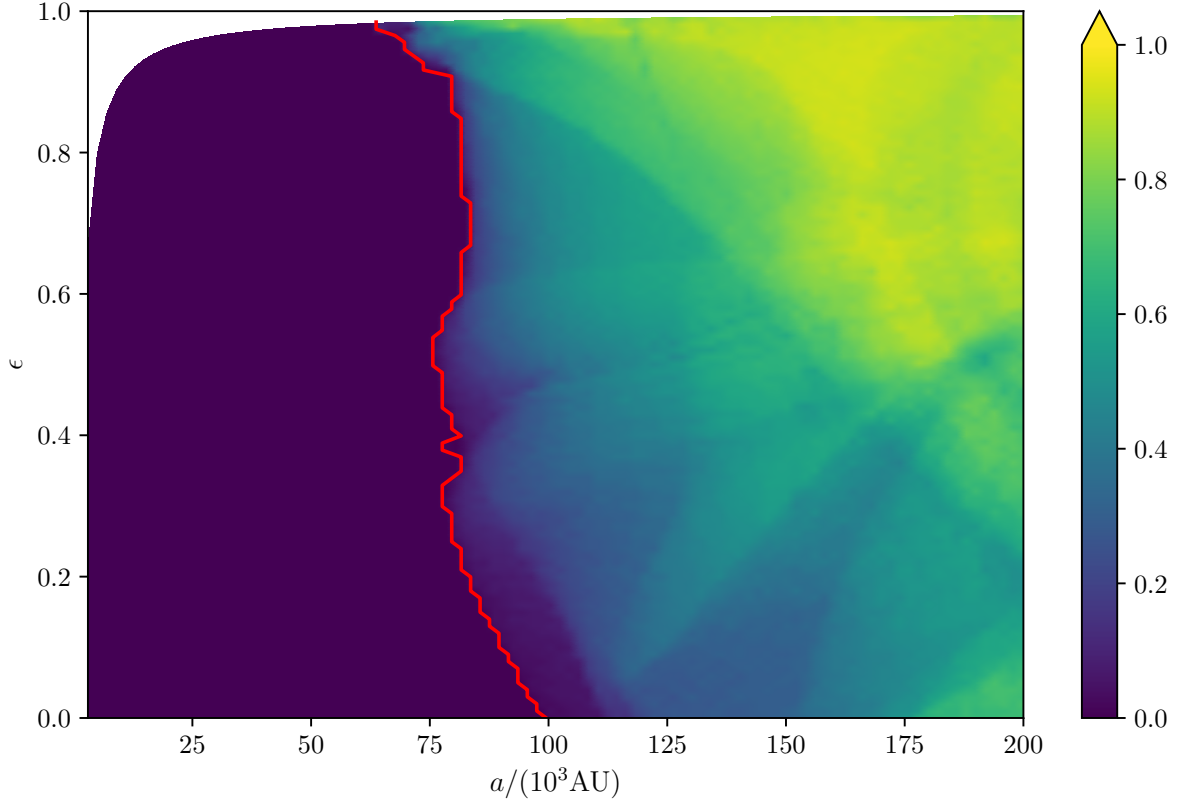


FIG. 5: Probability for a comet to escape the Solar System as a function of the semi-major axis a and eccentricity ϵ of its initial orbit for the case $A = 2 \cdot 10^{-3} \text{ gr/cm}^2 \sqrt{\text{kpc}}$, $v_c = 1 \text{ km/s}$, the Sun is initially on the side of the caustic surface with two extra flows with $v_\odot = 0$, $\omega = 1/27 \text{ Myr}$, $\theta = 90^\circ$ and $\phi_c = 180^\circ$. To the left of the red line the escape probability vanishes.

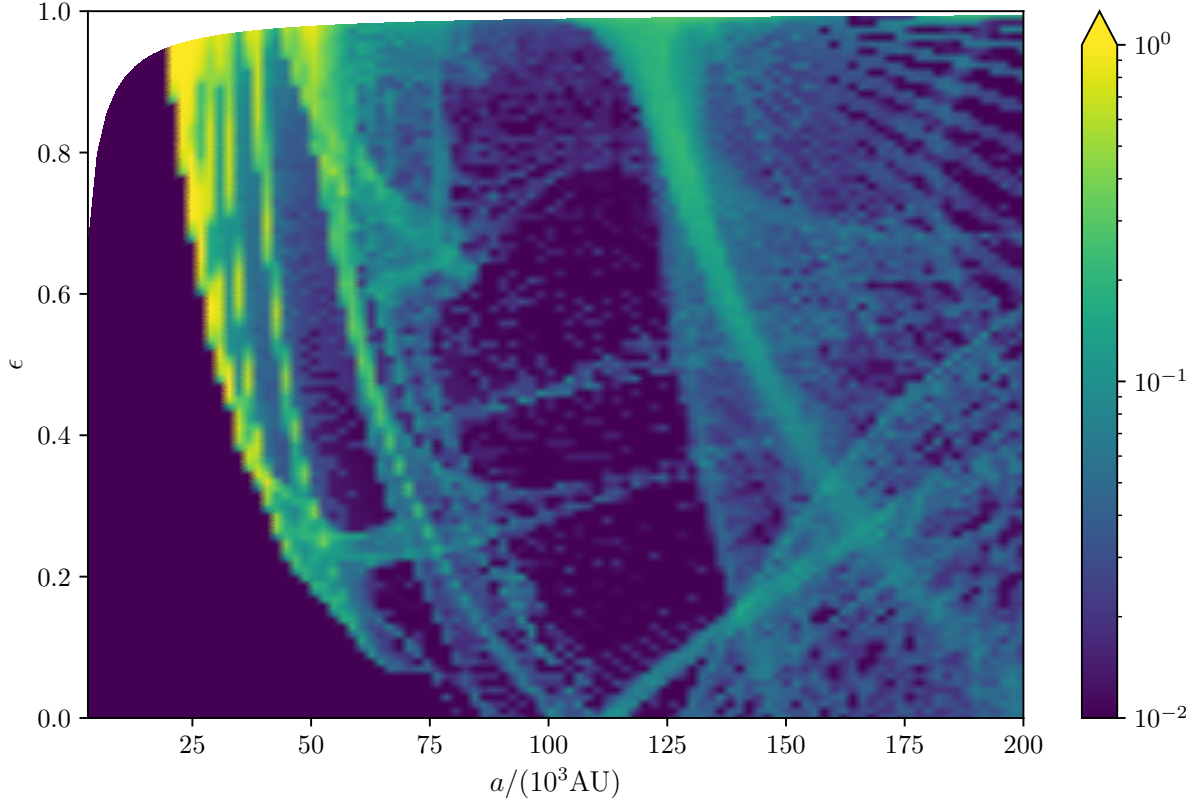


FIG. 6: Probability for a comet to fall within 50 A.U. of the Sun as a function of the semi-major axis a and eccentricity ϵ of its initial orbit for the case $A = 2 \cdot 10^{-3} \text{ gr/cm}^2 \sqrt{\text{kpc}}$, $v_c = 1 \text{ km/s}$, the Sun is initially on the side of the caustic surface with two extra flows with $v_\odot = 0$, $\omega = 1/27 \text{ Myr}$, $\theta = 90^\circ$ and $\phi_c = 180^\circ$.

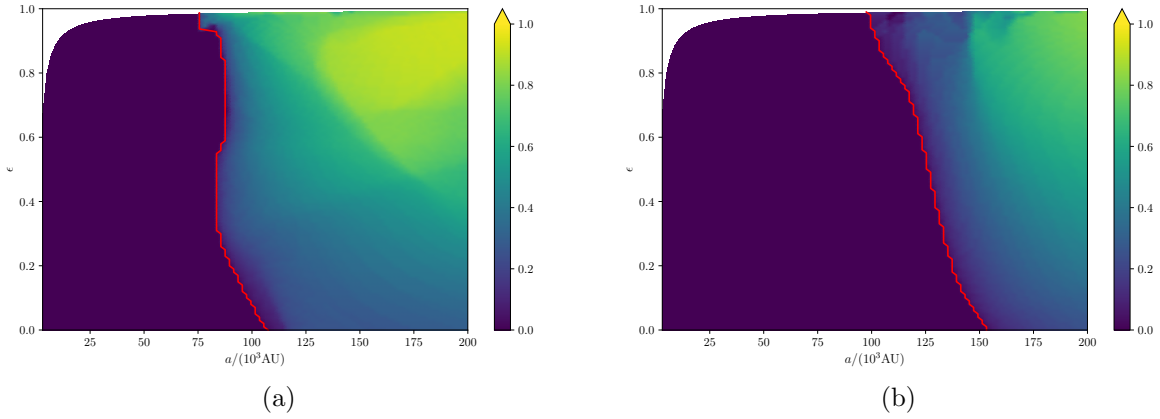


FIG. 7: Same as Fig. 5 except (a) $\theta = 60^\circ$ and (b) $\theta = 30^\circ$.

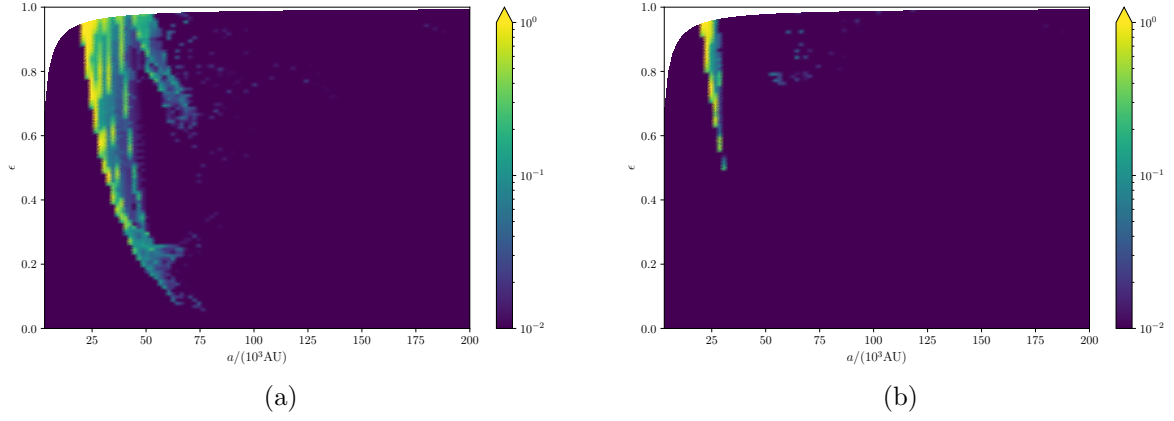


FIG. 8: Same as Fig. 6 except (a) $\theta = 88^\circ$ and (b) $\theta = 87^\circ$.

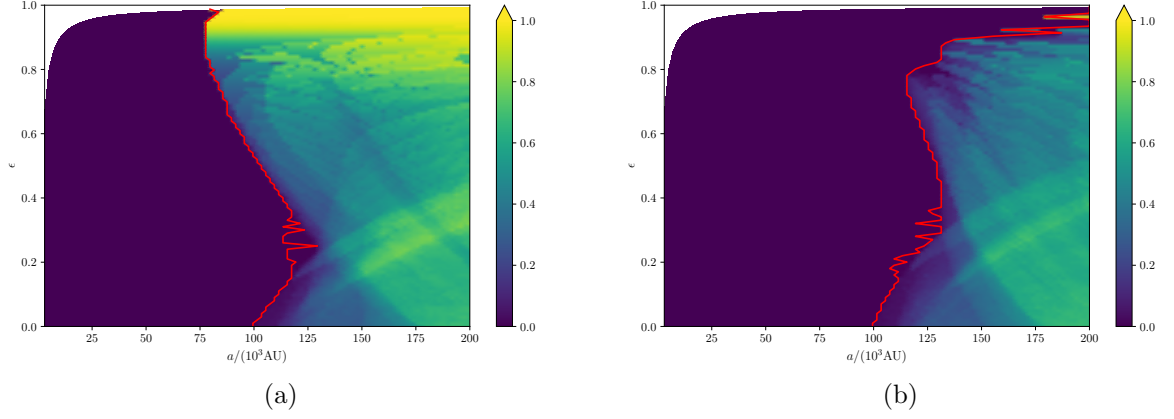


FIG. 9: Same as Fig. 5 except (a) $\phi_c = 0^\circ$ and (b) $\phi_c = 90^\circ$.

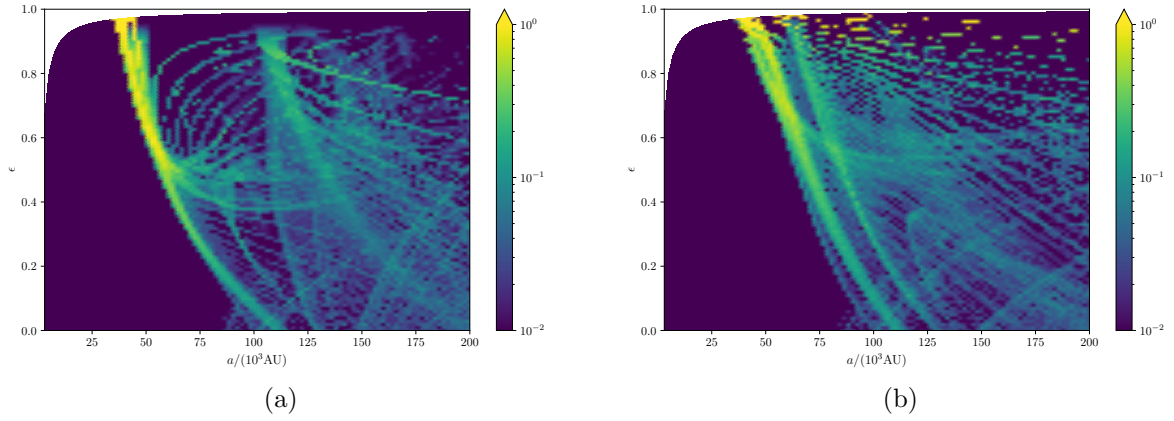


FIG. 10: Same as Fig. 6 except (a) $\phi_c = 0^\circ$ and (b) $\phi_c = 90^\circ$.

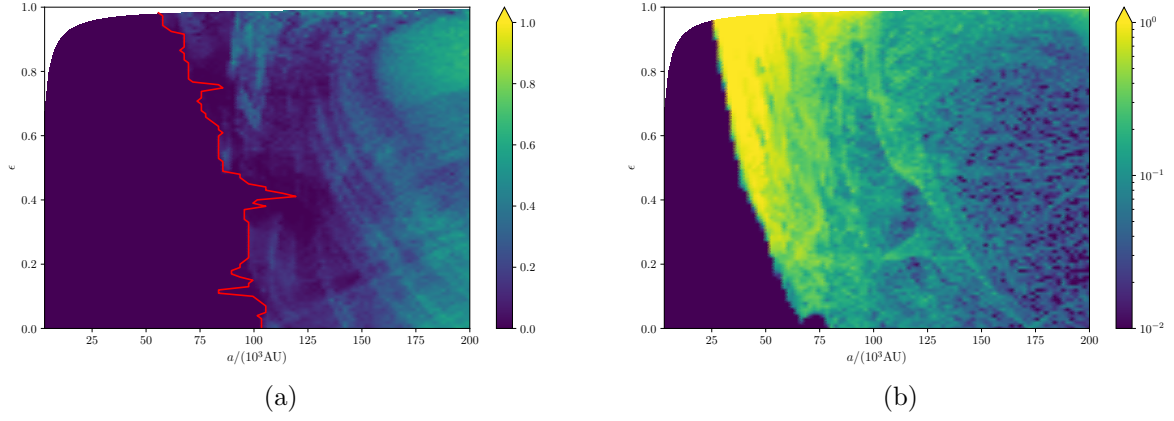


FIG. 11: Here the Sun initially oscillates about its equilibrium position, as in Fig. 3d. (a) Changes to Fig. 5 (b) Changes to Fig. 6.

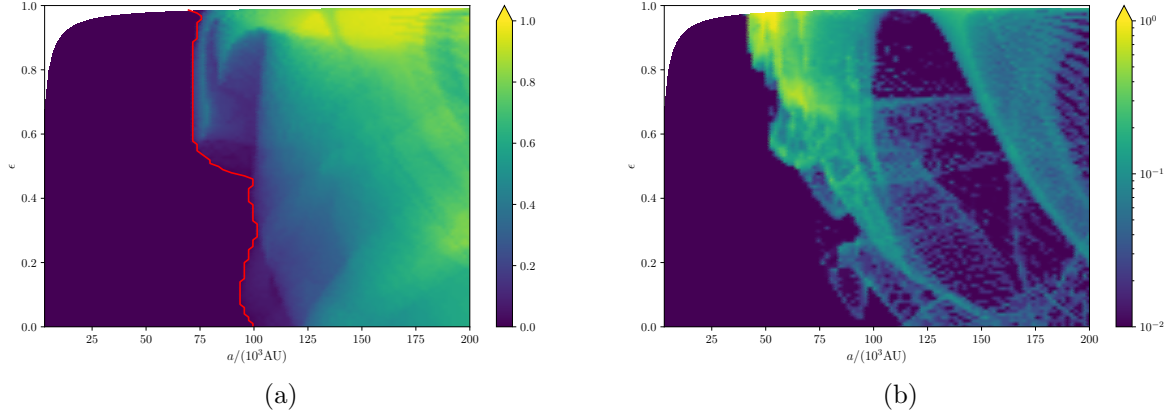


FIG. 12: Here the Sun is initially at rest on the side of the caustic surface without the two extra flows, as in Fig. 3c. (a) Changes to Fig. 5 (b) Changes to Fig. 6.

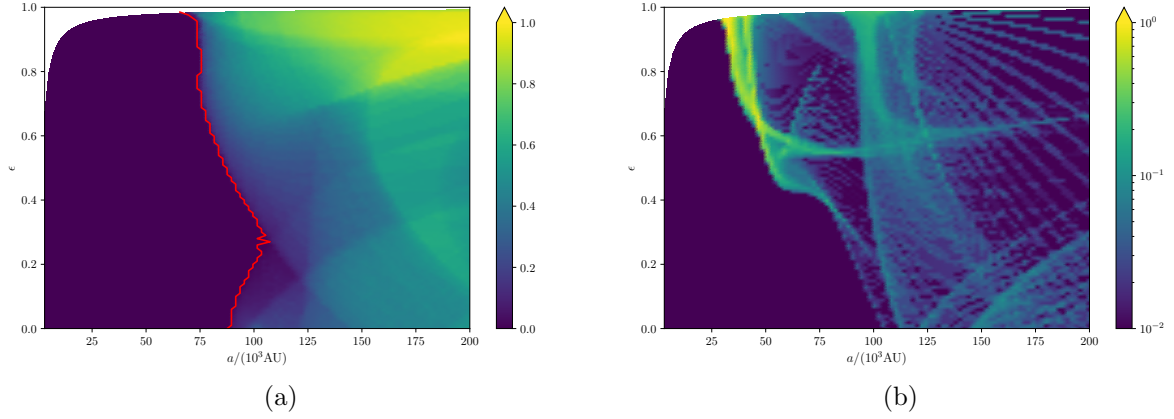


FIG. 13: (a) Same as Fig. 5 except $\omega = 1/11$ Myr. (b) Same as Fig. 6 except $\omega = 1/11$ Myr.

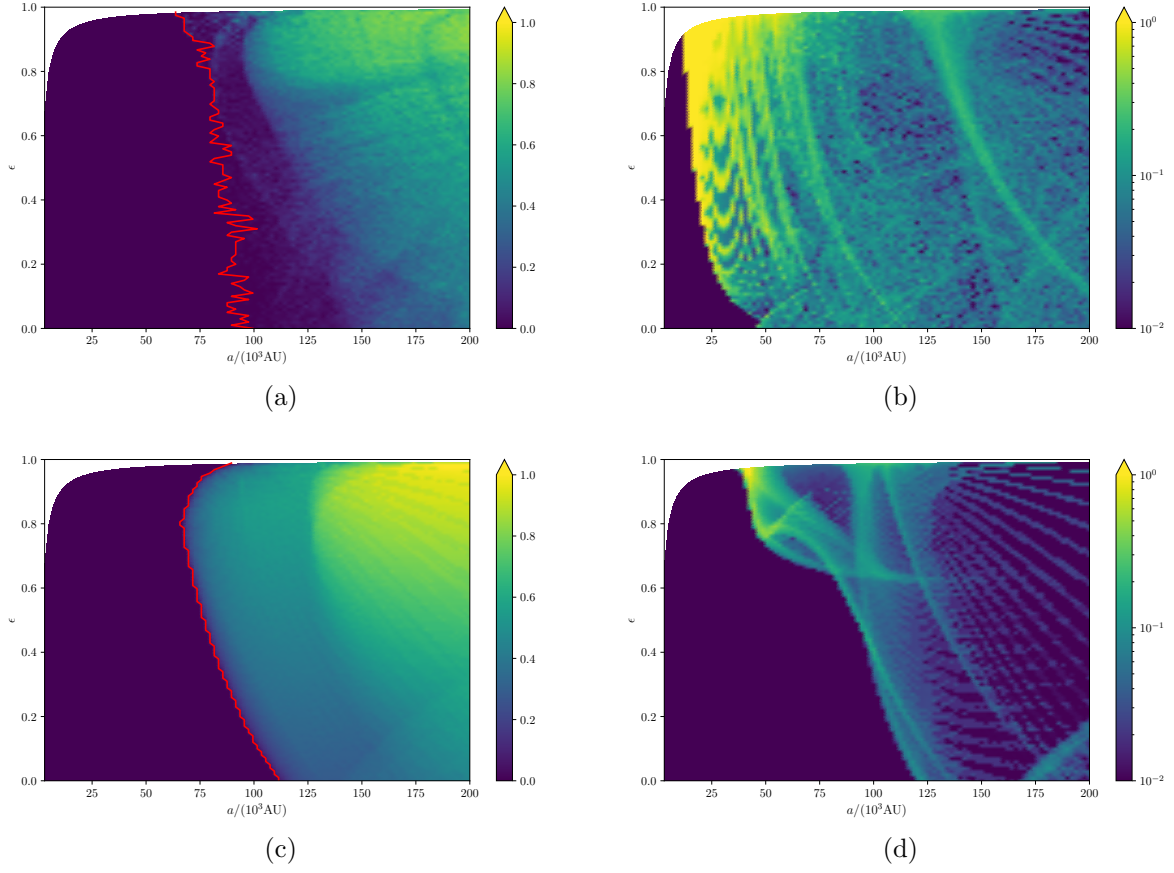


FIG. 14: (a) Same as Fig. 5 except $v_c = 0.3$ km/s. (b) Same as Fig. 6 except $v_c = 0.3$ km/s. (c) Same as Fig. 5 except $v_c = 10$ km/s. (d) Same as Fig. 6 except $v_c = 10$ km/s.

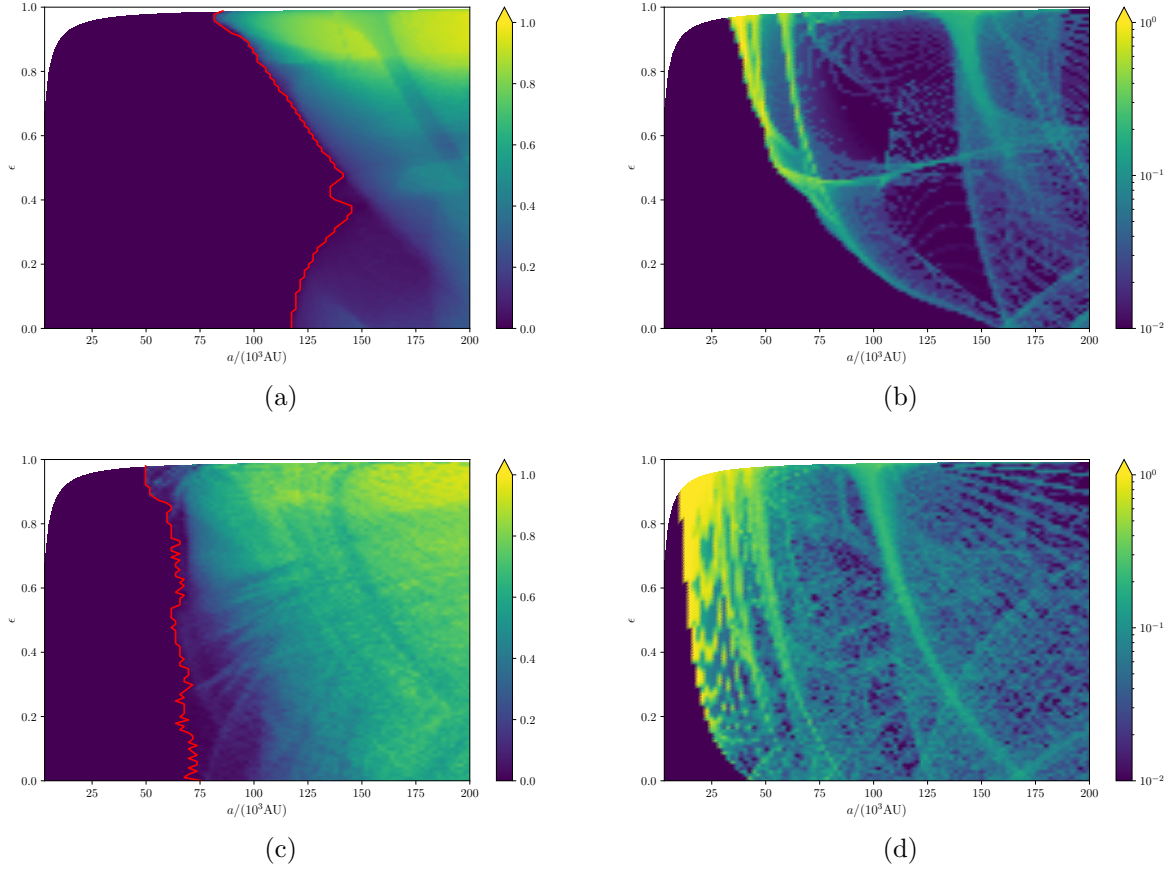


FIG. 15: (a) Same as Fig. 5 except $A = 1.0 \cdot 10^{-3} \text{gr/cm}^2 \sqrt{\text{kpc}}$. (b) Same as Fig. 6 except $A = 1.0 \cdot 10^{-3} \text{gr/cm}^2 \sqrt{\text{kpc}}$. (c) Same as Fig. 5 except $A = 4.0 \cdot 10^{-3} \text{gr/cm}^2 \sqrt{\text{kpc}}$. (d) Same as Fig. 6 except $A = 4.0 \cdot 10^{-3} \text{gr/cm}^2 \sqrt{\text{kpc}}$.

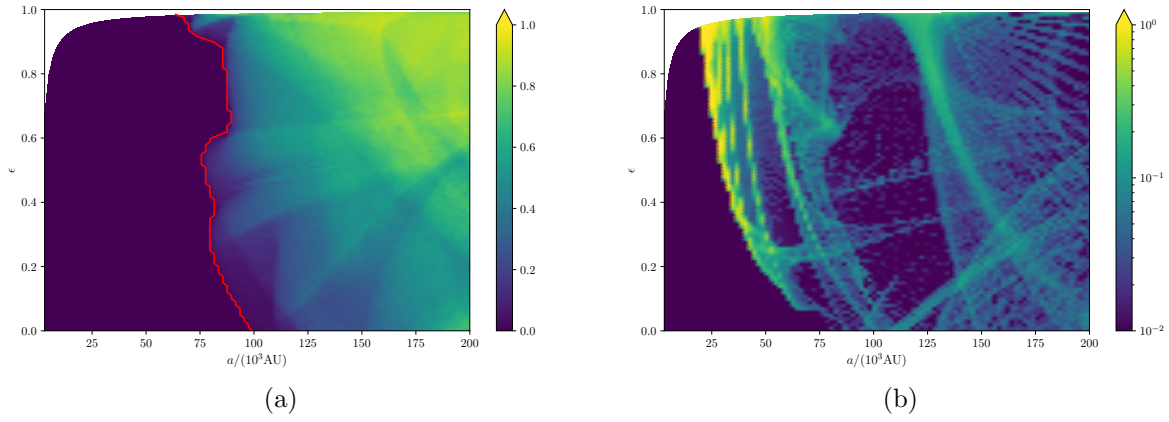


FIG. 16: Here the caustic is divided into seven equal parallel caustics spread over a transverse distance of 2 pc. (a) Changes to Fig. 5. (b) Changes to Fig. 6

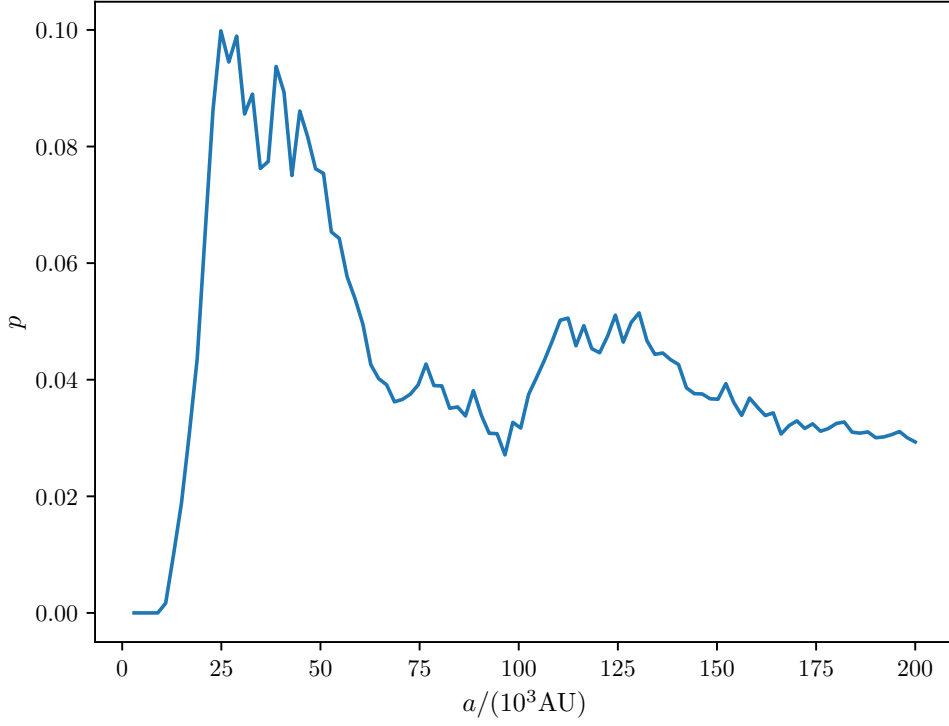


FIG. 17: Average probability for a comet to fall within 50 A.U. of the Sun as a function of its initial semi-major axis a for the case $A = 2 \cdot 10^{-3} \text{ gr/cm}^2 \sqrt{\text{kpc}}$, $v_c = 1 \text{ km/s}$, the Sun is initially on the side of the caustic surface with two extra flows with $v_\odot = 0$, $\omega = 1/27 \text{ Mpc}$, $\theta = 90^\circ$. The probability is averaged over ϵ , ϕ_0 and ϕ_c as described in the text.