

No Language is an Island: Unifying Chinese and English in Financial Large Language Models, Instruction Data, and Benchmarks

Gang Hu
Yunnan University
Kunming, China
hugang@ynu.edu.cn

Ke Qin
Yunnan University
Kunming, China
kqin@mail.ynu.edu.cn

Chenhan Yuan
The University of Manchester
Manchester, UK
chenhan.yuan@manchester.ac.uk

Min Peng
Wuhan University
Wuhan, China
pengm@whu.edu.cn

Alejandro Lopez-Lira
University of Florida
Gainesville, America
alejandro.lopez-
lira@warrington.ufl.edu

Benyou Wang
The Chinese University of Hong Kong
Guangdong, China
wangbenyou@cuhk.edu.cn

Sophia Ananiadou
The University of Manchester
Manchester, UK
sophia.ananiadou@manchester.ac.uk

Jimin Huang
The Fin AI
Singapore, Singapore
jimmin.huang@thefin.ai

Qianqian Xie*
The Fin AI
Singapore, Singapore
xqq.sincere@gmail.com

ABSTRACT

The advancement of Large Language Models (LLMs) has significantly enhanced financial analysis, but their use has been mostly limited to single languages, leaving the potential for bilingual Chinese-English capabilities unexplored. To bridge this gap, we introduce ICE-PIXIU¹, the first open-source framework that establishes instruction datasets ICE-FIND, fine-tuned LLMs ICE-INTENT, and an evaluation benchmark ICE-FLARE for financial LLMs in both Chinese and English. ICE-FIND includes 18 Chinese-English bilingual specific tasks with 36 datasets and 604k data samples, expanding the breadth and depth of bilingual financial modeling. Harnessing this, we then develop the pioneering Chinese-English bilingual financial LLM ICE-INTENT by fine-tuning the InternLM backbone model. We evaluate our models and existing LLMs using ICE-FLARE, the first comprehensive bilingual evaluation benchmark with 40 datasets covering 10 NLP tasks and 20 bilingual specific tasks. Experimental results demonstrate significant multilingual performance disparities and biases in existing LLMs, with fine-tuning using translation data can enhance LLM’s cross-lingual generalization capabilities. ICE-INTENT models outperform SOTA LLMs like GPT-4 in Chinese financial tasks, attributed to diverse linguistic resources, high-quality human-annotated prompts, and strategic instruction fine-tuning.

*Corresponding author

¹<https://github.com/YY0649/ICE-PIXIU>

Permission to make digital or hard copies of all or part of this work for personal or classroom use is granted without fee provided that copies are not made or distributed for profit or commercial advantage and that copies bear this notice and the full citation on the first page. Copyrights for components of this work owned by others than the author(s) must be honored. Abstracting with credit is permitted. To copy otherwise, or republish, to post on servers or to redistribute to lists, requires prior specific permission and/or a fee. Request permissions from permissions@acm.org.
XX'24', XX 25–29, 2024, XX, XX

© 2024 Copyright held by the owner/author(s). Publication rights licensed to ACM.
ACM ISBN 978-1-4503-XXXX-X/18/06...\$15.00
<https://doi.org/XXXXXXXX.XXXXXXX>

KEYWORDS

Finance, Chinese-English, Large Language Model, Benchmark

1 INTRODUCTION

As the influence of Chinese investments and consumption grows and English remains the dominant language in global business, effective cross-lingual communication between these languages is increasingly vital [31]. Given the close interaction between the financial markets of China and the United States, bridging linguistic and cultural gaps in the complex financial sector requires specialized tools and models tailored for cross-language business scenarios [34, 64].

Inspired by the success of general domain large language models (LLMs), the exploration of financial LLMs as financial cross-language solutions is gradually gaining popularity [27, 53]. Starting with the broad capabilities of models like OpenAI’s ChatGPT [7], the focus has shifted towards more specialized models such as BloombergGPT [51], which tackles the complex nuances of financial language and concepts. Subsequently, models like FinGPT [57], InvestLM [58] and FinTral [6] emerged, concentrating on English financial tasks. Notably, FinMA [53] addresses the challenges of instruction data diversity, marking a significant advancement.

Beyond the efforts in English-centric models, Chinese financial LLMs (FinLLMs) have also made notable advances. Baidu’s Xu-anYuan (轩辕) [65] exemplifies this trend, focusing on the intricacies of Chinese financial language. Subsequent models such as DISC-FinLLM [10] and CFGPT [25] further enhance capabilities in financial analysis and reasoning. Recently, PanGu- π [47] enhances a pre-trained model for better performance in financial examinations.

Although these advancements, there are significant challenges in their application and evaluation in bilingual contexts, especially regarding model development, diversity of instruction datasets, and evaluation methods in English and Chinese. As depicted in Table 1, there remain several issues: (1) All models are tailored exclusively

for either English or Chinese, highlighting a significant lack of models that are proficient in both languages; (2) Moreover, most models are not open source, and particularly, nearly all crucial fine-tuning instruction datasets are closed, which will severely impede research in this field. (3) Current evaluation methods often focus on monolingual assessments and fail to comprehensively evaluate bilingual proficiency. Even more concerning is their lack of performance validation with data-out-of-training tasks, leading to potentially inflated evaluation metrics. (4) While existing instruction datasets including financial NLP tasks like classification, extraction, prediction and reasoning, these datasets, particularly for Chinese, show a notable lack of diversity in each task category. (5) Original and corresponding translated datasets are often overlooked in the development of comprehensive bilingual instruction datasets, making it challenging to assess the models' cross-lingual generalisation.

To tackle this issue, we introduce ICE-PIXIU, the first open-source Chinese-English bilingual framework meticulously designed to bridge the research gap. As detailed in Table 2, ICE-PIXIU has painstakingly curated 40 datasets, incorporating 1,185,076 raw data points, 603,940 fine-tuning instruction data, and 95,091 evaluation data, strategically covering a diverse range of Chinese-English bilingual financial tasks. This diverse array not only underscores our model's commitment to linguistic breadth but also to task-specific depth, ensuring ICE-INTENT's proficiency across various financial scenarios². ICE-PIXIU includes the bilingual open-source multi-task and Chinese-English instructional dataset (ICE-FIND) with 36 datasets spanning 18 specific tasks, the pioneering open-source Chinese-English bilingual evaluation benchmark (ICE-FLARE) with 40 datasets covering 20 specific tasks, and the open-source Chinese-English bilingual financial LLM, ICE-INTENT.

To establish a multi-task and bilingual instruction data and evaluation resources, we integrate Chinese and English financial specific tasks from 4 data categories, including (A) Chinese financial datasets, (B) English financial datasets, (C) Chinese translation datasets, and (D) out-of-training financial datasets (as outlined in Section 3.1.1), merging expert-annotated prompts with task-specific data samples. This led to the creation of Chinese and English bilingual financial instruction data called ICE-FIND. To enhance bilingual financial analysis capabilities, we introduce the bilingual financial LLM model, ICE-INTENT, achieved by fine-tuning the InternLM-7B backbone model with ICE-FIND. For evaluation, we further construct the bilingual ICE-FLARE benchmark by including test set from ICE-FIND, and introducing the data-out-of-training (DOT) task along with 3 unseen specific tasks and 4 unseen datasets. The inclusion of DOT task in the benchmark aims to assess the model's generalization capabilities across various financial contexts and tasks.

We assess ICE-INTENT and baseline LLMs with the ICE-FLARE bilingual benchmark. Our analysis revealed three key findings: 1) Current LLMs, such as GPT-4, show a notable performance gap in Chinese financial tasks, highlighting disparities across languages. 2) The ICE-INTENT models excel in bilingual financial analysis, outperforming established models like GPT-4 in Chinese financial tasks. This success emphasizes the pivotal role of fine-tuning instructions and utilizing target language and high-resource datasets to enhance model capabilities. 3) Of particular note, fine-tuning LLMs

with translated data not only bridges cross-lingual financial tasks but also significantly boosts the model's performance in English tasks, demonstrating the beneficial effects of cross-lingual data transfer.

Our contributions can be summarized as follows: **1) Bilingual Capability Proficiency:** ICE-INTENT, a bilingual financial LLM, showcases exceptional bilingual proficiency in English and Chinese, essential for navigating cross-lingual financial Q&A scenarios. **2) Diverse Chinese Financial Datasets:** ICE-PIXIU enhances training and performance by integrating the Chinese classification, extraction, reasoning, and prediction NLP tasks, surpassing existing FinLLMs in task diversity and data scale. **3) Professionally Annotated Prompts:** ICE-PIXIU provides a diverse, high-quality, expert-annotated set of prompts applied with similar fine-tuning instructions to enhance understanding of financial tasks. **4) Integration of English-to-Chinese Translation Data:** The framework extends its capabilities by incorporating the English-to-Chinese translation datasets, bolstering bilingual training and cross-lingual generalization. **5) Cross-Lingual Evaluation with ICE-FLARE:** ICE-PIXIU introduces ICE-FLARE, a rigorous cross-lingual evaluation benchmark that ensures consistent model performance in diverse linguistic contexts. **6) Open-Source Contribution:** With its open-access approach, ICE-PIXIU offers its models, data, and evaluation resources to the research community, fostering collaborative advancement in financial NLP.

2 RELATED WORK

Financial Dataset Resource Financial pre-trained language models (FinPLMs) previously focus on single-task datasets but now most FinLLMs prioritize financial specific-task data collection. For instance, BloombergGPT [51] integrates general and financial text to train large 50B LLMs. FinLLMs such as FinGPT [57, 61] curate English instruction datasets for classification, extraction, and generation NLP tasks. PIXIU [53] provide open-source, multi-task and multi-modal instruction data covering various financial scenarios. BBT-Fin [27] Corpus aggregates Chinese financial data including corporate announcements, research reports, social media, and more, while XuanYuan 2.0 [65] provides a hybrid tuning dataset. Cornucopia's [60] 26M instruction dataset covers application areas such as insurance and stocks. Most fine-tuning datasets are tailored for monolingual tasks, which limits their coverage.

Financial Language Models FinPLMs and FinLLMs build on backbone models like BERT [14] and LLaMa [45] with large-scale financial texts. FinBERT [4] was the first FinPLM with an openly released corpus, later improved FinBERT [59] incorporating larger communication datasets. Models like FLANG [39] combine BERT and ELECTRA [13]. Chinese-specific PLMs like Mengzi [66] and FinT5 [27] address unique financial tasks. BloombergGPT introduces the outstanding FinLLM, along with successors like FinGPT [57] and FinMA [53] excelling in specific data collection and supervised fine-tuning using backbone models Baichuan [56] and InternLM [44]. However, monolingual FinLLMs struggle to offer consistent cross-lingual finance services.

Financial Evaluation Benchmarks The first benchmark assesses classification, boundary detection, and question-answering in English, while FLARE [53] extends this to include time-series reasoning. BBT-CFLEB [27] is the first Chinese benchmark with 5 financial

²Examples of each task are depicted in Appendix Table 6 to Table 8

Table 1: A comparison of various FinLLMs, including backbone model, parameter size, language proficiency, instruction and evaluation counts on Chinese [zh], English [en], and data-out-of-training [dot] tasks (specific tasks, used only for cross-lingual generalization evaluation in LLMs, not for LLM training), open source (Yes ✓ and No ×) and release date. Task counts for instruction and evaluation across all FinLLMs are based on the specific task types detailed in Table 2, with "-" denoting unspecified information in their sources.

FinLLMs	Backbone	Parameter Size	Language	Instruction		Evaluation			Open Source		Release Date
				zh	en	zh	en	dot	Model	Data	
BloombergGPT [51]	BLOOM [23]	50B	en	0	0	0	0	5	✓	×	03/30/23
XuanYuan2.0 [65]	BLOOM [23]	176B	zh	-	0	6	0	0	✓	✓	05/19/23
FinMA [53]	LLaMA	7/13B	en	0	5	0	5	0	✓	✓	06/08/23
FinGPT [57]	ChatGLM [15]	7/13B	en	0	6	0	6	0	✓	×	06/09/23
InvestLM [58]	LLaMA [45]	65B	en	0	4	0	4	0	×	×	09/15/23
CFGPT [25]	InternLM [44]	7B	zh	6	0	6	0	0	✓	×	09/19/23
DISC-FinLLM [10]	Baichuan [56]	13B	zh	8	0	8	0	0	✓	×	10/23/23
PanGu- π [47]	-	1/7B	zh	-	0	4	0	0	×	×	12/27/23
FinTral [6]	Mistral [20]	7B	en	0	9	0	9	0	×	×	02/16/24
ICE-INTENT	InternLM [44]	7B	zh, en	12	6	12	6	3	✓	✓	03/10/24

NLP tasks, while FinCUGE [10] focuses on 9 financial NLP tasks on social media and short news. FinEval [62] assesses LLMs through multiple-choice questions on finance, economics, and accounting. CFBenchmark [24] evaluates text processing abilities in recognition, classification, and generation, encompassing totaling 8 tasks, and CGCE [63] includes 200 general and 150 specific professionally diverse QA tasks. FinBen [52] serves as an extensive benchmark with 36 datasets over 24 financial tasks. However, these benchmarks lack support for cross-lingual and out-of-domain tasks, posing a challenge for evaluating the generalization ability of FinLLMs.

3 METHOD

3.1 ICE-FIND: Bilingual Financial Instruction Dataset

We present ICE-FIND, a Chinese-English bilingual financial instruction dataset, detailing the raw data sources and the instruction construction process using high-quality prompts by human evaluation. Unlike current resources, ICE-FIND emerges as the first instruction data tailored for bilingual FinLLMs, showcasing originality.

3.1.1 Raw Data Integration. ICE-FIND is built from open-source data, covering a range of specific tasks in real-world financial scenarios. It stands out by utilizing expert-curated, high-quality sources, offering cost-efficiency over self-instruct data generation methods [48] without usage restrictions, and providing varied data formats and multilingual support for flexible task adaptation. As shown in Table 2, it curated 5 data types-Data-Label-from-Classification (DLC), Data Labels from-Extraction (DLE), Data-Text-by-Translation (DTT), Data-Text-with-English (DTE), and Data-Out-of-Training (DOT). These categories support 10 financial NLP tasks such as Classification (CLS), Extraction (EXT), Reasoning (REA), Prediction (PRE), Generation (GEN), and Translation (TRA) across 12 Chinese and 6 English specific tasks. Compared with similar studies [10, 49] respectively focus on PRE, as well as CLS and REA NLP task, [24, 25] emphasizes CLS and EXT NLP task. Our raw data comprises 40 different datasets covering almost all financial NLP tasks, including CLS, EXT, REA, PRE, GEN, and TRA.

Our proposed ICE-FIND consists of four datasets as follows: (A) Chinese financial datasets, (B) English financial datasets, (C) Chinese translation datasets, and (D) out-of-training financial datasets.

(A) Chinese Financial Datasets. Our primary focus is on Chinese language proficiency, with the cleaned and processed datasets can be categorized into two data types: DLC and DLE, which encompass classification (ZH-CLS), extraction (ZH-EXT), prediction (ZH-PRE) and generation (ZH-GEN) financial NLP tasks.

For **ZH-CLS**, it covers essential tasks like sentiment analysis (FinSA), semantic matching (FinSM), news classification (FinNC), negative judgment (FinNJ), answer selection (FinAS) and relationship extraction (FinRE). 1) **Sentiment Analysis.** It is the process of analyzing and labeling the sentiment expressed in financial texts as "Negative(消极)", "Neutral(中性)" and "Positive(积极)" [41]. This task integrates the FE [27] dataset from Stockbar and Xueqiu websites, along with the StockB [46] dataset that covers finance across ten domains. 2) **Semantic Matching.** It determines whether financial texts or sentences are semantically similar ("是(YES)" or "否(NO)"), using two datasets: the Bank Question Corpus (BQC) [9] from Chinese bank customer logs and the Ant Financial Question Matching Corpus (AFQMC) [54] from the Alipay competition. 3) **Negative Judgment.** It focuses on identifying finance and economics-related negativity, as opposed to general financial sentiment analysis. Leveraging the FinNSP dataset [27] sourced from social media, it uses "是(YES)" to label data with negative information and "否(NO)" for those without. 4) **News Classification.** It involves classifying news into two or more class label, such as "股票市场(stock market)", "外汇(foreign exchange)", "宏观经济(macro-economics)", and more. This task employs the FinNL [27] dataset, sourced from financial news websites, containing both binary (NL) and multi-class (NL2) labeled data. 5) **Answer Selection.** It entails selecting the correct option ("A", "B", "C", "D") within the financial context to evaluate financial reasoning and decision-making skills. AntGroup's FinEval [3, 62] includes 4,661 questions covering finance, economy, accounting, and certification. We compile the available financial subject data into FinEvalF. 6) **Relationship Extraction.** It aims to provide the types of connections, dependencies, and associations between entities. We process the FinRE dataset [27] into RE, comprising financial news articles with head-tail entity pairs, spanning 44 relationship categories (e.g., "合作(cooperation)", "持股(shareholding)", etc.).

For **ZH-EXT**, it includes the question answering (FinQA), named entity recognition (FinER), and event detection (FinED) tasks. 1) **Question Answering.** It aims to extract precise answers from financial text for questions about pertinent events. We gather a dataset

Table 2: Detailed information on the raw data used for constructing instruction and evaluation dataset of the ICE-PIXIU framework.

Language	Data Type	NLP Task	Specific Task	Dataset	Raw	Instruction	Evaluation	Data Source	License	
ZH	DLC	ZH-CLS	FinSA	FE StockB	18,177 9,812	18,177 9,812	2,020 1,962	social texts social texts	Public Apache-2.0	
			FinSM	BQC AFQMC	120,000 38,650	110,000 38,650	10,000 4,316	bank service logs online chat service	Public Apache-2.0	
			FinNC	NL NL2	7,955 7,955	7,955 7,955	884 884	news articles news articles	Public Public	
			FinNJ FinAS FinRE	NSP FinevalF RE	4,499 1,115 14,973	4,499 1,115 14,973	500 222 1,489	social texts financial exam news, entity pairs	Public Apache-2.0 Public	
	DLE	ZH-EXT	FinSP	StockA	14,769	14,769	1,477	news, historical prices	Public	
			FinQA	QA	22,375	22,375	2,469	QA pairs of news	Public	
			FinER	CNER	1,685	1,685	337	financial reports	Public	
			FinED	19CCKS 20CCKS 21CCKS 22CCKS	156,834 372,810 8,000 109,555	14,674 45,796 7,000 59,143	2,936 9,159 1,400 11,829	social texts news, reports news, reports news, reports	CC BY-SA 4.0 CC BY-SA 4.0 CC BY-SA 4.0 CC BY-SA 4.0	
	DTT	ZH-TRA	FinSA	CFPB CFiQA-SA	4,845 1,173	4,838 1,143	970 233	economic news ews headlines,tweets	MIT license MIT license	
			FinSP	CACL18 CBigData22 CCIKM18	27,056 7,167 4,970	2,555 798 431	511 159 86	tweets, historical prices tweets, historical prices tweets, historical prices	MIT license MIT license MIT license	
			FinHC	CHeadlines	102,708	10,256	2,051	news headlines	MIT license	
			FinQA	CEnQA CConFinQA	8,281 12,594	668 1,189	133 237	earnings reports earnings reports	MIT license MIT license	
	EN	DTE	EN-CLS	FinSA	FPB FiQA-SA	4,845 1,173	4,845 1,173	970 235	economic news news headlines,tweets	CC BY-SA 3.0 Public
				FinHC	Headlines	11,412	102,708	20,547	news headlines	CC BY-SA 3.0
FinCC				German Australian	1,000 690	1,000 690	200 139	credit records credit records	CC BY-SA 4.0 CC BY-SA 4.0	
EN-EXT		EN-RE	FinSP	ACL18 BigData22 CIKM18	27,053 7,164 4,967	27,053 7,164 4,967	3,720 1,472 1,143	tweets, historical prices tweets, historical prices tweets, historical prices	MIT License Public Public	
			FinER	NER	609	609	98	financial agreements	CC BY-SA 3.0	
			FinQA	EnQA ConFinQA	8,281 3,458	8,281 12,594	1,147 1,490	earnings reports earnings reports	MIT License MIT License	
DOT		EN-DOT	FinER	FINER-ORD	1,075	-	1,075	news articles	CC BY-SA 4.0	
			FinTS	ECTSUM EDTSUM	495 2,000	- -	495 2,000	earning call transcripts news articles	Public Public	
			FinDC	FOMC	496	-	496	FOMC transcripts	CC BY-SA 4.0	

named QA [27] to differentiate its name from the English FinQA dataset. 2) **Named Entity Recognition (NER)**. It aims to identify entity names and types labeled as individuals ("个人(PER)"), organizations ("组织(ORG)"), or locations ("地点(LOC)") in financial text. We utilize the the comprehensive NER dataset [19] called CNER. 3) **Event Detection**. It involves recognizing and comprehending specific incidents beyond industry categorization. This task integrates the 19CCKS, 20CCKS, 21CCKS, and 22CCKS datasets [8] from the China Conference on Knowledge Graph and Semantic Computing (CCKS). Unlike CFGPT [25] that focuses on detecting 254 different event types across four categories, our task additionally involves identifying causal relationships between events ("原因事件类型(Cause event type)" → "结果事件类型(Result event type)").

For **ZH-PRE**, it centers on the **Stock Prediction** (FinSP) task, which entails categorizing stocks into three categories ("表现不佳(under-performing)", "跑赢大盘(outperforming the market)", "中性(neutral)") by combining stock data and financial news. This task utilizes the StockA dataset [69], showcasing stock-specific news and

factors within China's A-shares market. It stands out from similar datasets [55, 68] by delivering thorough data on individual stocks.

For **ZH-GEN**, it encompasses the **Text Summarization** (FinTS) task, aiming to condense complex financial information into concise summaries. The FinNA dataset [27], referred to as NA for this task, consists of financial news articles along with their abstracts.

(B) English Financial Datasets. For English, we integrate datasets from PIXIU [53] tailored for English-centric FinLLMs. It includes five tasks in financial NLP: classification (EN-CLS), prediction (EN-PRE), extraction (EN-EXT), reasoning (EN-REA).

For **EN-CLS**, it consists of three tasks: sentiment analysis (FinSA), headline classification (FinHC) and credit classification (FinCC). 1) **Sentiment Analysis**. It uses the Financial Phrase Bank (FPB) [29] and FiQA-SA [28] datasets. FPB comprises a human-annotated phrase bank for financial and economic texts, while FiQA-SA mainly comes from social data. 2) **Headline Classification**. It utilizes the Headlines [40] dataset, comprising gold-related news headlines from 2000 to 2019 annotated with nine categories like "price up", "price down", "price stable", "future price", and "asset comparisons". 3)

Credit Classification. It aims to assess a customer’s credit status using a set of attributes and assigning a credit label of "good" or "bad". This task employs the German [16] and Australian [36] datasets.

For **EN-PRE**, it treats *Stock Prediction* (FinSP) as a ternary classification task [42], utilizing social media, financial news, and historical stock price data to forecast the close price change rate. The classification criteria are as follows: 1) Close price change rate $> 0.50\%$ is labeled "Rise"; 2) Close price change rate $< -0.50\%$ is labeled "Fall"; 3) Other cases are labeled as "Hold". Three common datasets used are ACL18 [55], CIKM18 [50], and BigData22 [42].

For **EN-EXT**, it centers on the *NER* (FinER) task. We use the CoNLL-2003 [2] dataset, named NER, for annotating financial agreements from U.S. SEC filings into location ("LOC"), organization ("ORG"), person ("PER"), and miscellaneous ("MISC") entities.

For **EN-REA**, it differs from the Chinese *Question Answering* (FinQA) task in that it integrates stock time series and tables to infer answers. Two datasets used are FinQA [11] and ConvFinQA [12]. FinQA consists of expert-annotated Q&A pairs derived from financial reports of S&P 500 companies within the FinTabNet dataset [67]. ConvFinQA extends FinQA to allow for multi-turn conversations.

(C) Chinese Translation Datasets. To enhance the model’s cross-lingual capabilities and explore the performance influence of incorporating translated data, we create new English-to-Chinese Translation (ZH-TRA) Financial NLP datasets, covering 4 specific financial tasks: sentiment analysis (FinSA), headlines classification (FinHC), question answering (FinQA) and Stock Prediction (FinSP).

Specifically, we utilize ChatGPT 3.5-Turbo-1106 to translate the 8 English datasets involved in these specific tasks into Chinese. Notably, we perform complete translations (including training, validation, and testing sets) for the only-text modality datasets within the FinSA and FinHC tasks. Conversely, for FinSP and FinQA, which incorporate additional sequence and tabular modalities, we focus on translating the only testing sets. In FinSA, the English datasets FPB and FiQA-SA are translated into Chinese as CFPB and CFiQA-SA, while in FinHC, the English Headlines dataset is translated into Chinese as CHeadlines. In FinQA, we specifically tailor translation prompts for the EnQA and ConvFinQA English datasets to preserve key information like tables and stock names, creating the Chinese CEnQA and CConvFinQA datasets. In FinSP, we utilize regular expressions to extract text containing task prompts and stock descriptions. With manually crafted translation prompts, we translate the text descriptions while retaining stock details like stock tickers and historical stock prices, resulting in the Chinese datasets named CACL18, CCIKM18, and CBigData22, respectively.

To balance data integrity and machine translation quality, we eliminate the flawed data as follows: 1) Expert review of translation discrepancies in language structures and specialized terms (Participant details as outlined in Section 3.1.2). 2) ChatGPT-turbo’s constraint of 4096 tokens, unable to process excessively long texts with time-series data. An example of the translation method used for the Bigdata22 dataset in FinSP is depicted in Appendix Figure 3.

(D) Out-of-Training Financial Datasets. A factor overlooked by nearly all existing methods is the introduction of out-of-training datasets (not used for model fine-tuning) to explore their robustness and generalization ability. Thus, we introduce the **EN-OFT** financial NLP task including NER (FinER), text summarization (FinTS) and hawkish-dovish classification (FinDC), which are not used during

the training process. 1) **Named Entity Recognition.** It utilizes the FINER-ORD [38] dataset, which provides three labels for entities such as "PER", "LOC", and "ORG". 2) **Text Summarization.** Two datasets ECTSUM [33] and EDTSUM [68], are utilized for this task. ECTSUM involves extracting key sentences from texts, while EDTSUM focuses on generating fitting news headlines through abstractive summarization. 3) **Hawkish-dovish Classification.** Unlike FinSA, it involves classifying sentences from monetary policy texts into a "hawkish" or "dovish" stance using the FOMC [37] dataset.

3.1.2 Instruction Construction. Based on raw data, we further build **bi**lingual Chinese-English **Fin**ancial **I**nstruction **N** Dataset (ICE-FIND), covering 20 specific tasks and 40 datasets with a total of 604k data samples, as detailed in Table 2. Building ICE-FIND requires integrating diverse prompts into raw data. We convene domain experts to write 30-40 unique prompts for each dataset. Examples of prompts and their translations are shown in Appendix Figure 5. However, it is crucial to acknowledge that expert-authored prompts may not consistently yield high-quality results. Thus, we undertake a manual evaluation of the prompts to ensure their effectiveness.

Specifically, the evaluation panel consists of 8 graduate students and 2 undergraduate students, all proficient in both Chinese and English, with backgrounds in finance domain. Each participant is provided with a questionnaire comprising 3-4 prompts (across 10 rounds) for quality assessment, covering three metrics: accuracy, naturalness, and informativeness. The questionnaire options include: "Strongly Disagree(0)", "Disagree(1)", "Agree(2)", "Strongly Agree(3)". Participants test the prompts with a randomly selected LLM on the ChatALL [43] platform to rate each prompt from 0 to 3 across all metrics. ChatALL contains various LLMs, such as Bing Chat [30] and ChatGLM [15]. We retain the prompts with an average score above 2, ensuring adaptability to most cases. Examples of human evaluation are presented in Appendix Table 9-10.

To address prompt variation in LLMs, we adopt two strategies. For English tasks, we pair each data with all prompts except for FinQA and ConvFinQA. For Chinese tasks, given the larger raw data, one prompt is randomly selected for matching each data. Finally, we convert the raw datasets into instruction-tuning samples by restructuring expert prompts, input texts, and responses. Instruction tuning samples adhere to the structured template as follows.

```
{Id:[data_id],
  {Instruction:[prompt]   Input:[text]   {Output:[response]}
}
```

which integrates human-designed instructions with input texts and their corresponding responses. [data_id] represents the ID of each data, [prompt] is the task-specific prompt, [text] refers to the input text, [response] denotes the expected answer.

3.2 ICE-INTERN: Bilingual Financial Large Language Model

Upon evaluating bilingual performance of various backbone LLMs on ICE-FLARE, we explore using InternLM-7B as backbone model with ICE-FIND fine-tuning to develop a bilingual FinLLM named ICE-INTERN-7B. To assess the impact of various data types on fine-tuning ICE-INTERN, we gradually incorporate the DLC, DLE, DTT and DTE datasets during the fine-tuning process, creating

ICE-INTERN variants named ICEdlc-7B (ZH), ICEdle-7B (ZH), ICEdtt-7B (ZH), and ICEfull-7B (ZH & EN), respectively. To optimize memory usage and reduce training times, we introduce an advanced fine-tuning technique called QLoRA [17]. The same fine-tuning hyper-parameters set for all models are described follows. Specifically, the training sequences are uniformly cut to a length of 2048 tokens. Then, we use the AdamW [21] optimizer with an initial learning rate of $5e-5$ on a weight decay $1e-5$ for all parameters. Additionally, the warm-up steps are set to 1% of the total training steps. Finally, we fine-tune the model with 1 epoch in batch size of 24 on 8 NVIDIA HGX A100 SXM4 GPUs. It is worth noting that our ICEdtt-7B and ICEfull-7B models can be used for language-specific ablation studies, while combining the ICEdle-7B and ICEdtt-7B models enables a deeper exploration of how task-specific Chinese translated datasets can enhance the model’s bilingual capabilities.

3.3 ICE-FLARE: Bilingual Financial Evaluation Benchmark

Based on ICE-FIND, we propose the ICE-FLARE bilingual evaluation benchmark. ICE-FLARE can evaluate the bilingual capabilities of LLMs in the financial domain. The comparison of existing benchmarks ([a] CFBenchmark [24], [b] FinCUGE [10], [c] Fineval [62], [d] CGCE [63], [e] CFinBench [35], [f] FLUE [39], [g] FLARE [53], [h] FinanceBench [18], [i] BizBench [22], [j] FinBen [52]) with ICE-FLARE is detailed in Table 3. Unfortunately, they are all designed exclusively for either Chinese or English. From Table 3, it is evident that ICE-FLARE, which introduces bilingual capabilities, significantly surpasses these benchmarks on task diversity and data scalability. Despite FinCUGE having a higher number of financial evaluation tasks, the difference in dataset size compared to ICE-FLARE is nearly 8 times. These public benchmarks have provided valuable references and inspiration for constructing the test set, making ICE-FLARE more comprehensive in terms of task coverage, metric diversity, and sample quantity. However, they still face challenges in evaluating the bilingual capabilities in Chinese-English and lack DOT tasks (e.g., FinDC, FinST, FinER) to test the generalization ability of the FinLLMs. In conclusion, ICE-FLARE provides a bilingual evaluation benchmark that covers a sufficient range of diversity tasks and more comprehensive measurement metrics, which is crucial for improving the performance and linguistic capabilities of FinLLMs. An overview of ICE-FLARE, as shown in Figure 1.

Following previous methods [53, 64], we integrate multiple metrics, such as weighted F1 Score (F1), accuracy (ACC), entity-level F1 score (Entity F1), EM (Exact Match) Accuracy, and the Matthews correlation coefficient (MCC), to evaluate performance.

4 EXPERIMENTS

In addition to the FinLLMs such as CFGPT-sft (CFGPT), DISC-FinLLM (DISCFIN), FinMA, we also select the most representative baseline LLMs for performance evaluation on ICE-FLARE.

- (1) **GPT-4** [1]: An OpenAI-developed powerful LLM with around 1T parameters, capable of handling diverse modalities including images and videos.
- (2) **ChatGPT** [7]: It also known as ChatGPT-3.5-Turbo-1106 with 175B parameters from OpenAI, is a widely-known LLM in the NLP domain.

Table 3: The detail information about bilingual benchmark ICE-FLARE. "Cover" indicates whether (Yes ✓ and No ×) these public monolingual financial evaluation benchmarks ([a] CF-Benchmark, [b] FinCUGE, [c] Fineval, [d] CGCE, [e] CFinBench, [f] FLUE, [g] FLARE, [h] FinanceBench, [i] BizBench, [j] FinBen) can cover the specific task within ICE-FLARE.

Specific Task	Metric	Language	Data	Test	Chinese				English						
					[a]	[b]	[c]	[d]	[e]	[f]	[g]	[h]	[i]	[j]	
Sentiment Analysis	F1 Accuracy	zh	FE	2,020	✓	✓	×	×	×	✓	✓	×	×	✓	
			StockB	1,962											
			CFPB	970											
			CFiQA-SA	233											
			FPB	970											
			FiQA-SA	235											
Semantic Matching	F1 Accuracy	zh	Corpus	10,000	×	×	×	×	×	×	×	×	×	×	
			AFQMC	4,316											
News Classification	F1 Accuracy	zh	NL	884	✓	✓	×	×	×	×	×	×	×	×	
			NL2	884											
Negative Judgment	F1 Accuracy	zh	NSP	500	×	✓	×	×	×	×	×	×	×	×	
Answer Selection	F1 Accuracy	zh	FinevalF	222	×	✓	✓	×	✓	×	×	×	×	✓	
Stock Prediction	F1 Accuracy	zh	StockA	1,477	×	×	×	×	×	×	×	✓	×	×	
			CACL18	511											
			CBigData18	159											
			CCIKM18	86											
			ACL18	3,720											
			BigData18	1,472											
			CKM18	1,143											
Relationship Extraction	F1 Accuracy	zh	RE	1,489	×	✓	×	×	×	×	×	×	×	×	
Headline Classification	Avg F1	zh	CHeadlines	2,051	×	×	×	×	×	✓	✓	×	×	×	
		en	Headlines	20,547											
Credit Classification	F1 Accuracy	en	German	200	×	×	×	×	×	×	✓	×	×	✓	
			Australian	139											
Hawkish-dovish Classification	F1 Accuracy	en	FOMC	496	×	×	×	×	×	×	✓	×	×	✓	
Question Answering	EM Accuracy	zh	QA	2,469	✓	✓	×	✓	×	✓	✓	✓	✓	✓	
			CEnQA	133											
			CConFinQA	237											
			EnQA	1,147											
			CConFinQA	1,490											
Entity Recognition	F1 Entity F1	zh	CNER	337	✓	✓	×	×	×	×	✓	✓	×	×	
			NER	98											
		en	FINER-ORD	1,075											
Event Detection	F1 Recall Precision	zh	19CCKS	2,936	✓	×	×	×	×	×	×	×	×	×	
			20CCKS	9,159											
			21CCKS	1,400											
			22CCKS	11,829											
Text Summarization	Rouge BERTScore BARTScore	zh	NA	3,600	✓	✓	×	×	×	×	×	✓	×	×	
			ECTSUM	495											
		en	EDTSUM	2,000											
New Task Total						0	2	0	0	0	1	0	0	1	1
Open Source Task Total		✓				✓	✓	✓	×	✓	✓	×	×	×	✓
Data Total		14				6	8	1	1	1	4	8	1	2	8
		95k				4k	11k	5k	0.2k	9.9k	4k	43k	10k	5.5k	54k

- (3) **LLaMa** [45]: LLaMa and advanced LLaMa2 are powerful LLMs developed by Meta AI, with parameter sizes ranging from 7 billion to 650 billion.
- (4) **Baichuan** [56]: This LLM developed by Baichuan-inc for Chinese and English NLP tasks, available in Baichuan-7B and Baichuan-7B-Chat variants.
- (5) **ChatGLM** [15]: It is an advanced bilingual LLM developed by Tsinghua University and ZhiPu AI, with variants like ChatGLM2-6B and ChatGLM3-6B.

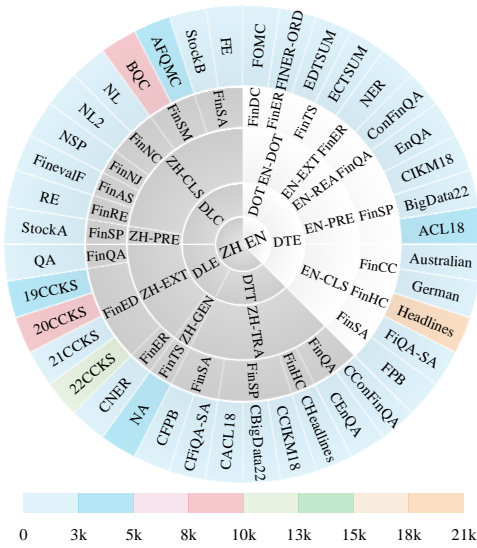


Figure 1: A sunburst chart showing ICE-FLARE distribution across language, data types, NLP and specific tasks, and datasets.

- (6) **BLOOM** [32]: Developed by the BigScience team, it is a versatile LLM with parameter sizes ranging from 560M to 176B, including Bloomz-7B1.
- (7) **InternLM** [44]: InternLM is a language model developed by SenseTime, featuring different parameter configurations such as InternLM-7B.
- (8) **Qwen** [5]: It is a set of advanced LLMs introduced by Alibaba Cloud, including Qwen-7B for conversational capabilities in Chinese.

All results from all LLMs are conducted in the zero-shot setting [26] with automatic evaluation method.

4.1 Results

The results for ICE-FLARE benchmark are shown in Table 4 and Figure 2. More detailed results can be found in Appendix Table 11.

4.1.1 Overall Performance. As shown in Table 4, ICE-INTERN variants outperform all baseline LLMs in Chinese tasks, even surpassing larger LLMs like GPT-4. ICE-INTERN falls slightly behind GPT-4 in average performance across bilingual tasks but surpasses all other LLMs. It excels in CLS and PRE bilingual tasks, outperforming all models. However, its performance in REA and OFT tasks is not particularly remarkable, sometimes even weaker than other LLMs such as FinMA-7B and Bloomz-7B1. This clearly demonstrates the absolute superiority of ICEfull-7B in the Chinese-English financial bilingual domain, emphasizing the importance of instruction fine-tuning over the InternLM backbone model in optimizing the financial performance of various LLMs. ICE-INTERN variants like ICEdle-7B and ICEdtt-7B, which are not fine-tuned with English datasets, thus performing slightly below GPT-4 due to its larger parameters and emphasis on English. This suggests that there is further optimization potential in future model iterations by exploring the introduction of more effective English data. Referring to Table 11, ICE-INTERN variants achieve the best performance in 68.25% (excluding ChatGPT and GPT-4) and 58.73% of the 63 specific-task

metrics. In terms of overall best results, the fully fine-tuned ICEfull-7B outperforms all baseline models, notably outperforming both ChatGPT and even surpassing larger models like GPT-4.

4.1.2 Language Disparity. Table 4 highlights significant language discrepancies in how current LLMs, such as well-known ChatGPT, tackle Chinese-English bilingual financial NLP tasks. The findings suggest that these LLMs, including the Chinese-focused Qwen-7B, excel predominantly in English but exhibit slight weaknesses in Chinese. Our proposed ICE-INTERN and its variations distinctly prioritize Chinese proficiency over English, both in individual tasks and across overall average metrics. This indicates that addressing language disparities in LLMs requires dedicated efforts to construct and optimize high-quality instructions with multilingual characteristics. Further referencing Figure 2, A-C indicates that ICEfull-7B excels in specific tasks involving DLC, DLE, and DTT data types, showcasing strong Chinese language capabilities. However, in D-E, it slightly lags behind GPT-4 in the FinER, FinQA, FinTS, FinCC tasks, with the performance gap being particularly pronounced in F. In G, ICEfull-7B excels in 10 Chinese-English bilingual NLP tasks, except for English extraction (EN-EXT), reasoning (EN-REA) and data-out-of-training (EN-DOF) tasks. H further confirms ICEfull-7B’s overall superiority in handling tasks in both English and Chinese, with particular excellence in Chinese.

4.1.3 Generalization Ability. Despite the strengths exhibited by ICE-INTERN and its variants on known specific tasks, they lag behind GPT-4 in unknown tasks like FinDC, FINER, and FinST within the unfine-tuned DOF data type. This performance gap indicates the need for a wider variety of domain-specific financial tasks for effective model fine-tuning. Specifically, we employ complex prompt designs involving directly generating label sequences in the FinST task. However, our fine-tuned ICE-INTERN models consistently encounter difficulties in producing outputs in the desired formats. Even LLMs such as larger-parameter ChatGPT and GPT-4, which demonstrate some capability for token labeling in FinER, encounter challenges in generating labels and summaries for both the ECTSUM and EDTSUM datasets in FinST, especially when dealing with longer financial contextual information. Our findings are in line with the conclusions put forth in existing studies [53], suggesting that for unfamiliar financial tasks within current FinLLMs, it will be imperative to provide more extensive domain-specific tasks and instruction data in the future to further enhance model performance.

4.1.4 Ablation study. This ablation study primarily analyzes the performance impact of variant models on different datasets (DLC, DLE, DTT, DTE, and DOT). As shown in Table 11, DLC has minimal impact on the performance of ICEdlc-7B, while fine-tuning with DLE significantly improves the performance of ICEdle-7B. Conversely, fine-tuning ICEdle-7B with DTT does not enhance the performance of ICEdtt-7B and may even lead to a decrease. Finally, full fine-tuning of ICEFull-7B with DTE shows a significant performance improvement. This indicates that InternLM, as the backbone model, is already capable of handling most simple financial classification tasks present in DLC data types, making fine-tuning on such data less consequential. Clearly, it is essential to incorporate a variety of DLE data types in the instruction data to enhance model performance for comprehension and inference in more intricate tasks.

Table 4: The zero-shot performance of different 6B-7B LLMs, baseline FinLLMs and variants of ICE-INTERN on the ICE-FLARE benchmark. All results are based on the average values of the NLP tasks including classification (CLS), extraction (EXT), reasoning (REA), prediction (PRE), generation (GEN), translation (TRA), and data-out-of-training (DOT) task serving as the final evaluation criteria of ICE-FLARE benchmark. Results with "—" indicate the best results among models excluding ChatGPT.

Model	ZH-CLS	ZH-PRE	ZH-EXT	ZH-GEN	ZH-TRA	ZH.Avg	EN-CLS	EN-PRE	EN-EXT	EN-REA	EN-OFT	EN.Avg	Bilingual.Avg	CLS.Avg	PRE.Avg	EXT.Avg
Bloomz-7B1	0.170	0.131	0.038	-1.650	0.240	-0.214	0.406	0.238	0.000	0.005	-1.238	-0.118	-0.166	0.288	0.185	0.019
Baichuan-7B	0.202	0.000	0.005	-2.097	0.241	-0.330	0.264	0.248	0.000	0.000	-1.246	-0.147	-0.238	0.233	0.124	0.003
Baichuan2-7B	0.005	0.000	0.001	-2.262	0.179	-0.415	0.173	0.226	0.000	0.000	-1.307	-0.182	-0.299	0.089	0.113	0.001
LLaMa2-7B	0.205	0.000	0.001	-1.262	0.294	-0.152	0.271	0.243	0.012	0.000	-1.214	-0.138	-0.145	0.238	0.122	0.007
ChatGLM2-6B	0.036	0.000	0.005	-2.265	0.179	-0.409	0.205	0.225	0.000	0.000	-1.298	-0.174	-0.291	0.121	0.113	0.003
ChatGLM3-6B	0.391	0.220	0.013	-1.031	0.311	-0.019	0.434	0.262	0.248	0.000	-0.833	0.022	0.002	0.413	0.241	0.131
Qwen-7B	0.327	0.154	0.001	-1.185	0.295	-0.082	0.454	0.226	0.012	0.000	-1.173	-0.096	-0.089	0.391	0.190	0.007
ChatGPT	0.432	0.422	0.039	-1.693	0.311	-0.098	0.430	0.262	0.770	0.590	-0.719	0.267	0.084	0.431	0.342	0.405
GPT-4	0.549	0.383	0.098	-1.577	0.266	-0.056	0.618	0.283	0.830	0.695	-0.640	0.357	0.151	0.584	0.333	0.464
InternLM-7B	0.277	0.003	0.001	-1.119	0.272	-0.113	0.301	0.236	0.000	0.000	-1.251	-0.143	-0.128	0.289	0.120	0.001
CFGPT-7B	0.211	0.050	0.011	-2.017	0.272	-0.295	0.242	0.224	0.000	0.000	-1.265	-0.160	-0.227	0.227	0.137	0.006
DISCFin-13B	0.290	0.315	0.022	-1.858	0.290	-0.188	0.446	0.236	0.039	0.002	-1.158	-0.087	-0.138	0.368	0.276	0.031
FinMA-7B	0.229	0.000	0.016	-2.009	0.250	-0.303	0.371	0.233	0.392	0.000	-1.187	-0.038	-0.171	0.300	0.117	0.204
ICEdic-7B	0.598	0.340	0.020	-1.762	0.337	-0.093	0.331	0.282	0.000	0.000	-1.227	-0.123	-0.108	0.465	0.311	0.010
ICEdle-7B	0.607	0.637	0.569	-1.024	0.327	0.223	0.334	0.275	0.006	0.000	-1.203	-0.118	0.053	0.471	0.456	0.288
ICEdt-7B	0.607	0.630	0.566	-1.024	0.448	0.245	0.357	0.268	0.000	0.000	-1.182	-0.111	0.067	0.482	0.449	0.283
ICEfull-7B	0.631	0.617	<u>0.567</u>	-0.972	<u>0.409</u>	0.250	0.494	0.250	0.362	0.000	-1.193	-0.017	0.117	0.563	0.434	0.465

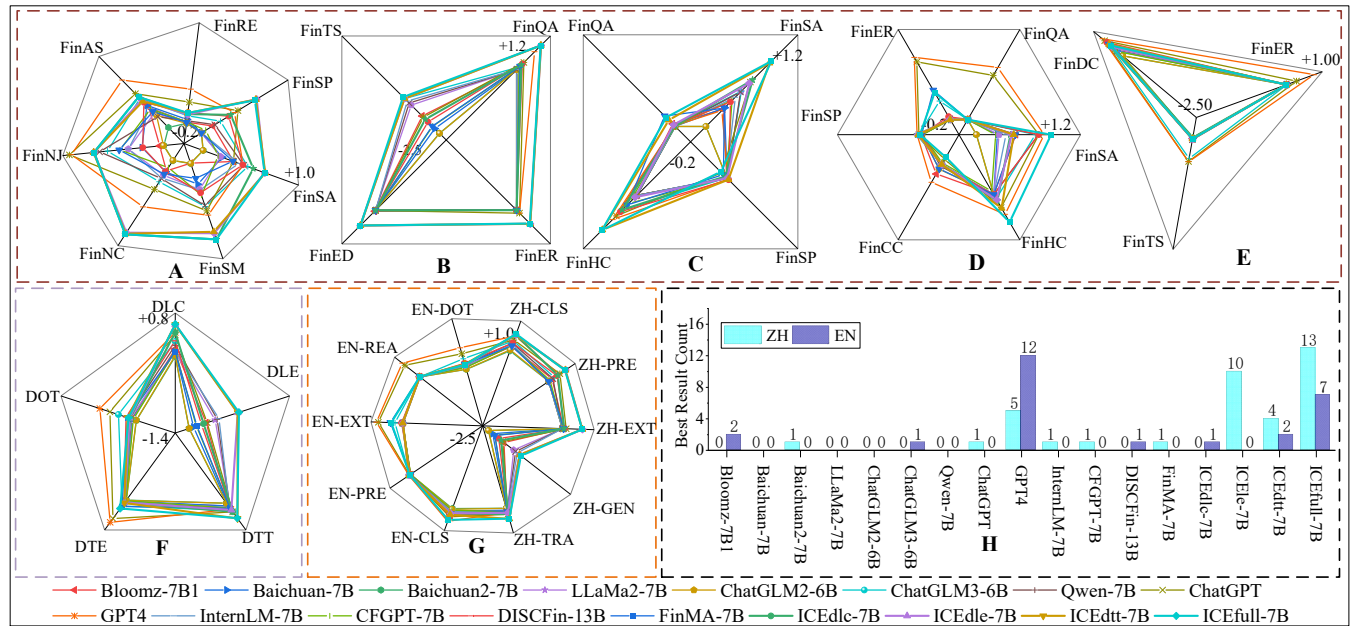


Figure 2: Seven radar charts respectively demonstrate the average metrics on the specific tasks contained within different data types (DLC (A), DLE (B), DTT (C), DTE (D), DOT (E)), the average metrics across 5 data types (F), and the average metrics on 10 bilingual NLP tasks (G), along with a histogram showing the count of best results on Chinese (ZH) and English (EN) data (H).

Furthermore, we find that in the cross-lingual financial classification tasks in FinHC and FinSA, the ICEdt-7B model shows performance improvements of approximately 1% to 10% compared to ICEdle-7B when incorporating Chinese translation datasets. However, for the complex FinSP task, the performance exhibits a mix of improvements and declines. This is because tasks like FinHC and FinSA involve relatively simple financial description syntax and structure, allowing ICEdt-7B to integrate translated data to learn sufficient information for answer reasoning. However, for tasks like FinSP, which entail longer and more complex financial text including historical stock prices and tweets, data augmentation methods did not

yield the anticipated model performance enhancements. This emphasizes the need to consider text length and task complexity when deciding on incorporating translation data during LLM fine-tuning.

4.2 Practical Examples

To demonstrate the practical utility of ICE-PIXIU, we provide examples of model responses of ICE-PIXIU and other baseline including GPT-4 and Baichuan-7B, as outlined in Appendix Table 12. It can be concluded that ICE-INTERN provides more accurate responses in FinED, FinNC, and FinRE tasks, and offers more comprehensive responses in FinER and FinQA tasks. Particularly in FinER, ICE-INTERN is capable of providing all entity names and their

corresponding types. Overall, ICE-INTERN demonstrates superior in accuracy and comprehensiveness in financial question answering.

5 LIMITATIONS

While this study has positive aspects, we acknowledge limitations:

- 1) **Parameter Constraints:** The limited resources hinder training models with over 7B parameters, impacting performance on large datasets.
- 2) **Backbone LLM Adaptability:** The fine-tuned model performance varies based on the backbone model adaptability to specific tasks, requiring task-specific selection.
- 3) **Prompt Quality Variability:** Even with expert annotation, the quality of instruction prompts may perform vary across models, affecting model assessment.
- 4) **Risk of Misuse:** Open-source models facilitate research, but commercial misuse raises concerns about financial risks. Effective regulation is therefore necessary to mitigate these risks.

6 CONCLUSION

We introduce a Chinese-English bilingual financial framework ICE-PIXIU featuring ICE-INTERN LLM, ICE-FIND instruction data, and ICE-FLARE evaluation benchmark to address global financial cross-lingual disparities. ICE-INTERN's bilingual capability empowers global finance by breaking language barriers, while ICE-FLARE enables comprehensive cross-lingual assessments for various financial tasks. Notably, ICE-INTERN demonstrates superior performance over existing SOTA LLMs, including GPT-4, in Chinese financial tasks by effectively leveraging strategic instruction tuning and a diverse dataset for cross-linguistic transfer. ICE-PIXIU underscores the significance of diverse instruction data types and cross-lingual data translation transfer in enhancing performance. By rigorously evaluating DOT datasets, ICE-PIXIU supports robustness exploration of FinLLMs and ensures consistent performance assessments. ICE-PIXIU's open-access framework drives exploration in financial NLP for complex tasks and multilingual applications.

REFERENCES

- [1] Josh Achiam, Steven Adler, Sandhini Agarwal, Lama Ahmad, Ilge Akkaya, Florencia Leoni Aleman, Diogo Almeida, Janko Altenschmidt, Sam Altman, et al. 2023. Gpt-4 technical report. *arXiv preprint arXiv:2303.08774* (2023).
- [2] Julio Cesar Salinas Alvarado, Karin Verspoor, and Timothy Baldwin. 2015. Domain adaptation of named entity recognition to support credit risk assessment. In *Proceedings of the Australasian Language Technology Association Workshop 2015*. 84–90.
- [3] AntNathangq. 2023. financial evaluation dataset. https://github.com/alipay/financial_evaluation_dataset.
- [4] Dogu Araci. 2019. Finbert: Financial sentiment analysis with pre-trained language models. *arXiv preprint arXiv:1908.10063* (2019).
- [5] Jinze Bai, Shuai Bai, Yunfei Chu, Zeyu Cui, Kai Dang, Xiaodong Deng, Yang Fan, Wenbin Ge, Yu Han, Fei Huang, et al. 2023. Qwen technical report. *arXiv preprint arXiv:2309.16609* (2023).
- [6] Gagan Bhatia, El Moatez Billah Nagoudi, Hasan Cavusoglu, and Muhammad Abdul-Mageed. 2024. Fintral: A family of gpt-4 level multimodal financial large language models. *arXiv preprint arXiv:2402.10986* (2024).
- [7] Tom Brown, Benjamin Mann, Nick Ryder, Melanie Subbiah, Jared D Kaplan, Prafulla Dhariwal, Arvind Neelakantan, Pranav Shyam, Girish Sastry, Amanda Askell, et al. 2020. Language models are few-shot learners. *Advances in neural information processing systems* 33 (2020), 1877–1901.
- [8] CCKS. 2019–2022. CCKS. https://www.biendata.xyz/competition/ccks_2019_4_ccks_2020_4_1_ccks_2021_task6_2_ccks2022_eventext.
- [9] Jing Chen, Qingcai Chen, Xin Liu, et al. 2018. The bq corpus: A large-scale domain-specific chinese corpus for sentence semantic equivalence identification. In *Proceedings of the 2018 Conference on Empirical Methods in Natural Language Processing*. 4946–4951.
- [10] Wei Chen, Qiushi Wang, Zefei Long, Xianyin Zhang, Lu, et al. 2023. DISC-FinLLM: A Chinese Financial Large Language Model based on Multiple Experts Fine-tuning. *arXiv preprint arXiv:2310.15205* (2023).
- [11] Zhiyu Chen, Wenhui Chen, Charese Smiley, Sameena Shah, Iana Borova, Dylan Langdon, Reema Moussa, Matt Beane, Ting-Hao Huang, Bryan Routledge, et al. 2021. Finqa: A dataset of numerical reasoning over financial data. *arXiv preprint arXiv:2109.00122* (2021).
- [12] Zhiyu Chen, Shiyang Li, Charese Smiley, Zhiqiang Ma, Sameena Shah, et al. 2022. Convfinqa: Exploring the chain of numerical reasoning in conversational finance question answering. *arXiv preprint arXiv:2210.03849* (2022).
- [13] Kevin Clark, Minh-Thang Luong, Quoc V Le, and Christopher D Manning. 2020. Electra: Pre-training text encoders as discriminators rather than generators. *arXiv preprint arXiv:2003.10555* (2020).
- [14] Jacob Devlin, Ming-Wei Chang, Kenton Lee, and Kristina Toutanova. 2018. Bert: Pre-training of deep bidirectional transformers for language understanding. *arXiv preprint arXiv:1810.04805* (2018).
- [15] Zhengxiao Du, Yujie Qian, Xiao Liu, Ming Ding, Jiezhong Qiu, Zhilin Yang, and Jie Tang. 2021. Gln: General language model pretraining with autoregressive blank infilling. *arXiv preprint arXiv:2103.10360* (2021).
- [16] Hans Hofmann. 1994. Statlog (German Credit Data). UCI Machine Learning Repository. DOI: <https://doi.org/10.24432/C5NC77>.
- [17] Edward J Hu, Yelong Shen, Phillip Wallis, Zeyuan Allen-Zhu, Yuanzhi Li, Shean Wang, Lu Wang, and Weizhu Chen. 2021. Lora: Low-rank adaptation of large language models. *arXiv preprint arXiv:2106.09685* (2021).
- [18] Pranab Islam, Anand Kannappan, Douwe Kiela, Rebecca Qian, Nino Scherrer, and Bertie Vidgen. 2023. Financebench: A new benchmark for financial question answering. *arXiv preprint arXiv:2311.11944* (2023).
- [19] Chen Jia, Yuefeng Shi, Qinrong Yang, and Yue Zhang. 2020. Entity enhanced BERT pre-training for Chinese NER. In *Proceedings of the 2020 Conference on Empirical Methods in Natural Language Processing (EMNLP)*. 6384–6396.
- [20] Albert Q Jiang, Alexandre Sablayrolles, Arthur Mensch, Chris Bamford, Devendra Singh Chaplot, Diego de las Casas, Florian Bressand, Gianna Lengyel, Guillaume Lample, Lucile Saulnier, et al. 2023. Mistral 7B. *arXiv preprint arXiv:2310.06825* (2023).
- [21] Diederik P Kingma and Jimmy Ba. 2014. Adam: A method for stochastic optimization. *arXiv preprint arXiv:1412.6980* (2014).
- [22] Rik Koncel-Kedziorski, Michael Krumdieck, Viet Lai, Varshini Reddy, Charles Lovering, and Chris Tanner. 2023. Bizbench: A quantitative reasoning benchmark for business and finance. *arXiv preprint arXiv:2311.06602* (2023).
- [23] Teven Le Scao, Angela Fan, Christopher Akiki, Ellie Pavlick, Suzana Ilić, Daniel Hesslow, Roman Castagné, Alexandra Sasha Luccioni, François Yvon, Matthias Gallé, et al. 2023. Bloom: A 176b-parameter open-access multilingual language model. (2023).
- [24] Yang Lei, Jiangtong Li, Ming Jiang, Junjie Hu, Dawei Cheng, Zhijun Ding, and Changjun Jiang. 2023. CFBenchmark: Chinese Financial Assistant Benchmark for Large Language Model. *arXiv preprint arXiv:2311.05812* (2023).
- [25] Jiangtong Li, Yuxuan Bian, Guoxuan Wang, Yang Lei, Dawei Cheng, Zhijun Ding, and Changjun Jiang. 2023. CFGPT: Chinese Financial Assistant with Large Language Model. *arXiv preprint arXiv:2309.10654* (2023).
- [26] Xianzhi Li, Xiaodan Zhu, Zhiqiang Ma, Xiaomo Liu, et al. 2023. Are ChatGPT and GPT-4 General-Purpose Solvers for Financial Text Analytics? An Examination on Several Typical Tasks. *arXiv preprint arXiv:2305.05862* (2023).
- [27] Dakuan Lu, Hengkui Wu, Jiaqing Liang, Yipei Xu, Qianyu He, Yipeng Geng, Mengkun Han, Yingsi Xin, and Yanghua Xiao. 2023. Bbt-fin: Comprehensive construction of chinese financial domain pre-trained language model, corpus and benchmark. *arXiv preprint arXiv:2302.09432* (2023).
- [28] Macedo Maia, Siegfried Handschuh, André Freitas, Brian Davis, Ross McDermott, Manel Zarrouk, and Alexandra Balahur. 2018. Www'18 open challenge: financial opinion mining and question answering. In *Companion proceedings of the the web conference 2018*. 1941–1942.
- [29] Pekka Malo, Ankur Sinha, Pekka Korhonen, Jyrki Wallenius, and Pyry Takala. 2014. Good debt or bad debt: Detecting semantic orientations in economic texts. *Journal of the Association for Information Science and Technology* 65, 4 (2014), 782–796.
- [30] Microsoft. 2022. Bing Chat. <https://www.bing.com/chat>.
- [31] Ehab KA Mohamed and Sherif H Lashine. 2003. Accounting knowledge and skills and the challenges of a global business environment. *Managerial finance* 29, 7 (2003), 3–16.
- [32] Niklas Muennighoff, Thomas Wang, Lintang Sutawika, Adam Roberts, Stella Biderman, Teven Le Scao, M Saiful Bari, Sheng Shen, Zheng-Xin Yong, Hailey Schoelkopf, et al. 2022. Crosslingual generalization through multitask finetuning. *arXiv preprint arXiv:2211.01786* (2022).
- [33] Rajdeep Mukherjee, Abhinav Bohra, Akash Banerjee, Soumya Sharma, Manjunath Hegde, Afreen Shaikh, Shivani Shrivastava, Koustuv Dasgupta, Niloy Ganguly, Saptarshi Ghosh, et al. 2022. Ectsum: A new benchmark dataset for bullet point summarization of long earnings call transcripts. *arXiv preprint arXiv:2210.12467* (2022).

- [34] Yuqi Nie, Yaxuan Kong, Xiaowen Dong, John M Mulvey, H Vincent Poor, Qingsong Wen, and Stefan Zohren. 2024. A Survey of Large Language Models for Financial Applications: Progress, Prospects and Challenges. *arXiv preprint arXiv:2406.11903* (2024).
- [35] Ying Nie, Binwei Yan, Tianyu Guo, Hao Liu, Haoyu Wang, Wei He, Binfan Zheng, Weihao Wang, Qiang Li, Weijian Sun, et al. 2024. CFinBench: A Comprehensive Chinese Financial Benchmark for Large Language Models. *arXiv preprint arXiv:2407.02301* (2024).
- [36] Ross Quinlan. [n. d.]. Statlog (Australian Credit Approval). UCI Machine Learning Repository. DOI: <https://doi.org/10.24432/C59012>.
- [37] Agam Shah, Suvan Paturi, and Sudheer Chava. 2023. Trillion dollar words: A new financial dataset, task & market analysis. *arXiv preprint arXiv:2305.07972* (2023).
- [38] Agam Shah, Ruchit Vithani, Abhinav Gullapalli, and Sudheer Chava. 2023. Finer: Financial named entity recognition dataset and weak-supervision model. *arXiv preprint arXiv:2302.11157* (2023).
- [39] Raj Sanjay Shah, Kunal Chawla, Dheeraj Eidnani, Agam Shah, Wendi Du, Sudheer Chava, Natraj Raman, Charese Smiley, Jiaao Chen, and Diyi Yang. 2022. When flue meets flang: Benchmarks and large pre-trained language model for financial domain. *arXiv preprint arXiv:2211.00083* (2022).
- [40] Ankur Sinha and Tammy Khandait. 2021. Impact of news on the commodity market: Dataset and results. In *Advances in Information and Communication: Proceedings of the 2021 Future of Information and Communication Conference (FICC)*. Springer, 589–601.
- [41] Sahar Sohagiri, Dingding Wang, Anna Pomeranets, and Taghi M Khoshgoftaar. 2018. Big Data: Deep Learning for financial sentiment analysis. *Journal of Big Data* 5, 1 (2018), 1–25.
- [42] Yejun Soun, Jaemin Yoo, Minyong Cho, Jihyeong Jeon, and U Kang. 2022. Accurate Stock Movement Prediction with Self-supervised Learning from Sparse Noisy Tweets. In *2022 IEEE International Conference on Big Data (Big Data)*. IEEE, 1691–1700.
- [43] Zhigang Sun. 2023. Chat with ALL AI Bots Concurrently. <https://github.com/sunner/ChatALL>.
- [44] InternLM Team. 2023. InternLM: A multilingual language model with progressively enhanced capabilities.
- [45] Hugo Touvron, Thibaut Lavril, Gautier Izacard, Xavier Martinet, Marie-Anne Lachaux, et al. 2023. Llama: Open and efficient foundation language models. *arXiv preprint arXiv:2302.13971* (2023).
- [46] Song Wang. 2023. Chat with ALL AI Bots Concurrently. <https://huggingface.co/kuroneko5943/stock11>.
- [47] Yunhe Wang, Hanting Chen, Yehui Tang, Tianyu Guo, Kai Han, et al. 2023. PanGu- π : Enhancing Language Model Architectures via Nonlinearity Compensation. *arXiv preprint arXiv:2312.17276* (2023).
- [48] Yizhong Wang, Yeganeh Kordi, Swaroop Mishra, Alisa Liu, Noah A Smith, Daniel Khashabi, and Hannaneh Hajishirzi. 2022. Self-Instruct: Aligning Language Model with Self Generated Instructions. *arXiv preprint arXiv:2212.10560* (2022).
- [49] Ziao Wang, Yuhang Li, Junda Wu, Jaehyeon Soon, and Xiaofeng Zhang. 2023. FinVis-GPT: A multimodal large language model for financial chart analysis. *arXiv preprint arXiv:2308.01430* (2023).
- [50] Huizhe Wu, Wei Zhang, Weiwei Shen, and Jun Wang. 2018. Hybrid deep sequential modeling for social text-driven stock prediction. In *Proceedings of the 27th ACM International Conference on Information and Knowledge Management (CIKM)*. 1627–1630.
- [51] Shijie Wu, Ozan Irsoy, Steven Lu, Vadim Dabravolski, Mark Dredze, Sebastian Gehrmann, Prabhjankar Kambadur, David Rosenberg, and Gideon Mann. 2023. Bloomberggpt: A large language model for finance. *arXiv preprint arXiv:2303.17564* (2023).
- [52] Qianqian Xie, Weiguang Han, Zhengyu Chen, Ruoyu Xiang, Xiao Zhang, Yueru He, Mengxi Xiao, Dong Li, Yongfu Dai, Duanyu Feng, et al. 2024. The finben: An holistic financial benchmark for large language models. *arXiv preprint arXiv:2402.12659* (2024).
- [53] Qianqian Xie, Weiguang Han, Xiao Zhang, Yanzhao Lai, Min Peng, Alejandro Lopez-Lira, and Jimin Huang. 2023. PIXIU: A Comprehensive Benchmark, Instruction Dataset and Large Language Model for Finance. In *37th International Conference on Neural Information Processing Systems*.
- [54] Liang Xu, Hai Hu, Xuanwei Zhang, Lu Li, Chenjie Cao, Yudong Li, Yechen Xu, Kai Sun, Dian Yu, Cong Yu, et al. 2020. CLUE: A Chinese language understanding evaluation benchmark. *arXiv preprint arXiv:2004.05986* (2020).
- [55] Yumo Xu and Shay B Cohen. 2018. Stock movement prediction from tweets and historical prices. In *Proceedings of the 56th Annual Meeting of the Association for Computational Linguistics*. 1970–1979.
- [56] Aiyuan Yang, Bin Xiao, Bingning Wang, Borong Zhang, Ce Bian, Chao Yin, Chenxu Lv, Da Pan, Dian Wang, Dong Yan, et al. 2023. Baichuan 2: Open large-scale language models. *arXiv preprint arXiv:2309.10305* (2023).
- [57] Hongyang Yang, Xiao-Yang Liu, and Christina Dan Wang. 2023. FinGPT: Open-Source Financial Large Language Models. *arXiv preprint arXiv:2306.06031* (2023).
- [58] Yi Yang, Yixuan Tang, and Kar Yan Tam. 2023. Investlm: A large language model for investment using financial domain instruction tuning. *arXiv preprint arXiv:2309.13064* (2023).
- [59] Yi Yang, Mark Christopher Siy Uy, and Allen Huang. 2020. Finbert: A pretrained language model for financial communications. *arXiv preprint arXiv:2006.08097* (2020).
- [60] Yangmu Yu. 2023. Cornucopia-LLaMA-Fin-Chinese. <https://github.com/jerry1993-tech/Cornucopia-LLaMA-Fin-Chinese>.
- [61] Boyu Zhang, Hongyang Yang, and Xiao-Yang Liu. 2023. Instruct-FinGPT: Financial Sentiment Analysis by Instruction Tuning of General-Purpose Large Language Models. *arXiv preprint arXiv:2306.12659* (2023).
- [62] Liwen Zhang, Weige Cai, Zhaowei Liu, Zhi Yang, Wei Dai, Yujie Liao, Qianru Qin, Yifei Li, Xingyu Liu, Zhiqiang Liu, et al. 2023. Fineval: A chinese financial domain knowledge evaluation benchmark for large language models. *arXiv preprint arXiv:2308.09975* (2023).
- [63] Xuanyu Zhang, Bingbing Li, and Qing Yang. 2023. CGCE: A Chinese Generative Chat Evaluation Benchmark for General and Financial Domains. *arXiv preprint arXiv:2305.14471* (2023).
- [64] Xiao Zhang, Ruoyu Xiang, Chenhan Yuan, Duanyu Feng, Weiguang Han, Alejandro Lopez-Lira, Xiao-Yang Liu, Sophia Ananiadou, Min Peng, Jimin Huang, et al. 2024. D\`olares or Dollars? Unraveling the Bilingual Prowess of Financial LLMs Between Spanish and English. *arXiv preprint arXiv:2402.07405* (2024).
- [65] Xuanyu Zhang, Qing Yang, and Dongliang Xu. 2023. Xuanyuan 2.0: A large chinese financial chat model with hundreds of billions parameters. In *Proceedings of the 32nd ACM International Conference on Information and Knowledge Management*. 4435–4439.
- [66] Zhuosheng Zhang, Hanqing Zhang, Keming Chen, Yuhang Guo, Jingyun Hua, Yulong Wang, and Ming Zhou. 2021. Mengzi: Towards lightweight yet ingenious pre-trained models for chinese. *arXiv preprint arXiv:2110.06696* (2021).
- [67] Xinyi Zheng, Douglas Burdick, Lucian Popa, Xu Zhong, and Nancy Xin Ru Wang. 2021. Global table extractor (gte): A framework for joint table identification and cell structure recognition using visual context. In *Proceedings of the IEEE/CVF Winter Conference on Applications of Computer Vision*. 697–706.
- [68] Zhihan Zhou, Liqian Ma, and Han Liu. 2021. Trade the event: Corporate events detection for news-based event-driven trading. *arXiv preprint arXiv:2105.12825* (2021).
- [69] Jinan Zou, Haiyao Cao, Lingqiao Liu, Yuhao Lin, Ehsan Abbasnejad, and Javen Qinfeng Shi. 2022. Astock: A new dataset and automated stock trading based on stock-specific news analyzing model. *arXiv preprint arXiv:2206.06606* (2022).

APPENDIX

A. A Example of Translating BigData22 to English

Figure 3 presents the examples of our strategy of translating the Big-Data22 dataset into Chinese using human-written specific prompts

B. Examples of Instruction Prompts in Chinese Task

Table 5 displays examples of Chinese human-written prompts and their corresponding English translations for each specific task.

C. Examples of Introduction for Each Financial Task

Table 6 to Table 8 showcase examples of contextual text descriptions and target answers in various financial application scenarios.

D. Human Evaluation for Expert-written Prompts

Table 9 and Table 10 illustrate examples of human evaluations for expert-written prompts across various financial-specific tasks.

E. The Detailed Evaluation Results of ICE-FLARE

Table 11 presents the detailed evaluation results of 6B-7B general LLMs, baseline FinLLMs, and our proposed ICE-INTERN variants.

F. Examples of Query Response in Various LLMs

Table 12 presents the examples of query and response among various LLMs on FinQA, FinTS, FinRE, FinED, FinER and FinNC task.

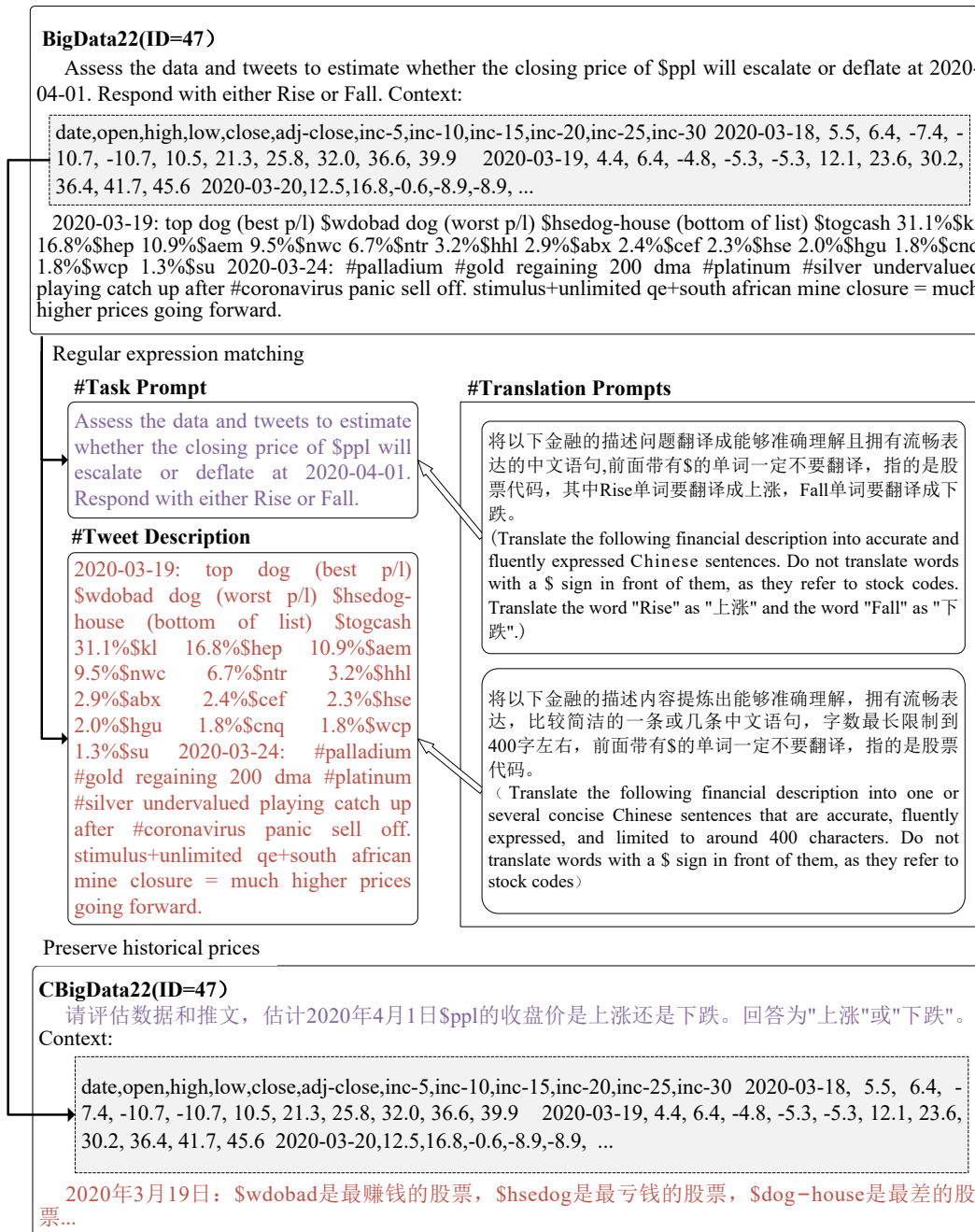


Figure 3: Giving the example of translating BigData22 English dataset into CBigData22 Chinese dataset with human-written specific translation prompts. Specifically, we will translate the task prompts and twitter descriptions from BigData22 separately, while preserving the original stock information, which includes stock tickers with \$ signs and historical stock prices, unchanged.

Table 5: Examples of the Chinese prompt and corresponding English translation for various specific task in Chinese financial datasets.

Specific Task	Chinese Prompt	English Translation
Sentiment Analysis (FinSA)	确定所提供的金融新闻文章中的句子的情绪，识别其中的情绪是积极，消极，还是中性的，你的回答应该是其中一个。	Determine the mood of the sentences in the financial news articles provided and identify whether the mood is 'Positive', 'Negative' or 'Neutral'. Your answer should be one of them.
Sentiment Matching (FinSM)	判断给出的两个金融文本表达的意思是否相似，你只需要回答是或否。	To judge whether the two financial texts are similar in meaning, you only need to answer 'Yes' or 'No'.
News Classification (FinNC)	根据金融报道的内容，判断其属于'中国'、'国际'还是'外国'，只需给出其中一个类别。现在分析下面的报道，回答它所属的类别：	According to the content of the financial report, determine whether it belongs to 'China', 'International', or 'Foreign', only one category needs to be given. Now analyze the following report and answer the category it belongs to:
Negative Judgment (FinNJ)	根据所给的金融新闻及实体，你需要判断所给实体是否含有负面的消息，你只需简单回答'有'或者'无'。	Based on the given financial news and entities, you need to determine whether the given entities contain negative messages. You only need to answer 'Yes' or 'No'.
Answer Selection (FinAS)	根据所提出的金融问题，从以下四个选项中选择最合适的一个。你的输出应该是：'A'、'B'、'C'或'D'。	Based on the financial issue presented, choose the most appropriate one from the following four options. Your output should be: 'A', 'B', 'C', or 'D'.
Stock Prediction (FinSP)	请仔细分析数据和推文，预测2017-10-13时\$trv的收盘价格是上涨还是下跌。请确认是上涨还是下跌，只回答为'上涨'或者'下跌'。	Please carefully analyze the data and tweets, and predict whether the closing price of \$TRV on 2017-10-13 will go up or down. Please confirm whether it is going up or down. You can answer 'Rise' or 'Fall'.
Headline Classification (FinHC)	请考虑标题是否讨论了与黄金相关的过去事件。新闻标题是否暗示黄金的过去新闻？您的回答应该为'是'或'否'。	Please consider whether the headline discusses past events related to gold. Does the news headline imply past news about gold? Your answer should be 'Yes' or 'No'.
Question Answering (FinQA)	你需要分析金融文本，根据内容回答相关问题。如果没有对应的答案，可以回答'无相应参数'。	You need to analyze the financial text and answer relevant questions according to the content. If there is no corresponding answer, you can answer 'No corresponding parameter'.
Event Detection (FinED)	阅读以下金融领域的公告，判断所有的事件类型及其对应主体，省略数字。请以'事件类型,事件主体'的格式回复。其中事件类型应该在这里面：['信批违规',..., '涉嫌欺诈']	The task is to read a financial announcement, determine all event types and their corresponding entities, and reply in the format 'event type, event subject'. The event types should be among those listed in the brackets ['credit approval violation', ..., 'suspected fraud'].
Entity Recognition (FinER)	在分析中国证券监督管理委员会备案文件中的句子时，识别指明个人('PER')、组织('ORG')或地点('LOC')的特定命名实体。答案应遵循格式'实体名称,实体类型'。	When analyzing sentences in the China Securities Regulatory Commission filing documents, identify specific named entities that indicate individuals ('PER'), organizations ('ORG'), or locations ('LOC'). The answer should follow the format 'entity name, entity type'.
Relationship Extraction (FinRE)	请仔细分析所给金融报道和实体对，然后在['合并', '竞争', ...]中选择能准确描述该实体对关系的选项。请直接给出答案，如有疑虑可回答unknown。	Please carefully analyze the given financial report and entity pair, then choose the option from ['merge', 'compete', ...] that accurately describes the relationship of the entity pair. Please provide the answer directly; if in doubt, you may respond with 'unknown'.
Text Summarization (FinTS)	通过阅读金融公告，你的任务是对所给的文本进行简短的总结，重点突出主要论点，长度保持在一到两句之间。	Your task is to provide a brief summary of the given text by reading financial announcements, emphasizing the main arguments, and keeping the length between one to two sentences.

Table 6: Examples with contexts and target answers in Sentiment Analysis(FinSA), Sentiment Matching(FinSM), News Classification(FinNC), Negative Judgment(FinNJ), Headline Classification(FinHC), Answer Selection(FinAS) and Question Answering(FinQA).

FE	Context: 国检集团和华测检测哪个比较漂亮? 业务都差不多, 都是检测, 并且国检持有碳交易股份, 两个都买了。 Answer: 金融的报道偏向 积极 评价。
StockB	Context: 中烟集团金融网站,融通租赁注册100亿! 揭牌仪式有望。 Answer: 金融的报道偏向 中性 评价。
CFPB	Context: 维萨拉在2007年第三季度的净利润从2006年同期的680万欧元(980万美元)降至300万欧元(430万美元)。 Answer: 金融的报道偏向 消极 评价。
CFiQA-SA	Context: \$CERN-在50和200MA上方整合,这里是很好的长期进入点, 止损位于10MA以下-目标区域\$70。 Answer: 金融的报道偏向 积极 评价。
FPB	Context: Hearst will be able to consolidate about 20% of all Russian market for advertising in press after the purchase. Answer: Sentiment analysis of financial news is positive .
FiQA-SA	Context: \$SLV-4.44% at 18 now AWFUL, down from 42.50 Answer: Sentiment analysis of financial news is negative .
BQC	Context: 1:两个小时还没有等到确认电话怎么办? 明天会继续联系嘛? 2:下次借款是否不需要电话确认 Answer: 两个金融表达语义 不是 相似的。
AFQMC	Context: 1:借呗还款日当天不能再借款吗?蚂蚁借呗要一次性还清才能再借吗 Answer: 两个金融表达语义 是 相似的。
NL	Context: [中航泰达: 拟购买包钢节能34%股权]中航泰达公告, 公司拟以2.09亿元现金认购包钢节能新增注册资本1.28亿元, 同时以2.59亿元受让北方稀土持有标的公司的1.59亿元注册资本。本次交易前, 北方稀土直接持有包钢节能100%股权。本次交易完成后, 公司将直接持有包钢节能34%的股权。 Answer: 报道涉及 中国 区域。
NL2	Context: 欧股集体高开, 德国DAX30指数涨0.44%, 英国富时100指数涨1.29%, 法国CAC40指数涨0.7%, 欧洲斯托克50指数涨0.63%。 Answer: 报道涉及 国际 大盘。
NSP	Context: 钱宝网张小雷涉嫌集资诈骗罪被检方提起公诉中国基金报。实体: 钱宝网;钱宝 Answer: 所给实体 是 含有负面消息。
CHHeadlines	Context: 在亚洲早盘, 金价略有下跌, 市场正在关注美国的数据。 Answer: 标题中 是 提到金价会下降的意见。
Headlines	Context: Gold holds near 3-1/2 week low as investors opt for riskier assets. Answer: Yes , the headline suggests a downward direction for gold.
FinevalF	Context: 国债的偿债率是指(?) Answer: 答案是 C :当年还本付息额占当年财政收入的比重。
QA	Context: 11月9日上午, 佛山市人民政府与徐工集团工程机械有限公司签约, 将在南海区建设总投资20亿元的广东生产基地项目。 Answer: 建设投资方是 徐工集团 。
CEnQA	Context: 下表比较了花旗五年普通股的累积总回报, 该股在纽约证券交易所上市, 代码为201cc201d。日期, 花旗, 标普500, 标普金融指数; 2012-12-31, 100.0, 100.0, 100.0; 2013-12-31, 131.8, 132.4, 135.6; 2014-12-31, 137.0, 150.5, 156.2; 2015-12-31, 131.4, 152.6, 153.9; 2016-12-31, 152.3, 170.8, 188.9; 2017-12-31, 193.5, 208.1, 230.9。 Answer: 五年回报百分比 0.935 。
CConFinQA	Context: 以下是比较2007年和2008年净收入变动的分析, 金额(以百万计)。<table class='wikitable'><tr><td>1</td><td></td><td>金额(以百万计)</td></tr><tr><td>2</td><td>2007年净收入</td><td>\$991.1</td></tr><tr><td>3</td><td>零售电价</td><td>-17.1 (17.1)</td></tr><tr><td>4</td><td>购买的电力容量</td><td>-12.0 (12.0)</td></tr><tr><td>5</td><td>净批发收入</td><td>-7.4 (7.4)</td></tr><tr><td>6</td><td>其他</td><td>4.6</td></tr><tr><td>7</td><td>2008年净收入</td><td>\$959.2</td></tr></table>。 Answer: 2007年的净收入是 \$991.1 。
EnQA	Context: The following table provides a comparison of the accumulated total return of citi common stock over a period of five years, which is listed on the nyse under the ticker symbol 201cc201d. date, citi, s&p 500, s&p financials. 31-dec-2011, 100.0, 100.0, 100.0; 31-dec-2012, 150.6, 116.0, 128.8; 31-dec-2013, 198.5, 153.6, 174.7; 31-dec-2014, 206.3, 174.6, 201.3; 31-dec-2015, 197.8, 177.0, 198.2; 31-dec-2016, 229.3, 198.2, 243.4. Answer: The percent of the growth for s&p financials cumulative total return from 2013 to 2014 is 26.6 .
ConFinQA	Context: The following is an analysis comparing the changes in net income between 2007 and 2008. <table class='wikitable'><tr><td>1</td><td></td><td></td></tr><tr><td>2</td><td>2007 net revenue</td><td>\$991.1</td></tr><tr><td>3</td><td>retail electric price</td><td>-17.1 (17.1)</td></tr><tr><td>4</td><td>purchased power capacity</td><td>-12.0 (12.0)</td></tr><tr><td>5</td><td>net wholesale revenue</td><td>-7.4 (7.4)</td></tr><tr><td>6</td><td>other</td><td>4.6</td></tr><tr><td>7</td><td>2008 net revenue</td><td>\$959.2</td></tr></table>。 Answer: The net revenue in 2008 is \$959.2 .

Table 7: Examples with contexts and target answers in Stock Prediction(FinSP).

StockA	<p>Context: 新北洋公告，公司控股子公司荣鑫科技董事会审议通过了《关于拟申请公司股票在全国中小企业股份转让系统终止挂牌的议案》，具体详见荣鑫科技（证券代码：839288）披露在全国中小企业股份转让系统（以下简称“新三板”）的相关公告。荣鑫科技基于其自身经营发展及战略规划的需要，拟申请在新三板终止挂牌。日期 开盘价 收盘价 2021-01-04 34.63 34.9763 2021-01-05 34.63 35.5122 2021-01-06 35.1659 34.0116 2021-01-07 33.8879 32.3048 2021-01-08 32.0987 32.3213.</p> <p>Answer: 该股票表现不佳。</p>
CACL18	<p>Context: \$codi近期的走向趋势如下， open, high, low, close, adj-close, inc-5, inc-10, inc-15, inc-20, inc-25, inc-30； 2015-09-16, -0.8, 0.2, -1.3, 1.0, 1.0, -0.9, -0.1, -0.1, -0.3, 0.0, 0.5; 2015-09-17, -1.4, 0.9, -1.7, 1.6, 1.6, -2.0, -1.7, -1.5, -1.8, -1.6, -1.2; 2015-09-18, -0.9, 0.2, -1.5, 0.1, 0.1, -1.6, -1.8, -1.5, -1.8, -1.7, -1.3; 2015-09-21, -0.5, 0.3, -1.8, 0.7, 0.7, -1.5, -2.3, -2.1, -2.4, -2.3, -2.1; 2015-09-22, 1.3, 3.4, -0.4, -3.1, -3.1, 1.7, 0.8, 0.9, 0.9, 0.7, 1.0; 2015-09-23, -0.8, 0.7, -0.8, 0.7, 0.7, 1.0, 0.1, 0.3, 0.2, -0.0, 0.2; 2015-09-24, -0.1, 1.5, -0.7, 0.1, 0.1, 0.7, 0.1, 0.1, 0.2, -0.1, 0.1; 2015-09-25, 1.5, 1.9, 0.0, -0.9, -0.9, 1.0, 1.0, 0.8, 1.0, 0.8, 0.9; 2015-09-28, 1.2, 1.2, -0.8, -0.2, -0.2, 0.5, 1.2, 1.0, 1.2, 0.9, 1.0; 2015-09-29, 1.3, 2.1, -0.3, -1.8, -1.8, 2.0, 3.0, 2.6, 2.8, 2.9, 2.8. \$codi评级为买入，18.6%华尔街分析师根据平均评级/目标得出的上涨。</p> <p>Answer: \$codi的收盘价在2015-9-30会上涨。</p>
CCIKM18	<p>Context: \$chk近期的走向趋势如下， date, open, high, low, close, adj-close, inc-5, inc-10, inc-15, inc-20, inc-25, inc-30; 2017-10-05, -0.7, 0.7, -0.9, 0.7, 0.7, 0.0, 0.6, -1.3, -3.8, -5.6, -7.0; 2017-10-06, 1.4, 1.7, -1.9, -2.3, -2.3, 2.0, 2.9, 1.4, -0.8, -2.8, -4.5; 2017-10-09, 0.2, 0.7, -1.4, -0.2, -5.6, -6.4, -6.5, -5.8; 2017-10-14, 1.0, 1.5, -0.8, -0.9, -0.9, -1.2, -3.3, -4.2, -5.2, -5.5, -5.0; 2017-10-15, -1.2, 0.3, -1.7, -0.5, -0.5, 0.2, -2.4, -3.2, -4.3, -4.7, -4.7; 2017-10-16, 0.2, 1.2, -0.2, 0.0, 0.0, 0.6, -1.8, -2.8, -3.8, -4.5, -4.6; 2017-10-19, 2.9, 3.8, -0.2, -2.5, -2.5, 2.4, 0.9, -0.2, -1.1, -1.9, -2.2; 2017-10-20, 0.5, 1.3, -0.7, 0.2, 0.2, 1.5, 1.1, -0.2, -1.2, -2.0, -2.2; 2017-10-21, -0.8, 1.0, -0.8, 0.1, 0.1, 0.8, 1.2, -0.1, -0.9, -1.8, -2.2; 2017-10-22, -0.4, 0.5, -1.5, 0.0, 0.0, 0.4, 1.4, -0.1, -0.7, -1.7, -2.1。</p> <p>Answer: \$chk的收盘价在2017-10-19会上涨。</p>
CBigData22	<p>Context: \$sfmt近期的走向趋势如下， date, open, high, low, close, adj-close, inc-5, inc-10, inc-15, inc-20, inc-25, inc-30; 2020-10-09, -2.1, 0.0, -2.1, 2.5, 2.5, -2.5, -2.8, -3.6, -4.0, -4.0, -2.5; 2020-10-12, -1.2, 1.1, -2.1, 2.6, 2.6, -3.9, -4.7, -5.5, -6.1, -6.3, -5.1; 2020-10-13, -0.1, 1.1, -1.1, 0.7, 0.7, -3.0, -4.6, -5.6, -6.4, -6.5, -5.8; 2020-10-14, 1.0, 1.5, -0.8, -0.9, -0.9, -1.2, -3.3, -4.2, -5.2, -5.5, -5.0; 2020-10-15, -1.2, 0.3, -1.7, -0.5, -0.5, 0.2, -2.4, -3.2, -4.3, -4.7, -4.7; 2020-10-16, 0.2, 1.2, -0.2, 0.0, 0.0, 0.6, -1.8, -2.8, -3.8, -4.5, -4.6; 2020-10-19, 2.9, 3.8, -0.2, -2.5, -2.5, 2.4, 0.9, -0.2, -1.1, -1.9, -2.2; 2020-10-20, 0.5, 1.3, -0.7, 0.2, 0.2, 1.5, 1.1, -0.2, -1.2, -2.0, -2.2; 2020-10-21, -0.8, 1.0, -0.8, 0.1, 0.1, 0.8, 1.2, -0.1, -0.9, -1.8, -2.2; 2020-10-22, -0.4, 0.5, -1.5, 0.0, 0.0, 0.4, 1.4, -0.1, -0.7, -1.7, -2.1。</p> <p>Answer: \$sfmt的收盘价在2020-10-23会上涨。</p>
ACL18	<p>Context: The recent trend of \$codi is as follows. date, open, high, low, close, adj-close, inc-5, inc-10, inc-15, inc-20, inc-25, inc-30; 2015-03-30, 0.0, 0.4, -0.9, 0.0, 0.0, -0.0, -0.8, -1.6, -2.1, -2.4, -2.6, 2015-03-31, 0.1, 0.3, -0.8, -0.3, -0.3, 0.2, -0.4, -1.0, -1.7, -2.0, -2.2; 2015-04-01, 1.1, 1.1, -0.7, -1.2, -1.2, 1.2, 0.9, 0.5, -0.4, -0.7, -0.9; 2015-04-02, -0.2, 0.4, -0.4, -0.2, -0.2, 1.0, 1.2, 0.7, -0.1, -0.4, -0.6; 2015-04-06, -0.6, 0.5, -0.9, 0.6, 0.6, 0.2, 0.6, 0.2, -0.6, -0.8, -1.1; 2015-04-07, -0.4, 1.4, -0.4, 0.2, 0.2, -0.2, 0.4, 0.0, -0.5, -1.0, -1.2; 2015-04-08, 0.0, 0.2, -0.4, 0.1, 0.1, -0.4, 0.2, 0.0, -0.4, -1.0, -1.2; 2015-04-09, -0.5, 0.2, -1.1, 0.6, 0.6, -0.7, -0.4, -0.5, -0.7, -1.4, -1.7; 2015-04-10, 0.1, 0.4, -0.5, 0.2, 0.2, -0.5, -0.6, -0.5, -0.8, -1.5, -1.7; 2015-04-13, 1.4, 1.9, 0.0, -0.7, -0.7, 0.2, 0.1, 0.3, -0.0, -0.6, -0.9. \$codi - current report filing (8-k) 2015-04-13: william blair starts compass diversified \$codi at outperform.</p> <p>Answer: The closing price of \$codi will rise at 2015-04-14.</p>
CIKM18	<p>Context: The recent trend of \$aal is as follows. date, open, high, low, close, adj-close, inc-5, inc-10, inc-15, inc-20, inc-25, inc-30; 2017-01-17, 1.7, 2.1, -0.2, -1.9, -1.9, 2.5, 0.9, 1.3, 2.0, 2.3, 2.0; 2017-01-18, -0.5, 0.3, -2.1, 1.9, 1.9, 0.2, -0.7, -0.7, 0.1, 0.2, 0.2; 2017-01-19, 0.8, 1.8, -0.8, -0.8, -0.8, 0.5, 0.2, -0.1, 0.8, 1.0, 1.1; 2017-01-20, -1.0, 0.3, -1.6, 1.6, 1.6, -1.1, -0.9, -1.6, -0.9, -0.6, -0.3; 2017-01-23, 2.0, 2.4, -0.4, -2.2, -2.2, 0.8, 1.5, 0.6, 1.1, 1.6, 1.8 2017-01-24, -1.0, 0.5, -1.6, 1.3, 1.3, -0.1, 0.3, -0.5, -0.3, 0.2, 0.5; 2017-01-25, 0.0, 0.6, -0.6, 0.8, 0.8, -0.8, -0.6, -1.1, -1.1, -0.5, -0.4; 2017-01-26, -2.3, 0.2, -2.5, 3.5, 3.5, -3.2, -3.7, -4.1, -4.4, -3.8, -3.7 2017-01-27, 6.5, 6.5, -0.5, -5.3, -5.3, 1.8, 1.4, 1.5, 0.9, 1.4, 1.7; 2017-01-30, 1.6, 2.3, -2.3, -4.4, -4.4, 5.5, 5.5, 5.9, 5.3, 5.6, 6.1.</p> <p>Answer: The closing price of \$aal will fall at 2020-9-28.</p>
BigData22	<p>Context: The recent trend of \$intc is as follows. date, open, high, low, close, adj-close, inc-5, inc-10, inc-15, inc-20, inc-25, inc-30; 2020-09-14, -1.1, 0.6, -1.1, 0.3, 0.3, -0.4, 1.3, 1.0, 0.5, 0.1, -0.2; 2020-09-15, -0.4, 1.2, -0.5, 1.2, 1.2, -1.1, -0.1, -0.1, -0.6, -1.0, -1.3; 2020-09-16, 0.3, 1.3, -0.4, 0.7, 0.7, -1.5, -0.9, -0.7, -1.2, -1.5, -1.9; 2020-09-17, -1.9, 0.3, -2.0, -0.1, -0.1, -0.9, -1.2, -0.5, -0.9, -1.3, -1.7; 2020-09-18, 0.9, 1.2, -1.7, -0.9, -0.9, 0.2, -0.4, 0.4, 0.1, -0.4, -0.7; 2020-09-21, -0.7, 0.0, -1.8, -0.3, -0.3, 0.7, -0.1, 0.7, 0.5, 0.0, -0.3; 2020-09-22, -0.1, 0.5, -1.0, 0.5, 0.5, 0.2, -0.4, 0.1, 0.1, -0.4, -0.7; 2020-09-23, 2.1, 2.7, -0.3, -2.3, -2.3, 1.9, 1.7, 2.1, 2.3, 2.0, 1.6; 2020-09-24, -1.3, 1.0, -1.5, 0.7, 0.7, 0.7, 1.1, 1.0, 1.6, 1.3, 0.9; 2020-09-25, -2.0, 0.7, -2.4, 1.6, 1.6, -0.8, -0.4, -0.6, 0.0, -0.2, -0.5.</p> <p>Answer: The closing price of \$intc will rise at 2020-9-28.</p>

Table 8: Examples with contexts and target answers in Event Detection(FinED), Relationship Extraction(FinRE), Text Summarization(FinTS), Entity Recognition(FinER), Credit Classification(FinCC) and Hawkish-dovish Classification(FinDC).

19CCKS	Context: 恒立实业(000622)遭证监会立案调查 涉嫌信披违规上海家化(600315)复星退出家化集团股权竞拍。 Answer: 事件类型是 信披违规 , 事件主体为 恒立实业 。
20CCKS	Context: 2018年10月, 中弘股份于发布公告称, 截至2018年9月28日, 公司逾期债务本息合计金额超过55亿元, 全部为各类借款。 Answer: 事件类型是 债务违约 , 事件主体是 中弘股份 。
21CCKS	Context: 反观需求,由于生猪存栏量持续下降,而水产养殖启动缓慢,豆粕需求难以有效放大。供需失衡,导致国内外豆粕价格在豆类板块中呈现弱势。 Answer: 原因事件类型是 供给减少 , 原因实体是 生猪 , 结果事件类型是 市场价格下降 , 结果实体是 豆粕 。
22CCKS	Context: 易投配资为什么无法出金; 晨曦航空股东高文舍拟减持不超3%股份; 招行逾期第三个月的情况。 Answer: 事件类型是 股东减持 , 事件主体是 晨曦航空 。
RE	Context: 张裕与卡斯特集团合作的牵线人陈光因嫌分红太少而有意退出。实体对: 张裕-卡斯特集团 Answer: 张裕和卡斯特集团的关系为 合作 。
NA	Context: 美今日凌晨, 苹果发布iOS15.4首个测试版, 更新后 Face ID将支持戴口罩解锁。按照官方描述, 在升级到戴口罩使用面容ID之后, 开机就会提醒是否要使用此功能, 用户选择使用后, 会要求再录入一次面容ID, 这次主要是记录使用者的眼睛周围特征, 用于戴口罩时候识别。 Answer: 文本的摘要为 苹果iOS15.4测试版支持戴口罩的面容解锁 。
NER	Context: The proceeds of the equipment advances will be used solely to reimburse Borrower for the purchase of eligible equipment. Answer: Entity name is Borrower , and the corresponding entity type is PER .
CNER	Context: 数、数年数月数日, 银保监会核准王小林先生本行董事任职资格。 Answer: 实体名称是 银保监会 , 类型是 ORG ; 实体名称是 王小林 , 类型是 PER 。
FINER-ORD	Context: McPhail, 50, is angry and perplexed by politicians clamouring to sign a free trade deal with China that allows the importation of Chinese workers. Answer: The "token:label" labeling result for each row of data is [Bill:B-PER Shorten:I-PER pictured:O with:O the:O ALP:B-ORG 's:O candidate:O for:O Canning:B-LOC :O Matt:B-PER Keogh:I-PER :O]
ECTSUM	Context: And I'm confident that our disciplined approach to operating the business will result in our continued success throughout the balance of fiscal 2021. Coupled with the cost reduction actions we recently implemented, ..., Our Test business delivered a really solid Q1 by significantly beating our internal expectations and delivering an EBITDA margin of nearly 13% versus 11% last Q1. Answer: The label whether a sentence is included in the abstract is [1, 0, 0, 0, 0, 0, 0, 0, 0, 0].
EDTSUM	Context: ORLANDO, Fla., June 4, 2020 PRNewswire–Darden Restaurants, Inc., (NYSE: DRI) plans to release its fiscal 2020 fourth quarter financial results...For more information, please visit www.darden.com. Logo: https://mma.prnewswire.com/media/340562/darden-restaurants-inc-logo.jpg SOURCE Darden Restaurants, Inc.: Financial Related Links http://www.Darden.com Answer: The generated summary is Darden Restaurants to Host Fiscal 2020 Fourth Quarter Conference Call on June 25 .
German	Context: The client has attributes: X1: A14, X2: 12, X3: A32, X4: A40, X5: 1386, X6: A63, X7: A73, X8: 2, X9: A92, X10: A101, X11: 2, X12: A122, X13: 26, X14: A143, X15: A152, X16: 1, X17: A173, X18: 1, X19: A191, X20: A201. Answer: The user's creditworthiness is bad .
Australian	Context: The client has attributes: A1: 0.0, A2: 68.67, A3: 15.0, A4: 2.0, A5: 10.0, A6: 9.0, A7: 0.0, A8: 1.0, A9: 1.0, A10: 14.0, A11: 0.0, A12: 2.0, A13: 0.0, A14: 3377.0. Answer: good is the user's creditworthiness.
FOMC	Context: Nonetheless, given a recovery in U. S. domestic demand approximating their current forecasts, growth in imports likely would exceed that of exports by a wide margin over the forecast horizon. Answer: The stance of this monetary policy text is hawkish .

Table 9: Examples of human evaluation with metrics such as accuracy(AC), naturalness(NA), informativeness(IN) and average(AVG) for domain-expert written prompts in various financial specific task. We retain the prompts with AVG above 2.

Specific Task	Prompt	Input	Target	Response	Metric			
					AC	NA	IN	AVG
Sentiment Analysis (FinSA)	确定所提供的金融新闻文章中的句子的情绪，识别其中的情绪是积极、消极，还是中性的。只需回答'积极'、'中性'或'消极'。	上涨空间异常巨大，中铁装配实在是未来的大牛股啊	积极	积极	3	3	3	3
Sentiment Matching (FinSM)	你需要判断给出的两个金融文本表达的意思是否相似，请回答是或否。	花呗咋扫不上 / 花呗扫一扫不能付钱	是	否	0	1	1	0.7
News Classification (FinNC)	请根据金融报道的内容，判断其涉及范围属于'中国'、'国际'还是'外国'？	伯恩斯坦：首予康菲石油(COP.N)跑赢大盘评级，目标价为98美元。	外国	国际	1	3	1	1.7
Negative Judgment (FinNJ)	根据所给的金融新闻及实体，你需要判断所给实体是否含有负面的消息，你只需简单回答'有'或者'无'。	自从号称750亿交易量的唐小僧倒下...几乎每天都有几家网贷公司宣布清盘、提现困难、经侦介入等。实体：唐小僧;多米	有	有	3	3	3	3
Answer Selection (FinAS)	根据所提出的金融问题，请从以下四个选项中选择最合适的一个。你的输出应该是：'A'、'B'、'C'或'D'。	如果一个竞争性市场位于长期均衡状态中，那么所有的厂商()。A.采用完全相同的生产工艺;B.具有同一最低平均的成本;C.都能获得经济利润;D.以上全对	D	D	3	3	2	2.7
Stock Prediction (FinSP)	请根据新闻对股票数据的影响判断该公司的股票运动走势是跑赢大盘、中性还是表现不佳。	高新兴公告，实控人拟减持不超过6%。日期 开盘价 收盘价，2020-09-23, 5.56, 5.52;2020-09-24, 5.47, 5.22;...;2020-09-29, 5.02, 5.03	表现不佳	无法预测	0	1	2	1
Headline Classification (FinHC)	下面所给内容是否提到了黄金商品的上涨趋势？请回答是或否。	金价在印度的主要城市上涨	是	是	3	3	2	2.7
Question Answering (FinQA)	你需要分析金融文本，根据内容回答相关问题。	【亿邦动力讯】10月21日消息，洛丁森完成B轮融资，...，下文中的事件类型有哪些？	企业融资	无法确定	0	0	0	0
Event Detection (FinED)	阅读以下金融领域的公告，判断所有的事件类型及其对应主体。请以'事件类型,事件主体'的格式回复。其中事件类型应该在['信批违规', ..., '涉嫌欺诈']中。	劲嘉股份(002191)因虚假陈述遭证监会处罚浩云科技(300448)股东披露减持计划	信批违规, 劲嘉股份	信批违规, 劲嘉股份	3	3	3	3
Entity Recognition (FinER)	在下面所给金融语句中，识别指明个人('PER')、组织('ORG')或地点('LOC')的特定命名实体。	报告期内，本公司除中国银保监会批准的经营范围内的金融担保业务外，没有其他需要披露的重大担保事项。	中国银保监会, ORG	中国银保监会, ORG; 中国, LOC	2	2	3	2.3
Relationship Extraction (FinRE)	请仔细分析所给金融报道和实体对，然后在['合并', '竞争', ...]中选择能准确描述该实体对关系的选项。	张裕与卡斯特集团合作的牵线人陈光因嫌分红太少而有意退出。实体对：卡斯特集团-张裕	合作	合作关系受损	1	2	3	2
Text Summarization (FinTS)	你的任务是对所给的金融文本进行一句话摘要,要求尽量简短。	前段时间，佳能宣布关闭经营了32年的珠海工厂，引发网络关注。...而优厚的补偿，也是佳能自愿选择的“体面离开”。（新京报）	佳能撤离珠海，不宜说成“恶意赔偿”	佳能关闭珠海工厂，提供优厚补偿，引发争议。	1	2	3	2

Table 10: Examples of human evaluation with metrics such as accuracy(AC), naturalness(NA), informativeness(IN) and average(AVG) for domain-expert written prompts in various financial specific task. We retain the prompts with the AVG metric above 2.

Specific Task	Prompt	Input	Target	Response	Metric			
					AC	NA	IN	AVG
Sentiment Analysis (FinSA)	Determine the mood of the sentences in the financial news article provided, identifying whether the mood in them is positive, negative, or neutral. Simply answer 'positive', 'neutral', or 'negative'.	Up space is exceptionally huge, China Railway assembly, is really the future of the big bull stock ah	positive	positive	3	3	3	3
Sentiment Matching (FinSM)	You need to decide whether the two financial texts given express similar meanings, answer yes or no.	Why can't I pay/ I can't pay by scanning.	yes	no	0	1	1	0.7
News Classification (FinNC)	Based on the content of the financial report, please determine whether its scope is 'Chinese', 'international' or 'foreign'?	Bernstein: first Outperform rating on ConocoPhillips (COP.N), \$98 price target.	foreign	international	1	3	1	1.7
Negative Judgment (FinNJ)	Based on the given financial news and entity, you need to determine whether the given entity contains negative news or not, you simply need to answer 'yes' or 'no'.	Since the fall of Tang Xiaosheng, which claimed a transaction volume of 75 billion ... Almost every day, there are several online lending companies announced liquidation, cash withdrawal difficulties, the investigation intervention, etc. Entity: Tang Xiaosheng; Domi	yes	yes	3	3	3	3
Answer Selection (FinAS)	Based on the financial question posed, choose the most appropriate of the following four options. Your output should be: 'A', 'B', 'C' or 'D'.	If a competitive market is in long-run equilibrium, then all firms () A, use exactly the same production process; B, have the same minimum average cost; C, are economically profitable; D, all of the above.	D	D	3	3	2	2.7
Stock Prediction (FinSP)	Determine whether the company's stock movement trend is outperforming, neutral, or underperforming based on the impact of the news on the stock data.	Gaoxin announced that the real controller intends to reduce its holdings by no more than 6%. Date Opening price Closing price : 2020-09-23, 5.56, 5.52 ; 2020-09-24, 5.47, 5.22; ... ; 2020-09-29, 5.02, 5.03	underperformance	unpredictable	0	1	2	1
Headline Classification (FinHC)	Does the content given below refer to an upward trend in gold commodities? Please answer yes or no.	Gold prices rise in India's major cities	yes	yes	3	3	2	2.7
Question Answering (FinQA)	You will need to analyze financial texts and answer relevant questions based on the content.	[YPC] October 21, 2011 - Lodgingsen closed its Series B financing... What are the types of events that occur in the following article?	corporate financing	indeterminate	0	0	0	0
Event Detection (FinED)	Read the following announcements in the financial sector and determine all event types and their corresponding subjects. Please respond in the format : 'Event Type, Event Subject'. Where the event type should be in ['credit approval violation', ... ' Suspected Fraud'].	Jinjia shares (002191) due to misrepresentation by the Securities and Futures Commission penalized haoyun science and technology (300448) shareholders disclosure of shareholding reduction plan	Letter approval violation, Jinjia shares	Letter approval violation, Jinjia shares	3	3	3	3
Entity Recognition (FinER)	In the financial statement given below, identify the specific named entity that specifies a person ('PER'), organization ('ORG'), or location ('LOC').	During the reporting period, the Company did not have any other material guarantee matters requiring disclosure, except for the financial guarantee business within the scope of operation approved by the China Banking and Insurance Regulatory Commission.	China Banking and Insurance Regulatory Commission, ORG	China Banking Regulatory Commission, ORG; China, LOC	2	2	3	2.3
Relationship Extraction (FinRE)	Carefully analyze the given financial reports and entity pairs, and then among ['Merger', 'Competition', ...] Choose the option that accurately describes the relationship of the entity pair.	Chen Guang, the matchmaker of Zhangyu's partnership with Custer Group, intends to quit because he thinks the dividend is too small. Entity Pair: Custer Group - Zhang Yu	collaborate	Impaired partnership	1	2	3	2
Text Summarization (FinTS)	Your task is to make a one-sentence summary of the given financial text, keeping it as short as possible.	Some time ago, Canon announced the closure of its Zhuhai plant, which had been in operation for 32 years, triggering concern on the Internet.... The generous compensation is also Canon's voluntary choice to "leave with dignity". (New Beijing News)	Canon's withdrawal from Zhuhai should not be labeled as "malicious compensation".	Canon closes Zhuhai plant, offers generous compensation, sparks controversy.	1	2	3	2

Table 11: The detailed evaluation results of different 6B-7B LLMs on ICE-FLARE. “-” represents the result that is currently unable to yield due to model size or availability. Results with “*” of ChatGPT(3.5-turbo-1106) and GPT-4 on English datasets are cited from [53]. Results in bold indicate the best results across all models. Results with “_” indicate the best results among models excluding ChatGPT.

Language Data Type	NLP Task	Specific Task	Metric	Dataset	Bloomz-7B1	Baichuan-7B	Baichuan2-7B	LLaMa2-7B	ChatGLM2-6B	ChatGLM3-6B	Qwen-7B	ChatGPT	GPT-4	InternLM-7B	CFGPT-7B	DISCFin-13B	FinMA	ICEdlc-7B	ICEdlc-7B	ICEdlc-7B	ICEfull-7B		
ZH	DLC	ZH-CLS	Accuracy F1	FE StockB	0.587	0.442	0.002	0.423	0.000	0.572	0.366	0.329	0.349	0.553	0.306	0.624	0.534	0.760	0.778	0.743	0.760		
				StockB	0.196	0.058	0.000	0.047	0.000	0.389	0.431	0.310	0.441	0.297	0.070	0.282	0.202	0.422	0.593	0.636	0.593	0.593	
				StockB	0.177	0.098	0.000	0.078	0.000	0.443	0.482	0.313	0.462	0.279	0.098	0.344	0.201	0.395	0.571	0.575	0.578	0.575	0.578
		FinSM	F1	BQC AFQMC	0.008	0.154	0.002	0.292	0.002	0.444	0.334	0.682	0.704	0.391	0.278	0.218	0.255	0.230	0.854	0.859	0.846	0.854	
				FinNC	F1	NL NL2	0.245	0.219	0.002	0.280	0.000	0.453	0.348	0.645	0.816	0.375	0.164	0.267	0.261	0.950	0.922	0.954	0.950
				FinNJ	F1	NSP	0.041	0.217	0.000	0.353	0.004	0.558	0.636	0.935	0.916	0.351	0.435	0.208	0.442	0.692	0.692	0.695	0.692
	ZH-EXT	Accuracy F1	FinevalF	0.302	0.329	0.014	0.266	0.185	0.423	0.243	0.491	0.662	0.320	0.284	0.369	0.261	0.441	0.410	0.387	0.441			
			FinevalF	0.295	0.319	0.024	0.171	0.190	0.418	0.096	0.481	0.686	0.247	0.264	0.362	0.220	0.442	0.387	0.376	0.442			
			FinRE	F1	RE	0.012	0.039	0.000	0.011	0.000	0.076	0.026	0.211	0.340	0.015	0.014	0.108	0.009	0.092	0.088	0.103	0.103	
	DLE	ZH-EXT	Entity F1	QA	0.098	0.001	0.000	0.001	0.000	0.099	0.000	0.000	0.101	0.103	0.000	0.000	0.000	0.000	0.000	0.483	0.482	0.468	
				CNER	0.000	0.000	0.000	0.000	0.000	0.000	0.000	0.000	0.000	0.000	0.000	0.000	0.000	0.000	0.000	0.000	0.483	0.482	0.468
				FinER	Entity F1	CNER	0.000	0.000	0.000	0.000	0.000	0.000	0.000	0.000	0.101	0.103	0.000	0.000	0.000	0.000	0.000	0.483	0.482
EN	DTE	ZH-TRA	Accuracy F1	CFPB	0.005	0.203	0.000	0.098	0.000	0.424	0.239	0.699	0.196	0.273	0.256	0.085	0.038	0.545	0.498	0.846	0.849		
				CFPB	0.010	0.129	0.000	0.092	0.000	0.348	0.340	0.642	0.306	0.209	0.346	0.091	0.067	0.529	0.485	0.845	0.846		
				CFiQA-SA	0.652	0.401	0.000	0.350	0.000	0.617	0.773	0.400	0.120	0.668	0.420	0.784	0.616	0.752	0.709	0.796	0.868		
		FinSP	Accuracy	CACL18	0.550	0.585	0.591	0.577	0.589	0.485	0.556	0.544	0.568	0.566	0.581	0.564	0.585	0.438	0.442	0.581	0.417		
				CBigData18	0.667	0.686	0.686	0.686	0.686	0.440	0.673	0.629	0.642	0.686	0.535	0.585	0.660	0.365	0.403	0.660	0.321		
				CCiKM18	0.384	0.372	0.372	0.372	0.372	0.605	0.384	0.326	0.419	0.372	0.407	0.477	0.361	0.605	0.628	0.395	0.605		
	FinHC	MCC	CACL18	-0.034	0.008	0.000	0.021	-0.002	0.004	0.012	0.002	0.010	-0.017	0.099	0.076	0.022	0.044	0.042	0.039	-0.034			
			CBigData18	-0.013	0.000	0.000	0.000	0.000	-0.042	-0.023	-0.024	0.066	0.000	0.067	0.037	-0.109	0.028	-0.056	0.114	-0.033			
			CCiKM18	0.084	0.000	0.000	0.000	0.000	-0.133	0.084	-0.250	0.032	0.000	-0.066	0.040	-0.141	0.037	0.204	-0.021	-0.119			
	FinQA	AvgF1	CHeadlines	0.503	0.500	0.500	0.500	0.500	0.695	0.500	0.769	0.818	0.504	0.607	0.716	0.626	0.690	0.526	0.952	0.957			
			CEnQA	0.000	0.000	0.000	0.000	0.000	0.000	0.000	0.000	0.000	0.000	0.000	0.000	0.000	0.000	0.000	0.000	0.008			
			ConFinQA	0.068	0.004	0.000	0.008	0.000	0.021	0.000	0.000	0.021	0.000	0.008	0.030	0.276	0.013	0.046	0.169	0.228			
DOT	EN-CLS	FinSA	Accuracy F1	FPB	0.388	0.231	0.000	0.286	0.001	0.741	0.696	0.780*	0.760*	0.319	0.278	0.808	0.435	0.353	0.384	0.398	0.867		
				FPB	0.231	0.171	0.000	0.127	0.002	0.744	0.702	0.780*	0.780*	0.353	0.292	0.809	0.436	0.349	0.331	0.415	0.866		
				FiQA-SA	0.742	0.327	0.000	0.370	0.000	0.551	0.754	0.600*	0.800*	0.349	0.096	0.532	0.477	0.477	0.503	0.480	0.848		
		FinHC	AvgF1	Headlines	0.600	0.600	0.600	0.600	0.600	0.655	0.600	0.770*	0.860*	0.600	0.551	0.600	0.600	0.682	0.668	0.780	0.965		
				German Australian	0.649	0.525	0.525	0.525	0.525	0.525	0.476	0.200*	0.550*	0.525	0.525	0.548	0.192	0.525	0.525	0.525	0.318		
				German Australian	0.231	0.000	0.000	0.000	0.000	0.000	-0.166	-0.100*	-0.020*	0.000	0.000	0.012	0.002	0.000	0.000	0.000	-0.306		
	EN-EXT	Accuracy	ACL18	0.503	0.500	0.487	0.508	0.488	0.511	0.490	0.500*	0.520*	0.510	0.483	0.492	0.493	0.515	0.519	0.525	0.502			
			BigData18	0.550	0.525	0.448	0.484	0.448	0.4769	0.508	0.530*	0.540*	0.469	0.452	0.472	0.496	0.555	0.520	0.483	0.450			
			CIKM18	0.460	0.478	0.419	0.496	0.418	0.499	0.470	0.550*	0.570*	0.469	0.421	0.430	0.461	0.563	0.556	0.534	0.493			
	EN-REA	MCC	ACL18	-0.034	-0.010	0.000	0.010	0.023	0.035	-0.038	0.005*	0.020*	0.019	-0.026	0.001	-0.014	0.017	0.029	0.045	0.023			
			BigData18	0.002	-0.013	0.000	-0.012	0.000	0.008	-0.017	-0.025*	0.030*	-0.014	0.030	0.063	-0.002	0.042	0.030	0.017	-0.012			
			CIKM18	-0.053	0.009	0.000	-0.028	-0.026	0.043	-0.056	0.010*	0.020*	-0.034	-0.016	-0.044	-0.038	-0.001	-0.007	0.005	0.042			
EN-EXT	Entity F1	NER	0.000	0.000	0.000	0.012	0.000	0.248	0.012	0.770*	0.830*	0.000	0.000	0.039	0.392	0.000	0.006	0.000	0.362				
		FinER	Entity F1	NER	0.000	0.000	0.000	0.012	0.000	0.248	0.012	0.770*	0.830*	0.000	0.000	0.039	0.392	0.000	0.006	0.000	0.362		
		FinER	Entity F1	NER	0.000	0.000	0.000	0.012	0.000	0.248	0.012	0.770*	0.830*	0.000	0.000	0.039	0.392	0.000	0.006	0.000	0.362		
EN-REA	Accuracy	EnQA	0.010	0.000	0.000	0.000	0.000	0.000	0.000	0.000	0.000	0.580*	0.630*	0.000	0.000	0.004	0.001	0.000	0.000	0.001			
		ConFinQA	0.000	0.000	0.000	0.000	0.000	0.000	0.000	0.000	0.000	0.600*	0.760*	0.000	0.001	0.000	0.000	0.000	0.000	0.000			
		FinER	Entity F1	FINER-ORD	0.000	0.000	0.000	0.000	0.000	0.021	0.000	0.280*	0.770*	0.000	0.000	0.008	0.000	0.000	0.000	0.000	0.000		
EN-DOT	FinST	Rouge-1	ECTSUM	0.000	0.000	0.000	0.000	0.000	0.000	0.000	0.000	0.000	0.000	0.000	0.000	0.000	0.000	0.000	0.000	0.000			
			EDTSUM	0.013	0.015	0.007	0.027	0.009	0.175	0.036	0.170*	0.200*	0.032	0.008	0.051	0.033	0.009	0.018	0.017	0.015			
			ECTSUM	0.000	0.000	0.000	0.000	0.000	0.000	0.000	0.000	0.000	0.000	0.000	0.000	0.000	0.000	0.000	0.000	0.000			
	BartScore	EDTSUM	ECTSUM	0.522	0.447	0.445	0.483	0.445	0.599	0.536	0.660*	0.670*	0.478	0.508	0.552	0.467	0.476	0.536	0.505	0.500			
			ECTSUM	-5.178	-5.178	-5.178	-5.178	-5.178	-5.178	-5.178	-5.178	-5.178	-5.178	-5.178	-5.178	-5.178	-5.178	-5.178	-5.178	-5.178	-5.178		
			EDTSUM	-6.996	-6.923	-7.036	-6.902	-6.957	-4.048	-6.845	-3.640*	-3.620*	-6.973	-7.083	-6.951	-6.964	-7.107	-6.945	-6.925	-6.925	-6.927		
FinDC	Accuracy F1	FOMC	0.288	0.256	0.000	0.319	0.000	0.464	0.454	0.600*	0.690*	0.252	0.208	0.557	0.476	0.385	0.373	0.488	0.429				
		FOMC	0.207	0.172	0.000	0.323	0.000	0.470	0.441	0.640*	0.710*	0.131	0.155	0.541	0.480	0.375	0.372	0.455	0.424				
		Best Result Count	Including ChatGPT	2	0	1	0	0	1	0	1	17	1	1	1	1	1	10	6	20			
Excluding ChatGPT	2	0	1	0	0	1	0	1	1	1	2	1	1	1	10	7	24						

Table 12: Examples of query and response among various LLMs on some specific task of Question Answering(FinQA), Text Summarization(FinTS), Relationship Extraction(FinRE), Event Detection(FinED), Entity Recognition(FinER) and News Classification(FinNC).

Specific Task	Query Input	Model Response		
		Baichuan-7B	GPT-4	ICE-INTERN-full-7B
FinQA	<p>浦东建设公告，公司子公司上海市浦东新区建设（集团）有限公司、上海浦兴路桥建设工程有限公司中标多项重大工程项目，中标金额总计为10.94亿元。请问中标事件对应的主体有哪些？</p> <p>Pudong Construction announced that the company's subsidiaries, Shanghai Pudong New Area Construction (Group) Company Limited and Shanghai Puxing Road and Bridge Construction Engineering Company Limited, have won a number of major projects, with a total winning amount of 1.094 billion yuan. What are the subjects corresponding to the winning bidding events?</p>	<p>浦东建设、浦兴路桥、浦东建设(集团)</p> <p>Pudong Construction, Puxing Road & Bridge, Pudong Construction (Group)</p>	<p>中标事件对应的主体有上海市浦东新区建设（集团）有限公司</p> <p>The winning event corresponds to the subject of Shanghai Pudong New Area Construction (Group) Co.</p>	<p>上海市浦东新区建设（集团）有限公司、上海浦兴路桥建设工程有限公司</p> <p>Shanghai Pudong New Area Construction (Group) Company Limited, Shanghai Puxing Road & Bridge Construction Engineering Co.</p>
FinTS	<p>市场普遍预期日本央行将维持其超宽松货币政策不变，但知情人士表示，周二将公布的经济展望报告中，可能上调4月起财政年度的通胀预估。能源和原材料成本的上涨已将批发价格推高至40年来的最高水平，企业已开始将上涨的成本转嫁给消费者。近期通胀温和上升，主要是投入成本上升和日元疲软推动的，而不是强劲的国内需求。日本央行行长黑田东彦曾表示，物价上涨应该伴随着工资的强劲增长。请对上述金融报道进行总结，给出具有中心主旨的摘要，回答要求尽量简短。</p> <p>The Bank of Japan is widely expected to leave its ultra-loose monetary policy unchanged, but people familiar with the matter said it may raise its inflation forecast for the fiscal year starting in April in its economic outlook report to be released on Tuesday. Rising energy and raw material costs have pushed wholesale prices to the highest level in 40 years, and companies have begun to pass on rising costs to consumers. The recent moderate rise in inflation has been driven mainly by higher input costs and a weaker yen, rather than strong domestic demand. Bank of Japan Governor Haruhiko Kuroda has said price increases should be accompanied by strong wage growth. Please summarize the above financial reports, giving a summary with the central thrust, and keep your answers as brief as possible.</p>	<p>日本央行行长黑田东彦曾表示，物价上涨应该伴随着工资的强劲增长。</p> <p>Bank of Japan Governor Haruhiko Kuroda has said that price increases should be accompanied by strong wage growth.</p>	<p>日本央行预计将上调4月起的通胀预估，尽管市场普遍预期货币政策将保持超宽松。成本上涨推高批发价格，企业已将涨成本转嫁给消费者，但通胀主要由投入成本上升和日元疲软推动，而非国内需求强劲。</p> <p>The Bank of Japan is expected to raise its inflation forecast from April, although the market generally expects monetary policy to remain ultra-loose. Rising costs have pushed up wholesale prices and companies have passed on the cost increases to consumers, but inflation has been driven mainly by higher input costs and a weaker yen rather than strong domestic demand.</p>	<p>知情人士：日本央行可能上调4月起财政年度的通胀预估。</p> <p>BOJ may raise inflation forecast for fiscal year from April: people familiar with the matter.</p>
FinRE	<p>新希望集团销售额约为上市公司<N>倍有余，由于背靠农业帝国“希望系”，资本市场一直预期集团能够向新希望股份注入农业资产，如果集团资产整合启动，新希望股份的股。请分析上述涉及实体对(新希望股份,新希望集团)的关系。</p> <p>New Hope Group's sales are more than twice that of the listed company<N>, due to the backing of the agricultural empire "Hope", the capital market has been expecting the group to inject agricultural assets into New Hope shares, if the group's asset integration is launched, the shares of New Hope shares. Please analyze the relationship between the entities involved in the above (New Hope, New Hope Group).</p>	<p>被收购</p> <p>Acquired</p>	<p>被注资</p> <p>Funded</p>	<p>自己</p> <p>Self</p>
FinED	<p>大智慧(601519)信披违规遭调查“互联网+”炒作或终结金鹰等多家基金公司高管离职 基金担忧业绩波动。请分析上述金融报道中的事件类型及其事件主体，并以‘事件类型，事件主体’的格式输出。</p> <p>Great wisdom (601519) letter disclosure violations investigated "Internet +" speculation or the end of the Golden Eagle and many other fund company executives leave the funders worried about performance fluctuations. Please analyze the types of events and their event subjects in the above financial reports and output them in the format of 'event type, event subject'.</p>	<p>套现约1.5亿元</p> <p>Cashing in about \$150 million</p>	<p>交易违规, 大智慧</p> <p>Trading Violations, Great Intelligence</p>	<p>信批违规, 大智慧</p> <p>Letter Approval Violation, Great Intelligence</p>
FinER	<p>本公司非执行董事孙月英女士不再担任中国远洋海运集团有限公司总会计师和中远财务有限责任公司董事长。请给出上述金融报道中存在的个人('PER')、组织('ORG')或地点('LOC')的特定命名实体，回答应遵循的格式‘实体名称，实体类型’。</p> <p>Ms. Sun Yueying, a non-executive director of the Company, ceased to be the chief accountant of China Ocean Shipping Group Company Limited and the chairman of COSCO Finance Company Limited. Please give the name of the person ('PER'), organization ('ORG') or location ('LOC') of the particular named entity that exists in the above financial report.) of a specific named entity, the response should follow the format 'Entity Name, Entity Type'.</p>	<p>中国远洋海运集团有限公司, ORG</p> <p>China Ocean Shipping Group Company Limited, ORG</p>	<p>中远海运发展股份有限公司, ORG</p> <p>COSCO Shipping Development Company Limited, ORG</p>	<p>孙月英, PER; 中国远洋海运集团有限公司, ORG; 中远财务有限责任公司, ORG</p> <p>Sun Yueying, PER; China Ocean Shipping Group Company Limited, ORG; COSCO Finance LLC, ORG.</p>
FinNC	<p>WTI原油涨幅回升至0.5%，现报75.58美元/桶。请对这个金融新闻报道进行分类，具体属于[‘中国’;‘外国’;‘国际’;‘公司’;‘行业’;‘大盘’;‘经济’;‘政策’;‘政治’;‘期货’;‘债券’;‘房地产’;‘外汇’;‘虚拟货币’;‘新冠’;‘能源’]中的哪些类别？</p> <p>WTI crude oil has rallied to 0.5% and is now at \$75.58 per barrel. Please categorize this financial news report, specifically which categories in [‘China’;‘Foreign’;‘International’;‘Companies’;‘Industries’;‘Broader Markets’;‘Economy’;‘Policies’;‘Politics’;‘Futures’;‘Bonds’;‘Real Estate’;‘Forex’;‘Virtual Currencies’;‘New Crows’;‘Energy’].</p>	<p>输出与内容无关</p> <p>output independent of content</p>	<p>国际,能源</p> <p>International, Energy</p>	<p>国际期货</p> <p>International futures</p>