

Adaptive Multi-modal Fusion of Spatially Variant Kernel Refinement with Diffusion Model for Blind Image Super-Resolution

Junxiong Lin¹, Yan Wang^{1,*}, Zeng Tao¹, Boyang Wang¹, Qing Zhao¹,
Haorang Wang¹, Xuan Tong¹, Xinji Mai¹, Yuxuan Lin²,
Wei Song³, Jiawen Yu¹, Shaoqi Yan¹, and
Wenqiang Zhang^{4,5,**}

¹ Shanghai Engineering Research Center of AI & Robotics, Academy for Engineering & Technology, Fudan University, Shanghai, China.

² East China University of Science and Technology, Shanghai, China.

³ College of Information Technology, Shanghai Ocean University, Shanghai, China.

⁴ Engineering Research Center of AI & Robotics, Ministry of Education, Academy for Engineering & Technology, Fudan University, Shanghai, China.

⁵ Shanghai Key Lab of Intelligent Information Processing, School of Computer Science, Fudan University, Shanghai, China

Abstract. Pre-trained diffusion models utilized for image generation encapsulate a substantial reservoir of a priori knowledge pertaining to intricate textures. Harnessing the potential of leveraging this a priori knowledge in the context of image super-resolution presents a compelling avenue. Nonetheless, prevailing diffusion-based methodologies presently overlook the constraints imposed by degradation information on the diffusion process. Furthermore, these methods fail to consider the spatial variability inherent in the estimated blur kernel, stemming from factors such as motion jitter and out-of-focus elements in open-environment scenarios. This oversight results in a notable deviation of the image super-resolution effect from fundamental realities. To address these concerns, we introduce a framework known as Adaptive Multi-modal Fusion of Spatially Variant Kernel Refinement with Diffusion Model for Blind Image **Super-Resolution** (SSR). Within the SSR framework, we propose a Spatially Variant Kernel Refinement (SVKR) module. SVKR estimates a Depth-Informed Kernel, which takes the depth information into account and is spatially variant. Additionally, SVKR enhance the accuracy of depth information acquired from LR images, allowing for mutual enhancement between the depth map and blur kernel estimates. Finally, we introduce the Adaptive Multi-Modal Fusion (AMF) module to align the information from three modalities: low-resolution images, depth maps, and blur kernels. This alignment can constrain the diffusion model to generate more authentic SR results. Quantitative and qualitative experiments affirm the superiority of our approach, while ablation experiments corroborate the effectiveness of the modules we have proposed.

* Corresponding author

Keywords: Blind Super-Resolution · Diffusion Model · Adaptive Multi-Modal Fusion · Spatially Variant Kernel Refinement



Fig. 1: Visual comparison ($\times 4$) on DRealSR. SwinIR, MANet, HAT, RealESRGAN, DASR and ResShift suffer from noise and blurring artifacts, while SSR can generate high-fidelity images.

1 Introduction

Image super-resolution is a foundational pursuit within the domain of computer vision, focusing on the reconstruction of high-resolution images from their low-resolution counterparts to significantly augment pixel density [6, 7]. This intricate task involves the inference and restoration of high-frequency details that are often obscured within the constraints of limited pixel landscapes. Mathematically, the regression process from a high-resolution image (HR) to a low-resolution image (LR) is modeled as follows:

$$I^{LR} = (I^{HR} \otimes k) \downarrow_s + n \quad (1)$$

where k symbolizes the blur kernel, \otimes denotes the convolution operation, \downarrow_s signifies a downsampling by a factor of s , n represents noise. Over the past decade, methods grounded in CNN or transformer have made remarkable strides [12, 14, 35]. Traditional super-resolution methods assume this degradation is characterized by a specific blur kernel, such as a bicubic kernel [36]. However, when a well-trained SR model receives LR images away from its training distribution, often suffers significant performance degradation [25]. To tackle this problem, blind super-resolution tasks aim at image super-resolution with unknown degradation processes [29].

As depicted in Figure 2, spatially invariant estimated blur kernels, incorporating a priori degradation information, are employed in the super-resolution process to enhance performance and achieve a finite solution space for the LR-HR image pair [5, 8]. In real-world imaging, factors limiting image resolution extend beyond specific blur kernels to encompass motion blur, depth variation

in imaging objects, and optical characteristics of imaging devices [65]. The use of a spatially invariant blur kernel becomes inadequate in accurately describing this multifaceted process, yielding unsatisfactory results post super-resolution [71]. Some researchers address this by leveraging a priori knowledge from a pre-trained diffusion model [77], compensating for lost texture information in LR images. However, the lack of information constraints coupled with the inherent randomness of the diffusion model contributes to the deviation from fundamental principles.

To address these challenges, we introduce the SSR framework, leveraging depth information to guide blur kernel estimation and subsequently inform the diffusion process [62]. This approach facilitates HR image reconstruction from LR images without compromising the diffusion prior inherent in the generative model. For spatially variant blur kernel estimation, we proposed the Spatially Variant Kernel Refinement (SVKR) module. Within SVKR, Depth-Informed Kernel Estimate Network (DKENet) is devised to utilize the depth information across image locations, and estimate spatially variant blur kernels based on depth information. Introducing depth information enhances the variability of depth information for different objects, aiding in characterizing target object contours. Additionally, SVKR further refine the accuracy of estimated kernel and depth information from blurred, low-resolution images. Moreover, to fully exploit the value of depth information, we have developed the Adaptive Multi-Modal Fusion (AMF) module to merge information from multiple modalities, thereby constraining the diffusion model with spatially variant degradation.

In summary, our main contributions are four-fold: 1) We propose an blind image super-resolution framework known as SSR. SSR employs multiple scales of encoders for information from different modalities using the AMF module, thus generate images with higher fidelity without compromising the diffusion priors. 2) We proposed a Spatially Variant Kernel Refinement (SVKR) module to estimate blur kernels. SVKR iteratively enhance the LR images, thereby refining the precision of blur kernel and depth information estimation. 3) We developed Adaptive Multi-Modal Fusion (AMF) module to merge information from multiple modalities, thereby constraining the diffusion model to generate more authentic SR results. 4) Extensive quantitative and qualitative experiments on representative datasets have verified the superior performance and effectiveness of our method.

2 Related Work

2.1 Non-Blind SR

To enhance non-blind super-resolution, various methods have been developed [34, 78]. SRMD [73] introduced intricate blur kernel assumptions and incorporated them into the network. SFTMD [17] fused blur kernels using SFT layers, while DPSR [74] offered a plug-and-play framework for uniform blur kernels. UDVD [45] used dynamic convolution to address varying degradations, and DPIR [72] employed a HQS to iteratively address data subproblems and prior

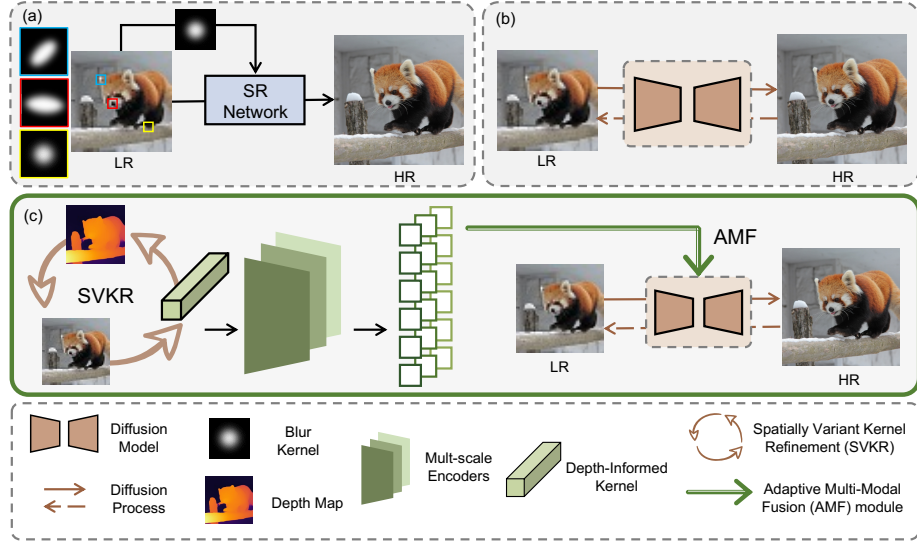


Fig. 2: The illustration of various blind super-resolution methods. (a) The majority of super-resolution methods assume that the image degradation process is spatially invariant, estimating only a single blur kernel for an individual image. (b) Diffusion based super-resolution methods using texture prior information. (c) Our SSR approach, which imposes constraints on the diffusion solution space through spatially variant blur kernels and depth information.

subproblems. Additionally, zero-shot super-resolution methods have emerged. ZSSR [3] introduced unsupervised CNN super-resolution, and DGDML-SR [13] used depth information for network training. However, these methods face challenges related to foundational assumptions. For example, it is inaccurate for DGML-SR to determine the resolution as high or low solely based on distance. Although these non-blind super-resolution methods have made commendable progress, they often exhibit disappointing performance when applied to complex real-world scenarios.

2.2 Kernel Estimate

In most blind super-resolution approaches, degradation characteristics from LR images are integrated with non-blind super-resolution methods. IKC [17] improves accuracy through iterative approaches and corrective function design. DCLS [33] redefines degradation for low-resolution space deblurring, and DASR [52] uses contrastive learning for degradation characterization. However, these methods typically estimate a single blur kernel or degradation feature for the entire image, causing disparities in spatially variant degradation domains and performance degradation in practical applications.

Efforts to address domain disparities include estimating spatially variant blur kernels. KOALANet [22] adapts kernels locally for collaborative learning. MANet [28] maintains degradation locality with a moderately sized receptive field but

limits global information. CMOS [11] simultaneously estimates semantic and blur maps, integrating cross-modal features for defocused image restoration but faces limitations in addressing various degradation processes.

2.3 Diffusion Model Based SR

Denoising Diffusion Probability Models (DDPM) [18] have introduced a new generation paradigm, leveraging Markov chains to create stable inverse operations for complex generative processes. Researchers have used DDPM for image super-resolution [16, 23]. SR3 [43] adopts a supervised diffusion model-based approach, coupling degraded images with generated images to facilitate conditional image generation for super-resolution. In contrast, ILVR [15] replaces the low-frequency components in the denoising output with those from the reference image, utilizing an unconditional diffusion model for no-training conditional generation in image super-resolution. CDPMSR [39] improves low-quality images by leveraging pre-existing super-resolution models, providing better conditions for the diffusion model.

Given the intrinsic demand for high fidelity in super-resolution (SR), generated images must maintain a strong consistency with real images. However, these methods employ LR images or enhanced LR images as the diffusion conditions, resulting in a disparity between the images generated in the sampling space of the diffusion model and real images [24]. Our approach introduces depth maps and blur kernels as additional conditioning information, thereby constraining the sampling space, and rendering the generated images more closely aligned with real images.

3 Methodology

3.1 Overview

As previously stated, the application of a spatially variant kernel and depth information can significantly enhance the accuracy of image super-resolution tasks. Pre-trained diffusion models encapsulate an extensive repository of a priori knowledge concerning intricate textures. Drawing inspiration from this premise, we introduce a framework named Adaptive Multi-modal Fusion of Spatially Variant Kernel Refinement with Diffusion Model for Blind Image Super-Resolution (SSR). Through the integration of multi-modal data, we impose constraints on the diffusion model’s sampling space, thereby guiding the diffusion process to produce images that closely resemble reality.

Our initial step involves the iterative estimation of depth information and spatially variant blur kernels from low-resolution (LR) images with DKENet. Specifically, within the iterative estimation process, we first infer the depth map and estimate the spatially variant blur kernels. Subsequently, we combine the blur kernel with a non-blind super-resolution method based on RRDB [56] to estimate a high-resolution image. From this high-resolution image, we once again

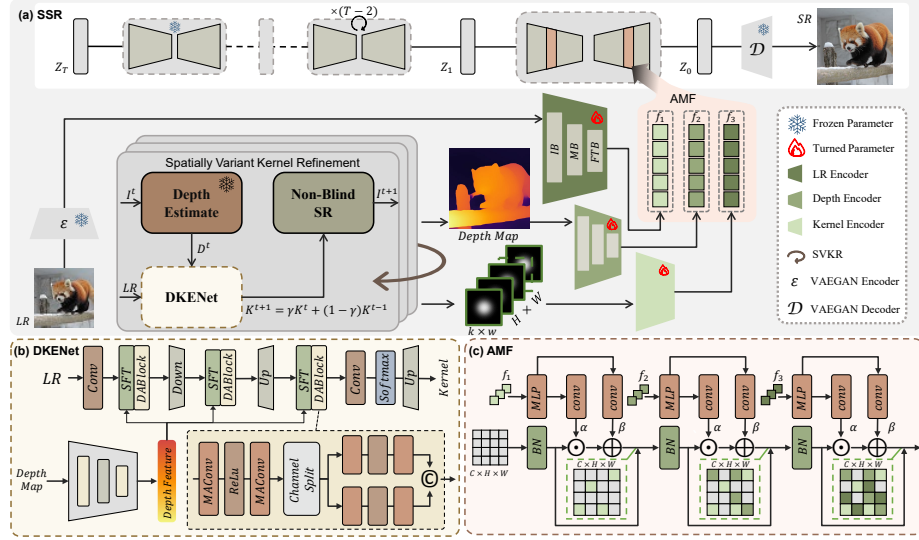


Fig. 3: The framework of the proposed Adaptive Multi-modal Fusion of Spatially Variant Kernel Refinement with Diffusion Model for Blind Image Super-Resolution (SSR). (a) Illustration of the main process of SSR. (b) Depiction of the Depth-Informed Kernel Estimate Network (DKENet) for spatially variant kernel estimation. (c) Depiction of the Adaptive Multi-Modal Fusion (AMF) module for information fusion.

estimate the depth information. Iterating this process ensures that the estimation of depth information and the blurred kernel mutually reinforce each other, thereby enhancing the precision of the guidance information. Meanwhile, inspired by StableDiffusion, we encode LR images into a latent space using a VAEGAN encoder, and this encoded information guides the diffusion model. These process produce three modalities of LR image, Depth map and blur kernel. Subsequently, information from three different modalities is encoded using encoders of varying scales and is aligned through an Adaptive Multi-Modal Fusion (AMF) module. This aligned information is employed to guide the diffusion process. Through AMF, the aligned features can effectively fine-tune the diffusion model, reducing the number of parameters and the complexity of training. The overall architectural diagram is depicted in Figure 3.

3.2 Spatially Variant Kernel Refinement

Depth-Informed Kernel Estimate Network In the realm of blind super-resolution, the high-resolution image x and the kernel k in Equation (1) are unknown. We need to estimate k and then use it as prior knowledge to reconstruct x . For an image $x \in \mathcal{R}^{H \times W}$, we undertake the estimation of a kernel $k \in \mathcal{R}^{h \times w \times H \times W}$, where h and w respectively denote the height and width of the kernel. Each component of k corresponds to an individual pixel within x .

We utilize Depth-Informed Kernel Estimate Network (DKENet) to estimate the Depth-Informed Kernel. The Depth-Informed Kernel is a spatially variant

blur kernel that incorporates depth information of the image during its estimation process. DKENet is structured into two distinct branches, each addressing a separate input modality: one branch processes LR images, while the other extracts features from depth maps. In the LR image processing branch, the network’s operation commences with a standard 3×3 convolutional layer, purposed for preliminary feature extraction. Subsequently, the input features are channeled into a Depth-Aware Block (DABlock), enhancing the network’s responsiveness to pivotal features.

Specifically, within the Depth-Aware Block, features are initially merged with depth map information through a simple yet widely applied SFT layer [17], followed by two MAconv layers [28] interspersed with ReLU activations. To enable the network to distinctively explore useful features and acquire more nonlinear representational capabilities, we integrated a Channel Split layer, bifurcating the channel count and separately extracting features before their recombination.

Following this, the feature map undergoes a downsampling operation to reduce its spatial resolution, and then passes through another DABlock for further feature refinement. Subsequent upsampling increases the resolution of the feature map, ensuring the density of information. After another pass through a DABlock, the features proceed through an additional convolutional layer and culminate in a Softmax layer and a upscale-layer. Regarding the depth map branch, it undergoes a feature extraction process similar to that of the LR image branch, ultimately converging with the LR image branch through an SFT layer.

Spatially Variant Kernel Refinement The acquisition of depth information often requires specialized equipment like Time-of-Flight cameras and laser rangefinders [37, 41], which are not always practical for image super-resolution applications [46, 58]. Thus, we use a monocular depth estimation algorithm to derive depth information from low-resolution images. It’s crucial to note that image resolution significantly influences the accuracy of depth estimation; acquiring depth from a blurry, low-resolution image is inherently imprecise [40, 48]. To overcome this, we have devised Spatially Variant Kernel Refinement (SVKR) to augment low-resolution images, subsequently deriving depth information from the resulting images. This intricate process synergizes depth information to facilitate the estimation of the blur kernel.

Algorithm 1: Spatially Variant Kernel Refinement

Input: Low-resolution image LR , Monocular depth estimation algorithm DE , DKENet KE , Number of iterations T , $\gamma = 0.9$
Output: Depth Map D , Kernel K
Initialization: $t = 0$, $I_0 = LR$; $D^0 = DE(I^0)$; $K^0 = KE(LR, D^0)$;
while $t < T$ **do**
 Estimate depth map: $D^{t+1} \leftarrow DE(I^t)$;
 Estimate kernel: $K^{t+1} \leftarrow KE(LR, D^{t+1})$; $K^{t+1} \leftarrow \gamma K^{t+1} + (1 - \gamma)K^t$;
 Non-blind SR: $I^{t+1} \leftarrow NBSR(LR, K^{t+1})$; $t \leftarrow t + 1$;
end
Return Final depth map: D^T , Final kernel: K^T ;

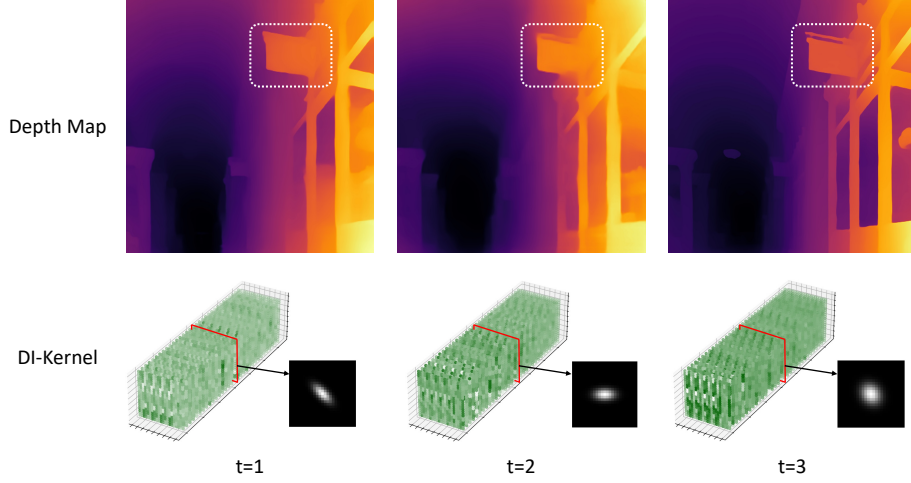


Fig. 4: The visualization of depth maps and DI-Kernels during the SVKR iteration process, where depth information and degradation information are mutually enhanced during the iteration process.

Algorithm 1 shows the process of SVKR. DE is the current state-of-the-art monocular estimation algorithm, while KE assumes the role of a spatially varying kernel estimation algorithm, and $NBSR$ stands as a lightweight, RRDB-based non-blind super-resolution method. In the course of these iterations, DE estimates the depth map from the most recent SR image I^t , KE harnesses the most recent depth map D^t to estimate the blur kernel from the LR image, and $NBSR$ amalgamates the latest blurred kernel K^t to enhance the super-resolved image. This intricate coordination effectively combines the estimations of depth maps and blur kernels, mutually enhancing each other’s precision.

When $t \geq 1$, K is updated using Equation (2), with γ serving as the hyper-parameter that governs the update rate. This approach allows for the retention of the influence of historical information while updating K , rendering it persistent in the direction of updates and mitigating the instability of results caused by oscillations during the updating process. Figure 4 demonstrates the effect of iterative enhancement of depth information and degradation information by SVKR.

$$K^{t+1} = \gamma K^t + (1 - \gamma) K^{t-1} \quad (2)$$

3.3 Adaptive Multi-Modal Fusion

Due to the distinct structural and characteristic attributes exhibited by data from various modalities, we have carefully devised encoders of diverse scales and architectures. We use a half UNet as the encoder to encode LR images. This encoder comprises the Input Block (IB), the Middle Block (MB), and the Feature Translate Block (FTB). Among the three modalities of information, namely LR images, depth maps, and blur kernels, LR images serve as the primary modality,

containing the most abundant repository of information. Hence, we have tailored the largest-scale encoder to accommodate this primary modality. Conversely, depth maps and blur kernels carry a relatively limited amount of informational content, thus warranting the implementation of smaller-scale encoders. In order to amalgamate the information from these three modalities and employ it for guiding the diffusion process, we have designed the adaptive multi-modal Fusion (AMF) module, as depicted in Equation (3), where $i \in \{1, 2, 3\}$.

$$F_{out}^i = (1 + M_{\alpha i}(f_i)) \odot BN(F_{in}^i) \oplus M_{\beta i}(f_i) \quad (3)$$

where f_1 , f_2 , and f_3 respectively denote the features obtained through the encoding of the blurred kernel, depth map, and LR image. The symbol $BN(\cdot)$ signifies batch normalization, while M_{α} and M_{β} denote MLPs. Specifically, M_{α} serves to rescale features along the channels, while M_{β} applies an offset to features, ensuring the dynamic adjustment of semantic information for achieving alignment across three modalities in the semantic space. For the LR image denoted as x , the objective of the SR diffusion model is to acquire the posterior distribution $p_{\theta}(z_t - 1|x, z_t)$ at a given time step t , while satisfying the initial condition $z_0 \sim q(z|x)$, where z represents the corresponding HR image. In accordance with the AMF framework, this objective may be articulated as Equation (4).

$$p_{\theta}(z_{t-1}|(f_1, f_2, f_3), z_t) \quad (4)$$

Thus, the constraints on the diffusion process can be delineated as Equation (5).

$$L(u) = l(u) + \lambda_1 C_1(f_1) + \lambda_2 C_2(f_2) + \lambda_3 C_3(f_3) \quad (5)$$

Where u serves as the output of the diffusion model, $l = \mathbb{E}_{t, z_0, \epsilon} [\|\epsilon - \epsilon_{\theta}(\sqrt{\alpha_t}z_0 + \epsilon\sqrt{1 - \alpha_t}, t)\|_2^2]$ represents the original loss function constraining the diffusion model, λ_i corresponds to the scaling factors, and C_i denotes the constraint process applied to feature f_i .

4 Experiment

4.1 Experiment Setup

Implementation details. In accordance with the prevailing blind super-resolution methodology, DKENet employed a 21×21 anisotropic Gaussian blur kernel in the experimental setup. Within the SVKR, T was set as 3, and γ was set to 0.9. For monocular depth estimation, we use code from [4, 42]. In the context of the AMF, the hidden layer dimensions of M_{α} and M_{β} were specified as 128, featuring a ReLU activation layer. AMF was incorporated into the different levels of the UNet within the Diffusion Model.

Evaluation Metrics. The PSNR and SSIM metrics are widely employed in the field of image restoration to gauge the degree of image similarity. Thus, we

Table 1: Quantitive results on DIV2K valid, BSDS100, Urban100 and DRealSR datasets for scaling factor $\times 4$. \uparrow indicates that a higher value is better, \downarrow indicates that a lower value is better. **Bold indicates the best performance.**

Datasets	Method	Backbone	Metrics					
			PSNR \uparrow	SSIM \uparrow	LPIPS \downarrow	MUSIQ \uparrow	CLIP-IQA \uparrow	NIQE \downarrow
DIV2K [1]	DAN [31]	CNN	22.17	0.72	0.42	56.98	0.39	6.13
	DCLS [33]	CNN	22.41	0.74	0.41	54.12	0.39	6.26
	DASR [52]	CNN	21.45	0.67	0.52	54.25	0.45	6.77
	MANet [28]	CNN	18.95	0.60	0.44	49.32	0.38	7.30
	SwinIR [27]	Transformer	22.08	0.73	0.32	68.75	0.57	3.96
	HAT [9]	Transformer	22.01	0.72	0.41	53.80	0.33	6.31
	RealESRGAN [54]	GAN	22.23	0.73	0.32	69.41	0.57	4.44
	DDNM [61]	Diffusion Model	21.50	0.72	0.37	64.22	0.62	3.99
	ResShift [69]	Diffusion Model	22.38	0.72	0.31	70.58	0.67	5.16
	SSR(Ours)	Diffusion Model	22.77	0.75	0.30	71.44	0.69	3.82
BSDS100 [2]	DAN [31]	CNN	27.95	0.87	0.30	47.46	0.43	7.03
	DCLS [33]	CNN	28.03	0.89	0.27	45.07	0.45	7.19
	DASR [52]	CNN	28.79	0.89	0.28	46.12	0.49	7.43
	MANet [28]	CNN	22.79	0.77	0.31	41.10	0.40	8.05
	SwinIR [27]	Transformer	26.08	0.84	0.31	63.99	0.56	4.54
	HAT [9]	Transformer	28.04	0.87	0.29	43.82	0.37	7.17
	RealESRGAN [54]	GAN	26.62	0.85	0.29	62.85	0.52	4.70
	DDNM [61]	Diffusion Model	29.48	0.87	0.34	27.12	0.32	8.45
	ResShift [69]	Diffusion Model	26.40	0.81	0.38	65.35	0.69	5.90
	SSR(Ours)	Diffusion Model	27.13	0.90	0.25	68.86	0.72	3.78
Urban100 [19]	DAN [31]	CNN	20.26	0.69	0.40	56.80	0.41	6.15
	DCLS [33]	CNN	21.18	0.72	0.37	55.07	0.40	6.28
	DASR [52]	CNN	21.36	0.73	0.38	55.17	0.43	6.72
	MANet [28]	CNN	17.05	0.54	0.40	52.56	0.38	6.79
	SwinIR [27]	Transformer	20.37	0.71	0.29	71.76	0.65	4.28
	HAT [9]	Transformer	19.56	0.67	0.39	56.12	0.38	6.33
	RealESRGAN [54]	GAN	20.61	0.72	0.29	71.92	0.61	4.10
	DDNM [61]	Diffusion Model	20.01	0.73	0.29	51.65	0.24	5.94
	ResShift [69]	Diffusion Model	21.71	0.74	0.27	71.70	0.68	5.50
	SSR(Ours)	Diffusion Model	21.23	0.71	0.27	72.74	0.70	4.68
DRealSR [63]	DAN [31]	CNN	31.00	0.92	0.39	25.24	0.38	9.06
	DCLS [33]	CNN	30.97	0.92	0.41	24.71	0.41	10.26
	DASR [52]	CNN	20.98	0.92	0.41	27.07	0.40	8.88
	MANet [28]	CNN	27.42	0.90	0.41	24.67	0.39	9.58
	SwinIR [27]	Transformer	28.45	0.89	0.36	51.95	0.40	5.31
	HAT [9]	Transformer	30.96	0.93	0.41	23.66	0.41	10.37
	RealESRGAN [54]	GAN	29.94	0.92	0.35	47.78	0.38	5.20
	DDNM [61]	Diffusion Model	25.01	0.73	0.49	41.65	0.44	5.95
	ResShift [69]	Diffusion Model	25.77	0.71	0.57	43.23	0.57	9.09
	SSR(Ours)	Diffusion Model	28.33	0.85	0.30	63.58	0.64	5.01

employ these metrics to assess the restoration abilities of our method for high-resolution images. However, it should be noted that in the realm of human perception and considering a multitude of distortions, they may fall short of faithfully representing image quality. Hence, we additionally utilize the LPIPS [75], CLIP-IQA [51], NIQE [38] and MUSIQ [21] metrics to appraise the perceptual quality of the super-resolved images.




Fig. 5: Visual comparisons of several representative methods on examples of the DIV2K dataset. **Zoom in for best view.**



Fig. 6: Visual comparisons of several representative methods on examples of the T91 dataset. **Zoom in for best view.**

4.2 Comparison With Existing Methods

Compared Methods. In order to validate the performance and efficacy of our methodology, we conducted comparative analyses of SSR against the contemporary state-of-the-art and representative blind super-resolution methods, which encompass DASR [52], DCLS [33], Real-ESRGAN [54], MANet [28], SwinIR [27], HAT [9], DAN [31], DDNM [61] and ResShift [69]. For these methodologies, we executed assessments employing their official source code. Among these, DAN and DCLS represent prominent kernel estimation techniques, MANet is a pioneering venture into spatially variant blur kernels, and DASR engages in super-resolution through the utilization of abstract degradation information. ResShift and DDNM, on the other hand, is a diffusion-based model.




Fig. 7: Visual comparisons of several representative methods on examples of the black-berry dataset. **Zoom in for best view.**

Quantitative Comparisons. As Table 2 demonstrates, the performance of SSR is outstanding across multiple datasets. The experimental data reveal that SSR consistently surpasses other methods in the DIV2K, BSDS100, and Urban100 datasets. Specifically, within the DIV2K dataset, SSR achieved the highest PSNR at 22.77 dB, illustrating its exceptional capability in image quality reconstruction. Likewise, SSR secured the top spot in SSIM with a score of 0.75, signifying its precision in maintaining image structure. With an LPIPS score of 0.30, SSR significantly outperforms its competitors, with a lower score indicating superior perceived image quality. SSR also leads in the no-reference image quality assessment indices of MUSIQ, NIQE, and CLIP-IQA. Moreover, on the BSDS100 and Urban100 datasets, SSR dominates in the majority of metrics, affirming its perceptual superiority. More Quantitative comparison results will be offered in the **supplementary materials**.

Qualitative Comparisons. Figure 5, 6 and 7 present visual comparison of the SSR methodology against established image super-resolution techniques such as RealESRGAN, DCLS, and SwinIR. Within the experimental framework, SSR exhibits superior fidelity and an impressive capacity for detail retention, particularly in the preservation of edges and intricate textures. Previous methodologies, notably DCLS and MANet, demonstrate high sensitivity to noise within low-resolution images, resulting in suboptimal visual outcomes—a deficiency aptly reflected in metrics like MUSIQ. SSR consistently outperforms other methods in these respects. The images generated by SSR exhibit notably higher clarity and sharpness, indicating its effectiveness in minimizing artifacts and distortions commonly introduced during the super-resolution process. For instance, the first row of Figure 5, illustrates how conventional methods grapple with blurring (DCLS, MANet), undue smoothness (Real-ESRGAN), and noise (ResShift) in the reconstruction of the eye and surrounding hair textures. SSR demonstrates a commendable balance between sharpness and naturalness, avoiding

overly smoothed or exaggerated textures. More Qualitative comparison results will be offered in the **supplementary materials**.

4.3 Ablation Study

Importance of the SVKR. Our investigation initially focused on the impact of Depth-Informed Kernel (DI-Kernel), Depth Map, and SVKR on the ultimate super-resolution outcomes. As demonstrated in Table 2, when solely integrating either DI-Kernel or Depth Map, a significant deterioration in SSR performance was observed. However, when amalgamating information from all three modalities, the SSR’s PSNR and SSIM reached 21.98 dB and 0.71, respectively. The incorporation of SVKR resulted in enhancements of 3.59% in PSNR and 6.20% in SSIM for the SSR. This indicates that in SSR, multimodal features synergistically supplement missing information, and SVKR effectively enhances the accuracy of information across different modalities.

Table 2: Ablation studies of DI-Kernel, Depth Map and SVKR on DIV2K valid dataset. **Bold** indicates the best performance.

DI-Kernel	Depth Map	SVKR	PSNR \uparrow	SSIM \uparrow	LPIPS \downarrow
\checkmark	\times	\times	21.26	0.69	0.32
\times	\checkmark	\times	21.77	0.70	0.30
\checkmark	\checkmark	\times	21.98	0.71	0.30
\checkmark	\checkmark	\checkmark	22.77	0.75	0.30

Importance of the Depth-Inforemed Kernel. Subsequently, we examined the significance of accurately estimating the DI-Kernel. In Figure 8, SSR employs a blur kernel K estimated by DKENet for image super-resolution, where (a) and (b) represent super-resolution using K_1 and K_2 respectively. K_1 and K_2 denote deviations from K in negative and positive directions, symbolizing inaccurate blur kernels. As illustrated in Figure 8, when the blur kernel estimation is imprecise, there is a marked degradation in both visual quality and evaluation metrics of the image. **Importance of the Depth Map.** Accurately estimating




Fig. 8: Ablation Comparison Between Using Accurate and Deviated Blur Kernels. (a) represents super-resolution using K_1 , (b) represents super-resolution using K_2 , and SSR denotes super-resolution using K estimated by DKENet. K_1 and K_2 respectively signify deviations from K in different directions. In visualization, we calculate the variance of the blur kernel to illustrate its intensity variations and then present this data in a heatmap.

the Depth Map is also important. Figure 9 shows the comparative experiments

results on the Depth Map as well. Here, (a) and (b) represent deviations in the negative and positive directions, respectively, from the estimated Depth Map. The comparison in Figure 9 reveals that incorrect estimations of the Depth Map can also significantly impair the performance of SSR. This emphasize the critical importance of precise estimation of Depth Map modal information.




Fig. 9: Ablation Comparison Between Using Accurate and Deviated Depth Map. (a) represents super-resolution using D_1 , (b) represents super-resolution using D_2 , and SSR denotes super-resolution using D estimated by Monocular depth estimate algorithm. D_1 and D_2 respectively signify deviations from D in different directions.

Performance under various degradation modes. To validate the adaptability of SSR to image super-resolution tasks under varying degradation modes, we conducted the experiments presented in Table 3. These results showcase the adaptability of the image super-resolution methodology under different degradation conditions. In scenarios devoid of noise and JPEG compression, the PSNR and SSIM metrics exhibited similar performances, demonstrating the method’s consistent efficacy across diverse conditions. Overall, these outcomes affirm that the super-resolution method can effectively adapt to a multitude of degradation modes, positively impacting image quality in practical applications.

Table 3: Quantitative results of SSR on the DIV2K dataset under different degradation models.

Degradation	PSNR ↑	SSIM ↑	LPIPS ↓	MUSIQ ↑	CLIP-IQA ↑	NIQE ↓
w/o noise	22.17	0.72	0.42	56.98	0.39	6.13
w/o jpeg	22.41	0.74	0.41	54.12	0.39	6.26
noise + jpeg	22.77	0.75	0.30	71.44	0.69	3.82

Table 4: Comparison on DPED-iphone. **Bold** indicates the best performance

Method	Backbone	PSNR ↑	SSIM ↑	LPIPS ↓	MUSIQ ↑	CLIP-IQA ↑	NIQE ↓	Time
RealESRGAN	GAN	25.24	0.82	0.33	60.10	0.41	3.28	5s
LDM	Diffusion Model	24.35	0.77	0.36	52.77	0.29	3.57	55s
SR3	Diffusion Model	9.39	0.23	0.65	29.96	0.31	13.30	50s
DDNM	Diffusion Model	19.34	0.64	0.56	17.03	0.17	10.54	613s
SSR	Diffusion Model	25.01	0.86	0.31	62.58	0.55	3.07	32s

5 Conclusion and Discussion

The SSR framework represents a significant advancement in the field of image super-resolution. By integrating depth information and addressing the spatially

variant in blur kernels, this framework substantially improves the authenticity of super-resolution images. The novel components, such as the Depth-Informed Kernel, the Spatially Variant Kernel Refinement (SVKR), and the Adaptive Multi-Modal Fusion (AMF) module, work in concert to enhance the precision and realism of super-resolution outcomes. The empirical evidence from quantitative and qualitative analyses, along with ablation studies, underscores the efficacy and superiority of our approach, marking a notable contribution to the domain of image processing and super-resolution technology.

As shown in Table 4, although the SSR achieves remarkable performance, it is limited by the diffusion model; SSR requires 30 seconds to generate a 768×768 image. Model compression techniques such as distillation and pruning are promising directions to address these issues. On the other hand, SSR also holds developmental potential in other low-level vision tasks, such as deblurring and de-jittering, which are reserved for our future work.

References

1. Agustsson, E., Timofte, R.: Ntire 2017 challenge on single image super-resolution: Dataset and study. In: The IEEE Conference on Computer Vision and Pattern Recognition (CVPR) Workshops (July 2017) **10**
2. Arbelaez, P., Maire, M., Fowlkes, C., Malik, J.: Contour detection and hierarchical image segmentation. *IEEE Trans. Pattern Anal. Mach. Intell.* **33**(5), 898–916 (May 2011). <https://doi.org/10.1109/TPAMI.2010.161>, <http://dx.doi.org/10.1109/TPAMI.2010.161> **10**
3. Assaf Shocher, Nadav Cohen, M.I.: "zero-shot" super-resolution using deep internal learning. In: The IEEE Conference on Computer Vision and Pattern Recognition (CVPR) (June 2018) **4**
4. Birkel, R., Wofk, D., Müller, M.: Midas v3.1 – a model zoo for robust monocular relative depth estimation. *arXiv preprint arXiv:2307.14460* (2023) **9**
5. Cao, J., Wang, Q., Xian, Y., Li, Y., Ni, B., Pi, Z., Zhang, K., Zhang, Y., Timofte, R., Gool, L.: Ciasr: Continuous implicit attention-in-attention network for arbitrary-scale image super-resolution (Dec 2022) **2**
6. Chao, J., Zhou, Z., Gao, H., Gong, J., Yang, Z., Zeng, Z., Dehbi, L.: Equivalent transformation and dual stream network construction for mobile image super-resolution (0) **2**
7. Chen, D., Liang, J., Zhang, X., Liu, M., Zeng, H., Zhang, L.: Human guided ground-truth generation for realistic image super-resolution (Mar 2023) **2**
8. Chen, H.W., Xu, Y.S., Hong, M.F., Tsai, Y.M., Kuo, H.K., Lee, C.Y.: Cascaded local implicit transformer for arbitrary-scale super-resolution (Mar 2023) **2**
9. Chen, X., Wang, X., Zhang, W., Kong, X., Qiao, Y., Zhou, J., Dong, C.: Hat: Hybrid attention transformer for image restoration. *arXiv preprint arXiv:2309.05239* (2023) **10, 11**
10. Chen, X., Wang, X., Zhou, J., Dong, C.: Activating more pixels in image super-resolution transformer (May 2022)
11. Chen, X., Zhang, J., Xu, C., Wang, Y., Wang, C., Liu, Y.: Better “cmos” produces clearer images: Learning space-variant blur estimation for blind image super-resolution (Apr 2023) **5**
12. Chen, Z., Zhang, Y., Gu, J., Kong, L., Yang, X., Yu, F.: Dual aggregation transformer for image super-resolution (Aug 2023) **2**
13. Cheng, X., Fu, Z., Yang, J.: Zero-shot image super-resolution with depth guided internal degradation learning. In: *Computer Vision–ECCV 2020: 16th European Conference, Glasgow, UK, August 23–28, 2020, Proceedings, Part XVII* 16. pp. 265–280. Springer (2020) **4**
14. Choi, H., Lee, J., Yang, J.: N-gram in swin transformers for efficient lightweight image super-resolution (Nov 2022) **2**
15. Choi, J., Kim, S., Jeong, Y., Gwon, Y., Yoon, S.: Ilvr: Conditioning method for denoising diffusion probabilistic models. *International Conference on Computer Vision, International Conference on Computer Vision* (Aug 2021) **5**
16. Gao, S., Liu, X., Zeng, B., Xu, S., Li, Y., Luo, X., Liu, J., Zhen, X., Zhang, B.: Implicit diffusion models for continuous super-resolution (Mar 2023) **5**
17. Gu, J., Lu, H., Zuo, W., Dong, C.: Blind super-resolution with iterative kernel correction. In: The IEEE Conference on Computer Vision and Pattern Recognition (CVPR) (June 2019) **3, 4, 7**
18. Ho, J., Jain, A., Abbeel, P., Berkeley, U.: Denoising diffusion probabilistic models **5**

19. Huang, J.B., Singh, A., Ahuja, N.: Single image super-resolution from transformed self-exemplars. In: Proceedings of the IEEE Conference on Computer Vision and Pattern Recognition. pp. 5197–5206 (2015) 10
20. Ignatov, A., Kobyshev, N., Timofte, R., Vanhoey, K., Van Gool, L.: Dslr-quality photos on mobile devices with deep convolutional networks. In: Proceedings of the IEEE International Conference on Computer Vision. pp. 3277–3285 (2017)
21. Ke, J., Wang, Q., Wang, Y., Milanfar, P., Yang, F.: Musiq: Multi-scale image quality transformer. In: Proceedings of the IEEE/CVF International Conference on Computer Vision. pp. 5148–5157 (2021) 10
22. Kim, S.Y., Sim, H., Kim, M.: Koalanet: Blind super-resolution using kernel-oriented adaptive local adjustment. In: 2021 IEEE/CVF Conference on Computer Vision and Pattern Recognition (CVPR) (Jun 2021). <https://doi.org/10.1109/cvpr46437.2021.01047>, <http://dx.doi.org/10.1109/cvpr46437.2021.01047> 4
23. Li, X., Zuo, W., Loy, C.: Learning generative structure prior for blind text image super-resolution (Mar 2023) 5
24. Li, X., Ren, Y., Jin, X., Lan, C., Wang, X., Zeng, W., Wang, X., Chen, Z.: Diffusion models for image restoration and enhancement—a comprehensive survey. arXiv preprint arXiv:2308.09388 (2023) 5
25. Li, Y., Fan, Y., Xiang, X., Demandolx, D., Ranjan, R., Timofte, R., Gool, L.: Efficient and explicit modelling of image hierarchies for image restoration (Mar 2023) 2
26. Liang, J., Zeng, H., Zhang, L.: Details or artifacts: A locally discriminative learning approach to realistic image super-resolution (0)
27. Liang, J., Cao, J., Sun, G., Zhang, K., Van Gool, L., Timofte, R.: Swinir: Image restoration using swin transformer. arXiv preprint arXiv:2108.10257 (2021) 10, 11
28. Liang, J., Sun, G., Zhang, K., Van Gool, L., Timofte, R.: Mutual affine network for spatially variant kernel estimation in blind image super-resolution. In: IEEE International Conference on Computer Vision (2021) 4, 7, 10, 11
29. Liu, T., Cheng, J., Tan, S.: Spectral bayesian uncertainty for image super-resolution (0) 2
30. Luo, Z., Huang, Y., Li, S., Wang, L., Tan, T.: Learning the degradation distribution for blind image super-resolution (0)
31. Luo, Z., Huang, Y., Li, S., Wang, L., Tan, T.: End-to-end alternating optimization for blind super resolution (2021) 10, 11
32. Luo, Z., Huang, H., Yu, L., Li, Y., Fan, H., Liu, S.: Deep constrained least squares for blind image super-resolution (0)
33. Luo, Z., Huang, H., Yu, L., Li, Y., Fan, H., Liu, S.: Deep constrained least squares for blind image super-resolution. In: Proceedings of the IEEE/CVF Conference on Computer Vision and Pattern Recognition. pp. 17642–17652 (2022) 4, 10, 11
34. Luo, Z., Huang, H., Yu, L., Li, Y., Fan, H., Liu, S.: Deep constrained least squares for blind image super-resolution. In: IEEE/CVF Conference on Computer Vision and Pattern Recognition, CVPR 2022, New Orleans, LA, USA, June 18–24, 2022. pp. 17621–17631. IEEE (2022). <https://doi.org/10.1109/CVPR52688.2022.01712>, <https://doi.org/10.1109/CVPR52688.2022.01712> 3
35. Lutio, R., Becker, A., D’Aronco, S., Russo, S., Wegner, J., Schindler, K.: Learning graph regularisation for guided super-resolution (0) 2
36. Magid, S., Lin, Z., Wei, D., Zhang, Y., Gu, J., Pfister, H., University, H., College, B., Zürich, E.: Texture-based error analysis for image super-resolution (0) 2
37. Metzger, N., Dautt, R., Schindler, K.: Guided depth super-resolution by deep anisotropic diffusion (Nov 2022) 7

38. Mittal, A., Soundararajan, R., Bovik, A.C.: Making a “completely blind” image quality analyzer. *IEEE Signal processing letters* **20**(3), 209–212 (2012) [10](#)
39. Niu, A., Zhang, K., Pham, T.X., Sun, J., Zhu, Y., Kweon, I.S., Zhang, Y.: Cdpmr: Conditional diffusion probabilistic models for single image super-resolution. *arXiv preprint arXiv:2302.12831* (2023) [5](#)
40. Park, S., Moon, Y., Cho, N.: Perception-oriented single image super-resolution using optimal objective estimation (Nov 2022) [7](#)
41. Ranftl, R., Lasinger, K., Hafner, D., Schindler, K., Koltun, V.: Towards robust monocular depth estimation: Mixing datasets for zero-shot cross-dataset transfer. *IEEE Transactions on Pattern Analysis and Machine Intelligence* p. 1623–1637 (Mar 2022). <https://doi.org/10.1109/tpami.2020.3019967>, <http://dx.doi.org/10.1109/tpami.2020.3019967> [7](#)
42. Ranftl, R., Lasinger, K., Hafner, D., Schindler, K., Koltun, V.: Towards robust monocular depth estimation: Mixing datasets for zero-shot cross-dataset transfer. *IEEE Transactions on Pattern Analysis and Machine Intelligence* **44**(3) (2022) [9](#)
43. Saharia, C., Ho, J., Chan, W., Salimans, T., Fleet, D.J., Norouzi, M.: Image super-resolution via iterative refinement. *IEEE Transactions on Pattern Analysis and Machine Intelligence* p. 1–14 (Jan 2022). <https://doi.org/10.1109/tpami.2022.3204461>, <http://dx.doi.org/10.1109/tpami.2022.3204461> [5](#)
44. Seitzer, M.: pytorch-fid: FID Score for PyTorch. <https://github.com/mseitzer/pytorch-fid> (August 2020), version 0.3.0
45. Sheth, D.Y., Mohan, S., Vincent, J., Manzorro, R., Crozier, P.A., Khapra, M.M., Simoncelli, E.P., Fernandez-Granda, C.: Unsupervised deep video denoising. In: *Proceedings of the IEEE/CVF International Conference on Computer Vision (ICCV)* (October 2021) [3](#)
46. Song, W., Wang, Y., Huang, D., Liotta, A., Perra, C.: Enhancement of underwater images with statistical model of background light and optimization of transmission map. *IEEE Transactions on Broadcasting* **66**(1), 153–169 (2020) [7](#)
47. Tao, Z., Wang, Y., Chen, Z., Wang, B., Yan, S., Jiang, K., Gao, S., Zhang, W.: Freq-hd: An interpretable frequency-based high-dynamics affective clip selection method for in-the-wild facial expression recognition in videos. In: *Proceedings of the 31st ACM International Conference on Multimedia*. pp. 843–852 (2023)
48. Tian, S., Lu, M., Liu, J., Guo, Y., Chen, Y., Zhang, S.: Cabm: Content-aware bit mapping for single image super-resolution network with large input (0) [7](#)
49. Wang, B., Wang, Y., Zhao, Q., Lin, J., Tao, Z., Guo, P., Chen, Z., Jiang, K., Yan, S., Gao, S., et al.: A capture to registration framework for realistic image super-resolution in the industry environment. In: *Proceedings of the 31st ACM International Conference on Multimedia*. pp. 7403–7412 (2023)
50. Wang, H., Chen, X., Ni, B., Liu, Y., Liu, J.: Omni aggregation networks for lightweight image super-resolution (Apr 2023)
51. Wang, J., Chan, K.C., Loy, C.C.: Exploring clip for assessing the look and feel of images. In: *AAAI* (2023) [10](#)
52. Wang, L., Wang, Y., Dong, X., Xu, Q., Yang, J., An, W., Guo, Y.: Unsupervised degradation representation learning for blind super-resolution. In: *CVPR* (2021) [4](#), [10](#), [11](#)
53. Wang, X., Chen, X., Ni, B., Wang, H., Tong, Z., Liu, Y.: Deep arbitrary-scale image super-resolution via scale-equivariance pursuit (0)
54. Wang, X., Xie, L., Dong, C., Shan, Y.: Real-esrgan: Training real-world blind super-resolution with pure synthetic data. In: *International Conference on Computer Vision Workshops (ICCVW)* [10](#), [11](#)

55. Wang, X., Xie, L., Dong, C., Shan, Y.: Real-esrgan: Training real-world blind super-resolution with pure synthetic data. In: 2021 IEEE/CVF International Conference on Computer Vision Workshops (ICCVW) (Oct 2021). <https://doi.org/10.1109/iccvw54120.2021.00217>, <http://dx.doi.org/10.1109/iccvw54120.2021.00217>
56. Wang, X., Yu, K., Wu, S., Gu, J., Liu, Y., Dong, C., Qiao, Y., Change Loy, C.: Esrgan: Enhanced super-resolution generative adversarial networks. In: Proceedings of the European conference on computer vision (ECCV) workshops. pp. 0–0 (2018) [5](#)
57. Wang, X., Ma, J., Jiang, J.: Contrastive learning for blind super-resolution via a distortion-specific network. IEEE/CAA Journal of Automatica Sinica p. 78–89 (Jan 2023). <https://doi.org/10.1109/jas.2022.105914>, <http://dx.doi.org/10.1109/jas.2022.105914>
58. Wang, Y., Song, W., Fortino, G., Qi, L.Z., Zhang, W., Liotta, A.: An experimental-based review of image enhancement and image restoration methods for underwater imaging. IEEE access **7**, 140233–140251 (2019) [7](#)
59. Wang, Y., Song, W., Tao, W., Liotta, A., Yang, D., Li, X., Gao, S., Sun, Y., Ge, W., Zhang, W., et al.: A systematic review on affective computing: Emotion models, databases, and recent advances. Information Fusion **83**, 19–52 (2022)
60. Wang, Y., Sun, Y., Song, W., Gao, S., Huang, Y., Chen, Z., Ge, W., Zhang, W.: Dpcnet: Dual path multi-excitation collaborative network for facial expression representation learning in videos. In: Proceedings of the 30th ACM International Conference on Multimedia. pp. 101–110 (2022)
61. Wang, Y., Yu, J., Zhang, J.: Zero-shot image restoration using denoising diffusion null-space model. The Eleventh International Conference on Learning Representations (2023) [10](#), [11](#)
62. Wei, M., Zhang, X.: Super-resolution neural operator (Mar 2023) [3](#)
63. Wei, P., Xie, Z., Lu, H., Zhan, Z., Ye, Q., Zuo, W., Lin, L.: Component divide-and-conquer for real-world image super-resolution. In: Computer Vision–ECCV 2020: 16th European Conference, Glasgow, UK, August 23–28, 2020, Proceedings, Part VIII 16. pp. 101–117. Springer (2020) [10](#)
64. Xia, B., Zhang, Y., Wang, Y., Tian, Y., Yang, W., Timofte, R., Van Gool, L.: Knowledge distillation based degradation estimation for blind super-resolution (2023)
65. Xu, X., Wei, P., Chen, W., Liu, Y., Mao, M., Lin, L., Li, G.: Dual adversarial adaptation for cross-device real-world image super-resolution. In: IEEE/CVF Conference on Computer Vision and Pattern Recognition, CVPR 2022, New Orleans, LA, USA, June 18–24, 2022. pp. 5657–5666. IEEE (2022). <https://doi.org/10.1109/CVPR52688.2022.00558>, <https://doi.org/10.1109/CVPR52688.2022.00558> [3](#)
66. Yang, J., Wright, J., Huang, T.S., Ma, Y.: Image super-resolution via sparse representation. IEEE transactions on image processing **19**(11), 2861–2873 (2010)
67. Yao, J.E., Tsao, L.Y., Lo, Y.C., Tseng, R., Chang, C.C., Lee, C.Y.: Local implicit normalizing flow for arbitrary-scale image super-resolution (Mar 2023)
68. Yu, B., Chang, J., Liu, L., Tian, Q., Chen, C.: Towards a unified view on visual parameter-efficient transfer learning (Oct 2022)
69. Yue, Z., Wang, J., Loy, C.C.: Resshift: Efficient diffusion model for image super-resolution by residual shifting. arXiv preprint arXiv:2307.12348 (2023) [10](#), [11](#)
70. Yue, Z., Zhao, Q., Xie, J., Zhang, L., Meng, D., Wong, K.K.: Blind image super-resolution with elaborate degradation modeling on noise and kernel. In: IEEE/CVF Conference on Computer Vision and Pattern Recognition, CVPR

- 2022, New Orleans, LA, USA, June 18-24, 2022. pp. 2118–2128. IEEE (2022). <https://doi.org/10.1109/CVPR52688.2022.00217>, <https://doi.org/10.1109/CVPR52688.2022.00217>
71. Yue, Z., Zhao, Q., Xie, J., Zhang, L., Meng, D., Wong, K.Y.: Blind image super-resolution with elaborate degradation modeling on noise and kernel (0) [3](#)
 72. Zhang, K., Li, Y., Zuo, W., Zhang, L., Van Gool, L., Timofte, R.: Plug-and-play image restoration with deep denoiser prior. *IEEE Transactions on Pattern Analysis and Machine Intelligence* **44**(10), 6360–6376 (2021) [3](#)
 73. Zhang, K., Zuo, W., Zhang, L.: Learning a single convolutional super-resolution network for multiple degradations. In: *IEEE Conference on Computer Vision and Pattern Recognition*. pp. 3262–3271 (2018) [3](#)
 74. Zhang, K., Zuo, W., Zhang, L.: Deep plug-and-play super-resolution for arbitrary blur kernels. In: *IEEE Conference on Computer Vision and Pattern Recognition*. pp. 1671–1681 (2019) [3](#)
 75. Zhang, R., Isola, P., Efros, A.A., Shechtman, E., Wang, O.: The unreasonable effectiveness of deep features as a perceptual metric. In: *CVPR* (2018) [10](#)
 76. Zhao, Z., Zhang, J., Xu, S., Zhang, C., Liu, J.: Discrete cosine transform network for guided depth map super-resolution. Cornell University - arXiv, Cornell University - arXiv (Apr 2021)
 77. Zheng, G., Zhou, X., Li, X., Qi, Z., Shan, Y., Li, X.: Layoutdiffusion: Controllable diffusion model for layout-to-image generation (0) [3](#)
 78. Zhou, H., Zhu, X., Zhu, J., Han, Z., Zhang, S.X., Qin, J., Yin, X.C.: Learning correction filter via degradation-adaptive regression for blind single image super-resolution. In: *Proceedings of the IEEE/CVF International Conference on Computer Vision (ICCV)*. pp. 12365–12375 (October 2023) [3](#)