

Inception Attacks: Immersive Hijacking in Virtual Reality

Zhuolin Yang, Cathy Yuanchen Li, Arman Bhalla, Ben Y. Zhao, Haitao Zheng
Department of Computer Science, University of Chicago

Abstract

Today’s virtual reality (VR) systems provide immersive interactions that seamlessly connect users with online services and one another. However, these immersive interfaces also introduce new vulnerabilities, making it easier for users to fall prey to new attacks. In this work, we introduce the *immersive hijacking* attack, where a remote attacker takes control of a user’s interaction with their VR system, by trapping them inside a malicious app that masquerades as the full VR interface. Once trapped, all of the user’s interactions with apps, services and other users can be recorded and modified without their knowledge. This not only allows traditional privacy attacks but also introduces new interaction attacks, where two VR users encounter vastly different immersive experiences during their interaction. We present our implementation of the immersive hijacking attack on Meta Quest headsets and conduct IRB-approved user studies that validate its efficacy and stealthiness. Finally, we examine effectiveness and trade-offs of various potential defenses, and propose a multifaceted defense pipeline.

1 Introduction

Recent advances in virtual reality (VR) are poised to change the way we interact with the world and each other [13, 20, 30, 32, 39, 56, 68, 72]. VR headsets offer an increasingly immersive experience comparable to reality itself, eliminating geographical barriers and facilitating social and workplace interactions through the use of personalized avatars [22, 42, 45, 78].

The flip side of such immersive interface is that when misused, VR systems can facilitate security attacks with far more severe consequences [10] than traditional attacks. By design, VR’s immersive sensory channels create a strong sense of realism and comfort for users. However, attackers can exploit this trust to manipulate the immersive experiences, causing users to unquestioningly believe and respond to what they see and hear inside VR, whether it’s scenes, movements, or conversations. For example, consider the following scenarios:

Scenario 1. *Alice spent the past two days taking her required employee training through her employer’s VR app. To-*

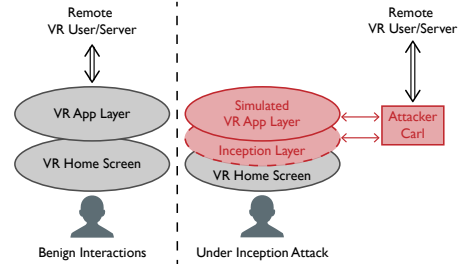


Figure 1: Inception Attacks: A user thinks they are interacting directly with a VR app launched from the VR home environment, when they are in fact interacting with a simulated environment inside the attacker’s inception layer.

day, she attempts the final test using the same app. But despite her hard work, she keeps failing. Frustrated and discouraged, Alice eventually gives up and starts to doubt whether she is a good fit for the job. Elsewhere, her coworker Carl closes his laptop with satisfaction.

Scenario 2. *Alice takes off her headset in frustration, after the latest argument with her partner Madison during their regular VR date night. Madison had been increasingly distant all week and actually ended their relationship tonight. Elsewhere, Carl turns off his generative voice interface and watches as a confused Madison storms off in VR.*

Both scenarios described above result from the same attack, where an attacker (“Carl”) compromises the integrity of the user’s VR system, and inserts an attack software between the user and their VR interface. Under this attack, users (“Alice”) are no longer interacting directly with their expected VR counterparts (e.g., “CompanyX’s server, Madison”). Instead, they operated on (and stayed trapped in) the attacker’s VR app, interacting with their VR counterparts through a hidden layer of indirection. These interactions are being monitored, recorded, and modified in real-time by Carl. Because VR interfaces prioritize full immersion¹, there is no indicator for a user to understand who or what is controlling their VR experience. We call this the *inception attack*² and provide a high-level

¹In VR, each user is fully immersed in a single, highly engaging 3D environment that surrounds them on all sides, making them feel as if they are physically situated in the target space.

²The inception attack is inspired by both its namesake, the 2010 Christopher Nolan film *Inception*, and movies with similar attacks, including the 2018 Steven Spielberg film *Ready Player One*.

© 2024 Copyright held by the owner/author(s).

This is the author’s version of the work. It is posted here for your personal use. Not for redistribution.

illustration in Figure 1.

Inception attacks are very powerful because of two properties. First, an inception attacker can take near total control of the user’s VR experience. This includes silently observing a user’s actions, recording input, passwords, or other sensitive data, but also hijacking and replacing entire social interactions in real-time. In the aforementioned Scenario 2, Alice is a target of an inception attack, and her VR date night with Madison is hijacked. Now both Alice and Madison only see/hear what the attacker wants them to see/hear. This is made even stronger with the addition of generative AI tools capable of replicating human voices and generating deepfake videos.

Second, inception attacks can be extremely difficult to detect, because VR apps are often designed to prioritize a realistic representation of the real world. Thus VR systems avoid using service indicators and security icons typically found on traditional mobile or desktop computing environments. Currently, VR users have no reliable means of verifying/authenticating which app is responsible for any aspect of their immersive experience (visual or auditory).

In the rest of the paper, we demonstrate that inception attacks are viable and extremely effective on current VR platforms today. We describe our implementation of an inception attack on Meta Quest Pro headsets, capable of hijacking the user’s 3D home environment and their interactions with 2D/3D apps (e.g., 2D Quest Browser and 3D VRChat). We show how attackers can alter a variety of user inputs and immersive interactions, including financial transactions and live audio conversations in VRChat. We include screenshots and video clips to illustrate these attack instances, highlighting their feasibility and capability to produce harm.

We evaluate our attack instances via IRB-approved user studies, covering the entire attack process from seamlessly transitioning a user into the VR inception app to hijacking their immersive interactions with servers/users. In our primary user study, our attack successfully deceived all (but one) of 27 participants, including highly experienced users, who use VR devices everyday. Even when we informed them of the attack, half of our participants were unable to identify anything unusual from their experience. The rest recalled very minor glitches as the session was hijacked, yet all attributed these glitches to standard VR performance issues. Notably, nearly all of the identified glitches were cosmetic (e.g., cursor size) and can be reduced or eliminated by fine-tuning the inception app and content. Finally, we analyze a range of potential defenses and discuss their efficacy and usability tradeoffs.

Overall, our work makes **three key contributions**:

- To the best of our knowledge, we are the first to identify, implement and evaluate immersive hijacking attacks in VR. We show that an inception attacker’s capabilities extend beyond eavesdropping on sensitive data [46]; they can now manipulate and alter the immersive social interactions in VR, which are designed to replace physical interactions and are among VR’s most compelling features.

- Our attack implementation employs a different methodology compared to previous GUI confusion attacks on web browsers and smartphones [11, 23, 28, 50, 51]. Due to the full immersiveness delivered by 3D apps and their intensive rendering requirements, VR naturally prevents any 3D app from injecting GUI overlays and discreetly bringing itself to the foreground, which are the basis of existing attacks. Instead, our attack leverages VR’s natural operating process to transition users into the inception app and trap them there undetected, where the inception app contains a replicated 3D home environment and simulated “apps” launched from this fake home. We also develop efficient methods to replicate/simulate those 3D environments and apps.
- We show that, as a maturing technology, current VR systems lack some of the security mechanisms deployed on traditional devices. Yet, implementing these mechanisms (or new ones) in VR is more challenging due to its immersive nature. We propose a multifaceted defense pipeline to raise attack cost and reduce its likelihood of success.

Ethics. Our user studies were reviewed and approved by our institute’s IRB office. We disclosed both the attacks and potential defenses to Meta, who responded with positive acknowledgment of our disclosure.

2 Background and Related Work

In this section, we summarize existing attacks against VR systems and GUI confusion attacks targeting web browsers and mobile devices.

2.1 Existing Attacks against VR

Malware. Like all other computing devices [76], VR devices are naturally susceptible to malware. Attackers can introduce malware directly onto a VR headset as malicious apps, or infect other devices connected to the headset. In fact, many VR privacy attacks assume a successful injection of malware to collect user motion data [33, 35, 69].

Privacy Attacks. To create immersive experiences, VR headsets utilize an array of sensors to continuously monitor user activities, which may lead to privacy attacks. Numerous studies show that records of a user’s head and body motions can expose sensitive information, including identity, age, gender, ethnicity, emotions, health conditions, and even the video content they have watched [19, 25, 46–49, 61]. In parallel, researchers have exploited ways to eavesdrop on specific apps or user input. The man-in-the-room attack [77] infiltrated the Bigscreen VR app to allow unauthorized users to invisibly join and observe their private chat rooms. A range of keystroke inference attacks can recover typed content by either observing avatar hand movements [80], reverse-engineering an app’s network packets [71], or analyzing side-channel leakage patterns [36, 81].

Perceptual Manipulation. These attacks seek to manipulate user orientation/movement in a virtual session by changing their perceived environment. User studies have shown that, if these attacks can be implemented in practice, they can deceive users into changing physical locations, cause physical collision, or induce motion sickness [14, 17]. A straightforward implementation is to develop a malicious app that shifts users virtual locations when they use the app [73]. Others assume the attacker has strong device privileges to modify the screen feed of mixed reality (MR) headsets [17] or the system configuration files of a VR headset [14]. Finally, recent works also studied UI security in augmented reality (AR) because multiple processes/apps can place customized content on a AR device’s screen [16, 70].

2.2 GUI Confusion Attacks

The inception attack is related to a broader class of GUI attacks, with analogous attacks in the context of web browsers [18, 28] and mobile devices [12, 21]. We summarize these GUI attacks and highlight their key differences with the VR context.

Browser-based GUI Attacks. The closest analogy to inception attacks in web browsers is *clickjacking* attacks [28, 50]. By abusing HTML/CSS features, a clickjacking attack overlays a transparent frame onto a legitimate page, deceiving users into clicking on unintended UI components. Modern web browsers prevent these attacks by implementing frame busters [51] (to detect and extract frame overlays) and additional security measures like Content Security Policy [53].

Mobile GUI Attacks. There are similar GUI-based overlay attacks on mobile operating systems such as Android. Attackers can either place customized overlays to obscure individual UI components or the entire UI window [11, 51], or exploit the Android developer API to obtain partial control over the system task stack and elevate a background process to replace a foreground app’s UI [11]. These attacks can enable clickjacking, allowing attackers to steal a user’s login credentials or install apps/permissions without user’s awareness [23], and are further facilitated by side-channel attacks that monitor UI states in real-time [15].

A number of techniques can help mitigate these attacks by verifying the authenticity of the GUI. These include the Android Window Integrity (AWI) model that tracks foreground UI states and flags suspicious activities [57], an app vetting tool using static analysis [11], and displaying trust information of the foreground app and a secret image on the navigation bar [11]. In addition, updates in the Android APIs allow developers to specify UI elements to be protected (where OS ignores inputs if another UI window overlaps them), and overlays can no longer obscure critical UI components such as the status bar, navigation bar, and confirmation dialogs [12].

Distinction from VR and Our Work. VR inception attacks are similar in intent as these GUI-based attacks, but are quite

distinctive given the constraints of the VR platforms. First, traditional GUI attacks cannot function in VR, because the attacking app needs to either embed customized overlays on the GUI or covertly switch itself to run in the foreground. In contrast, VR systems today only display a single 3D environment, and does not support overlays. And since background apps cannot render its 3D environment in the background, an attacker app jumping into the foreground would cause a very noticeable disruption to the UI. A fullscreen GUI attack on Android mobile devices has been hypothesized [11] but not designed or implemented.

Another key distinction between VR platforms and traditional operation systems is that inception-based attacks will be more challenging to secure in VR platforms compared to prior GUI-based attacks. First, VR platforms lack the broad range of mechanisms that authenticate endpoints and information flow available in desktop, mobile and browser-based operating systems. For example, there are no abstractions that authenticate VR connections to VR providers, analogous to SSL connections, CAs and server certificates. Second, VR systems are designed to be fully immersive, a goal that often conflicts with requirements of visible security indicators. Navigating these tradeoffs to design usable and effective security indicators in VR is an active and open challenge.

3 Inception Attacks

In the context of VR, we define an **Inception Attack** as:

An attack where the attacker controls and manipulates the user’s interaction with their VR system, by trapping the user inside a single, malicious VR app that masquerades as the full VR system.

An inception attack inserts an attack layer between the user and any external entities, behaving as a hidden layer of indirection. While the user thinks they are interacting normally with their home environment, apps and other users, they are interacting with a *single* malicious app, where everything they input, see and hear can be intercepted, relayed, and possibly altered by the attacker. These include both user input (e.g., voice, motion, keystrokes) and app output (e.g. content from app servers, actions of other users). Therefore, the inception attack has a significantly broader scope and higher potential for damage than existing VR attacks (§2.1).

At a high level, the inception attack is analogous to a man-in-the-middle (MITM) attack in a network, but applied to the VR context. Similar to MITM attacks, inception attacks can be executed by exploiting various security vulnerabilities in today’s VR systems. The specific attack implementation may vary depending on the attacker’s access privileges within the target VR headset. In the following, we discuss the threat model considered by our work and provide an overview of the attack design.

3.1 Threat Model

The Target. We consider a target user who has a standard, clean VR headset with developer mode activated.

There are three reasons why this is quite reasonable. First, developer mode is commonly supported today by a number of VR platforms (Meta Quest, VIVE Focus and PICO), both to improve usability and to unlock appealing features such as adjusting headset resolution, capturing screen content and debugging. Second, there are already reports [66] of millions of VR users today actively enable developer mode for expanded features and because it is required by popular enterprise-grade VR management solutions like ArborXR [8]. Finally, for Android devices, developer mode is a persistent setting that, once activated, remains enabled until manually deactivated.

The Adversary. We make two key assumptions on the adversary. First, we assume the adversary does not have physical access or root access to the target’s VR headset, but can leverage developer mode to run apps and scripts on the target’s VR headset (we discuss multiple ways to do so in §4.1). Second, we assume the adversary has reasonable computing resources to build VR apps, an external server to communicate with the attack app, and their own standard VR headset (same model as the target’s).

Alternative Threat Models. We consider the above threat model because it is realistic and is the most likely set of conditions for the attack. However, it is not the only possible threat model. Later in §8, we broaden our discussion to include alternative threat models that also enable the inception attack.

3.2 Overview of the Attack Process

The attacker performs three sequential tasks to achieve the goal of hijacking the target’s interaction with their VR system.

(1) Build the inception app. The attacker collects headset configuration information and uses it to compile an inception app customized for the target. Hidden in this version is the replicated 3D home environment (see Figure 2) and simulated versions of the apps installed on the target headset. Note that this is a one-time cost. Once compiled, an app can be easily customized to target different users and their configurations.

(2) Activate the inception attack. The attacker installs the inception app on the target’s headset, and runs a background script on the headset to detect when the target signals the system to exit a currently active app. Normally, this signal would prompt the system to return the user to the benign home environment. But the attacker script intercepts and destroys this signal, terminates the current app and initiates the inception app. This silently transitions the user into the simulated home environment, and starts the inception process.

Our decision to activate inception during an app exit is deliberate, as each app exit creates a natural disruption in the user’s immersive experience. The attack can begin seamlessly while avoid user suspicion.



Figure 2: Screenshot of an example 3D home environment with a menu panel for apps, captured on a Meta Quest Pro headset.

(3) Hijack user interactions. Once the headset enters the attacker-replicated home environment, all interactions between an user and the VR system will go through the app, including the apps the user sees and uses. Thus the attacker can control and modify user interactions with any “simulated” app displayed on the fake home environment. Using the method described in (2), our attack ensures that exiting any app will simply return the user to the fake home environment. As such, the user is trapped inside the inception app.

4 Attack Implementation on Meta Quest VR

We now present an implementation of the inception attack on Meta Quest headsets, applicable to all three device versions (Quest 2/3/Pro). In this section, we detail the implementation of the first two tasks in the attack pipeline. Later in §5, we describe the third module using two specific apps: Quest Browser (2D) and VRChat (3D).

To provide context, we first describe the workflow and features of Meta Quest headsets, and how the adversary gets to install and run apps and scripts on the target’s Quest headset.

4.1 Preliminaries: Meta Quest VR

Meta Quest headsets run on Horizon OS [40], a modified version of Android OS. After putting on the headset, a user first sees their 3D home environment and a menu panel of apps (Figure 2). The user clicks on an app icon from the panel to enter the app, and returns to the home environment after exiting the app, typically by pressing the “home” button on the right controller.

Developer Mode. As outlined in our threat model, we assume the target has activated the developer mode on the VR headset. This is done by toggling a switch in the Meta Quest app on the user’s smartphone. Note that developer mode is not perceived as a sensitive configuration like root access, as it neither grants root access to the headset nor permits any root-level operations.

Android Debug Bridge (ADB). Enabling developer mode automatically activates the Android Debug Bridge (ADB), making the headset ready to accept ADB commands. ADB is a command-line tool that allows an individual to command

an Android device (e.g. a Quest headset) with flexibility. It supports functionality like running shell scripts, installing apps, reading device settings, and transferring data via wireless. Disabling ADB requires deactivating developer mode.

Via ADB, a machine can command the device by requesting USB or wireless connection to the device. Furthermore, after installation, an app with ADB client and server packed inside its library, can request access behaving as a wireless ADB connection [60, 63]. Today, it is quite common for benign apps and peripherals to have (wireless) ADB access to Android devices [34, 54, 63]. Many of these apps (e.g. [34]) have millions of active users.

Attacker Obtaining Wireless ADB Access. An attacker machine can run scripts to command a headset remotely by requesting wireless ADB access to the headset. Obtaining such access only requires the machine to be on the same WiFi network as the headset, and requires no credential-based authentication [64]. Since it is common for apps/peripherals to require wireless ADB access, the user would perceive this request as a harmless request (from installed apps or peripherals³.) and grant access by default. Now the attacker can run shell scripts and install apps on the target headset without the user’s awareness.

Attacker Publishing an App with ADB Embedded. Alternatively, the attacker compiles an app (i.e., the inception app) with ADB client and server packed inside. The attacker disguises this app as a useful utility app, publishes and promotes it on popular app sites like SideQuest [66]. When the user installs and runs this app, they must permit the app with ADB access for it to function. Again, access will be easily granted given the frequency of benign ADB requests. Now the app can silently run shell scripts in the background and communicate with the attack server. The scripts continue to run even after the user exits the app.

Either approach can facilitate the attack, whether the target is a particular user (first approach) or an opportunistic attack seeking to spread the attack broadly (second approach). Since the attack proceeds nearly identically for both approaches, we will proceed our discussion assuming the attacker uses the first method.

4.2 Constructing the Inception App

Leveraging ADB access, the attacker runs a shell script to quickly collect headset configuration, and uses them to compile an inception app customized for the target. This customized app contains a replicated 3D home environment used by the target user and simulated versions of the apps installed on the target headset.

³All the wireless ADB requests only display a “Allow USB debugging?” pop-up and the requesting device’s RSA fingerprint. This information is insufficient for users to identify the device type and owner, as shown by [64]

4.2.1 Collecting Headset Configurations

The attacker needs two configuration data: the 3D background used by the home environment, and the list of installed apps and the state. Since 3D backgrounds are stored as APK files on the headset, the attacker only needs to identify the APK file used by the current home. The ADB command `adb logcat` returns a log of system activities including the background APK in use. Since 3D backgrounds typically come from Meta Quest’s built-in options or SideQuest Custom Home [67], once identified, the attacker can obtain the APK from their own headset or download it from SideQuest.

The command `adb shell cmd package list packages` returns a list of installed apps on the headset. Knowing the app names, the attacker can obtain their button images, from either app APKs on their own headset or online sources like Meta App Store. Finally, the attacker can access the state information, such as recently used apps, using `dumpsys`.

4.2.2 Replicating the 3D Home Environment

One can accurately replicate the target’s 3D home environment by focusing on three key aspects: immersive content (the 3D background and app menu, plus monitoring/responding to user inputs), managing app launches and exits, and displaying/configuring device settings.

Replicating the immersive content is straightforward: unpack the background APK file to retrieve the 3D background, arrange app button images in a grid, and display state information, like the most recently opened apps. Other static configurations (cursors, pointers, and the menu bar) can be replicated with high precision. Similarly, recognizing and responding to user inputs is streamlined with Meta’s Interaction SDK [44], which allows developers (including the attacker) to integrate user interactions into their app.

When the user clicks on app A’s button on the home menu (Figure 3), the inception app will transition into running a simulated version of A. When the user exits A (by pressing the controller’s home button or the virtual exit button), the attack script running in the background intercepts the exit signal, halts any subsequent activities, and returns the user to the replicated home environment in the inception app.

Finally, since full immersion requires access to key device elements include WiFi [3], Bluetooth [43] and audio [38], they are automatically granted to all apps. Thus it is easy to display/change them as device settings in the replicated home.

Removing App Splash Screen. One notable distinction between an app and the native home environment is that an app often displays splash screen at launch time (e.g. all apps created with Unity include one by default). This is not the case for the home environment. When packaging the inception app, we easily eliminate the splash screen by using the free Unity Asset Bundle Extractor to adjust app parameters [31].

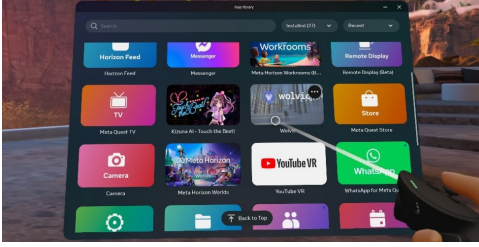


Figure 3: The app library window in the Meta Quest Pro VR home. The user is selecting an app called wolvic.

4.2.3 Simulating the Installed Apps

Simulating all installed apps might initially seem overwhelming, as replicating the development efforts for each app is impractical. Instead, we show that simulating individual apps can be efficiently accomplished through four distinct methods, each providing varying degrees of hijacking capability.

Direct App Call (no hijacking). This is for apps that the attacker does not wish to hijack/control, but needs to replicate to avoid suspicion. Here, the attacker only needs to instruct the fake home environment to call the actual app (installed on the headset). The action of an app sending the user to another app is already supported by Android as one of its main features [5] with ready-to-use plugins [9]. When the user exits this app, the attacker can again transition the user back to the fake home (details in §4.3).

Replicating App GUI (stealing credentials). If the attacker only wants to eavesdrop on the target’s credentials on an app, they only need to replicate the login page of the app. After the target inputs their credentials on the replica, the attacker script loads the original app to the foreground. Notably, if the original app includes a splash screen during loading, this will lead to an extra splash screen that may raise suspicion. One way to mitigate is to first display an app crashing popup and then load the app. Given the common occurrence of Meta Quest apps crashing during loading, this helps minimize suspicion. Finally, upon obtaining the credentials, the replica switches to the dormant mode (i.e. directly loading the original app) until there is a need to record credentials again.

Local Simulation via API Calls (full hijacking). This aims to realize the full immersive hijacking on the app. Although the attacker generally lacks access to the source code, we show that simulation can be efficiently achieved by replicating the app’s GUI and API calls. This is because many VR apps opt to use public APIs [1] to streamline app development and expand compatibility across VR platforms [29]. They use these APIs to interact with app servers and fetch data to display on the headset.

In this case, the replica first clones the app’s GUI and user interaction, similar to the process of replicating the 3D home (§4.2.2). It calls the public APIs to communicate with the app server to fetch data, using the target’s credential obtained via the replicated GUI. After receiving server data, the replica

updates the GUI to display content on the headset. The end result is that the attacker can hijack the target’s app session in multiple ways: (1) eavesdrop on communications between the target and the app server; (2) change the target’s input to the app; (3) modify app data displayed on the target’s headset. Later in §5.1 we use this method to simulate and hijack the Meta Quest Browser app.

Over-the-network Simulation (full hijacking). For all other apps, we design an over-the-network simulation, where the attacker uses a separate VR headset to run the target app. Now the app replica includes two coordinating components: one on the target’s headset and another on the attacker’s headset connected to a computer via USB. The app replica on the target’s headset implements the app GUI and user interaction (like the above), from which it obtains the target’s credentials for the app and forwards them to the attacker’s computer using standard network connections. Using the target’s credentials, the attacker’s headset runs the original app to interact with the app server. As such, the attacker’s headset/computer combination acts like a MITM between the target and the app server, allowing the attacker to manipulate the interaction between the two. Later we describe the details of over-the-network simulation of the 3D VRChat app in §5.2.

4.3 Activating the Inception

After packaging an customized inception app for the target, the attacker installs it on the target headset via ADB. In our experiments, this app is around 700MB, primarily due to the 3D home scene used by the target. This size is comparable to most VR apps and well within the official 4GB limit.

The next step is to start the inception session. As outlined in §3.2, the optimal moment to covertly transition the user into the inception is upon them exiting an 3D app, where they expect to return to the home environment. Instead, the attack brings them back to the replicated home environment without raising suspicion. The attacker achieves this by running a shell script on the headset (see Algorithm 1 in Appendix). It runs in the background to monitor the headset activity using ADB commands `getevent` and `dumpsys`. Upon detecting any signal of an app exit, the script proceeds to stop/remove subsequent activities and activates the inception app. The script continues running and performs the same action whenever it detects an app exit signal, effectively trapping the user inside the inception app.

5 Detailed Hijacking Attacks

To demonstrate the feasibility and impact of immersive hijacking, we simulate two representative VR apps in our inception app and use them to perform multiple hijacking attacks. The two apps are Meta Quest Browser [41], the built-in web browser for Quest headsets, and 3D VRChat [78], a social interaction app with more than 20 million monthly users.

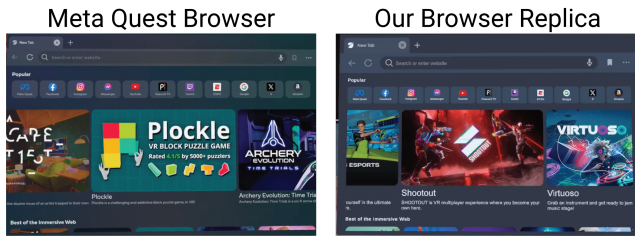


Figure 4: A side-by-side comparison of Meta Quest Browser and our replica. Full size images at Appendix, Figure 10.

5.1 Hijacking Meta Quest Browser

As the built-in browser for Quest headsets, Meta Quest Browser offers immersive web browsing experiences. Users can navigate through interactive websites, enjoy streaming videos on a captivating theater-sized screen, and engage with social media platforms seamlessly. Its popularity has motivated web developers to build attractive, novel web content with immersive experiences.

App Simulation. We build a simulation of the browser app in Unity [74] and package it into our inception app. Since Quest Browser uses public APIs to communicate with web servers (e.g. HTTP requests to access websites), our effort mainly focuses on replicating the browser GUI, displaying website content, and detecting and responding to user inputs.

We clone the browser GUI using Unity UI [75], creating a canvas object as the browser window. We configure it to display various UI elements, including texts, images, buttons, toggles, webpages and more. Unity UI also handles registration of user interactions. For instance, each button element has a `OnClick` function to define the effect of clicking it. To display web content, we use Android WebView library [2, 79] (`loadUrl(the_URL)`) to fetch the content of a website at `the_URL`, and display the content at the corresponding location on the canvas. To access user inputs, we use Meta’s Interaction SDK [44] to monitor and log user’s clicks, drags, and keystrokes on each webpage and their exact locations, and respond to these actions by updating the GUI content and/or sending API calls to web servers to fetch desired contents. Figure 4 provides a side-by-side comparison of screenshots from the actual Meta Quest Browser and our replica. Our replica closely mirrors the real version.

Specific Hijacking Attacks. Using this replica, we successfully executed three attack instances: eavesdropping, modifying website content displayed on the headset, and modifying user input to the browser, all in real-time. We describe each below, including screenshots of attack results.

Attack 1: Eavesdropping on sensitive data: The target uses Quest Browser to access sensitive accounts in banking, corporate, and medical websites. The replica can intercept and log private data, including credentials entered by the target. This is because, using Meta interaction SDK, the replica can accurately track and record cursor movements, keystrokes,

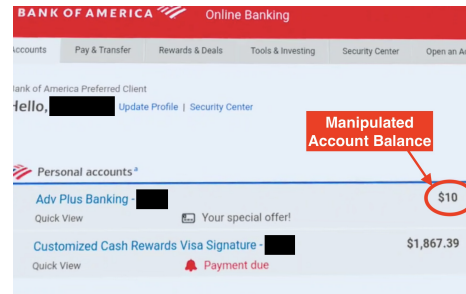


Figure 5: In a banking scenario, the Bank of America server sends the correct account balance to the headset. Our attack modifies this balance to display \$10 on the headset screen.

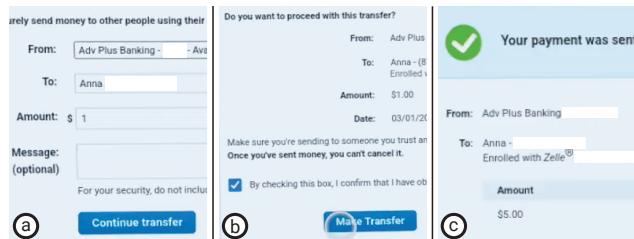


Figure 6: In a Zelle transaction, the transfer amount submitted by the target is altered by our attack before reaching the bank server. (a) The target inputs a \$1 transaction on the web form. Our attack secretly alters it to \$5 before sending it to the server. (b) The target is then taken to a confirmation page to finish the transaction, where our attack sets the amount to \$1 on this page to avoid user detection. (c) The actual transaction amount is \$5, confirmed by the bank. See Figure 11 for a full-sized view.

button presses, and headset motions. It also has complete knowledge of the website’s visual organization. Thus, the attacker can extract user inputs to specific web entries.

Attack 2: Manipulating displayed content (e.g. bank balance): The replica browser can display a modified version of the website content fetched from the server. Consider a banking session. When the target uses the replica to access a bank website, the replica first collects their credentials from its GUI and sends the credentials to the bank server via HTTP requests. After verifying the login credentials, the bank server returns the target’s account information to the headset, including the account balances. While all of these network communications are encrypted using SSL handshakes, the content to be displayed on the headset is encrypted using a key provided by the replica during the handshake. Thus the replica can decrypt and obtain the raw content, and can modify them (e.g. using JS code) before displaying them on the headset. Figure 5 shows a screenshot of the target’s headset display, where we altered their Bank of America account balance to \$10 using few lines of JS code (see Appendix 11.2).

Attack 3: Manipulating target’s input (e.g. payment amount): The attacker can also modify user inputs to the browser replica before using them to generate API calls to web servers. Note that these API calls typically use plain text

and numerical values in the parameter fields.

Figure 6 demonstrates a scenario where the target initiates an e-payment through Zelle in VR, a digital payment service owned by Bank of America. The target requests a \$1 transfer by completing the web form and clicking “Continue Transfer” (Figure 6a). This takes the target to a confirmation page (Figure 6b) to finish the transaction by clicking “Make transfer”. Using a few lines of JS code (Appendix 11.2), we successfully modify the transaction amount to \$5 and modify the amount displayed on the confirmation page to be \$1. Thus the HTTP request sent to the bank server will request \$5 while the user perceives that \$1 is requested. Finally, Figure 6c shows the legitimate bank confirmation where the actual transaction made is \$5. Note that this page should also be modified by the attacker in a practical attack. We leave it this way to demonstrate the success of the attack.

5.2 Hijacking VRChat

In §1 we described an inception scenario where Alice and Madison’s VR date night session is hijacked by Carl. We now describe an implementation of this attack on Quest devices by simulating the 3D VRChat app [78], where the attacker can listen to and modify live audio conversations between Alice and Madison. Note that while the attacker hijacks the interaction of two users, they only need to launch the inception app on one (i.e. Alice).

We choose VRChat because it is the leading platform for VR users to interact with each other through personalized avatars, with more than 20 million monthly users [55]. In its immersive 3D environments, participants engage in conversation, gaming, and romantic encounters like date nights [22]. To safeguard player privacy, VRChat uses private APIs for communication between players and servers.

Over-the-Network App Simulation. We replicate VRChat using over-the-network simulation (§4.2.3). We setup a laptop (Macbook Pro 2019) and an additional Meta Quest headset connected to the laptop via USB (see Figure 7 where the attacker wears the headset). This combo acts as a MITM between the target and the VRChat server. In the following, let Alice be the target of the inception attack and Madison be the one interacting with Alice in VRChat. Figure 8 sketches the attack flow where attacker Carl hosts the laptop/headset combo, in comparison to the benign flow.

To bootstrap the attack, the replica on Alice’s headset replicates the GUI of VRChat, from which it captures Alice’s credentials (of the VRChat account), using the “stealing credential” method discussed in §4.2.3. This enables the attacker headset to run a legitimate VRChat app using Alice’s credentials, which communicates with the VRChat server, and to discover any customizations (e.g. the list of Alice’s favorite VRChat worlds stored in her account) to further fine-tune the VRChat replica on Alice’s headset.

Next time when Alice starts a VRChat session in the fake



Figure 7: A physical setup of the laptop/headset combo used by the attacker. We run a WebSocket server on the laptop which receives Alice’s livestream audio, and feed it into the attacker headset by mounting the earbuds of a wired earphone near the headset microphones. Meanwhile, the audio output of the attacker headset (i.e. Madison’s speech) is feed to the laptop via an audio cable and then livestreamed to the VRChat replica on Alice’s headset.

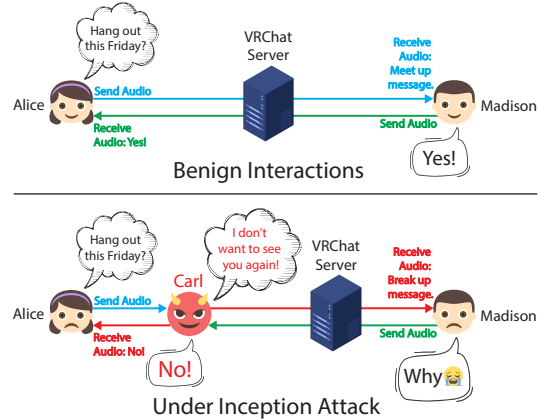


Figure 8: The attacker Carl hijacks Alice and Madison’s VRChat session. Carl monitors and modifies live audio communications, so Alice and Madison hear different conversations. For example, Carl made Alice hear Madison answering “No” to her question of “Hang out this Friday?” although Madison responded “Yes”; Carl crafted Alice’s speech of “I don’t want to see you again!” and sent it to Madison to enforce the breakup.

home environment, the attacker headset will “shadow” her activity in the real VRChat app. Specifically, the replica on Alice’s headset captures her live speech and motion, livestreaming them to the attacker laptop. The laptop then feeds⁴ this data (or a modified version) into the connected headset as Alice’s input to the legitimate app. Simultaneously, the laptop captures the attacker headset’s screen display and incoming audio, i.e. Madison’s audio and avatar, livestreams them (or a modified version) to the replica on Alice’s headset, who replays them to Alice via the GUI.

Overall, this attack process allows the attacker laptop to

⁴We play Alice’s speech on the laptop and feed the audio into the attacker headset by mounting the earbuds of a wired earphone near the headset microphones (as shown by Figure 7). The wearer of the attacker headset mimics the desired motion.

control the visual and audio content experienced by both Alice and Madison. It can generate or modify either of them to hijack the VRChat session.

Key Challenges and Our Solutions. The key challenges in this pipeline are the livestreaming performance (delay/jitter) and the laptop’s ability to modify visual/audio data in real time. For livestreaming, we set up a streaming server on the laptop using Unity’s FMETP STREAM library and configured the replica app on the target’s headset to connect with the attacker laptop via WebSocket. To reduce bandwidth cost, we livestream audio between Alice’s headset and the laptop but not visual frames. In this case, Alice sees Madison’s avatar with motions predefined by the attacker in the replica app. In the setup where the attacker laptop communicates with Alice’s headset via a 5GHz WiFi network, the livestream delay is between 0.4 and 0.6 seconds in both directions. Furthermore, in our user study (§7), the participants did not raise any suspicion.

The task of modifying visual or audio data in real time is more challenging. We run an immediate solution for audio editing using pre-recorded speech data of Alice/Madison. These can be recorded from prior VRChat sessions or generated offline by high-quality voice synthesis models. Figure 9 in Appendix shows screenshots of what Alice and Madison see in their headsets. Later we also evaluate this attack setup using a user study (details in §7), demonstrating its effectiveness at deceiving users.

5.3 Discussion: Implications of the Attack

The attack instances on Quest Browser and VRChat, while limited, highlight the practicality, simplicity of execution, and the extent of potential damage caused by the inception attack. With nearly full control over the application process in real time, the inception attacker possesses the capability to execute diverse, arbitrary malicious actions, from tracking of user behaviors to manipulation of their sensory input/output and immersive experiences. This can be made even stronger with the addition of generative AI tools capable of generating, in real time, a target’s voice of any speech content or 3D avatars and environments that deceive human eyes/ears. As a result, the potential attack vectors are virtually limitless.

6 User Study on Efficacy of Inception Attacks

We perform a user study to evaluate the efficacy of the inception attack in deceiving target users. In particular, we aim to understand two key research questions:

- RQ1: What are the target user’s reactions and responses during the process of an inception attack?
- RQ2: What are their self-reported reactions and reflections after knowing the occurrence of the inception attack?

Ethics. To evaluate our inception attack in a everyday setting, we withhold information about the attack from the par-

ticipants at the beginning of the study. We inform them that the study aims to investigate user experience in interacting with VR apps. This deception study is evaluated and approved by our institutional IRB. No personal data of the participants is retained post-study.

6.1 Study Setup

Participants. We recruited 27 participants from our institution (P1-27), including 5 females, 21 males, and 1 participant who chose not to disclose. The participants range in age from 20 to 30 years old and have varying degrees of familiarity with VR devices. We prioritized finding participants with experience in VR. Among them, 3 participants are experts who use VR devices on a daily basis (P1-3); 6 participants are professional users, regularly using VR devices on a weekly basis (P4-9); 10 participants are knowledgeable users who have had multiple experiences in using VR devices (P10-19); 8 participants are “entry-level” with no prior experience (P20-27). Our study lasts roughly 30 minutes per participant. Each participant is compensated with \$20. Details on participant demographics are listed in the Appendix (Table 2).

Procedure. The study is held inside a large room, and involves one participant at a time. We provide each participant with a Meta Quest Pro headset to immerse themselves in VR. Upon putting on the headset, they find themselves in a legitimate VR home environment. We guide the participant through headset controls and interactions, and allow them to navigate freely until they feel comfortable with the system.

We then invite the participant to explore VR apps and rate their experiences. This task is divided into two parts. In Part I, we ask the participant to access the app library⁵ from the VR home and choose one or two apps to explore. After approximately 10 minutes, we ask the participant to exit the current app, which brings them back to the VR home. The participant then opens the Meta Quest Browser app to rate their experiences on a Google form. Here the form also asks for their institutional ID. To protect the participant, the ID is immediately discarded after the current study. Next in Part II, we ask the participant to repeat the Part I process by exploring two additional apps, exiting the app, then activating the Quest Browser app to fill in the Google form again.

What the participant does not know is that, during Part I, we use WiFi ADB access to secretly install the inception app on their headset and run the script in the background to monitor the headset activity. Thus when the participant exits the app in Part II, the attack script activates the inception app and transitions them to the replicated VR home (§4.3). Therefore, the Quest Browser app they open in Part II is a simulated version inside the inception app, allowing us to record their institutional ID.

⁵The library features 14 popular apps, including Horizon Workrooms, Horizon Worlds, Beat Saber, YouTube VR, and Meta Quest Browser, covering a broad category of office productivity, social networking, gaming, entertainment, to web browsing.

After the above VR session, we debrief the participant, disclosing details about the inception attack and its occurrence within the session. We then interview the participant, asking them to elaborate on their awarenesses and observations about the attack, and reflections on their behaviors in the VR session (details in Appendix 11.5). After obtaining participant consent, we record their vocal responses to the interview. After analyzing all responses, we discard all the audio recordings to protect participants' identity and privacy.

Analysis Procedure. We followed best practices for analyzing open-ended questions [62]. Two interviewers first independently studied notes and recordings to categorize responses into general themes regarding the interviewees' level of suspicion, level of hesitation, and reasons why. They then met to consolidate their code books into a single one while resolving any discrepancy. The final coding category represents sentiments expressed by more than two participants.

6.2 Results

We first present the key observations.

- All 27 participants proceeded with the VR session without any observable suspicion or hesitation, except for one VR expert (P3). Prior to our debriefing, P3 voiced suspicion about Part II, stating that "I would likely investigate the matter if it weren't for the user study."
- After the debriefing, 14⁶ out of the 27 participants recalled discrepancies between Part I and II. Interestingly, all these 14 participants (except P3) attributed the discrepancies they observed to standard VR performance variations or glitches, which did not concern them at all. For the remaining 13 participants, the attack came as a complete surprise since they did not notice any discrepancy.
- Nearly all of the reported discrepancies were cosmetic (e.g., different cursor size, missing status of recent apps) and can be effectively reduced or eliminated by fine-tuning the inception app and improving the precision of context replication. We provide details on the reported discrepancies in Appendix 11.5.

Next, we delve into the reasons for the lack of suspicion, based on the participants' reflections on their behaviors during the VR session.

Reasons for No Suspicion. Our analysis yielded two primary explanations for both highly experienced and less experienced VR users.

- **Accustomed to fluctuating VR operations and glitches.** P1, P2, P4, and P5 who are highly experienced VR users stated that they are accustomed to fluctuations and glitches in VR operations, and tend to perceive any unusual patterns as standard system variations or glitches. Additionally, P1 elaborated that the frequent updates to VR systems contribute to

⁶These 14 participants include 2 expert, 5 professional, 5 knowledgeable, and 2 entry-level VR users.

the difficulty in recognizing (ab)normal operations – "*Even if I notice some differences [in the inception], I wouldn't think they are fake. I will be like [the company] probably did some [system] updates.*"

- **Harmless discrepancies.** Some less experienced users noticed differences between the inception phase (Part II) and the normal phase (Part I). However, they do not perceive them as suspicious or harmful in any way. For example, P13 noticed that the status of recent apps is missing but stated that "*I don't think it was suspicious or anything.*" P14 recalled that the controller cursor is a bit different, but considered the difference benign because "*the interaction still works like when I want to click something, it still works.*"

Reasons for Disclosing Personal Information. Additionally, we are curious about why all the participants disclosed their personal information (institutional ID) in Part II. There are two noteworthy reasons.

- **Trusted settings.** Many have developed trust in reputable enterprises and believe that products offered by these companies are safe to use. In our study, some participants expressed confidence in the safety of using Google Forms on the Meta Quest Browser, considering that both products are supplied by well-established enterprises, e.g., "*I mean the browser seems legitimate. It was again the Meta browser and [...] in the particular Google form so it did not seem like it was an attempt to get my data.*" (P24).
- **Repetitive behaviors.** People tend to autopilot with momentums and habits when it comes to repetitive activities, e.g., we usually key-in the password to unlock our smartphones without hesitation. In our study, each participant responded to a Google form twice, first on a legitimate browser and then on a malicious replica. Several participants mentioned that they thought the second time was the same as before so they just repeated what they did without hesitation. "*I feel like I was going through the same route as before [...] so I do not assume [...] that would steal my identity.*" (P14).

Takeaways. Our user study results demonstrate the efficacy and potency of the inception attack, which successfully deceived 26 out of 27 participants. Even highly experienced users, who use VR devices daily/weekly, were susceptible.

These results also show challenges for individuals to detect and resist inception attacks. In particular, the inherent volatility and glitches in today's VR systems make it challenging to notice minor discrepancies or flag them as suspicious. Furthermore, trust placed on popular apps developed by reputable enterprises, along with habits formed from previous app usage, encourages users to swiftly repeat their usual operations on these apps, without questioning their authenticity.

7 Additional User Study: Hijacking VRChat

We performed another user study on the scenario of hijacking a VRChat session. Different from the previous user study (§6)

where each participant is the target of the inception attack (i.e. Alice), the participant in this new study is the VR counterpart (i.e. Madison) who interacts with the inception target. Using this study, we aim to understand a new research question:

- RQ3: How do VR counterparts react to the target’s interactions that are altered by the inception attack?

Ethics. Following the same reason in §6, we again withhold information about the attack from the participants at the beginning of the study. We inform the participants that the study aims to investigate their experiences in VRChat. This deception study is approved by our institutional IRB and no personal data of the participants is retained post-study.

7.1 Study Setup

Participants. We recruited 3 groups of participants from our institution (7 females, 5 males; age: 23-31). Details on participant demographics are listed in the Appendix (Table 4). Each group has 4 participants. Group 1 (P1-4) are experienced VR users (one expert and three professional VR users). Group 2 (P5-8) are less experienced VR users (two knowledgeable and two entry-level VR users). Group 3 (P9-12) are less experienced VR users, but interact with our interviewer on a daily basis and thus are familiar with their voice, tone, and speaking habits. We explain why we recruited these 3 participant groups below.

Procedure. We provide each participant with a Meta Quest Pro headset to join a legitimate virtual world in VRChat (a virtual beachside cabin). The participant is represented by an avatar in this virtual world. We guide the participant through the controls and interactions of VRChat and the avatar, allowing them to explore freely in this VRChat world. Then, we leave the room and the participant is in the room alone.

After approximately 5 minutes, one of the researchers (the interviewer in a different room) joins the participant’s VRChat world using their own avatar. The participant now sees the interviewer’s avatar and hears their voice. The interviewer then asks the participant to answer 4 questions about their experiences/thoughts on VR systems (e.g., how often do you use VR headsets?). We design these questions to be simple so that the participant is able to pay more attention to other elements in this VRChat interaction, for instance, potential changes in the audio quality caused by the inception attack.

What the participant does not know is that the interviewer in their VRChat world is under the inception attack and thus immersively hijacked by an attacker⁷ throughout the whole interaction. Following the over-the-network implementation discussed in §5.2, the interviewer is using a VRChat replica built by the attacker, and the attacker now relays or modifies the live audio sent to the participant’s headset. Specifically, for the first two questions, the attacker relays

the live audio of the interviewer; for the next two questions, the attacker replaces the live audio with a pre-recording of the interviewer asking the same questions. For clarity, we refer to the VRChat session during the first two questions as Part I and the session during the next two questions as Part II.

After the above VRChat session, we conduct an in-person interview. We ask each participant to elaborate on their experience in the session, and any observation that stood out to them (details in Appendix 11.6). After obtaining participant consent, we record their vocal responses to the interview. We follow the same analysis procedure discussed in §6 and discard all the audio recordings post-analysis.

In this study, we intentionally recruited 3 groups of participants with different levels of VR experiences and also different familiarities with the interviewer’s voice. This is to assess how VR counterparts with different prior knowledge of the target would react to the altered interactions.

7.2 Results

Of the 12 participants, 10 expressed no suspicion. The 2 participants who did voice suspicion were both from Group 3, and they both indicated their concerns were specifically about Part II. However, their reasons for suspicion differed. For P11, it was the lack of response. During VRChat in Part II, P11 requested clarification on one question. However, the attacker had no suitable prerecorded response for this request and did not reply. Consequently, P11 was confused: “In Part II, I felt like I was having a one-sided conversation.” On the other hand, P12 voiced suspicion because one of the prerecorded responses felt too generic and indifferent to them. One explanation is that individuals who are familiar with each other expect more engaging conversations and interactions.

In addition, P9 and P10, also from Group 3, noted that Part II had slightly better audio quality than Part I but did not consider this discrepancy suspicious. This is because the live audio in Part I includes artifacts such as background noise and echos, while the pre-recordings were made in a quieter environment. This can be addressed by adding real-world background noise into the pre-recordings to better represent live conditions.

Finally, none of the participants in Group 1 or 2 voiced any suspicions or artifacts.

Takeaways. Our study shows that the inception attack enables immersive hijacking of user interactions, where the attacker can also deceive the target user’s VR counterparts using pre-recorded audios of the target.

Meanwhile, the attacker must invest more effort to forge speech audio in real-time in order to reliably deceive users who are familiar with the target. As generative AI techniques advance, we anticipate that attackers will soon gain access to tools capable of producing highly realistic audio of any speech content that closely mimics any target’s voice, as well as tools capable of generating/modifying other crucial VR

⁷The attacker is another researcher in a room away from the participant. The attacker’s laptop and headset are connected to our institute’s 5GHz WiFi network, like the headsets of the interviewer and the participant.

elements such as live avatars and 3D virtual environments.

8 Alternative Threat Model & Attack Design

So far, our attack design assumes that the target’s headset has activated developer mode. In this section, we consider a weaker threat model where the target disables developer mode, and discuss attack design and implications.

Alternative Threat Model (Developer Mode Off). With developer mode off, the target’s VR headset can only install apps from the official app store designated by the headset manufacturer. These non-system apps cannot run shell scripts.

The attacker has no access to the headset, but is able to build a generic inception app as a seemingly benign app with hidden inception components. The attacker successfully publishes it on the official app store, and the target user downloads and installs the inception app on the headset.

Attack Design. Unable to run shell scripts, the inception app cannot observe headset activity beyond its own. Thus the idea is to embed a “trigger” inside the app that activates the hidden attack components when the user runs the app. To do so, we propose to include a custom-made “exit” button for the inception app. When a user clicks this button to exit the inception app, they do not leave the app but are transitioned into the simulated home environment, a concealed function inside the inception app. This kicks off the inception attack, just like the original design in §4.3.

Challenges and Implications. This attack design faces two key challenges, both due to the inability to run shell scripts.

The first challenge is closely mimicking customizations on the headset, such as the customized home environment, installed apps, and other device states. Failing to do so could result in considerable discrepancies, thus user suspicion.

We find that, on Meta Quest headsets, this challenge can be (partially) addressed because the app can gather the list of installed packages (apps and background files) using a standard API call [4] and send it to the attack server as standard communication. The server compiles the customized home environment/apps, packages them into an updated version of the inception app, and asks for an app update before the next use. One remaining caveat is that when multiple background files are present on the target headset, the attacker cannot determine which one is in use. Yet they need to choose one, either randomly or based on popularity, and embed its visual content into the updated inception app. This could introduce discrepancies that raise user suspicion.

The second and open challenge is keeping the user trapped inside the inception app. Because the app cannot intercept exit calls, pressing the home button on the controller will always get the user out of the inception app/attack. This limits the frequency of the attack.

Nevertheless, as long as the inception app stays on the VR headset, the target user will repeatedly enter the inception

whenever they run the inception app and click the custom-made “exit” button. Thus the attack still enables immersive hijacking of user interactions.

9 Potential Defenses

Having demonstrated the practicality and effectiveness of the inception attack, we now discuss potential defenses, their efficacy and potential limitations. As a maturing technology, current VR systems lack many of the security mechanisms found on desktop and mobile systems. We categorize potential defenses into three key groups: *attack prevention*, *detection*, and *hardware-based mitigation*.

After examining a broad set of potential strategies, we propose a multifaceted defense pipeline to both increase the cost of launching the attack and reduce the likelihood of its success. Table 1 lists the specific elements in this pipeline along with their attack counterpart. For brevity, we describe these elements below and include a detailed discussion of other strategies in Appendix 11.7.

9.1 Attack Prevention

We first present defense measures aimed at preventing the installation, activation or execution of the inception attack.

Preventing Installation. The obvious choice is *disallowing developer mode*, forcing the attacker to publish the inception app on the official app store and wait for users to install it (§8). Today, Apple VisionPro headsets disallow developer mode while Meta Quest devices support it.

Given that developer mode is an essential feature widely adopted by Quest users (§4.1), fully disabling it on Android-based headsets could be challenging. Thus it is important to *mandate informative tutorials* on the security risks associated with developer mode, and to *minimize the need for enabling developer mode* by migrating important use cases to more controlled environments. While these approaches are more realistic, their protection against the inception attack relies on user choices, making them less reliable.

Even with developer mode disabled, the attacker can still activate inception by publishing a seemingly benign inception app on official app stores (§8). It is crucial that *app stores conduct rigorous testing on apps and their updates* before publishing them. In particular, thorough manual checks can help identify apps that exhibit abnormal behaviors on exiting or those that display home environments.

Preventing Activation. Once the inception app is downloaded onto the headset, a viable defense is to prevent it from getting activated. One approach is *enforcing app certificates*, where the headset requires digital certificates to authenticate and verify the identity of an app before allowing it to run. In this case, the attacker must either obtain a certificate or exploit system flaws to bypass validation [52], significantly increasing the effort and costs required.

Table 1: Elements of our proposed defense pipeline against inception attacks and their attack counterpart

Attack Elements	Defense Elements
Inject the inception app (and the shell script)	- Disallow developer mode (DM) or Minimize the need for DM - Rigorous app tests by app stores
Activate the inception app	- Enforce app certificates - Validate authenticity of app calls
Run the inception app	- Validate authenticity of app calls - Anomaly-based attack detection - Regular headset restarts

Disrupting Attack Execution. Now assuming the inception app is running, we can make it hard and/or costly to operate. Similar to how secure task management could mitigate task hijacking [59], one method is to *prevent non-system apps from calling other apps*, so the inception app must replicate apps using full simulation (§4.2.3) or deploy complex shell scripts to detect the app to be called and then call the app. This raises the attack cost (and latency). However, disabling app-to-app transitions faces practical drawbacks. For VR development, apps often need to initiate other apps and fork processes, especially for multi-scene apps. Disabling this feature increases development costs and reduces app usability.

A practical alternative is to *validate authenticity of app calls*, similar to the client authentication process to resist network MITM attacks [24, 65]. VR headsets can include a source validation process to authenticate app communication/s/transitions, forcing the attacker to either use full app replicas or break the authentication process. Both increase the attack overhead. This validation should also be applied to app calls initiated by shell scripts, making it harder to trap a user inside the inception app. Yet this authentication-based defense is not entirely foolproof [24, 65].

9.2 Attack Detection

Once the attack is in progress, the practical defense is to quickly detect its presence and shut it down. The key to attack detection is identifying anomalies produced by the attack process. Detection can be automated by performing static analysis on the app [11] or by monitoring app and device’s runtime behaviors [11, 58], or it can be performed manually by the user themselves.

Generally speaking, given the inherent complexity of usage behaviors and fluctuating VR performance, achieving reliable attack detection is highly challenging. Furthermore, VR’s immersive and captivating experiences can completely grab and hold the user’s attention, leaving them with reduced alertness and awareness of any subtle indicators of inception attacks.

Below, we illustrate two most promising directions and the challenges they face. Appendix 11.7 present additional potential directions and their limitations.

Detecting Short-lived Home Environment. When the user presses the controller’s “home” button to exit an app, the system automatically initiates an activity call to bring the

legitimate home environment to the foreground. Under an inception attack, the shell script (§4.3) terminates this activity and pushes the inception app to the foreground. This causes the legitimate home to be short-lived. This system behavior, if happened frequently, indicates the presence of the inception attack and identifies the attack app.

The attacker can choose to not always intercept the signal of “home” button, e.g. periodically put the shell script to sleep. This can disrupt the pattern for detection, but also prevents trapping the user in the inception app indefinitely. Alternatively, the attacker can design app replica to encourage the user to press a virtual “exit” button (controlled by the attacker) to exit an app. This raises the attack cost.

Comparing system and user’s perceived app traces. The OS tracks headset activities to generate an app usage trace and visualize the sequence for the user. If this sequence differs from the user’s recollection, they will be alerted. For example, the system logs the inception app, while the user remembers opening VRChat. This defense depends on user awareness and decision-making, making them less reliable. Also presenting this data to VR users poses a challenge, as it inevitably disrupts the immersive experience.

9.3 Hardware-based Mitigation

Hardware defenses provide an offline layer of security independent of potentially compromised software. We discuss several hardware strategies in the Appendix (§11.7). The most viable strategy is *regular headset restarts*. A restart will kill the process running the inception app and make the attack dormant until it is activated again. Although it does not remove the inception app (or the shell script), it mitigates potential harm by reducing the active time of the attack. A downside is significant interruptions to the user experience, since users prefer to resume their progress from their last VR session. Along this line, an extreme strategy is *regular hard reset* that removes all apps.

10 Conclusion

We introduced the *inception attack*, a new, powerful class of immersive hijacking attacks feasible on today’s VR systems. We described an implementation on Meta Quest VR headsets that can eavesdrop and modify everything the VR user sees or hears, and everything sent by the user to VR apps. The result is a wide array of personalized misinformation attacks, from misrepresenting a user’s bank balances and changing value of financial transactions, to modifying real-time audio conversations of two interacting users without their awareness. Results of our user studies validated the potency of these attacks in real world settings.

We believe there is still enough time to design and implement security measures to significantly decrease both the frequency and impact of these attacks. But the clock is ticking. New generations of VR hardware will boost computing

power and enable more powerful inception attacks, e.g. an attacker replacing a VR user with seamless, real-time injection of a generative AI version of their avatar/voice. VR platforms and developers need to act now to improve security on VR systems and educate VR users about potential risks.

References

- [1] Public APIs, 2024. <https://github.com/public-apis/public-apis>.
- [2] Android Developers. Build web apps in webview, 2024. <https://developer.android.com/develop/ui/views/layout/webapps/webview>.
- [3] Android Developers. Connect to the network, 2024. <https://developer.android.com/develop/connectivity/network-ops/connecting>.
- [4] Android Developers. PackageManager, 2024. <https://developer.android.com/reference/android/content/pm/PackageManager>.
- [5] Android Developers. Sending the user to another app, 2024. <https://developer.android.com/training/basics/intents/sending>.
- [6] Anjuna. Secure enclaves: The powerful way to make data secure by default, 2023. <https://www.anjuna.io/resources/what-is-a-secure-enclave>.
- [7] Apple Platform Security. Secure enclave, 2021. <https://support.apple.com/guide/security/secure-enclave-sec59b0b31ff/1/web/1>.
- [8] ArborXR. Device enrollment: Supported methods for enrolling devices into arborxr, 2024. <https://help.arborxr.com/en/collections/3924037-device-enrollment>.
- [9] AstricStore. App launcher, 2024. <https://assetstore.unity.com/packages/tools/integration/app-launcher-20454>.
- [10] Abhinaya S. B., Aafaq Sabir, and Anupam Das. Enabling developers, protecting users: Investigating harassment and safety in VR. In *Proc. of USENIX Security*, 2024.
- [11] Antonio Bianchi, Jacopo Corbetta, Luca Invernizzi, Yanick Fratantonio, Christopher Kruegel, and Giovanni Vigna. What the app is that? deception and countermeasures in the android user interface. In *Proc. of IEEE S&P*, 2015.
- [12] Davide Bove. Sok: The evolution of trusted ui on mobile. In *Proc. of Asia CCS*, 2022.
- [13] Abraham G. Campbell, Thomas Holz, John A. Cosgrove, Mike Harlick, and Tadhg O’Sullivan. Uses of virtual reality for communication in financial services: A case study on comparing different telepresence interfaces: Virtual reality compared to video conferencing. *LNNS*, 2019.
- [14] Peter Casey, Ibrahim Baggili, and Ananya Yarramreddy. Immersive virtual reality attacks and the human joystick. *IEEE Trans. Dependable Secure Comput.*, 2021.
- [15] Qi Alfred Chen, Zhiyun Qian, and Z. Morley Mao. Peeking into your app without actually seeing it: UI state inference and novel android attacks. In *Proc. of USENIX Security*, 2014.
- [16] Kaiming Cheng et al. When the user is inside the user interface: An empirical study of UI security properties in augmented reality. In *Proc. of USENIX Security*, 2024.
- [17] Kaiming Cheng, Jeffery F. Tian, Tadayoshi Kohno, and Franziska Roesner. Exploring user reactions and mental models towards perceptual manipulation attacks in mixed reality. In *Proc. of USENIX Security*, 2023.
- [18] Philippe De Ryck, Nick Nikiforakis, Lieven Desmet, and Wouter Joosen. Tabshots: client-side detection of tabnabbing attacks. In *Proc. of Asia CCS*, 2013.
- [19] Brandon Falk, Yan Meng, Yuxia Zhan, and Haojin Zhu. Poster: Reavatar: Virtual reality de-anonymization attack through correlating movement signatures. In *Proc. of CCS*, 2021.
- [20] Adeel Faruki et al. Virtual reality as an adjunct to anesthesia in the operating room. *Trials*, 2019.
- [21] Adrienne Porter Felt and David Wagner. Phishing on mobile devices. *Web 2.0 Security and Privacy*, 2011.
- [22] flirtual. The first VR dating app, 2024. <https://flirtu.al>.
- [23] Yanick Fratantonio, Chenxiong Qian, Simon P. Chung, and Wenke Lee. Cloak and dagger: From two permissions to complete control of the ui feedback loop. In *Proc. of IEEE S&P*, 2017.
- [24] Martin Georgiev, Subodh Iyengar, Suman Jana, Rishita Anubhai, Dan Boneh, and Vitaly Shmatikov. The most dangerous code in the world: Validating SSL certificates in non-browser software. In *Proc. of CCS*, 2012.
- [25] Sindhu Reddy Kalathur Gopal, Diksha Shukla, James David Wheelock, and Nitesh Saxena. Hidden reality: Caution, your hand gesture inputs in the immersive virtual world are visible to all! In *Proc. of USENIX Security*, 2023.

- [26] Christian Göttel, Pascal Felber, and Valerio Schiavoni. Developing secure services for IoT with OP-TEE: A first look at performance and usability. In *Proc. of DAIS*, 2019.
- [27] Saulius Griškėnas. Secure enclaves: The key to data security, 2023. <https://nordvpn.com/blog/secure-enclave/>.
- [28] Lin-Shung Huang, Alex Moshchuk, Helen J. Wang, Stuart Schechter, and Collin Jackson. Clickjacking: Attacks and defenses. In *Proc. of USENIX Security*, 2012.
- [29] IBM. What is an application programming interface (API)?, 2024. <https://www.ibm.com/topics/api>.
- [30] Lasse Jensen and Flemming Konradsen. A review of the use of virtual reality head-mounted displays in education and training. *Education and Information Technologies*, 2018.
- [31] kiraio-moe. Remove unity splash screen, 2024. <https://github.com/kiraio-moe/remove-unity-splash-screen>.
- [32] Katleho Limakatso. How virtual and augmented reality are changing healthcare, 2023. <https://healthnews.com/news/virtual-and-augmented-reality-boom-in-healthcare/>.
- [33] Zhen Ling, Zupei Li, Chen Chen, Junzhou Luo, Wei Yu, and Xinwen Fu. I know what you enter on Gear VR. In *Proc. of IEEE CNS*, 2019.
- [34] LlamaLab. Automate, 2024. <https://llamalab.com/automate/>.
- [35] Shiqing Luo, Xinyu Hu, and Zhisheng Yan. Holologger: Keystroke inference on mixed reality head mounted displays. In *Proc. of IEEE VR*, 2022.
- [36] Shiqing Luo, Anh Nguyen, Hafsa Farooq, Kun Sun, and Zhisheng Yan. Eavesdropping on controller acoustic emanation for keystroke inference attack in virtual reality. In *Proc. of NDSS*, 2024.
- [37] James Ménétrety et al. A holistic approach for trustworthy distributed systems with WebAssembly and TEEs. In *Proc. of OPODIS*, 2024.
- [38] Meta. Build immersive audio experiences with audio SDK, 2024. <https://developer.oculus.com/blog/build-immersive-audio-experiences-meta-quest-sdk/>.
- [39] Meta. Creativity & Design: Spark stunning creativity with 3D design tools that bring your ideas to life, 2024. <https://forwork.meta.com/vr-creativity-design>.
- [40] Meta. Introducing our open mixed reality ecosystem, 2024. <https://about.fb.com/news/2024/04/introducing-our-open-mixed-reality-ecosystem/>.
- [41] Meta. Meta Quest browser, 2024. <https://www.meta.com/experiences/1916519981771802/>.
- [42] Meta. Meta Quest for Business, 2024. <https://forwork.meta.com/quest/business-subscription/>.
- [43] Meta. Tracked keyboards for Meta Quest, 2024. <https://www.meta.com/help/quest/articles/headsets-and-accessories/meta-quest-accessories/tracked-keyboards-meta-quest/>.
- [44] Meta Quest. Interaction SDK overview, 2024. <https://developer.oculus.com/documentation/unity/unity-isdk-interaction-sdk-overview/>.
- [45] MIT Technology Review Insights. Augmenting the realities of work, 2023. <https://www.technologyreview.com/2023/11/29/1083726/augmenting-the-realities-of-work/>.
- [46] Gonzalo Munilla Garrido, Vivek Nair, and Dawn Song. SoK: Data privacy in virtual reality. *Proc. of PETS*, 2024.
- [47] Vivek Nair et al. Unique identification of 50,000+ virtual reality users from head & hand motion data. In *Proc. of USENIX Security*, 2023.
- [48] Vivek Nair, Gonzalo Munilla Garrido, Dawn Song, and James O'Brien. Exploring the privacy risks of adversarial VR game design. *Proc. of PETS*, 2023.
- [49] Anh Nguyen, Xiaokuan Zhang, and Zhisheng Yan. Penetration vision through virtual reality headsets: Identifying 360-degree videos from head movements. In *Proc. of USENIX Security*, 2024.
- [50] Marcus Niemietz. Ui redressing: Attacks and countermeasures revisited. in *CONFidence*, 2011.
- [51] Marcus Niemietz and Jörg Schwenk. UI redressing attacks on android devices. *Black Hat Abu Dhabi*, 2012.
- [52] Marten Oltrogge, Nicolas Huaman, Sabrina Amft, Yasemin Acar, Michael Backes, and Sascha Fahl. Why Eve and Mallory still love android: Revisiting TLS (in)security in android applications. In *Proc. of USENIX Security*, 2021.
- [53] OWASP. Clickjacking defense cheat sheet, 2024. https://cheatsheetseries.owasp.org/cheatsheets/Clickjacking_Defense_Cheat_Sheet.html.

- [54] petermg. The ocular migraine: Dev Mode master control program, 2024. <https://github.com/petermg/TheOcularMigraineMCP>.
- [55] Player Counter. VRChat player count and statistics 2023, 2024. <https://playercounter.com/vrchat/>.
- [56] Jaziar Radianti, Tim A. Majchrzak, Jennifer Fromm, and Isabell Wohlgenannt. A systematic review of immersive virtual reality applications for higher education: Design elements, lessons learned, and research agenda. *Computers & Education*, 2020.
- [57] Chuangang Ren, Peng Liu, and Sencun Zhu. Window-guard: Systematic protection of gui security in android. In *Proc. of NDSS*, 2017.
- [58] Chuangang Ren, Peng Liu, and Sencun Zhu. Window-guard: Systematic protection of GUI security in android. In *Proc. of NDSS*, 2017.
- [59] Chuangang Ren, Yulong Zhang, Hui Xue, Tao Wei, and Peng Liu. Towards discovering and understanding task hijacking in android. In *Proc. of USENIX Security*, 2015.
- [60] RikkaApps. Shizuku, 2024. <https://shizuku.rikka.app/guide/setup/>.
- [61] Mohd Sabra, Nisha Vinayaga Sureshkanth, Ari Sharma, Anindya Maiti, and Murtuza Jadliwala. Exploiting out-of-band motion sensor data to de-anonymize virtual reality users. *Proc. of WiSec*, 2023.
- [62] Johnny Saldaña. The coding manual for qualitative researchers. 2021.
- [63] Tim Schneeberger. awesome-shizuku, 2024. <https://github.com/timschneeb/awesome-shizuku>.
- [64] Joachim Schuster. Check the computer’s RSA key fingerprint, 2024. <https://joachimschuster.de/posts/debug-on-device-rsa-fingerprint/>.
- [65] Maliheh Shirvanian and Nitesh Saxena. Wiretapping via mimicry: Short voice imitation man-in-the-middle attacks on crypto phones. In *Proc. of CCS*, 2014.
- [66] SideQuest. Sidequest turns 3: New features & 2.2 million monthly active users, 2022. <https://www.uploadvr.com/sidequest-turns-3-sponsored/>.
- [67] SideQuest. Custom home, 2024. <https://sidequestvr.com/apps/customhome/0/rating>.
- [68] Bill Siwicki. What the metaverse and virtual reality can contribute to healthcare, 2023. <https://www.healthcareitnews.com/news/what-metaverse-and-virtual-reality-can-contribute-healthcare>.
- [69] Carter Slocum, Yicheng Zhang, Nael Abu-Ghazaleh, and Jiasi Chen. Going through the motions: AR/VR keylogging from user head motions. In *Proc. of USENIX Security*, 2023.
- [70] Carter Slocum, Yicheng Zhang, Erfan Shayegani, Pedram Zaree, Nael Abu-Ghazaleh, and Jiasi Chen. That doesn’t go there: Attacks on shared state in Multi-User augmented reality applications. In *Proc. of USENIX Security*, 2024.
- [71] Zihao Su et al. Remote keylogging attacks in multi-user VR applications. In *Proc. of USENIX Security*, 2024.
- [72] Maki Sugimoto. *Cloud XR (Extended Reality: Virtual Reality, Augmented Reality, Mixed Reality) and 5G Mobile Communication System for Medical Image-Guided Holographic Surgery and Telemedicine*. 2022.
- [73] Wen-Jie Tseng, Elise Bonnal, Mark McGill, Mohamed Khamis, Eric Lecolinet, Samuel Huron, and Jan Gugenheim. The dark side of perceptual manipulations in virtual reality. In *Proc. of CHI*, 2022.
- [74] Unity. Real-time development platform, 2024. <https://unity.com>.
- [75] Unity. Unity UI: Unity user interface, 2024. <https://docs.unity3d.com/Packages/com.unity.ugui@1.0/manual/index.html>.
- [76] Verizon. 2023 mobile security index white paper. 11 2023.
- [77] Martin Vondráček, Ibrahim Baggili, and Peter Casey. Rise of the metaverse’s immersive virtual reality malware and the man-in-the-room attack & defenses. *Computers & Security*, 2022.
- [78] VRChat. Create, share, play, 2024. <https://hello.vrchat.com>.
- [79] Vuplex. 3D webview: the ultimate cross-platform web browser for unity, 2024. <https://developer.vuplex.com/webview/overview>.
- [80] Zhuolin Yang, Zain Sarwar, Iris Hwang, Ronik Bhaskar, Ben Y. Zhao, and Haitao Zheng. Can virtual reality protect users from keystroke inference attacks? In *Proc. of USENIX Security*, 2024.
- [81] Yicheng Zhang, Carter Slocum, Jiasi Chen, and Nael Abu-Ghazaleh. It’s all in your head(set): Side-channel attacks on AR/VR systems. In *Proc. of USENIX Security*, 2023.

11 Appendix

11.1 Additional Materials for §4.3

Algorithm 1 lists the shell script used to activate the inception attack.

Algorithm 1: Snippet of the shell script

```
#!/system/bin/sh

getevent -l | awk '
/EV_KEY          KEY_FORWARD          UP/ {
    system("am force-stop `dumpsys activity |
        grep top-activity |
        grep -o 'com.*/' |
        tr -d '/'`)")
    system("am start -n inception_app")
}
```

11.2 Additional Materials for §5.1

The balance alteration is done by executing the following JS code in the replica browser via [79]:

```
document.getElementsByClassName(
    'balanceValue TL_NPI_L1'
)[0].innerHTML = '$10';
```

The following JS code modifies the transaction amount to \$5.

```
document.getElementById('btnModalSave')
    .addEventListener('mouseover', () => {
    document.getElementById('txtAmount')
        .value = '5';
    });
```

And the attacker modifies the amount displayed on the confirmation page via the JS code below:

```
document.getElementById('transfer-amount')
    .innerHTML = '$1.00';
```

11.3 Additional Materials for §5.2

Figure 9 show the screenshots of what Alice and Madison see in their VR headsets during a VRChat session hijacked by the inception attacker Carl.



Figure 9: The left figure is Alice’s view in a VRChat replica crafted by Carl. The right is Madison’s view in the legitimate VRChat app, where Alice is impersonated by Carl.

11.4 Full-sized Views of Figure 4 and Figure 6

Figure 10 provides a full-sized view of Figure 4, and Figure 11 is an enlarged view of Figure 6.

11.5 Additional Materials for §6

Table 2 lists demographic information of participants (P1-P27) recruited for our user study in §6.

Types of VR Users	Participant	Age	Gender
Expert	P1	30	M
	P2	26	M
	P3	30	M
Professional	P4	27	M
	P5	25	F
	P6	20	M
	P7	25	M
	P8	26	M
	P9	28	M
Knowledgeable	P10	21	M
	P11	25	M
	P12	25	M
	P13	20	F
	P14	25	F
	P15	20	P
	P16	20	M
	P17	27	M
	P18	21	M
	P19	27	F
Entry-level	P20	25	M
	P21	23	M
	P22	25	M
	P23	26	M
	P24	23	M
	P25	20	F
	P26	26	M
	P27	21	M

Table 2: Demographic information of the participants in our user study in §6. F: female. M: male. P: prefer not to disclose.

Table 3 reports the mean and standard deviation of the VR home loading time (in seconds), which vary across trials and applications. The results show that the inception attack results in an average increase of only 1.5 seconds.

	Exiting Application			
	Beat Saber	Meta Horizons	Bigsreen	Rec Room
No attack	8.10 ± 0.68	7.55 ± 0.74	8.30 ± 0.64	8.10 ± 0.68
Inception	9.41 ± 0.64	8.98 ± 0.73	9.62 ± 0.68	9.69 ± 0.72

Table 3: Measured loading time (seconds) of the VR home environment after exiting an app (mean±std) under “no attack” and “inception attack” scenarios, across 10 trials per app. The extra delay (≈ 1.5 seconds) observed under the inception attack is spent on loading the app assets and scenes.

Observed Discrepancies

- P2, P9, P10, and P26 recalled that a system popup was missing in Part II. In Part I (no inception), when pressing the “home” button to exit an app, a popup will appear and ask the user to confirm the action of exiting the app.
- P3, P7, and P13 recalled that the status of recent apps is not displayed in the VR home in Part II⁸. In particular, P3 stated

⁸Indeed, the simulated VR home used to run this user study did not display the status of recent apps because, at the time, we did not perceive it as necessary or significant.

that “[The fact that] it didn’t memorize the previous states that I have [really bothers me].”

- P9 and P14 reported that the controllers are a bit different. P14 noted that “I think the [cursor] beam [of the controllers] is shorter [compared to the legitimate one].”
- P4, P14, P18, and P21 reported that few UI components are less responsive in Part II.
- P5, P9, and P12 noticed that the loading time of the “VR home” during inception is slightly longer.

The first four types of discrepancies can be effectively addressed by improving the replicas of VR elements with greater precision. For instance, the system popup is essentially a 2D app, which the attacker can easily replicate. The attacker can access the state information (i.e., recent app history) via an ADB command: `dumpsys` during bootstrapping.

The **loading time discrepancy** is caused by the difference in how VR loads the home environment versus initializing an app. Initiating a 3D app requires decompressing assets and loading the 3D scene, which may take extra time. To gain deeper insights, we measure loading times in both normal and inception scenarios, as the duration from the user’s initiation of exiting an app to the appearance of the home environment. Here we vary the app being closed and perform 10 trials per app, while ensuring a consistent 100% battery charge throughout the measurement. Table 3 in Appendix reports the mean and standard deviation of the loading time (in seconds), which vary across trials and applications. The inception attack results in an average increase of only 1.5 seconds. Considering the inherent variability in VR performance over time, such deviations may not trigger suspicion among users. This observation is further supported by the feedback we gathered from user responses (§6).

We note that this time discrepancy only occurs when activating the inception attack, because loading the inception app takes longer than loading the original home environment. After that, the perceived VR home loading time is nearly identical to the no attack scenario (since the app assets and scenes are already loaded).

Interview Questions in §6

1. Did you observe any suspicious occurrence? If any, why they made you suspicious?
2. Did you observe any unusual occurrence? If any, why they did not make you suspicious?
3. Did you hesitate when disclosing your personal information? Please elaborate.

11.6 Additional Materials for §7

Interview Questions in §7

1. How do you feel about your experience in Part I? The experience includes your interactions with the interviewer, visuals and audios in the VR environment.

2. How do you feel about your experience in Part II?
3. Please name the differences between Part I and II.

Table 4 lists demographic information of participants (P1-P12) recruited for our user study in §7.

User Group	Participant	Age	Gender
Group 1	P1	28	M
	P2	31	M
	P3	26	F
	P4	26	M
Group 2	P5	28	M
	P6	28	F
	P7	26	F
	P8	26	F
Group 3	P9	26	F
	P10	23	M
	P11	28	F
	P12	24	F

Table 4: Demographic information of the participants in our user study in §7. F: female. M: male.

11.7 Additional Defense Strategies

In our search of defenses against the inception attacks, we have explored a wide range of potential strategies and formulated a multifaceted defense pipeline, as described in §9. Below, we discuss additional potential defense strategies that were not included in the proposed pipeline.

Defenses via Prevention. Here we list additional defense measures aimed at preventing the installation, activation or execution of the inception attacks.

- **Prevent installation.** We present two additional strategies to prevent inception from installing. One is to **add secure authentication to networking ports**. Intuitively, requiring stronger authentication on networking ports would limit the installation of inception attacks through unauthorized remote connections. However, this protection is ineffective against insider attacks (e.g. in enterprise settings) where the attacker’s device is already authenticated by the target. Furthermore, as discussed in §4.1, publishing the inception app with ADB embedded can still obtain ADB access (since the device requesting it is the headset itself). In both cases, secure authentication fails to provide protection. Another strategy is to use **safe bootloader and secure enclave**. A secure enclave is a processor isolated from the main application processor, storing cryptographic keys and keeping them inaccessible from the rest of the system. During startup, the secure enclave verifies the bootloader, operating system kernel, and privileged processes, thereby protecting the integrity of the entire boot process. Approaches like these would prevent the inception app from installing as part of the OS or running on the headset. As such, safe bootloader is a powerful defense, since it disables the attack even if the adversary gains physical access to the headset and tries to

launch the inception directly. Unfortunately, the capacity of secure enclave is limited, often used to store keys and biometric data. It is far from scaling to the entire OS [7, 26, 27]. Thus the practicality of this defense strategy is low given its complexity and high cost in implementation [6, 37].

- **Prevent activation.** Another mechanism under this category is to *enforce the kiosk mode*. In the enterprise setting, turning on the kiosk mode can restrict the set of apps that the user can interact with. But it significantly limits the flexibility and increases operational costs. We also note two additional caveats: 1) some enterprises allow employees to use personal headsets for work, and this defense cannot be implemented; 2) the machine/server that manages the use of the kiosk mode is not immune to the attack: if compromised, the entire system would fall under control by the attacker.
- **Prevent inception app from calling other apps.** In addition to the techniques discussed in §9.1, we also consider *enforcing uni-processing for 3D VR apps*, which is already in place on Meta Quest VR headsets. Due to performance limitations, Meta Quest devices only support the running of a single 3D environment at a time and immediately stop the previous 3D app when launching a new one. Therefore, if the inception app chooses to directly call a 3D app (§4.2.3), the inception app itself will stop. However, this has little/limited impact on the attack since the shell script (§4.3) will reactivate the inception app when the current 3D app exits.
- **Prevent user access to OS shell.** The inception attack runs shell scripts to detect when the user exits an app and then activates the inception app, and to collect configuration information of the headset to replicate the home environment at a high precision. Disabling user access to the OS shell blocks an attacker from executing these scripts, which would reduce the effectiveness and stealthiness of the inception attacks. However, doing so also disables legitimate headset users from communicating with the OS, e.g. the user can no longer run customized processes, kill processes, or change system settings. Thus, disabling OS shell access could be highly challenging to enforce in practice. Finally, this defense cannot stop app-based inception attacks (§8).

Defenses via Attack Detection. Attack detection can be done automatically by monitoring and profiling app/device behaviors or manually by the VR user. Here we discuss in detail three additional directions and their limitations.

- **Control flow monitoring.** When app calling is supported for non-system apps, it enables the inception app to call other apps to implement low-cost app replication. A detection mechanism can exploit app behaviors, as the inception app potentially raises suspicion with more frequent and diverse app calling than legitimate apps. However, apps have complex and user-driven flows, which poses challenges to benchmarking a benign control flow measurement. Also, as VR integrates more into workflows, app calling between

legitimate apps may become more common, making the distinction harder to detect. Hence, detection mechanisms relying on control flow may generate many false alarms.

- **Performance profiling.** Performance statistics like delay and power consumption may increase when the inception app is running. Measuring these metrics may provide information that aids detection. The system could monitor parameters like CPU/GPU usage, memory access patterns, system calls, API calls, etc., to establish a baseline, and alert if performance deviates significantly. However, with the unpredictable nature of user behavior, these metrics are inherently noisy and the detection mechanism is likely inaccurate. Moreover, the attacker’s ability to adapt can introduce further challenges, as the inception app could be carefully crafted to mimic the performance profile of benign apps, making detection more intractable.
- **Educating users.** Users might notice subtle anomalies but dismiss them as bugs or glitches (see our user study in §6). Inception may be detected if users are aware of this form of attacks and are alert to minor changes in appearance or experience. Furthermore, users can introduce frequent customization of VR home features, e.g., background, to make it harder for the attacker to replicate their home environment at a high precision. On the other hand, user self-detection of cyber attacks tends to be challenging and unreliable in general. Specifically for VR, with users accustomed to imperfect VR systems, this defense is unlikely to be effective. Here we also note that the immersive and captivating experiences provided by VR systems could “overwhelm” the users and diminish their alertness and awareness of any subtle indicators of the inception attacks. And new generations of VR systems (thorough either hardware or software advances) will only amplify the effect of overwhelmingness even further.

Defenses via Hardware. In addition to regular restarts, another defense technique on the hardware side is *regular hard resets*. Hard-resetting the headset wipes the device and hence completely removes the inception app and the shell script. The adversary would need to inject the inception app again to attack the user. We note that wiping the device significantly disrupts user experience, hence this defense is quite extreme. Finally, the previously described use of *a safe bootloader and secure enclave* is also a hardware-based defense strategy. Although highly effective, its practical deployment is hindered by significant cost issues, particularly for mobile devices including VR headsets.

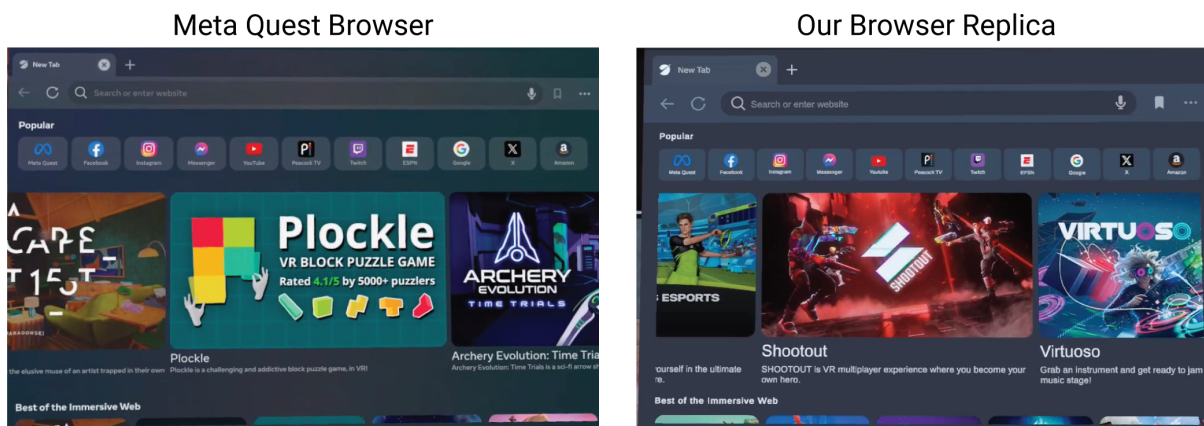


Figure 10: Full-sized version of Figure 4: A side-by-side comparison of the screenshots of the Meta Quest Browser and our replica. Here we can observe some subtle differences between the two.

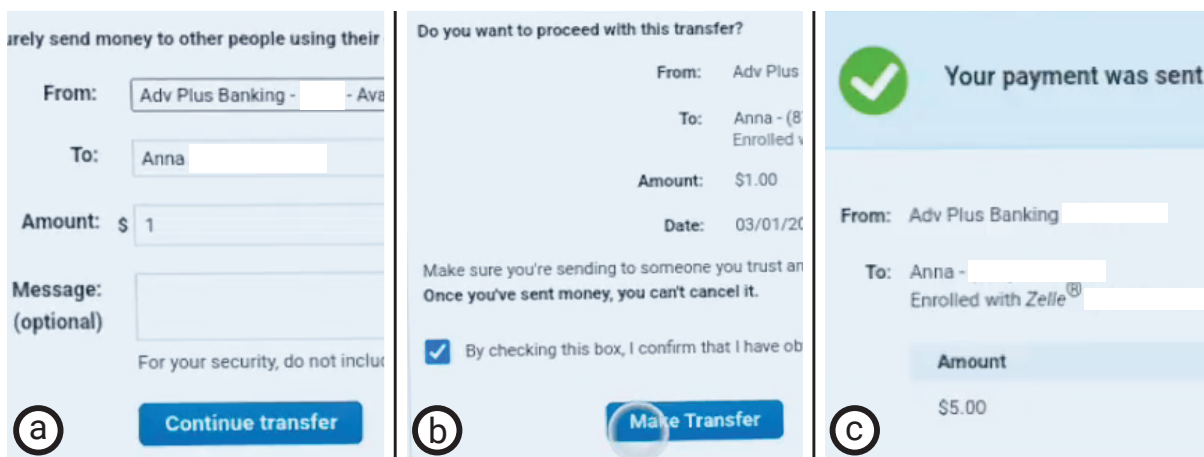


Figure 11: Full-sized version of Figure 6: In a Zelle transaction, the transfer amount submitted by the target is altered by our attack before reaching the bank server. (a) The target initializes a \$1 transaction by filling out the web form. Our attack secretly alters the amount to \$5 before sending it to the server. (b) The target is then taken to a confirmation page to finish the transaction, where our attack sets the amount to \$1 on the confirmation page to avoid user suspicion. (c) The actual transaction amount is \$5, confirmed by the bank.