

Theory of Multimode Squeezed Light Generation in Lossy Media

Denis A. Kopylov^{1,2}, Torsten Meier^{1,2}, and Polina R. Sharapova¹

¹Department of Physics, Paderborn University, Warburger Straße 100, D-33098 Paderborn, Germany

²Institute for Photonic Quantum Systems (PhoQS), Paderborn University, Warburger Straße 100, D-33098 Paderborn, Germany

A unified theoretical approach to describe the properties of multimode squeezed light generated in a lossy medium is presented. This approach is valid for Markovian environments and includes both a model of discrete losses based on the beamsplitter approach and a generalized continuous loss model based on the spatial Langevin equation. For an important class of Gaussian states, we derive master equations for the second-order correlation functions and illustrate their solution for both frequency-independent and frequency-dependent losses. Studying the mode structure, we demonstrate that in a lossy environment no broadband basis without quadrature correlations between the different broadband modes exists. Therefore, various techniques and strategies to introduce broadband modes can be considered. We show that the Mercer expansion and the Williamson decomposition do not provide modes in which the maximal squeezing contained in the system can be measured. In turn, we find a new broadband basis that maximizes squeezing in the lossy system and present an algorithm to construct it.

1 Introduction

Nowadays, squeezed light is of great interest in various fields of science due its non-classical properties and simple generation. One of the common ways to generate squeezed light constitutes the use of single-pass optical parametric amplifiers based on parametric down-conversion (PDC) or four-wave-mixing (FWM) processes [1, 2]. Such sources provide not only efficient ways to gener-

ate biphoton pairs and squeezed states, but also can be used in more advanced circuits to generate non-Gaussian states of light [3].

To efficiently generate squeezed states of light in such sources, pulsed lasers are required. However, unlike monochromatic pumping, where the spectral components of PDC light are pairwise correlated [1, 4, 5, 6], pulsed pumping results in the simultaneous coupling of various monochromatic components. As a result, the input-output relations for the annihilation and creation operators have the form of a Bogoliubov transformation, where each output plane-wave operator is connected with a set of input operators. With the use of the Bloch-Messiah reduction (BMr) [7, 8], the PDC input-output relations can be diagonalized by introducing a new basis of broadband modes, the so-called Schmidt modes [9, 10]. As a consequence, the output state can be interpreted as a set of independent squeezers. A framework of independent broadband squeezers significantly simplifies the use of squeezed light in various applications, such as quantum information protocols [11], quantum state engineering [12, 13], etc. However, for these purposes all local oscillators, projections, or demultiplexers must be prepared in the Schmidt-mode basis, which makes finding the correct broadband basis an important task.

In order to find the Schmidt-mode basis, various approximations, such as narrowband pumping [14] or spatially-averaged Heisenberg equations [15, 16, 17, 18], can be used. These approximations allow for analytical treatment of the problem, but provide only qualitative solutions for the Bogoliubov transformation. In turn, quantitative solutions that take into account the spatial-ordering, can only be obtained numerically [19, 20, 21, 22]. The main disadvantage of the above approaches is the absence of internal losses which, however, are present in any dielectric medium, e.g., due to absorption.

Denis A. Kopylov: denis.kopylov@uni-paderborn.de

Therefore the correct quantum field dynamics should be described by the spatial Langevin equation [1, 2, 23, 24]. When PDC is generated in transparent bulk nonlinear crystals the absorption is small enough to be neglected, however, internal losses can be significant for structured media like waveguides, where the guided light can be lost due to scattering from surface roughness [25]. In addition, losses may appear due to the presence of polaritons [26], atomic transitions [27] or additional nonlinear processes [28]. Most of the existing models of squeezed light generation in a lossy medium are developed either for the bi-photon regime [29, 30, 31, 32] or using the monochromatic pump approximation [1, 4, 33, 34, 35, 36, 37, 38]. Consequently, these models are not valid for the pulsed multimode squeezed light in the high-gain regime. In contrast, models with discrete losses, in which virtual beamsplitters are added between lossless media, have been shown to provide a simple and powerful approach for both the low-gain [29, 31] and high-gain [39, 40] regimes. However, the main disadvantage of this approach is the decrease in computational stability with increasing gain and losses. Thus, there is a huge demand for alternative approaches and numerical schemes.

The state of generated PDC light in a lossy medium is not pure, therefore the BMr is invalid and the basis of broadband Schmidt modes is not well defined. The problem of finding the proper basis is crucial for applications and protocols that use frequency filtering of multimode squeezed light [41, 42, 43]. Moreover, many continuous variable quantum information protocols [44] require high squeezing, so, similar to the lossless case, it is important to find a basis with the highest possible squeezing for the chosen lossy system.

There are at least two well-known methods for finding the broadband modes which are valid for non-pure states. One of them is the so-called Mercer expansion, namely the diagonalization of the first-order coherence function. This approach was introduced by E. Wolf and is widely used in classical coherence theory [45, 46]. In turn, for quantum Gaussian states, the commonly used methods is the Williamson decomposition [9, 44] of the covariance matrix. The Williamson decomposition allows one to represent an arbitrary Gaussian state as a multimode thermal state amplified by a multimode squeezer and is

widely used for squeezing extraction, see, e.g., Refs. [40, 47]. However, in a lossy system, neither the Mercer expansion, nor the Williamson decomposition guarantees that the maximal squeezing can be achieved in these bases.

In this paper, we present a unified theoretical approach to describe multimode squeezed light generation in lossy media. Our approach includes both a discrete loss model based on a set of beam-splitters and a continuous loss model based on the spatial Langevin equation. For Gaussian input states and a non-displaced Markovian Gaussian environment, we derive a set of master equations for the second-order correlation functions. To introduce broadband modes of lossy PDC, we consider the Mercer expansion and the Williamson decomposition and demonstrate that these bases are not optimal for squeezing measurement. In addition, we present an algorithm for the construction of a basis in which the upper bound of squeezing for multimode PDC can be reached. The properties of broadband modes determined with the use of different bases are demonstrated and discussed.

This paper is organized as follows. In 2.1, 2.2 we define the relevant quantities, consider the main properties of Gaussian states and present a description of lossless multimode PDC. Section 2.3 presents a discrete model of losses based on the beamsplitter approach, where the solution is found using the transfer matrix method for the Bogoliubov transformation. In section 2.4 a continuous model of losses based on the Langevin equation is presented and the master equations for second-order correlation matrices are derived. In section 2.5 we consider two well-known algorithms to determine broadband modes of squeezed light (Mercer expansion and Williamson decomposition) and compare them with the developed here algorithm which allows us to find the maximally-squeezed modes. Section 3 contains the results of numerical simulations of PDC in a lossy medium, where both frequency-dependent and frequency-independent losses are considered. We conclude with section 4. In addition, several theoretical and technical details are provided in appendices.

2 Theoretical approach

2.1 Multimode Gaussian states

Without loss of generality, we consider a discrete frequency space, which allows us to make the intermediate derivations more transparent and simplify the routine of numerical calculations. To describe the frequency multimode quantum electromagnetic field at position z , we use the vector of annihilation operators $\hat{\mathbf{a}}(z) = (\hat{a}_0, \hat{a}_1, \dots, \hat{a}_N)^T$, where the subscript defines the frequency mode, namely, $\hat{a}_i \equiv \hat{a}(z, \omega_i)$. These operators obey the bosonic commutation relations $[\hat{a}(z, \omega_i), \hat{a}^\dagger(z, \omega_j)] = \delta_{ij}$.

It is well-known [44] that the Gaussian states can be fully described by the vector of the first-order moments $\langle \hat{\mathbf{a}} \rangle$ with elements $\langle \hat{a}_i \rangle$ and the second-order correlation matrices $\langle \hat{\mathbf{a}}^\dagger \hat{\mathbf{a}} \rangle$ and $\langle \hat{\mathbf{a}} \hat{\mathbf{a}} \rangle$ with matrix elements $\langle \hat{a}_i^\dagger \hat{a}_j \rangle$ and $\langle \hat{a}_i \hat{a}_j \rangle$, respectively. Note that the matrix $\langle \hat{\mathbf{a}}^\dagger \hat{\mathbf{a}} \rangle$ is Hermitian, while the matrix $\langle \hat{\mathbf{a}} \hat{\mathbf{a}} \rangle$ is complex and symmetric.

For each frequency mode, one can introduce the dimensionless quadrature operators $\hat{q}_i = \hat{a}_i^\dagger + \hat{a}_i$ and $\hat{p}_i = i(\hat{a}_i^\dagger - \hat{a}_i)$ with the commutation relations $[\hat{q}_n, \hat{p}_m] = 2i\delta_{nm}$. These operators define the covariance matrix σ^a , namely, the real positive-definite symmetric matrix of the second-order moments of the quadrature operators [44]. For Gaussian states, the elements of the matrix σ^a are given by

$$\sigma_{ij}^a = \frac{\langle \hat{x}_i \hat{x}_j + \hat{x}_j \hat{x}_i \rangle}{2} - \langle \hat{x}_i \rangle \langle \hat{x}_j \rangle, \quad (1)$$

where \hat{x}_i are the elements of the vector $\hat{\mathbf{x}} = (\hat{q}_1, \hat{q}_2, \dots, \hat{q}_N, \hat{p}_1, \hat{p}_2, \dots, \hat{p}_N)^T$. The covariance matrix includes the following set of expectation values:

$$\langle \hat{q}_i \hat{q}_j \rangle = \delta_{ij} + 2\left(\text{Re}[\langle \hat{a}_i^\dagger \hat{a}_j \rangle] + \text{Re}[\langle \hat{a}_i \hat{a}_j \rangle]\right), \quad (2)$$

$$\langle \hat{p}_i \hat{p}_j \rangle = \delta_{ij} + 2\left(\text{Re}[\langle \hat{a}_i^\dagger \hat{a}_j \rangle] - \text{Re}[\langle \hat{a}_i \hat{a}_j \rangle]\right), \quad (3)$$

$$\frac{\langle \hat{p}_i \hat{q}_j + \hat{q}_j \hat{p}_i \rangle}{2} = 2\left(\text{Im}[\langle \hat{a}_i \hat{a}_j \rangle] - \text{Im}[\langle \hat{a}_i^\dagger \hat{a}_j \rangle]\right), \quad (4)$$

$$\langle \hat{q}_i \rangle = 2\text{Re}[\langle \hat{a}_i \rangle], \quad \langle \hat{p}_j \rangle = 2\text{Im}[\langle \hat{a}_j \rangle]. \quad (5)$$

The diagonal elements of the covariance matrix correspond to the quadrature variances $(\Delta q_n)^2$ and $(\Delta p_n)^2$. Note that for the vacuum state the covariance matrix is diagonal with $(\Delta q)^2 = (\Delta p)^2 = 1$.

Using a unitary transformation U , one can move from the monochromatic basis $\hat{\mathbf{a}}$ to a broadband basis $\hat{\mathbf{A}} = U\hat{\mathbf{a}}$. In this notation, the rows of unitary matrix U correspond to a new set of orthogonal modes. The correlation matrices $\langle \hat{\mathbf{A}}^\dagger \hat{\mathbf{A}} \rangle$ and $\langle \hat{\mathbf{A}} \hat{\mathbf{A}} \rangle$ in the broadband basis can be obtained using the following transformations

$$\langle \hat{\mathbf{A}}^\dagger \hat{\mathbf{A}} \rangle = U^* \langle \hat{\mathbf{a}}^\dagger \hat{\mathbf{a}} \rangle U^T, \quad \langle \hat{\mathbf{A}} \hat{\mathbf{A}} \rangle = U \langle \hat{\mathbf{a}} \hat{\mathbf{a}} \rangle U^T, \quad (6)$$

where T denotes the matrix transpose and $*$ - the scalar complex conjugate. Further in the text, the conjugate transpose (Hermitian conjugate) of matrices is denoted as H .

In addition, one can introduce the broadband quadrature operators $\hat{Q}_n = \hat{A}_n^\dagger + \hat{A}_n$ and $\hat{P}_n = i(\hat{A}_n^\dagger - \hat{A}_n)$, where the subscript n denotes the mode index. The covariance matrix in the broadband basis σ^A is connected to the monochromatic covariance matrix σ^a via the following transformation

$$\sigma^A = O\sigma^a O^T, \quad (7)$$

where the matrix

$$O = \begin{bmatrix} \text{Re}(U) & -\text{Im}(U) \\ \text{Im}(U) & \text{Re}(U) \end{bmatrix} \quad (8)$$

is orthogonal and symplectic.

Note that the requirement for the matrix U to be unitary is equivalent to requiring the matrix O be orthogonal and symplectic: Under these properties, the commutation relations for the annihilation/creation operators and for the quadrature operators are preserved.

2.2 PDC generation without losses

In this work, we focus on the type-I PDC process, however, all the presented results can be easily extended to other types of PDC and FWM processes. A detailed derivation of the spatial Heisenberg equation [5, 48] for the fast-varying operators is presented in Appendix A and has the form

$$\frac{d\hat{a}(z, \omega_i)}{dz} = ik_i \hat{a}(z, \omega_i) + i\Gamma \sum_j J_{ij}(z) \hat{a}^\dagger(z, \omega_j), \quad (9)$$

where $\Gamma \propto \chi^{(2)} E_p$ is a real coupling constant and $k_i \equiv k(\omega_i) = n(\omega_i)\omega_i/c$. The z -dependent coupling matrix is defined as

$$J_{ij}(z) = S(\omega_i + \omega_j) e^{ik_p(\omega_i + \omega_j)z}, \quad (10)$$

where $S(\omega)$ is the initial pump spectrum, $k_p(\omega) = n_p(\omega)\omega/c$, while $n_p(\omega)$ and $n(\omega_i)$ are refractive indices of the pump and PDC photons, respectively.

The solution to the spatial Heisenberg equation (9) in a nonlinear medium of length L has the form of the Bogoliubov transformation:

$$\hat{\mathbf{a}}(L) = E \hat{\mathbf{a}}(0) + F \hat{\mathbf{a}}^\dagger(0), \quad (11)$$

where $\hat{\mathbf{a}}(L)$ and $\hat{\mathbf{a}}(0)$ are the vectors of the input ($z = 0$) and output ($z = L$) annihilation operators, respectively. The matrices E and F are the Bogoliubov transfer matrices defined by the differential equations (48) and (49).

One of the most native way to analyze the solution in the form of the Bogoliubov transformation is to perform the Bloch-Messiah reduction (BMr) [7]. BMr states that there exists a simultaneous singular value decomposition (SVD) of the Bogoliubov transfer matrices E and F in the following form (for details see Appendix B):

$$E = \mathcal{U}^H \Lambda_E \mathcal{W}_E \quad \text{and} \quad F = \mathcal{U}^H \Lambda_F (\mathcal{W}_E)^*, \quad (12)$$

where the matrices \mathcal{U} and \mathcal{W}_E are unitary and the matrices Λ_E and Λ_F are real and diagonal.

The rows of matrices \mathcal{W}_E and \mathcal{U} correspond to the new broadband modes at the input and output of the nonlinear medium, respectively. The new input $\hat{\mathbf{A}}(0) = \mathcal{W}_E \hat{\mathbf{a}}(0)$ and output $\hat{\mathbf{A}}(L) = \mathcal{U} \hat{\mathbf{a}}(L)$ annihilation operators obey the bosonic commutation relations $[\hat{A}_i(z), \hat{A}_j^\dagger(z)] = \delta_{ij}$, $[\hat{A}_i(z), \hat{A}_j(z)] = 0$. In such a broadband basis, the Bogoliubov transformation (11) has a diagonal form

$$\hat{\mathbf{A}}(L) = \Lambda_E \hat{\mathbf{A}}(0) + \Lambda_F \hat{\mathbf{A}}^\dagger(0). \quad (13)$$

In what follows, the basis defined by the BMr, namely $U_S \equiv (\mathcal{U}^H)^{-1} = \mathcal{U}$, is called the Schmidt-mode basis.

For a vacuum input, PDC results in a *squeezed vacuum state*, a pure non-displaced Gaussian state. Modes of squeezed vacuum (Schmidt modes) obtained with the use of BMr have the following important properties.

Firstly, there is an absence of field correlations between different Schmidt modes, namely, $\langle \hat{A}_i^\dagger(L) \hat{A}_j(L) \rangle = \lambda_{i,F}^2 \delta_{ij}$ and $\langle \hat{A}_i(L) \hat{A}_j(L) \rangle = \lambda_{i,E} \lambda_{i,F} \delta_{ij}$, where $\lambda_{i,E}$ and $\lambda_{i,F}$ are the elements of diagonal matrices Λ_E and Λ_F , respectively. Consequently, in the Schmidt-mode basis, the

covariance matrix σ^S is diagonal and the output state can be interpreted as a set of independent broadband squeezers. In order to measure the maximal degree of squeezing for a multimode squeezed vacuum state, the measurement must be carried out in the first Schmidt mode.

Secondly, BMr minimizes the number of modes describing the output state. The number of occupied (amplified) Schmidt modes K_S is given by

$$K_S = \left(\sum_i n_i^2 \right)^{-1}, \quad (14)$$

where $n_i = N_i / (\sum_i N_i)$ is the normalized number of photons per mode and $N_i = \langle \hat{A}_i^\dagger(L) \hat{A}_i(L) \rangle$ is the absolute number of photons in mode i . K_S is also known as the Schmidt number. Because the BMr diagonalizes the matrix $\langle \hat{A}_i^\dagger(L) \hat{A}_j(L) \rangle = \lambda_{i,F}^2 \delta_{ij}$, the number of occupied modes in the Schmidt basis is minimal compared to any other basis (for details see Appendix C).

2.3 Discrete model of losses: transfer matrix method for the Bogoliubov transformation

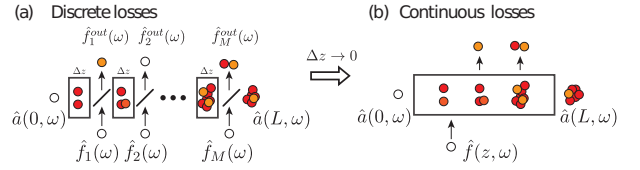


Figure 1: The PDC generation scheme in lossy media: (a) discrete model of losses (beam splitter approach) and (b) continuous model of losses (Langevin equation).

Here, we consider a lossy nonlinear medium of length L with a frequency-dependent extinction coefficient $\alpha(\omega)$. For simplicity, we assume that $\alpha(\omega)$ is constant along the whole nonlinear medium which results in the light intensity transmission coefficient of the form $T(\omega) = e^{-\alpha(\omega)L}$.

In quantum optical systems, a common way to introduce losses is through the use of virtual beam splitters. To do this for PDC process, we cut the lossy nonlinear medium into M -segments of equal length Δz and assume that each segment consists of an ideal lossless squeezer followed by a beam splitter, see Fig. 1. In this case, the field transmission coefficient of each beam splitter is given by $t(\omega) = e^{-\alpha(\omega)\Delta z/2}$ and corresponds to the amount of energy lost by a single segment of length Δz . Each beam splitter removes part of

the initial PDC radiation and adds to the generated light a new uncorrelated field from the environment. This field is described by the vector of operators $\hat{\mathbf{f}}_m$ whose components obey the commutation relation $[\hat{f}_{in}, \hat{f}_{jm}^\dagger] = \delta_{ij}\delta_{nm}$, where the first indices (i, j) correspond to the frequencies ω_i and ω_j , while the second ones (n, m) correspond to the spatial coordinates z_n and z_m . Note that so far, as each mode of the environment interacts with the system only once, this model corresponds to the Markovian approximation [2, 49].

In general, the obtained system with the all input/output environment modes implies a unitary evolution and, therefore, there exists a Bogoliubov transformation that represents a unique map between the input and output modes, see Fig. 2. In what follows this Bogoliubov transformation is called the full Bogoliubov transformation. The full Bogoliubov transformation can be found by multiplying the set of local Bogoliubov transformations of each segment Δz (see Appendix D).

The number of matrix elements of the full Bogoliubov transformation scales as $(N(M+1))^2$, where M is the number of virtual beamsplitters and N is the number of monochromatic frequency modes. The full Bogoliubov transformation gives both the output modes $\hat{\mathbf{a}}(L)$ and the environment modes $\hat{\mathbf{f}}_n^{out}$. However, since the only useful and measurable information is contained in the output modes $\hat{\mathbf{a}}(L)$, it is sufficient to compute the corresponding sub-matrices \tilde{E}^m and \tilde{F}^m , see Fig. 2, instead of calculating the full Bogoliubov transformation, which greatly simplifies the numerical effort. Below we refer to these sub-matrices as the partial Bogoliubov transformations.

The explicit expressions of partial Bogoliubov transformation matrices \tilde{E}^m and \tilde{F}^m can be derived using the Bogoliubov transform matrix method and are presented in detail in Appendix D. In such a lossy model, the output annihilation operator of the generated PDC light has the following form

$$\hat{\mathbf{a}}(L) = \tilde{E}^0 \hat{\mathbf{a}}(0) + \tilde{F}^0 \hat{\mathbf{a}}^\dagger(0) + \sum_{m=1}^M [\tilde{E}^m \hat{\mathbf{f}}_m + \tilde{F}^m \hat{\mathbf{f}}_m^\dagger]. \quad (15)$$

In contrast to the lossless solution, the output annihilation operators $\hat{\mathbf{a}}(L)$ in a lossy medium contain additional terms: the nonzero matrices \tilde{F}^m demonstrate that not only the initial field

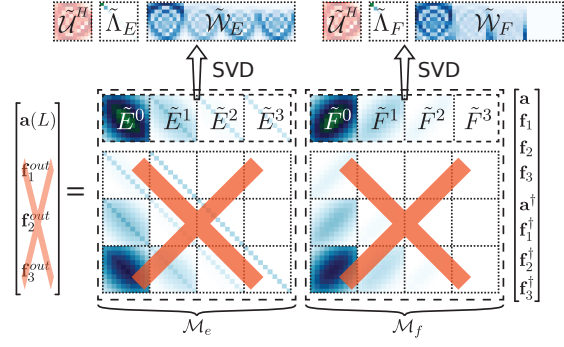


Figure 2: Visualization of the Bogoliubov transformation for a discrete model with three virtual beamsplitters ($M = 3$) dividing the nonlinear medium into three segments. The left vector corresponds to the set of output annihilation operators, the right vector represents the set of input operators. The matrices \mathcal{M}_e and \mathcal{M}_f describe the full Bogoliubov transformation. According to Eq. (15), the PDC field operators at the output of the nonlinear medium $\hat{\mathbf{a}}(L)$ are determined only by the matrices \tilde{E}^m and \tilde{F}^m (partial Bogoliubov transformation), therefore, there is no need to calculate the full Bogoliubov transformation: the crossed matrices describing the evolution of the environment operators $\hat{\mathbf{f}}_m^{out}$ can be ignored. The top row visualizes the SVD of the matrices \tilde{E}^m and \tilde{F}^m according to Eq. (17). The red color corresponds to the unitary matrix \tilde{U}^H that defines the broadband basis of the output operators, while the blue color corresponds to the matrices $\tilde{\mathcal{W}}_e$ and $\tilde{\mathcal{W}}_f$ that define two broadband bases of the input operators. Each small square block has $N \times N$ size, where N is the number of monochromatic modes.

$\hat{\mathbf{a}}^\dagger(0)$, but also the environment fields $\hat{\mathbf{f}}_m^\dagger$ are amplified.

Moreover, unlike for the full Bogoliubov transformation, the partial Bogoliubov transformation describes an open system and is therefore not invertible, so the BMr cannot be applied in this case (see Appendix E for details). However, for the partial Bogoliubov transformation defined by the matrices

$$\tilde{\mathbf{E}} = (\tilde{E}^0 \tilde{E}^1 \tilde{E}^2 \dots \tilde{E}^M), \quad \tilde{\mathbf{F}} = (\tilde{F}^0 \tilde{F}^1 \tilde{F}^2 \dots \tilde{F}^M), \quad (16)$$

there exists a simultaneous SVD in the form

$$\tilde{\mathbf{E}} = \tilde{U}^H \tilde{\Lambda}_E \tilde{\mathcal{W}}_e, \quad \tilde{\mathbf{F}} = \tilde{U}^H \tilde{\Lambda}_F \tilde{\mathcal{W}}_f. \quad (17)$$

Here, the left unitary matrix \tilde{U}^H (of size $N \times N$) is the same for both decompositions, and allows us to introduce the orthogonal basis of modes $U_M \equiv (\tilde{U}^H)^{-1} = \tilde{U}$, which defines the output broadband operators $\hat{\mathbf{A}}(L) = U_M \hat{\mathbf{a}}(L)$.

The matrices $\tilde{\mathcal{W}}_E$ and $\tilde{\mathcal{W}}_F$ are $N \times N(M+1)$ matrices. The rows of matrix $\tilde{\mathcal{W}}_E$ are orthogonal, so $\tilde{\mathcal{W}}_E(\tilde{\mathcal{W}}_E^*)^T = \mathbf{1}_N$ (same for $\tilde{\mathcal{W}}_F$: $\tilde{\mathcal{W}}_F(\tilde{\mathcal{W}}_F^*)^T = \mathbf{1}_N$), where $\mathbf{1}_N$ is the identity matrix of size $N \times N$. However, $\tilde{\mathcal{W}}_E(\tilde{\mathcal{W}}_F^*)^T \neq \mathbf{1}_N$. In a similar way, the annihilation operators can be introduced with the matrices $\tilde{\mathcal{W}}_e$ and $\tilde{\mathcal{W}}_f$. So far as the matrices $\tilde{\mathcal{W}}_e$ and $\tilde{\mathcal{W}}_f$ are different, one should introduce two different sets of input broadband operators: $\hat{\mathbf{B}}_e = \tilde{\mathcal{W}}_e \text{col}[\hat{\mathbf{a}}(0), \hat{\mathbf{f}}_1, \hat{\mathbf{f}}_2, \dots, \hat{\mathbf{f}}_N]$ and $\hat{\mathbf{B}}_f = \tilde{\mathcal{W}}_f \text{col}[\hat{\mathbf{a}}^\dagger(0), \hat{\mathbf{f}}_1^\dagger, \hat{\mathbf{f}}_2^\dagger, \dots, \hat{\mathbf{f}}_N^\dagger]$, where the $\text{col}(\dots)$ means that the vectors of operators are stacked column-wise. The commutation relation for each set of operators is bosonic, however, $[\hat{B}_{e,n}, \hat{B}_{f,m}^\dagger] \neq \delta_{nm}$.

By analogy with the lossless case, the introduced broadband operators allow us to write the input-output relation (15) in a diagonal form

$$\hat{\mathbf{A}}(L) = \tilde{\Lambda}_E \hat{\mathbf{B}}_e + \tilde{\Lambda}_F \hat{\mathbf{B}}_f^\dagger. \quad (18)$$

Let us consider the initial vacuum state and vacuum environment. Using Eq. (18) one can notice that the matrix $\langle \hat{A}_i^\dagger(L) \hat{A}_j(L) \rangle = \tilde{\lambda}_{i,F}^2 \delta_{ij}$ becomes diagonal which corresponds to the so-called Mercer expansion [10, 45]. Further in the text, the basis of modes U_M will be called the Mercer-Wolf basis.

At the same time, the correlation matrix $\langle \hat{A}_i(L) \hat{A}_j(L) \rangle$ is not diagonal due to $\tilde{W}_E(\tilde{W}_F^*)^T \neq \mathbf{1}_N$. As a result, in the Mercer-Wolf basis, the covariance matrix contains non-diagonal terms.

The SVD-decomposition of the partial Bogoliubov transformation is performed for $N \times N(M+1)$ matrices. This is quite costly for large M , so in the subsection 2.5.1 an alternative method for the computation of the Mercer-Wolf modes is presented.

2.4 Continuous model of losses: Langevin and master equations

2.4.1 Langevin equation

In order to obtain a model that is able to describe losses continuously, see Fig. 1(b), we consider a single-segment solution of the discrete model, given by Eq. (15), in the interval $[z_0, z]$, where $z = z_0 + \Delta z$. An explicit expression of such a solution is derived in Appendix D (see Eq. (82))

and has a form:

$$\hat{a}_i(z) = t_i(\Delta z) \left(\sum_n E_{in}(z_0 + \Delta z, z_0) \hat{a}_n(z_0) + F_{in}(z_0 + \Delta z, z_0) \hat{a}_n^\dagger(z_0) \right) + r_i(\Delta z) \hat{f}_i, \quad (19)$$

where $t_i(\Delta z) = e^{-\frac{\alpha_i}{2}\Delta z}$ and $r_i(\Delta z) = \sqrt{1 - e^{-\alpha_i\Delta z}}$ are the transmission and reflection coefficients of the beamsplitter, respectively.

For small Δz the functions $t_i(\Delta z)$ and $r_i(\Delta z)$ can be expanded using the Taylor series:

$$t_i(\Delta z) \approx 1 - \frac{\alpha_i \Delta z}{2} + O(\Delta z^2), \quad (20)$$

$$r_i(\Delta z) \approx \sqrt{\alpha_i} \sqrt{\Delta z} + O(\Delta z^{3/2}). \quad (21)$$

Considering the operator derivative in the form $\frac{d\hat{a}_i}{dz} \equiv \lim_{\Delta z \rightarrow 0} [\hat{a}_i(z + \Delta z) - \hat{a}_i(z)]/\Delta z$ and taking into account Eqs. (20), (21) and the Heisenberg equation (9), one can obtain a differential equation for the lossy operators Eq. (19) in the form of the Langevin equation:

$$\frac{d\hat{a}_i(z)}{dz} = i\kappa_i \hat{a}_i(z) + i\Gamma \sum_s J_{is}(z) \hat{a}_s^\dagger(z) + \sqrt{\alpha_i} \hat{f}_i(z), \quad (22)$$

where $J_{is}(z)$ is the coupling matrix (same as in Eq. (10)) and Γ is the coupling coefficient. Here, the quantity $\kappa_i = k_i + i\alpha_i/2$ can be interpreted as a complex wave-vector in a lossy medium for the frequency ω_i . The continuous Langevin noise operator $\hat{f}(z, \omega_i) \equiv \hat{f}_i(z)$ is introduced as [2] $\hat{f}_i(z) \equiv \lim_{\Delta z \rightarrow 0} \frac{\hat{f}_i}{\sqrt{\Delta z}}$ and obeys the commutation relation $[\hat{f}(z, \omega_i), \hat{f}^\dagger(z', \omega_j)] = \delta_{ij} \delta(z - z')$.

Oppositely to cavity PDC, where systems have stationary dynamics on a large time scale and are described by the steady-state solution [49, 50, 51, 52], we consider parametric amplification in a crystal of finite length, where the dynamics is defined by the z -dependent coupling matrix $J_{is}(z)$ and is non-stationary. Therefore, for the studied regime, we have to solve the Langevin equation explicitly. The Langevin equation, in which the complex wave-vector is independent on z , has the form of a non-autonomous and non-homogeneous differential equation with the solu-

tion of the form [53]:

$$\begin{aligned} \hat{a}_i(z) = & \sum_j g_{ij}(z, z_0) \hat{a}_j(z_0) + \sum_j h_{ij}(z, z_0) \hat{a}_j^\dagger(z_0) \\ & + \sqrt{\alpha_i} \int_{z_0}^z dz' \sum_j \left(g_{ij}(z, z') \hat{f}_j(z') + h_{ij}(z, z') \hat{f}_j^\dagger(z') \right). \end{aligned} \quad (23)$$

Here, the functions $g_{ij}(z, x)$ and $h_{ij}(z, x)$ are determined by the following differential equations:

$$\partial_z g_{ij}(z, x) = i\kappa_i g_{ij}(z, x) + i\Gamma \sum_s J_{is}(z) h_{sj}^*(z, x), \quad (24)$$

$$\partial_z h_{ij}(z, x) = i\kappa_i h_{ij}(z, x) + i\Gamma \sum_s J_{is}(z) g_{sj}^*(z, x) \quad (25)$$

with the initial conditions $g_{ij}(x, x) = \delta_{ij}$ and $h_{ij}(x, x) = 0$.

One can observe that the partial Bogoliubov transformation (15) is a discretized version of the continuous solution (23).

2.4.2 Master-equations for Gaussian states

The Langevin equation in the form Eq. (22) is valid for any input state. However, for Gaussian input states, the output state is completely determined by moments up to second order. If in addition, the output state is not displaced, then the first-order moments vanish and the state is fully characterized by only the second-order moments (correlation matrices) $\langle \hat{a}_i^\dagger(z) \hat{a}_j(z) \rangle$ and $\langle \hat{a}_i(z) \hat{a}_j(z) \rangle$.

To obtain master-equations for the correlation matrices, the solution to the Langevin equation Eq. (23) together with Eqs. (24) and (25) are used. The derivative of the operator $\hat{a}_i^\dagger(z) \hat{a}_j(z)$ can be either calculated explicitly or considered in a limiting form:

$$\frac{d \langle \hat{a}_i^\dagger(z) \hat{a}_j(z) \rangle}{dz} \equiv \lim_{\Delta z \rightarrow 0} \frac{\langle \hat{a}_i^\dagger(z') \hat{a}_j(z') - \hat{a}_i^\dagger(z) \hat{a}_j(z) \rangle}{\Delta z}, \quad (26)$$

where $z' = z + \Delta z$ (and analogously for $\langle \hat{a}_i(z) \hat{a}_j(z) \rangle$).

In this work, we assume a non-displaced ($\langle \hat{f}_i^\dagger(z) \rangle = \langle \hat{f}_i(z) \rangle = 0$) and spatially delta-correlated (Markovian) environment: $\langle \hat{f}_i^\dagger(z) \hat{f}_j(z') \rangle = \langle \hat{f}_i^\dagger(z) \hat{f}_j(z) \rangle \delta(z - z')$ and

$\langle \hat{f}_i(z) \hat{f}_j(z') \rangle = \langle \hat{f}_i(z) \hat{f}_j(z) \rangle \delta(z - z')$. The frequency correlations $\langle \hat{f}_i^\dagger(z) \hat{f}_j(z) \rangle$ and $\langle \hat{f}_i(z) \hat{f}_j(z) \rangle$ are determined by the state of the environment at position z . For example, for a spectrally uncorrelated *thermal* environment, the spectral correlations read $\langle \hat{f}_i^\dagger(z) \hat{f}_j(z) \rangle = \bar{N}_i^e \delta_{i,j}$ and $\langle \hat{f}_i(z) \hat{f}_j(z) \rangle = 0$, where \bar{N}_i^e is the average number of thermal photons. If the environment is in the vacuum state, then $\bar{N}_i^e = 0$. Note that the environment can be quite exotic: e.g. having the finite correlation function $\langle \hat{f}_i^\dagger(z, \omega) \hat{f}_j(z, \omega') \rangle = C(\omega, \omega')$ or $\langle \hat{f}_i(z) \hat{f}_j(z) \rangle \neq 0$ as for the squeezed thermal bath [54].

The resulting master equations for correlation matrices read

$$\begin{aligned} \frac{d \langle \hat{a}_i^\dagger(z) \hat{a}_j(z) \rangle}{dz} = & (-i\kappa_i + i\kappa_j) \langle \hat{a}_i^\dagger(z) \hat{a}_j(z) \rangle \\ & + i\Gamma \sum_s \left(J_{js}(z) \langle \hat{a}_i^\dagger(z) \hat{a}_s^\dagger(z) \rangle - J_{is}^*(z) \langle \hat{a}_s(z) \hat{a}_j(z) \rangle \right) \\ & + \sqrt{\alpha_i \alpha_j} \langle \hat{f}_i^\dagger(z) \hat{f}_j(z) \rangle, \end{aligned} \quad (27)$$

$$\begin{aligned} \frac{d \langle \hat{a}_i(z) \hat{a}_j(z) \rangle}{dz} = & (i\kappa_i + i\kappa_j) \langle \hat{a}_i(z) \hat{a}_j(z) \rangle \\ & + i\Gamma \sum_s \left(J_{js}(z) \langle \hat{a}_i(z) \hat{a}_s^\dagger(z) \rangle + J_{is}(z) \langle \hat{a}_s^\dagger(z) \hat{a}_j(z) \rangle \right) \\ & + \sqrt{\alpha_i \alpha_j} \langle \hat{f}_i(z) \hat{f}_j(z) \rangle. \end{aligned} \quad (28)$$

The initial conditions for the correlation matrices are determined by the initial Gaussian state (e.g. vacuum, coherent, thermal, etc.). For example, for the spectrally uncorrelated thermal input state, the initial conditions read $\langle \hat{a}_n^\dagger(0) \hat{a}_m(0) \rangle = \bar{N}_n \delta_{n,m}$ and $\langle \hat{a}_n(0) \hat{a}_m(0) \rangle = 0$, where \bar{N}_n is the mean number of photons in mode n . For the vacuum input state $\bar{N}_n = 0$. The equations (27) and (28) also hold, if the temperatures of the input and the environment fields are different.

Note that in opposite to the discrete model, the master equations (27) and (28) constitute an explicit system of the first-order differential equations, which can be solved numerically with the usage of stable high-order numerical algorithms, e.g. with the Runge-Kutta methods [55]. So far as in the main text we present all equations for discrete frequencies, in Appendix F, the Langevin and the master equations are presented for the continuous counterparts.

2.5 Broadband modes for multimode squeezed states

In this section, we present three different mode bases that can be used for the mode analysis of lossy broadband squeezed light.

2.5.1 Mercer-Wolf modes

The first basis contains the Mercer-Wolf modes, which can be found with the Mercer expansion [45]. So far as the matrix $\langle \hat{\mathbf{a}}^\dagger \hat{\mathbf{a}} \rangle$ is Hermitian, its diagonalization can be performed using the eigendecomposition based on the unitary matrix V :

$$\langle \hat{\mathbf{a}}^\dagger \hat{\mathbf{a}} \rangle = V \langle \hat{\mathbf{B}}^\dagger \hat{\mathbf{B}} \rangle V^H, \quad (29)$$

where the matrix $\langle \hat{\mathbf{B}}^\dagger \hat{\mathbf{B}} \rangle$ is real and diagonal and its diagonal values are sorted in descending order. Then, the inverse transform has the form

$$\langle \hat{\mathbf{B}}^\dagger \hat{\mathbf{B}} \rangle = V^H \langle \hat{\mathbf{a}}^\dagger \hat{\mathbf{a}} \rangle V. \quad (30)$$

Comparing the transformation in Eq. (30) and Eq. (6), one can introduce a new broadband basis $\hat{\mathbf{B}} = V^T \hat{\mathbf{a}}$. It should be noted that there is a freedom in choosing the V^T matrix: The eigenvectors are determined up to an arbitrary phase. To resolve this issue, we can align the ellipses in the quadrature phase space for each mode separately, in order to obtain the maximal variance for the quadrature \hat{Q} and the minimal one for \hat{P} . This can be done by finding the phases $\phi_i = \arg(\langle \hat{B}_i \hat{B}_i \rangle)$ and constructing the unitary matrix $Y = \text{diag}(e^{-\frac{i\phi_1}{2}}, e^{-\frac{i\phi_2}{2}}, \dots, e^{-\frac{i\phi_N}{2}})$.

Finally, the proper unitary transformation for the Mercer-Wolf basis reads $U_M = YV^T$ and the Mercer-Wolf modes are defined as

$$\hat{\mathbf{A}}_M = U_M \hat{\mathbf{a}}. \quad (31)$$

Note that the Mercer-Wolf basis is characterized by the minimal number of occupied modes, for more details see Appendix C.

2.5.2 Williamson modes

The second way to find broadband modes is the widely used Williamson decomposition of covariance matrix [43, 44], namely, a symplectic decomposition of the real symmetric positive matrix:

$$\sigma^a = SDS^T, \quad (32)$$

where S is the symplectic $2N \times 2N$ matrix, and $D = \text{diag}(\nu_1, \dots, \nu_N; \nu_1, \dots, \nu_N)$ is a diagonal matrix. The real and positive values ν_i are known as the symplectic spectrum.

The symplectic matrix S can be additionally decomposed using the Euler decomposition [9, 43, 44]

$$S = O_l \Lambda O_r, \quad (33)$$

where O_l and O_r are both orthogonal and symplectic matrices and $\Lambda = \text{diag}(e^{r_1}, \dots, e^{r_N}; e^{-r_1}, \dots, e^{-r_N})$ is a diagonal matrix with the values r_i sorted in descending order. Note that the Euler decomposition of the symplectic matrix is nothing more than the Bloch-Messiah reduction, written for quadratures instead of annihilation and creation operators.

Finally, the covariance matrix reads

$$\sigma^a = O_l \Lambda O_r D O_r^T \Lambda O_l^T. \quad (34)$$

Comparing Eq. (34) and Eq. (8), we can extract the required unitary transformation U^W as

$$O_l^T = \begin{bmatrix} \text{Re}(U^W) & -\text{Im}(U^W) \\ \text{Im}(U^W) & \text{Re}(U^W) \end{bmatrix} \quad (35)$$

and introduce new broadband annihilation operators:

$$\hat{\mathbf{A}}_W = U_W \hat{\mathbf{a}}. \quad (36)$$

We define the U_W basis as the *Williamson mode basis*. Numerically, the Williamson decomposition can be found with the use of algorithms presented in, e.g. Refs. [56, 57, 58].

For pure states, all the symplectic values are $|\nu_i| = 1$ and the matrix S is both symplectic and orthogonal. Consequently, $\sigma^a = \tilde{O}_l \Lambda^2 \tilde{O}_l^T$ that has the form of the eigendecomposition of the covariance matrix. Then, the unitary transformation, reconstructed with Eq. (35) from \tilde{O}_l , gives simply the Schmidt mode basis. The matrix Λ^2 is then the covariance matrix in the Schmidt-mode basis.

2.5.3 Maximally squeezed (MSq) modes

The third basis introduced here includes modes that reveal the maximal squeezing of the system. To obtain such a basis, we start with the eigendecomposition of the covariance matrix: The real symmetric covariance matrix σ_a can be decomposed using the eigendecomposition:

$$\sigma^a = O \Lambda O^T, \quad (37)$$

where Λ is a diagonal matrix with real and positive values and O is an orthogonal matrix.

For pure states, the matrix O is symplectic, so the eigendecomposition and the Williamson decomposition coincide. If the matrix O is not symplectic, the matrix \tilde{U} built from O^T

$$O^T = \begin{bmatrix} \text{Re}(\tilde{U}) & -\text{Im}(\tilde{U}) \\ \text{Im}(\tilde{U}) & \text{Re}(\tilde{U}) \end{bmatrix} \quad (38)$$

is not unitary. This means that using the transformation \tilde{U} we cannot create a new broadband basis. In other words, the new set of modes can not be defined by simply utilizing the eigendecomposition of the covariance matrix.

However, to define the basis of modes with maximal squeezing, one can apply the following procedure. Among real and positive eigenvalues of the covariance matrix σ^a let us consider the minimal eigenvalue $\lambda_{\min}^{(1)}$ and the corresponding eigenvector $v_{\min}^{(1)} = (c_1, c_2, \dots, c_N, d_1, d_2, \dots, d_N)$. Since this vector is normalized, we define the P -quadrature operator as $\hat{P}_1 = \sum_n (c_n \hat{q}_n + d_n \hat{p}_n)$. The Q -quadrature operator is then clearly defined as $\hat{Q}_1 = \sum_n (d_n \hat{q}_n - c_n \hat{p}_n)$. As a result, the corresponding broadband operator can be introduced in a form $\hat{A}_1 = \sum_n (d_n + ic_n) \hat{a}_n$.

Having the fixed basis vector $\phi_1^{(1)} = ((d_1 + ic_1), (d_2 + ic_2), \dots, (d_N + ic_N))$, one can use the Gram-Schmidt orthogonalization procedure to construct the orthogonal set of vectors forming a unitary matrix $U^{(1)}$. In this matrix the first vector corresponds to the mode with the quadrature variance $(\Delta P_1)^2 = \lambda_{\min}^{(1)}$. Note that since $\lambda_{\min}^{(1)}$ is the minimum eigenvalue of the covariance matrix, it defines the maximal squeezing that can be measured in the system.

So far, as the vectors $\{\phi_n^{(1)} : n = 2, \dots, N\}$ of the matrix $U^{(1)}$ are constructed using the Gram-Schmidt orthogonalization, their squeezing properties are random. Nevertheless, given the first vector $\phi_1^{(1)}$, we can follow the same procedure as above to determine the maximal squeezing in the subspace of the remaining vectors of the matrix $U^{(1)}$. Namely, we compute the covariance matrix $\sigma^{(2)}$, which is determined by the vectors $\{\phi_n^{(1)} : n = 2, \dots, N\}$. In the same way, the eigenvector $v_{\min}^{(2)} = (c_1^{(2)}, c_2^{(2)}, \dots, c_N^{(2)}, d_1^{(2)}, d_2^{(2)}, \dots, d_N^{(2)})$ with the minimal eigenvalue $\lambda_{\min}^{(2)}$ of $\sigma^{(2)}$ is found. Similarly, the corresponding mode $\phi_1^{(2)} = ((d_1^{(2)} +$

$ic_1^{(2)}), (d_2^{(2)} + ic_2^{(2)}), \dots, (d_N^{(2)} + ic_N^{(2)}))$ is introduced.

As a result, we have two fixed orthogonal broadband modes $\phi_1^{(1)}$ and $\phi_1^{(2)}$, and using the Gram-Schmidt orthogonalization procedure we can build the unitary matrix $U^{(2)}$. The first vector of this matrix corresponds to the mode with the quadrature variance $(\Delta P_1)^2 = \lambda_{\min}^{(1)}$, while the second one – to the mode with the quadrature variance $(\Delta P_2)^2 = \lambda_{\min}^{(2)}$.

Repeating this algorithm for all the modes, we obtain the basis $U^{(N)}$, in which the first mode corresponds to the maximally possible squeezing in the system. At the same time, each mode m with $m > 1$ gives the maximally possible squeezing that can be achieved in the rest of the system without the preceding $m - 1$ modes. Further in the text we call this basis *the maximally squeezed (MSq) mode basis* and denote the corresponding unitary matrix as $U_{MSq} \equiv U^{(N)}$.

2.6 Additional useful relations

There are several aspects that should be mentioned. First, all decompositions provide modes whose ellipses are aligned in the phase space: There are no correlations between P and Q -quadratures of the same mode, i.e., $\langle \hat{P}_i \hat{Q}_i \rangle = 0$ and the maximum quadrature variance corresponds to the \hat{Q} -component. According to our quadrature definitions, the vacuum variance is $(\Delta P_i^{vac})^2 = 1$, therefore, the inequality $(\Delta P_i)^2 < 1$ defines the squeezing in the i th mode. In what follows, the quadrature variances are defined as $10 \log_{10} [(\Delta P)^2]$ and are expressed in dB.

Secondly, for each basis we can compute the number of occupied modes. We define the number of modes in the selected basis U in a similar to the lossless case Eq. (14):

$$K_U = \left(\sum_i n_i^2 \right)^{-1}, \quad (39)$$

where $n_i = N_i / (\sum_i N_i)$ and $N_i = \langle \hat{A}_i^\dagger \hat{A}_i \rangle$ are the normalized and absolute number of photons in mode i of the basis U .

Third, so far as we obtain different bases, it is important to quantify the difference between them. To do so, we compute the overlap matrix $\chi(U, V)$ of the basis sets U and V with matrix elements

$$\chi_{ij}(U, V) = \sum_k U_{ik} (V^H)_{kj}. \quad (40)$$

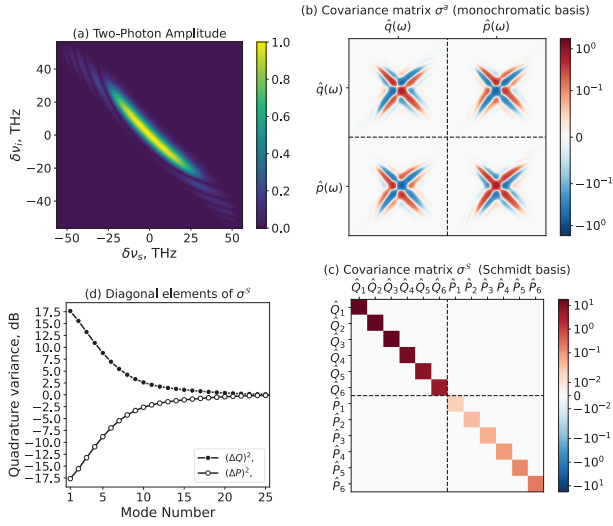


Figure 3: Numerical results for the lossless PDC generated in a BBO crystal of 1 cm length. (a) Two-photon amplitude $F(\omega_s, \omega_i) = S(\omega_i + \omega_j) \text{sinc}(\Delta k(\omega_s, \omega_i)L/2)$ which characterizes PDC in a low-gain regime. $\delta\nu$ is the detuning from the central frequency of PDC $\nu_p/2$. (b) and (c) Covariance matrices in the monochromatic and Schmidt-mode bases, respectively. (d) Quadrature variances for the first 25 Schmidt modes. Filled and empty markers correspond to $(\Delta Q_m)^2$ (anti-squeezing) and $(\Delta P_m)^2$ (squeezing), respectively. The pump wavelength is 800 nm, the pump pulse duration is 50 fs. These parameters are fixed and used for all other figures.

3 Numerical Results

For PDC generation we consider a BBO crystal with manually added losses. Despite the fact that the considered losses are quite artificial, they allow us to demonstrate extreme regimes of PDC, including the consideration of frequency-dependent losses for broadband spectra. The pulsed pump is taken to be non-scattering and non-depleting. The initial and environment states are taken to be vacuum.

The lossless type-I ($e \rightarrow oo$) PDC is considered in a BBO crystal of 1 cm length with the frequency-degenerate phase-matching. We consider a Gaussian pulsed pump with the central wavelength of 800 nm and a pulse duration of 50 fs. For this configuration, the low-gain two-photon amplitude is presented in Fig. 3(a).

To increase the squeezing, we move to the high-gain regime, where the coupling constant Γ is chosen such that the number of photons in the first Schmidt mode is equal to $N_1 = 14$, and the quadrature variance is $(\Delta P_1)^2 = -17.6$ dB.

Solving equations (48) and (49), we obtain the Bogoliubov transfer matrices E and F and, consequently, expressions for the output monochromatic operators Eq. (11). Using these expressions, we compute the covariance matrix in a monochromatic basis, this matrix is shown in Fig. 3(b).

Providing the BMr (Eq. (12)), we obtain the Schmidt-mode basis U_S with the number of occupied Schmidt modes $K_S = 3.68$ for the above parameters. The covariance matrix in the Schmidt-mode basis (Eqs. (7) and (8)) is shown in Fig. 3(c). It can be seen that this matrix is diagonal: There are no correlations between different Schmidt modes. The diagonal elements of the covariance matrix give us an information about both anti-squeezing (quadrature variance $(\Delta Q)^2$) and squeezing (quadrature variance $(\Delta P)^2$) in different Schmidt modes (Fig. 3(d)). Note that the state in each Schmidt mode is pure ($\Delta P_i \Delta Q_i = 1$ for each mode i).

3.1 Example 1: constant losses

In this example, we consider equal and constant losses of a magnitude $\alpha = 3$ dB/cm for all PDC modes. Due to the Kramers-Kronig relation, adding losses changes the real part of the wavevector k . However, so far as $\alpha \ll k$, this effect is negligible, so in all our calculations the refractive indices for lossy and lossless media are assumed to be the same.

For the given losses, we solve the master equations Eqs. (27) and (28) and obtain the output correlation matrices $\langle \hat{a}^\dagger \hat{a} \rangle$ and $\langle \hat{a} \hat{a} \rangle$, which determine the dynamics of our system. For example, the diagonal elements of $\langle \hat{a}^\dagger \hat{a} \rangle$ define the mean photon number distribution over frequency (spectrum), which is presented in Fig. 4(a) for both the lossless and lossy cases. As expected, the intensity of PDC light generated in the lossy medium is lower compared to the lossless case.

Having correlation matrices $\langle \hat{a}^\dagger \hat{a} \rangle$ and $\langle \hat{a} \hat{a} \rangle$, one can compute broadband bases mentioned above, namely the basis of Mercer-Wolf modes U_M , the Williamson basis U_W , and the maximally squeezed (MSq) basis U_{MSq} , and construct the corresponding covariance matrices. Fig. 4(b,c,d) shows the correlation matrices for the first six modes in the U_M , U_W , and U_{MSq} bases, respectively. It can be seen that, unlike for the lossless case, for lossy PDC the covariance matrix is not

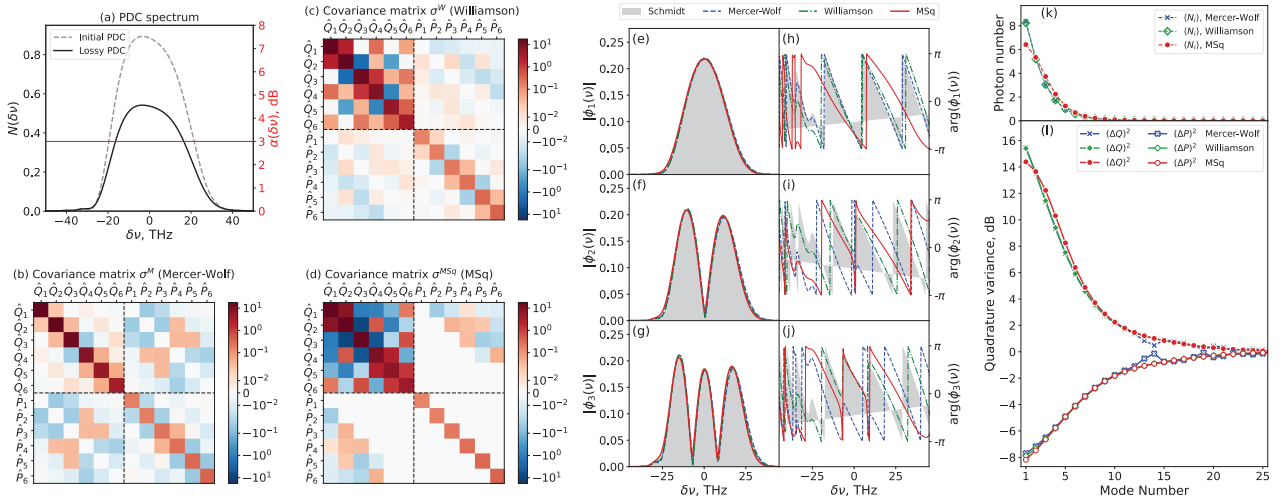


Figure 4: Numerical results for PDC generated in a BBO crystal of 1 cm length with constant losses of $\alpha = 3$ dB/cm (Example 1). (a) PDC spectrum with losses (black solid line) compared to the initial lossless PDC (gray dashed line). The red line corresponds to the used extinction coefficient α . (b, c, d) Covariance matrices of generated light in the Mercer-Wolf, Williamson, and MSq bases, respectively. (e, f, g) Absolute values of the first (e) second (f) and third (g) PDC modes in the Mercer-Wolf (blue dashed), Williamson (green dot-dashed), and MSq (solid red) bases compared to the Schmidt modes of lossless PDC (grey shaded region). (h, i, j) Phases of the first (h), second (i) and third (j) PDC modes in the Mercer-Wolf (blue dashed), Williamson (green dot-dashed), and MSq (solid red) bases compared to the Schmidt modes of lossless PDC (grey shaded region). (k) Photon number distribution per mode in different bases. (l) Quadrature variances for the first 25 modes for the Mercer-Wolf (blue crosses), Williamson (green diamonds), and MSq (red circles) bases. Filled and empty markers correspond to $(\Delta Q_m)^2$ (anti-squeezing) and $(\Delta P_m)^2$ (squeezing), respectively.

diagonal across all bases, which means that correlations between different modes are present. In addition, one can notice that due to the ellipses alignment, there are no correlations between the P and Q -quadratures of the same mode in all bases: $\langle \hat{P}_i \hat{Q}_i \rangle = 0$. Fig. 4(e,f,g) and Fig. 4(h,i,j) present the absolute values and phases of the first three modes for different bases. Although the absolute values of the modes are very close to each other (and to the absolute values of the initial lossless Schmidt modes), their phases differ significantly and determine the main difference between the three bases.

As expected, losses decrease squeezing: Compared to the lossless variance $(\Delta P_1)^2 = -17.6$ dB, the best squeezing of the lossy configuration is $(\Delta P_1)^2 = -8.2$ dB and corresponds the MSq basis. However, as shown in Fig. 4(k,l), the Mercer-Wolf and Williamson bases have similar photon number distributions and give squeezing values very close to the maximal squeezing which is caused by the small magnitude and type of chosen losses (equal for all frequency modes).

3.2 Example 2: frequency-dependent losses

In this example, we consider frequency-dependent losses $\alpha(\omega)$ with the profile shown by the red line in Fig. 5(a). Performing the same steps as in the previous subsection, we present the PDC spectrum in Fig. 5(a) and the correlation matrices in the different bases (Mercer-Wolf, Williamson, and MSq) in Figs. 5(b,c,d), respectively.

It can be seen that the frequency-dependent losses change both the shape of the PDC spectrum and the profiles of the broadband modes. Fig. 5(e,f,g) presents the first three modes for the different basis sets: It can be seen that the Mercer-Wolf and Williamson modes are quite close to the initial lossless Schmidt modes, while the shape of the MSq-modes differs significantly.

Such a difference in the mode shapes leads to a differences in the photon number distributions (Fig. 4(k)) and squeezing (Fig. 4(l)) between bases. Indeed, as in the previous example, the best squeezing is found for the first MSq mode and constitutes $(\Delta P_1)^2 = -8.0$ dB. However, the best squeezing in the two other bases differs significantly: While the first Williamson mode is characterized by $(\Delta P_1)^2 = -6.6$ dB, the

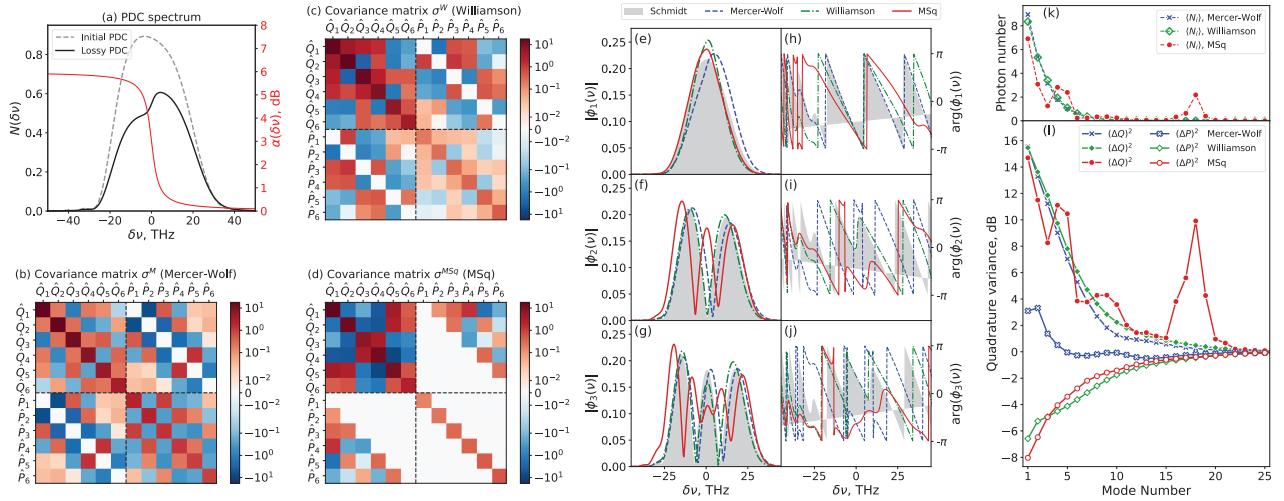


Figure 5: Numerical results for PDC generated in a BBO crystal of 1 cm length with frequency-dependent losses (Example 2). (a) PDC spectrum with losses (black solid line) compared to the initial lossless PDC (gray dashed line). The red line shows the profile of the extinction coefficient $\alpha(\omega)$. (b, c, d) Covariance matrices of generated light in the Mercer-Wolf, Williamson, and MSq bases, respectively. (e, f, g) Absolute values of the first (e), second (f) and third (g) PDC modes in the Mercer-Wolf (blue dashed), Williamson (green dot-dashed), and MSq (solid red) bases compared to the Schmidt modes of lossless PDC (grey shaded region). (h, i, j) Phases of the first (h), second (i) and third (j) PDC modes in the Mercer-Wolf (blue dashed), Williamson (green dot-dashed), and MSq (solid red) bases compared to the Schmidt modes of lossless PDC (grey shaded region). (k) Photon number distribution per mode in different bases. (l) Quadrature variances for the first 25 modes for the Mercer-Wolf (blue crosses), Williamson (green diamonds), and MSq (red circles) bases. Filled and empty markers correspond to $(\Delta Q_m)^2$ (anti-squeezing) and $(\Delta P_m)^2$ (squeezing), respectively.

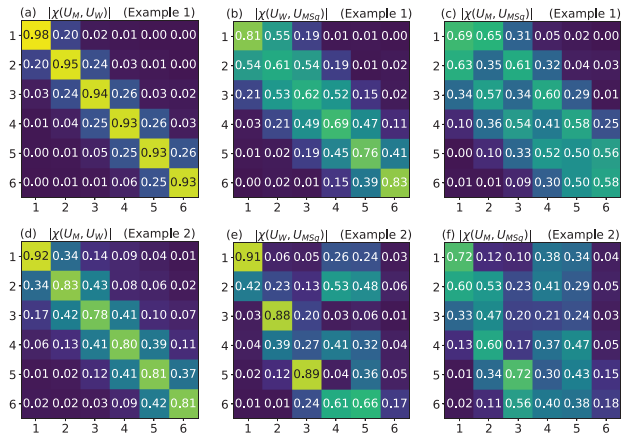


Figure 6: Overlap matrices χ given by Eq. (40) for different basis sets. (a, b, c) Example 1 and (d, e, f) Example 2.

first Mercer-Wolf mode does not have squeezing at all, some squeezing appears only for high-order modes. This means that for studied case, the Mercer-Wolf basis is not valid and the Williamson basis is not optimal for squeezing measurements.

| | Schmidt | Merc.-W. | Will. | MSq |
|--|---------|----------|-------|----------|
| Unitary | U_S | U_M | U_W | U_{Sq} |
| Diagonal σ | Yes | No | No | No |
| Diagonal $\langle \hat{A}^\dagger \hat{A} \rangle$ | Yes | Yes | No | No |
| Minimal K | Yes | Yes | No | No |
| Max. squeezing | Yes | No | No | Yes |

| Lossless PDC | | | | |
|---------------------------|-------|--|--|--|
| K | 3.68 | | | |
| $(\Delta P)_{min}^2$, dB | -17.6 | | | |
| \mathcal{P}_1 | 1 | | | |

| Example 1: $\alpha = 3$ dB/cm | | | | |
|-------------------------------|---|------|------|------|
| K | — | 3.89 | 3.94 | 4.70 |
| $(\Delta P)_{min}^2$, dB | — | -7.7 | -7.9 | -8.2 |
| \mathcal{P}_1 | — | 0.41 | 0.42 | 0.49 |

| Example 2: $\alpha = \alpha(\omega)$ dB/cm | | | | |
|--|---|-------|------|------|
| K | — | 3.83 | 4.10 | 6.05 |
| $(\Delta P)_{min}^2$, dB | — | -0.5* | -6.6 | -8.0 |
| \mathcal{P}_1 | — | 0.12 | 0.36 | 0.46 |

*-for the 13-th mode

Table 1: Comparison of different decompositions for lossy PDC and the Schmidt decomposition of lossless PDC. Here, $(\Delta P)_{min}^2$ is the minimal quadrature variance, K is the number of modes Eq. (39), and $\mathcal{P}_1 = (\sqrt{(\Delta P_1)^2 (\Delta Q_1)^2})^{-1}$ is the purity of the first mode [9]. Note that $\langle \hat{P}_1 \hat{Q}_1 \rangle = 0$ due to the phase alignment.

3.3 Discussion

Here, we give an overview of properties of the discussed basis sets for both constant and frequency-dependent losses. The overlap coefficients between these bases are presented in Fig. 6.

It can be seen that the Mercer-Wolf and Williamson modes are closer to each other, when compared to the MSq modes, which emphasizes the uniqueness of the presented iterative algorithm. This is especially significant for Example 2, where the presence of frequency-dependent losses significantly changes the PDC spectrum.

Table 1 provides a summary of the main properties of the discussed bases. One sees that in the Mercer-Wolf basis, the output state is described by the lowest number of occupied modes, however, these modes do not provide the maximal squeezing. The latter is also true for the Williamson basis. In turn, the first mode of developed MSq-mode basis is characterized by the best squeezing (and maximal purity), which can be measured in the given lossy system. Table 1 shows, how large it differs from another bases. If we are interested in extracting the PDC mode with maximal squeezing, the local oscillator (or demultiplexer, frequency filter) must be prepared in the form of the first MSq-mode. Note that in the $\alpha \rightarrow 0$ limit, the Mercer-Wolf, Williamson, and MSq modes coincide with the Schmidt modes and can be used as an alternative way to perform the BMr.

In order to summarize the obtained results, one can claim that for PDC generated in a lossy medium, no basis that diagonalizes the covariance matrix exists. Consequently, there is no unique broadband basis of Schmidt modes: A lossy system cannot be represented as a set of independent squeezers. Therefore, one can use different decompositions depending on the considered problem and properties to be optimized. The choice of a basis is not limited to the Mercer-Wolf, Williamson, or MSq basis, e.g., the broadband modes can also be considered from the diagonalization of the $\langle \hat{a}\hat{a} \rangle$ matrix using the Takagi factorization or by using other optimization techniques in order to maximize or minimize chosen physical quantities.

4 Conclusions

In this work, we examine properties of multimode squeezed light in a lossy medium. Our approach is based on the spatial Heisenberg equation and virtual beamsplitters to include losses. We first introduce a discrete set of virtual beamsplitters and show how the solution to the output annihilation operators can be written in terms of the partial Bogoliubov transformation. We then consider a continuous dynamics and derive the spatial Langevin equation for the monochromatic operators which is valid for any type of Markovian environment. For Gaussian states, we present the master equations for the second-order correlation matrices. Our approach includes spatial-ordering effects and is valid for both low- and high-gain PDC.

Using the squeezed vacuum state as an example, we consider both frequency-uniform and frequency-dependent internal losses and explore broadband modes for different loss profiles. Unlike for the lossless case, where the Bloch-Messiah reduction results in a unique basis of Schmidt modes, the structure of lossy multimode PDC is more complex and different sets of broadband modes can be introduced. Considering a task of finding a broadband basis for maximizing squeezing, we investigate the Mercer-Wolf and Williamson decompositions and show that both of them are not optimal for this task. In contrast, we propose an iterative algorithm to find a new set of broadband modes, which allows us to obtain the maximal squeezing in the considered system.

The methods and approaches presented in this paper are not limited to type-I PDC: All the procedures can be performed for other PDC types by modifying the vectors of annihilation and creation operators in accordance with their polarization. Although as an example we consider the rather artificial case of frequency-dependent PDC losses, all the presented equations and expansions are also valid for pulsed single-pass four-wave mixing in resonant media, where the absorption spectrum of the media, which may have a complex profile, plays a crucial role [27]. Finally, the results presented in this paper can be applied to filtered PDC, where losses are introduced at the output of the crystal [41, 42, 43]. This system can be considered as a special case of the discrete model with a single beamsplitter at the output.

Acknowledgments

We would like to thank M. Stefszky, H. Herrmann, L. Padberg, S. Barkhofen and Prof. C. Silberhorn for fruitful discussions, which helped to significantly improve the quality of the manuscript. This work is supported by the "Photonic Quantum Computing" (PhoQC) project, which is funded by the Ministry for Culture and Science of the State of North-Rhine Westphalia.

References

- [1] D.N. Klyshko. "Photons and nonlinear optics". CRC Press. (1988).
- [2] Werner Vogel and Dirk-Gunnar Welsch. "Quantum optics". Wiley-VCH, Berlin. (2006).
- [3] Mattia Walschaers. "Non-gaussian quantum states and where to find them". *PRX Quantum* **2**, 030204 (2021).
- [4] Carlton M. Caves. "Quantum limits on noise in linear amplifiers". *Phys. Rev. D* **26**, 1817–1839 (1982).
- [5] B. Huttner, S. Serulnik, and Y. Ben-Aryeh. "Quantum analysis of light propagation in a parametric amplifier". *Phys. Rev. A* **42**, 5594–5600 (1990).
- [6] Mikhail I. Kolobov. "The spatial behavior of nonclassical light". *Rev. Mod. Phys.* **71**, 1539–1589 (1999).
- [7] Samuel L. Braunstein. "Squeezing as an irreducible resource". *Phys. Rev. A* **71**, 055801 (2005).
- [8] Wojciech Wasilewski, A. I. Lvovsky, Konrad Banaszek, and Czesław Radzewicz. "Pulsed squeezed light: Simultaneous squeezing of multiple modes". *Phys. Rev. A* **73**, 063819 (2006).
- [9] C. Fabre and N. Treps. "Modes and states in quantum optics". *Rev. Mod. Phys.* **92**, 035005 (2020).
- [10] Michael G Raymer and Ian A Walmsley. "Temporal modes in quantum optics: then and now". *Physica Scripta* **95**, 064002 (2020).
- [11] B. Brecht, Dileep V. Reddy, C. Silberhorn, and M. G. Raymer. "Photon temporal modes: A complete framework for quantum information science". *Phys. Rev. X* **5**, 041017 (2015).
- [12] Tiphaine Kouadou, F. Sansavini, M. Ansquer, J. Henaff, N. Treps, and V. Parigi. "Spectrally shaped and pulse-by-pulse multiplexed multimode squeezed states of light". *APL Photonics* **8**, 086113 (2023).
- [13] Laura Serino, Jano Gil-Lopez, Michael Stefszky, Raimund Ricken, Christof Eigner, Benjamin Brecht, and Christine Silberhorn. "Realization of a multi-output quantum pulse gate for decoding high-dimensional temporal modes of single-photon states". *PRX Quantum* **4**, 020306 (2023).
- [14] Barak Dayan. "Theory of two-photon interactions with broadband down-converted light and entangled photons". *Phys. Rev. A* **76**, 043813 (2007).
- [15] P. Sharapova, A. M. Pérez, O. V. Tikhonova, and M. V. Chekhova. "Schmidt modes in the angular spectrum of bright squeezed vacuum". *Phys. Rev. A* **91**, 043816 (2015).
- [16] Jan Peřina. "Coherence and dimensionality of intense spatio-spectral twin beams". *Phys. Rev. A* **92**, 013833 (2015).
- [17] P. R. Sharapova, O. V. Tikhonova, S. Lemieux, R. W. Boyd, and M. V. Chekhova. "Bright squeezed vacuum in a nonlinear interferometer: Frequency and temporal schmidt-mode description". *Phys. Rev. A* **97**, 053827 (2018).
- [18] David Barral, Mattia Walschaers, Kamel Bencheikh, Valentina Parigi, Juan Ariel Levenson, Nicolas Treps, and Nadia Belabas. "Quantum state engineering in arrays of nonlinear waveguides". *Phys. Rev. A* **102**, 043706 (2020).
- [19] Andreas Christ, Benjamin Brecht, Wolfgang Mauerner, and Christine Silberhorn. "Theory of quantum frequency conversion and type-II parametric down-conversion in the high-gain regime". *New Journal of Physics* **15**, 053038 (2013).
- [20] D. B. Horoshko, L. La Volpe, F. Arzani, N. Treps, C. Fabre, and M. I. Kolobov. "Bloch-messiah reduction for twin beams of light". *Phys. Rev. A* **100**, 013837 (2019).

- [21] P. R. Sharapova, G. Frascella, M. Ribinin, A. M. Pérez, O. V. Tikhonova, S. Lemieux, R. W. Boyd, G. Leuchs, and M. V. Chekhova. “Properties of bright squeezed vacuum at increasing brightness”. *Phys. Rev. Res.* **2**, 013371 (2020).
- [22] Nicolás Quesada, Gil Triginer, Mihai D. Vidrighin, and J. E. Sipe. “Theory of high-gain twin-beam generation in waveguides: From maxwell’s equations to efficient simulation”. *Phys. Rev. A* **102**, 033519 (2020).
- [23] Bruno Huttner and Stephen M. Barnett. “Quantization of the electromagnetic field in dielectrics”. *Phys. Rev. A* **46**, 4306–4322 (1992).
- [24] T. Gruner and D.-G. Welsch. “Green-function approach to the radiation-field quantization for homogeneous and inhomogeneous kramers-kronig dielectrics”. *Phys. Rev. A* **53**, 1818–1829 (1996).
- [25] Daniele Melati, Andrea Melloni, and Francesco Morichetti. “Real photonic waveguides: guiding light through imperfections”. *Advances in Optics and Photonics* **6**, 156 (2014).
- [26] D.N. Klyshko, A.N. Penin, and B.F. Polkovnikov. “Parametric luminescence and light scattering by polaritons”. *JETP LETTERS* **11**, 5–8 (1970).
- [27] Jon D. Swaim and Ryan T. Glasser. “Squeezed-twin-beam generation in strongly absorbing media”. *Phys. Rev. A* **96**, 033818 (2017).
- [28] Andrei V. Rasputnyi, Denis A. Kopylov, Tatiana V. Murzina, and Maria V. Chekhova. “Cascaded frequency up-conversion of bright squeezed vacuum: spectral and correlation properties”. *Optics Letters* **47**, 766 (2022).
- [29] Diana A. Antonosyan, Alexander S. Solntsev, and Andrey A. Sukhorukov. “Effect of loss on photon-pair generation in nonlinear waveguide arrays”. *Phys. Rev. A* **90**, 043845 (2014).
- [30] L G Helt, M J Steel, and J E Sipe. “Spontaneous parametric downconversion in waveguides: what’s loss got to do with it?”. *New Journal of Physics* **17**, 013055 (2015).
- [31] Markus Gräfe, Diana A. Antonosyan, Alexander S. Solntsev, Andrey A. Sukhorukov, and Alexander Szameit. “Optical emulation of photon-pair generation in nonlinear lossy waveguides”. *EPL (Europhysics Letters)* **118**, 54001 (2017).
- [32] Milica Banic, Luca Zatti, Marco Liscidini, and J. E. Sipe. “Two strategies for modeling nonlinear optics in lossy integrated photonic structures”. *Phys. Rev. A* **106**, 043707 (2022).
- [33] Prem Kumar and Jeffrey H. Shapiro. “Squeezed-state generation via forward degenerate four-wave mixing”. *Phys. Rev. A* **30**, 1568–1571 (1984).
- [34] Pavel Kolchin. “Electromagnetically-induced-transparency-based paired photon generation”. *Phys. Rev. A* **75**, 033814 (2007).
- [35] C. H. Raymond Ooi, Qingqing Sun, M. Suhail Zubairy, and Marlan O. Scully. “Correlation of photon pairs from the double raman amplifier: Generalized analytical quantum langevin theory”. *Phys. Rev. A* **75**, 013820 (2007).
- [36] S. Shwartz, R. N. Coffee, J. M. Feldkamp, Y. Feng, J. B. Hastings, G. Y. Yin, and S. E. Harris. “X-ray parametric down-conversion in the langevin regime”. *Phys. Rev. Lett.* **109**, 013602 (2012).
- [37] C. H. Raymond Ooi and Konstantin Dorfman. “Quantum parametric double raman oscillators with co- and counterpropagating fields: Relative intensity squeezing and spatial photon correlations”. *Phys. Rev. A* **106**, 053705 (2022).
- [38] Colin Vendromin and Marc M. Dignam. “Simple way to incorporate loss when modeling multimode-entangled-state generation”. *Phys. Rev. A* **105**, 063707 (2022).
- [39] L G Helt and N Quesada. “Degenerate squeezing in waveguides: a unified theoretical approach”. *Journal of Physics: Photonics* **2**, 035001 (2020).
- [40] N. Quesada, L. G. Helt, M. Menotti, M. Liscidini, and J. E. Sipe. “Beyond photon pairs—nonlinear quantum photonics in the high-gain regime: a tutorial”. *Advances in Optics and Photonics* **14**, 291 (2022).

- [41] Andreas Christ, Cosmo Lupo, Matthias Reichelt, Torsten Meier, and Christine Silberhorn. “Theory of filtered type-ii parametric down-conversion in the continuous-variable domain: Quantifying the impacts of filtering”. *Phys. Rev. A* **90**, 023823 (2014).
- [42] M. F. Melalkia, L. Brunel, S. Tanzilli, J. Etesse, and V. D’Auria. “Theoretical framework for photon subtraction with non-mode-selective resources”. *Phys. Rev. A* **105**, 013720 (2022).
- [43] Martin Houde and Nicolás Quesada. “Waveguided sources of consistent, single-temporal-mode squeezed light: The good, the bad, and the ugly”. *AVS Quantum Science* **5**, 011404 (2023).
- [44] Christian Weedbrook, Stefano Pirandola, Raúl García-Patrón, Nicolas J. Cerf, Timothy C. Ralph, Jeffrey H. Shapiro, and Seth Lloyd. “Gaussian quantum information”. *Reviews of Modern Physics* **84**, 621–669 (2012).
- [45] Emil Wolf. “New theory of partial coherence in the space–frequency domain. part i: spectra and cross spectra of steady-state sources”. *J. Opt. Soc. Am.* **72**, 343–351 (1982).
- [46] Leonard Mandel and Emil Wolf. “Optical Coherence and Quantum Optics”. Cambridge Univ. Pr. (1995).
- [47] Aruto Hosaka, Taiki Kawamori, and Fumihiko Kannari. “Multimode quantum theory of nonlinear propagation in optical fibers”. *Phys. Rev. A* **94**, 053833 (2016).
- [48] Dmitri B. Horoshko. “Generator of spatial evolution of the electromagnetic field”. *Phys. Rev. A* **105**, 013708 (2022).
- [49] Gardiner, Crispin and Zoller, Peter. “Quantum Noise”. Springer Berlin, Heidelberg. (2004).
- [50] Élie Gouzien, Sébastien Tanzilli, Virginia D’Auria, and Giuseppe Patera. “Morphing supermodes: A full characterization for enabling multimode quantum optics”. *Phys. Rev. Lett.* **125**, 103601 (2020).
- [51] Tatsuhiro Onodera, Edwin Ng, Chris Gustin, Niels Lörch, Atsushi Yamamura, Ryan Hamerly, Peter L. McMahon, Alireza Marandi, and Hideo Mabuchi. “Nonlinear quantum behavior of ultrashort-pulse optical parametric oscillators”. *Phys. Rev. A* **105**, 033508 (2022).
- [52] Melissa A. Guidry, Daniil M. Lukin, Ki Youl Yang, and Jelena Vučković. “Multimode squeezing in soliton crystal microcombs”. *Optica* **10**, 694 (2023).
- [53] Ravi P. Agarwal and Donal O’Regan. “An introduction to ordinary differential equations”. Springer New York. (2008).
- [54] Matteo G. A. Paris, Fabrizio Illuminati, Alessio Serafini, and Silvio De Siena. “Purity of gaussian states: Measurement schemes and time evolution in noisy channels”. *Phys. Rev. A* **68**, 012314 (2003).
- [55] John C. Butcher. “Numerical methods for ordinary differential equations”. Wiley. (2008).
- [56] Dominik Šafránek. “Estimation of gaussian quantum states”. *Journal of Physics A: Mathematical and Theoretical* **52**, 035304 (2018).
- [57] Brajesh Gupt, Josh Izaac, and Nicolás Quesada. “The walrus: a library for the calculation of hafnians, hermite polynomials and gaussian boson sampling”. *Journal of Open Source Software* **4**, 1705 (2019).
- [58] Martin Houde, Will McCutcheon, and Nicolás Quesada. “Matrix decompositions in quantum optics: Takagi/autonne, bloch-messiah / euler, iwasawa, and williamson” (2024). [arXiv:2403.04596](https://arxiv.org/abs/2403.04596).
- [59] Gianfranco Cariolaro and Gianfranco Pierobon. “Reexamination of bloch-messiah reduction”. *Phys. Rev. A* **93**, 062115 (2016).
- [60] Gianfranco Cariolaro and Gianfranco Pierobon. “Bloch-messiah reduction of gaussian unitaries by takagi factorization”. *Phys. Rev. A* **94**, 062109 (2016).

A Solution of the Heisenberg equation for lossless PDC

For a quantum description of the single-pass PDC generation in a finite nonlinear crystal we use the spatial generator formalism [5, 48]. Under this approach, the light inside the dispersive medium is presented in terms of discrete temporal modes, with the frequencies $\omega_m = 2\pi m/T$, where $m = 0, 1, 2, \dots$, and the discretization time T is much longer than any relevant time in the system.

The frequency positive part of the spatially single-mode electric field operator has the form

$$\hat{E}^+(z, t) = \sum_n \sqrt{\frac{\hbar\omega_n}{2\varepsilon_0 c T n(\omega_n)}} \hat{a}(z, \omega_n) e^{-i\omega_n t}, \quad (41)$$

where $n(\omega)$ is the refractive index. The annihilation $\hat{a}(z, \omega_n)$ and creation $\hat{a}^\dagger(z, \omega_n)$ operators satisfy the bosonic commutation relation $[\hat{a}(z, \omega_n), \hat{a}^\dagger(z, \omega_m)] = \delta_{nm}$.

In the spatial generator formalism, the spatial Heisenberg equation has the form [5, 48]

$$i\hbar \frac{\partial \hat{a}(z, \omega_n)}{\partial z} = [\hat{a}(z, \omega_n), -\hat{G}(z)], \quad (42)$$

where the momentum operator $\hat{G}(z)$ is a generator for spatial evolution.

For the type-I PDC generated by a pulsed pump of the form

$$E_p^+(z, t) = \int d\omega S(\omega) e^{-i\omega t + ik_p(\omega)z}, \quad (43)$$

the momentum operator is given by $\hat{G}(z) = \hat{G}_l(z) + \hat{G}_{nl}(z)$, where

$$\hat{G}_l(z) = \sum_n \hbar k_n \hat{a}^\dagger(z, \omega_n) \hat{a}(z, \omega_n) + h.c. \quad (44)$$

and

$$\hat{G}_{nl}(z) = \frac{\hbar\Gamma}{2} \sum_{i,j} J_{ij}(z) \hat{a}^\dagger(z, \omega_i) \hat{a}^\dagger(z, \omega_j) + h.c. \quad (45)$$

Here the coupling matrix $J_{ij}(z) = S(\omega_i + \omega_j) e^{ik_p(\omega_i + \omega_j)z}$, $k_n \equiv k(\omega_n) = \frac{n(\omega_n)\omega_n}{c}$ is the wavevector of quantized modes in a crystal, $S(\omega)$ is the pump spectrum at $z = 0$, and $k_p(\omega) = \frac{n_p(\omega)\omega}{c}$ is the pump wavevector.

Substituting (44) and (45) in (42), the spatial Heisenberg equation for PDC monochromatic operators takes the form

$$\frac{d\hat{a}_i(z)}{dz} = ik_i \hat{a}_i(z) + i\Gamma \sum_j J_{ij}(z) \hat{a}_j^\dagger(z). \quad (46)$$

The solution to the Heisenberg equation has the form of the Bogoliubov transformation:

$$\hat{a}_i(z) = \sum_j \left(E_{ij}(z, z_0) \hat{a}_j(z_0) + F_{ij}(z, z_0) \hat{a}_j^\dagger(z_0) \right), \quad (47)$$

where z_0 is the initial position of the nonlinear medium, and the equations for the Bogoliubov transfer matrices satisfy the following equations:

$$\frac{dE_{ij}(z, z_0)}{dz} = ik_i E_{ij}(z) + i\Gamma \sum_n J_{in}(z) F_{nj}^*(z, z_0), \quad (48)$$

$$\frac{dF_{ij}(z, z_0)}{dz} = ik_i F_{ij}(z) + i\Gamma \sum_n J_{in}(z) E_{nj}^*(z, z_0). \quad (49)$$

The initial conditions read $E_{ij}(z_0, z_0) = \delta_{ij}$ and $F_{ij}(z_0, z_0) = 0$.

In order to solve these equations numerically, one should get rid of fast oscillating terms. This can be done by introducing the slowly-varying functions $\mathcal{E}_{ij}(z)$ and $\mathcal{F}_{ij}(z)$

$$E_{ij}(z) = \mathcal{E}_{ij}(z, z_0) e^{ik_i z}, \quad (50)$$

$$F_{ij}(z) = \mathcal{F}_{ij}(z, z_0) e^{ik_i z}. \quad (51)$$

Then the slowly-varying equations read

$$\frac{d\mathcal{E}_{ij}(z)}{dz} = i\Gamma \sum_n S(\omega_i + \omega_n) e^{i\Delta k_{in} z} \mathcal{F}_{nj}^*(z), \quad (52)$$

$$\frac{d\mathcal{F}_{ij}(z)}{dz} = i\Gamma \sum_n S(\omega_i + \omega_n) e^{i\Delta k_{in} z} \mathcal{E}_{nj}^*(z), \quad (53)$$

where $\Delta k_{ij} = k_p(\omega_i + \omega_j) - k_i - k_j$ is the wave-vector mismatch. It should be noted that the wave-vector mismatch Δk_{ij} in the equations appears only for the slowly-varying functions and operators. From numerical point of view, these slowly-varying equations can be solved in much more efficient way compared to original equations (48) and (49).

For given Bogoliubov transfer matrices, the field correlation functions for a vacuum initial state can be found as

$$\langle \hat{a}_i^\dagger(z) \hat{a}_j(z) \rangle = \sum_n (F_{in})^* F_{jn}, \quad (54)$$

$$\langle \hat{a}_i(z) \hat{a}_j(z) \rangle = \sum_n E_{in} F_{jn}. \quad (55)$$

A.1 Approximate spatially-averaged solution

One of the ways to solve Eqs. (52) and (53) approximately is to replace the function $e^{i\Delta z}$ with its spatially-averaged version

$$e^{i\Delta z} \rightarrow \frac{1}{L} \int_0^L dz e^{i\Delta z} = \text{sinc}\left(\frac{\Delta L}{2}\right) e^{i\frac{\Delta L}{2}}. \quad (56)$$

In this case, the equations (52) and (53) became autonomous and their solution can be easily found using theories with the gain-independent Schmidt modes e.g. in Refs. [15, 16, 17]. This spatially-averaged solution can also be interpreted as the first-order Magnus expansion of the evolution operator [20], which gives only a qualitative solution for the studied system. Under this approximation, the spatial-ordering effects are neglected and consequently the local losses can not be properly implemented.

B Full Bogoliubov transformation and Bloch-Messiah reduction

The full Bogoliubov transformation has the form

$$\begin{bmatrix} \hat{\mathbf{b}} \\ \hat{\mathbf{b}}^\dagger \end{bmatrix} = \begin{bmatrix} E & F \\ F^* & E^* \end{bmatrix} \begin{bmatrix} \hat{\mathbf{a}} \\ \hat{\mathbf{a}}^\dagger \end{bmatrix}, \quad (57)$$

where the matrices E and F are the square $N \times N$ matrices, while $\hat{\mathbf{a}}$, $\hat{\mathbf{b}}$ are the vectors of the input and output annihilation operators, respectively.

The output operators satisfy the bosonic commutation relations that results in the following relations for the matrices:

$$EE^H - FF^H = \mathbf{1}_N, \quad EF^T = (EF^T)^T, \quad (58)$$

where $\mathbf{1}_N$ is the identity matrix.

The full Bogoliubov transformation is invertible, so it is possible to write the input commutation relations through the output operators that leads to two additional relations:

$$E^H E - (F^H F)^T = \mathbf{1}_N, \quad E^H F = (E^H F)^T. \quad (59)$$

In order to obtain the Bloch-Messiah reduction, we perform the left polar decomposition of the matrices E and F :

$$E = P_E V_E, \quad F = P_F V_F, \quad (60)$$

where the matrices V_E and V_F are the unitary matrices. The matrices P_E and P_F are the square positive definite matrices defined as

$$P_E = (EE^H)^{\frac{1}{2}}, \quad P_F = (FF^H)^{\frac{1}{2}}. \quad (61)$$

According to Eq. (58) matrices EE^H and FF^H commute, therefore matrices P_F and P_E are simultaneously diagonalizable with the eigendecomposition

$$P_E = U \Lambda_E U^H, \quad P_F = U \Lambda_F U^H, \quad (62)$$

where Λ_E and Λ_F are the real and non-negative matrices. Their values are sorted in descending order and, according to (58), are connected as $\Lambda_E^2 = \Lambda_F^2 + \mathbf{1}_N$.

Therefore the matrices E and F can be written in the form:

$$E = U \Lambda_E U^H V_E = U \Lambda_E W_E^H, \quad (63)$$

$$F = U \Lambda_F U^H V_F = U \Lambda_F W_F^H, \quad (64)$$

which can be interpreted as their simultaneous singular value decomposition.

Since the eigendecomposition (62) is not unique, there is a freedom in choosing matrix U (the eigenvectors are defined up to an arbitrary phase). However, the presence of the inverse transformation (59) allows us to get rid of this phase-freedom by applying the so-called the ‘rotation condition’ $D = (W_F^H W_E^*)^{\frac{1}{2}}$ [59, 60].

Then one can write the decomposition of the Bogoliubov transformation in the form of the Bloch-Messiah reduction [7]:

$$E = U \Lambda_E W_E^H, \quad F = U \Lambda_F (W_F^H)^*, \quad (65)$$

where $U = UD$, $W_E = W_F^* D^*$ and $W_F = W_F D$.

Therefore, the Bloch-Messiah reduction is valid only for the closed system (full Bogoliubov transformation), where the invertible transformation can be constructed.

C Number of occupied modes

In this section we show that the number of occupied modes defined as

$$K_F = \left(\sum_i (n_i^F)^2 \right)^{-1}, \quad (66)$$

where $n_i^F = \langle \hat{F}_i^\dagger \hat{F}_i \rangle / (\sum_i \langle \hat{F}_i^\dagger \hat{F}_i \rangle)$ is minimal for modes having a diagonal correlation matrix $\langle \hat{F}_i^\dagger \hat{F}_j \rangle$.

To prove it, let us consider two sets of modes \hat{A} and \hat{B} . The first one provides the diagonal correlation matrix $\langle \hat{A}_i^\dagger \hat{A}_j \rangle = \lambda_i^2 \delta_{ij}$, where λ_i^2 are real and non-negative values. Modes \hat{B} are connected with modes \hat{A} by the unitary matrix U :

$$\hat{B}_n = \sum_m U_{nm} \hat{A}_m. \quad (67)$$

The diagonal elements of correlation matrices in basis \hat{B} can be found using the transformation Eq. (6):

$$\langle \hat{B}_n^\dagger \hat{B}_n \rangle = \sum_m U_{nm}^* \lambda_m^2 U_{nm} = \sum_m |U_{nm}|^2 \lambda_m^2. \quad (68)$$

Then the full number of photons reads

$$\mathcal{N} = \sum_n \langle \hat{A}_n^\dagger \hat{A}_n \rangle = \sum_n \langle \hat{B}_n^\dagger \hat{B}_n \rangle = \sum_n \lambda_n^2. \quad (69)$$

At the same time, since $0 \leq |U_{nm}|^2 \leq 1$, the following inequality holds

$$\sum_n (n_n^B)^2 = \frac{1}{\mathcal{N}^2} \sum_n \left(\sum_m |U_{nm}|^2 \lambda_m^2 \right)^2 \leq \frac{1}{\mathcal{N}^2} \sum_n \left(\sum_m \lambda_m^2 \right)^2 = \sum_n (n_n^A)^2. \quad (70)$$

Therefore

$$K_A \leq K_B. \quad (71)$$

D Construction of a discrete solution

D.1 Transfer matrix method for the Bogoliubov transformation

Let us consider the Bogoliubov transformation in the form

$$\begin{bmatrix} \hat{\mathbf{a}}(z) \\ \hat{\mathbf{a}}^\dagger(z) \end{bmatrix} = \mathcal{M}(z, z_0) \begin{bmatrix} \hat{\mathbf{a}}(z_0) \\ \hat{\mathbf{a}}^\dagger(z_0) \end{bmatrix}. \quad (72)$$

Here, $\hat{\mathbf{a}}(z) = [\hat{a}_1(z), \hat{a}_2(z), \dots, \hat{a}_N(z)]^T$ and $\hat{\mathbf{a}}^\dagger(z) = [\hat{a}_1^\dagger(z), \hat{a}_2^\dagger(z), \dots, \hat{a}_N^\dagger(z)]^T$ are the vectors consisting of the annihilation and creation operators, respectively. The matrix $\mathcal{M}(z, z_0)$ is the $2N \times 2N$ Bogoliubov transfer matrix of the full system and can be written as

$$\mathcal{M}(z, z_0) = \begin{bmatrix} \mathcal{M}_e(z, z_0) & \mathcal{M}_f(z, z_0) \\ \mathcal{M}_f^*(z, z_0) & \mathcal{M}_e^*(z, z_0) \end{bmatrix}, \quad (73)$$

where the matrices \mathcal{M}_e and \mathcal{M}_f are $N \times N$ sub-matrices. $\mathcal{M}(z, z_0)$ matrices couple the annihilation operators at position z with the creation and annihilation operators at position z_0 .

If we introduce the annihilation and creation operators at position z' , where $z_0 < z' < z$, and two intermediate Bogoliubov transformations $\mathcal{M}(z, z')$ and $\mathcal{M}(z', z_0)$, then the full transformation (from z_0 to z) is given by $\mathcal{M}(z, z_0) = \mathcal{M}(z, z')\mathcal{M}(z', z_0)$, where the sub-matrices read:

$$\mathcal{M}_e(z, z_0) = \mathcal{M}_e(z, z')\mathcal{M}_e(z', z_0) + \mathcal{M}_f(z, z')\mathcal{M}_f^*(z', z_0), \quad (74)$$

$$\mathcal{M}_f(z, z_0) = \mathcal{M}_e(z, z')\mathcal{M}_f(z', z_0) + \mathcal{M}_f(z, z')\mathcal{M}_e^*(z', z_0). \quad (75)$$

D.2 Discrete model: step by step

As was mentioned in section 2.3, a lossy medium with the extinction coefficient $\alpha(\omega)$ is modeled as an M -segmented nonlinear medium, where each segment of length Δz consists of an ideal lossless squeezer, and beamsplitters are placed between such lossless segments (Fig. 7).

In terms of the Bogoliubov transformation, this system consists of the input operators $\hat{\mathbf{A}}_{in} = (\hat{\mathbf{a}}, \hat{\mathbf{f}}_1, \hat{\mathbf{f}}_2, \dots, \hat{\mathbf{f}}_M)^T$, and the output operators $\hat{\mathbf{A}}_{out} = (\hat{\mathbf{a}}(L), \hat{\mathbf{f}}_1^{out}, \hat{\mathbf{f}}_2^{out}, \dots, \hat{\mathbf{f}}_M^{out})^T$. The input and output operators are coupled with the full Bogoliubov transformation:

$$\begin{bmatrix} \hat{\mathbf{A}}_{out} \\ \hat{\mathbf{A}}_{out}^\dagger \end{bmatrix} = \begin{bmatrix} \mathcal{M}_e & \mathcal{M}_f \\ \mathcal{M}_f^* & \mathcal{M}_e^* \end{bmatrix} \begin{bmatrix} \hat{\mathbf{A}}_{in} \\ \hat{\mathbf{A}}_{in}^\dagger \end{bmatrix}. \quad (76)$$

However, as mentioned in the main text, we do not need to calculate the full matrices \mathcal{M}_e and \mathcal{M}_f , rather only the part of these matrices that corresponds to the output operators $\hat{\mathbf{a}}(L)$. So, the partial Bogoliubov transformation has the form

$$\begin{bmatrix} \hat{\mathbf{a}}(L) \\ \hat{\mathbf{a}}^\dagger(L) \end{bmatrix} = \begin{bmatrix} \tilde{\mathbf{E}} & \tilde{\mathbf{F}} \\ \tilde{\mathbf{F}}^* & \tilde{\mathbf{E}}^* \end{bmatrix} \begin{bmatrix} \hat{\mathbf{A}}_{in} \\ \hat{\mathbf{A}}_{in}^\dagger \end{bmatrix}, \quad (77)$$

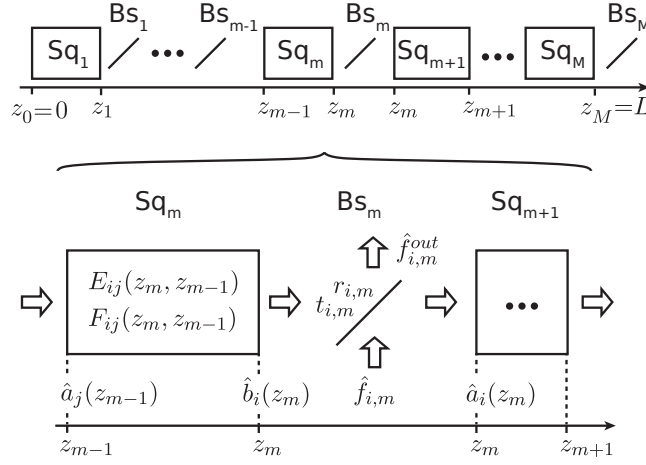


Figure 7: Detailed scheme of the discrete model.

where $\tilde{\mathbf{E}} = (\tilde{E}^0 \tilde{E}^1 \tilde{E}^2 \dots \tilde{E}^M)$ and $\tilde{\mathbf{F}} = (\tilde{F}^0 \tilde{F}^1 \tilde{F}^2 \dots \tilde{F}^M)$ are the partial Bogoliubov transformation matrices.

The matrices \tilde{E}^m and \tilde{F}^m can be found in the following way:

1. The m -th ideal squeezer with the initial and final coordinates z_{m-1} and z_m , respectively, is described by the Bogoliubov transfer matrices $E_m = E(z_m, z_{m-1})$ and $F_m = F(z_m, z_{m-1})$ that are the solutions to equations (48) and (49) with the initial conditions $E(z_{m-1}, z_{m-1}) = \mathbf{1}_N$ and $F(z_{m-1}, z_{m-1}) = 0$. The Bogoliubov transformation is then

$$\begin{bmatrix} \mathbf{b}(z_m) \\ \mathbf{b}^\dagger(z_m) \end{bmatrix} = \begin{bmatrix} E_m & F_m \\ F_m^* & E_m^* \end{bmatrix} \begin{bmatrix} \hat{\mathbf{a}}(z_{m-1}) \\ \hat{\mathbf{a}}^\dagger(z_{m-1}) \end{bmatrix}. \quad (78)$$

2. The beamsplitter matrices are given by

$$T_m = \text{diag}(t_{1,m}, t_{2,m}, \dots, t_{N,m}), \quad (79)$$

$$R_m = \text{diag}(r_{1,m}, r_{2,m}, \dots, r_{N,m}), \quad (80)$$

where $t_{i,m} \equiv t_m(\omega_i) = e^{-\alpha_m(\omega_i)\Delta z/2}$ and $r_m(\omega_i) = \sqrt{1 - t_m^2(\omega_i)}$ are the transmission and reflection coefficients, respectively. The Bogoliubov transformation for each beamsplitter reads

$$\begin{bmatrix} \hat{\mathbf{a}}(z_m) \\ \hat{\mathbf{f}}_m^{\text{out}} \end{bmatrix} = \begin{bmatrix} T_m & R_m \\ -R_m & T_m \end{bmatrix} \begin{bmatrix} \mathbf{b}(z_m) \\ \hat{\mathbf{f}}_m \end{bmatrix}. \quad (81)$$

For a single segment consisting of one squeezer and one beamsplitter, the multiplication of the Bogoliubov transformations (78) and (81) leads to the following expression for the annihilation operators

$$\hat{a}_i(z_m) = t_{i,m} \left(\sum_n E_{in}(z_m, z_{m-1}) \hat{a}_n(z_{m-1}) + F_{in}(z_m, z_{m-1}) \hat{a}_n^\dagger(z_{m-1}) \right) + r_{i,m} \hat{f}_{i,m}. \quad (82)$$

By multiplying all the segments with the rules (74) and (75), we can find the final matrices \tilde{E}^m and \tilde{F}^m , connecting the operators at the beginning and the end of the crystal. In the most compact way, these procedure can be represented using the following inverse recursive expression from $m = M$ to $m = 0$

$$Y_m^e = Y_{m+1}^e T_m E_m + Y_{m+1}^f (T_m F_m)^*, \quad (83)$$

$$Y_m^f = Y_{m+1}^e T_m F_m + Y_{m+1}^f (T_m E_m)^*, \quad (84)$$

$$\text{with } Y_{M+1}^e = \mathbf{1}_N \text{ and } Y_{M+1}^f = 0. \quad (85)$$

The partial Bogoliubov transfer matrices Eq. (15) are then

$$\tilde{E}^m = Y_{m+1}^e R_m, \quad \tilde{F}^m = Y_{m+1}^f (R_m)^*, \quad (86)$$

$$\tilde{E}^0 = Y_0^e, \quad \tilde{F}^0 = Y_0^f. \quad (87)$$

The annihilation operators at the output of the crystal satisfy the bosonic commutation relations $[\hat{a}_i(L), \hat{a}_j^\dagger(L)] = \delta_{ij}$ and $[\hat{a}_i(L), \hat{a}_j(L)] = 0$ and lead to additional relations for the matrices:

$$\sum_{m=0}^M [\tilde{E}^m (\tilde{E}^m)^H - \tilde{F}^m (\tilde{F}^m)^H] = \delta_{ij}, \quad (88)$$

$$\sum_{m=0}^M [\tilde{E}^m (\tilde{F}^m)^T - \tilde{F}^m (\tilde{E}^m)^T] = 0, \quad (89)$$

respectively.

Using the partial Bogoliubov transformation, one can calculate various correlation matrices. For example, for the initial vacuum state and vacuum environment they read

$$\langle \hat{a}_i^\dagger(z) \hat{a}_j(z) \rangle = \sum_n (\tilde{F}_{in}^0)^* \tilde{F}_{jn}^0 + \sum_{m=1}^M \sum_n (\tilde{F}_{in}^m)^* \tilde{F}_{jn}^m, \quad (90)$$

$$\langle \hat{a}_i(z) \hat{a}_j(z) \rangle = \sum_n \tilde{E}_{in}^0 \tilde{F}_{jn}^0 + \sum_{m=1}^M \sum_n \tilde{E}_{in}^m \tilde{F}_{jn}^m. \quad (91)$$

It should be noted that the first term in equations (90) and (91) corresponds to the contribution of the initial vacuum state $\hat{\mathbf{a}}$, while the second term appears due to the environment vacua $\hat{\mathbf{f}}_i$.

E Partial Bogoliubov transformation and its decomposition

Let us consider the partial Bogoliubov transformation in the form

$$\begin{bmatrix} \hat{\mathbf{b}} \\ \hat{\mathbf{b}}^\dagger \end{bmatrix} = \begin{bmatrix} \tilde{E} & \tilde{F} \\ \tilde{F}^* & \tilde{E}^* \end{bmatrix} \begin{bmatrix} \hat{\mathbf{c}} \\ \hat{\mathbf{c}}^\dagger \end{bmatrix}. \quad (92)$$

Here, the matrices \tilde{E} and \tilde{F} are $N \times N(M+1)$ matrices, the vector $\hat{\mathbf{c}}$ has the size of $N(M+1)$, while the vector $\hat{\mathbf{b}}$ has the size of N .

The output operators $\hat{\mathbf{b}}$ satisfy the bosonic commutation relations, so

$$\tilde{E} \tilde{E}^H - \tilde{F} \tilde{F}^H = \mathbf{1}_N, \quad \tilde{E} \tilde{F}^T = (\tilde{E} \tilde{F}^T)^T. \quad (93)$$

In order to perform a decomposition for the partial Bogoliubov transformation, we perform the left polar decompositions of the matrices \tilde{E} and \tilde{F} :

$$\tilde{E} = P_E V_E, \quad \tilde{F} = P_F V_F. \quad (94)$$

The matrices V_E and V_F are $N \times N(M+1)$ matrices with orthogonal rows. The matrices P_E and P_F are positive definite square $N \times N$ matrices. According to the definition,

$$P_E = (\tilde{E} \tilde{E}^H)^{\frac{1}{2}}, \quad P_F = (\tilde{F} \tilde{F}^H)^{\frac{1}{2}}. \quad (95)$$

According to Eq. (93), the matrices $\tilde{E} \tilde{E}^H$ and $\tilde{F} \tilde{F}^H$ commute. Therefore the matrices P_E and P_F can be diagonalized simultaneously:

$$P_E = U \Lambda_E U^H, \quad P_F = U \Lambda_F U^H, \quad (96)$$

where $\Lambda_E^2 = \Lambda_F^2 + \mathbf{1}_N$.

As a result, the matrices \tilde{E} and \tilde{F} read

$$\tilde{E} = U\Lambda_E U^H V_E = U\Lambda_E W_E, \quad (97)$$

$$\tilde{F} = U\Lambda_F U^H V_F = U\Lambda_F W_F, \quad (98)$$

that can be interpreted as a simultaneous singular value decomposition with the left unitary matrix U .

In opposite to the full Bogoliubov transformation, the partial transformation describes an open system and is not invertible. Thus, there is no ‘rotational condition’, which exists for the full transformation, so the Bloch-Messiah reduction is not valid for open systems. Therefore, the basis U for partial Bogoliubov transformation is defined up to arbitrary phases for different modes.

F Equations for continuous frequencies

In this section we briefly present equations for the continuous frequency space. Taking the limit $T \rightarrow \infty$ in Eq. (41) one gets $T^{-1} \sum_{\omega_m} \rightarrow (2\pi)^{-1} \int d\omega$ and continuous operators are introduced as $\hat{a}(\omega, z) \equiv \lim_{\Delta\omega \rightarrow 0} \frac{\hat{a}_i(z)}{\sqrt{\Delta\omega}}$. Consequently the Langevin equation has a form

$$\frac{d\hat{a}(z, \omega)}{dz} = i\kappa(\omega)\hat{a}(z, \omega) + i\Gamma \int d\omega' J(z, \omega, \omega') \hat{a}^\dagger(z, \omega') + \sqrt{\alpha(\omega)} \hat{f}(z, \omega), \quad (99)$$

where $J(z, \omega, \omega') = S(\omega + \omega') e^{ik_p(\omega + \omega')z}$ and $\kappa(\omega) = k(\omega) + i\alpha(\omega)/2$. The field and environment operators now satisfy the continuous bosonic commutation relations $[\hat{a}(z, \omega), \hat{a}^\dagger(z, \omega')] = \delta(\omega - \omega')$ and $[\hat{f}(z, \omega), \hat{f}^\dagger(z, \omega')] = \delta(\omega - \omega')$.

The solution to the Langevin equation reads

$$\begin{aligned} \hat{a}(z, \omega) = \int d\omega' \left[g(z, z_0, \omega, \omega') \hat{a}(z_0, \omega') + h(z, z_0, \omega, \omega') \hat{a}^\dagger(z_0, \omega') \right. \\ \left. + \sqrt{\alpha(\omega)} \int_{z_0}^z dz' \left(g(z, z', \omega, \omega') \hat{f}(z', \omega') + h(z, z', \omega, \omega') \hat{f}^\dagger(z', \omega') \right) \right], \end{aligned} \quad (100)$$

where the functions $g(z, x, \omega, \omega')$ and $h(z, x, \omega, \omega')$ are determined by the equations

$$\partial_z g(z, x, \omega, \omega') = i\kappa(\omega)g(z, x, \omega, \omega') + i\Gamma \int d\omega'' J(z, \omega, \omega'') h^*(z, x, \omega'', \omega'), \quad (101)$$

$$\partial_z h(z, x, \omega, \omega') = i\kappa(\omega)h(z, x, \omega, \omega') + i\Gamma \int d\omega'' J(z, \omega, \omega'') g^*(z, x, \omega'', \omega'), \quad (102)$$

with the initial conditions $g(x, x, \omega, \omega') = \delta(\omega - \omega')$ and $h(x, x, \omega, \omega') = 0$. For $\alpha(\omega) \equiv 0$ Eqs. (101), (102) correspond to the well-known solution for the lossless medium, e.g. in Refs. [19, 21].

For the Gaussian initial state and Markovian Gaussian environment with $\langle \hat{f}^\dagger(z, \omega) \rangle = \langle \hat{f}(z, \omega) \rangle = 0$ and the correlation matrices $\langle \hat{f}^\dagger(z, \omega) \hat{f}(z', \omega') \rangle = \langle \hat{f}^\dagger(z, \omega) \hat{f}(z, \omega') \rangle \delta(z - z')$ and $\langle \hat{f}(z, \omega) \hat{f}(z', \omega') \rangle = \langle \hat{f}(z, \omega) \hat{f}(z, \omega') \rangle \delta(z - z')$, the corresponding master equations have the form

$$\begin{aligned} \frac{d \langle \hat{a}^\dagger(z, \omega) \hat{a}(z, \omega') \rangle}{dz} = (-i\kappa(\omega) + i\kappa(\omega')) \langle \hat{a}^\dagger(z, \omega) \hat{a}(z, \omega') \rangle + i\Gamma \int d\omega'' J(z, \omega', \omega'') \langle \hat{a}^\dagger(z, \omega) \hat{a}(z, \omega'') \rangle \\ - i\Gamma \int d\omega'' J^*(z, \omega, \omega'') \langle \hat{a}(z, \omega'') \hat{a}(z, \omega') \rangle + \sqrt{\alpha(\omega)\alpha(\omega')} \langle \hat{f}^\dagger(z, \omega) \hat{f}(z, \omega') \rangle, \end{aligned} \quad (103)$$

$$\begin{aligned} \frac{d \langle \hat{a}(z, \omega) \hat{a}(z, \omega') \rangle}{dz} = (i\kappa(\omega) + i\kappa(\omega')) \langle \hat{a}(z, \omega) \hat{a}(z, \omega') \rangle + i\Gamma \int d\omega'' J(z, \omega', \omega'') \langle \hat{a}(z, \omega) \hat{a}^\dagger(z, \omega'') \rangle \\ + i\Gamma \int d\omega'' J(z, \omega, \omega'') \langle \hat{a}^\dagger(z, \omega'') \hat{a}(z, \omega') \rangle + \sqrt{\alpha(\omega)\alpha(\omega')} \langle \hat{f}(z, \omega) \hat{f}(z, \omega') \rangle. \end{aligned} \quad (104)$$