

More Sample-Efficient Tuning of Particle Accelerators with Bayesian Optimization and Prior Mean Models

Tobias Boltz,^{1,*} Jose L. Martinez,^{2,†} Connie Xu,³ Kathryn R. L. Baker,⁴
Ryan Roussel,¹ Daniel Ratner,¹ Brahim Mustapha,² and Auralee L. Edelen¹

¹*SLAC National Laboratory, Menlo Park, California 94025, USA*

²*Argonne National Laboratory, Lemont, Illinois 60439, USA*

³*Duke University, Durham, North Carolina 27708, USA*

⁴*ISIS Neutron and Muon Source, STFC, Oxfordshire, OX11 0QX, UK*

(Dated: May 27, 2024)

Tuning particle accelerators is a challenging and time-consuming task, but can be automated and carried out efficiently through the use of suitable optimization algorithms. With successful applications at various facilities, Bayesian optimization using Gaussian process modeling has proven to be a particularly powerful tool to address these challenges in practice. One of its major benefits is that it allows incorporating prior information, such as knowledge about the shape of the objective function or predictions based on archived data, simulations or surrogate models, into the model. In this work, we propose the use of a neural network model as an efficient way to include prior knowledge about the objective function into the Bayesian optimization process to speed up convergence. We report results obtained in simulations and experiments using neural network priors to perform optimization of electron and heavy-ion accelerator facilities, specifically the Linac Coherent Light Source and the Argonne Tandem Linear Accelerator System. Finally, we evaluate how the accuracy of the prior mean predictions affect optimization performance.

I. INTRODUCTION

Particle accelerators are complex machines that have thousands of free parameters which can be tuned to increase accelerator performance and beam quality. Controlling these parameters in real time during accelerator operations through the use of advanced algorithms, so-called “online” control, enables more complex beam manipulation capabilities and reduces the need for facility operators to conduct routine tuning tasks. However, using optimization algorithms to solve facility-scale optimization problems that contain hundreds of free parameters is an open challenge due to the exponential scaling of parameter space volume with increasing numbers of parameters, often referred to as the “curse of dimensionality” [1]. Addressing facility-scale optimization problems requires control algorithms that can efficiently find solutions in extremely large parameter spaces.

Bayesian optimization (BO) [2, 3] is a model-based optimization algorithm that has shown particular promise towards solving online accelerator control problems in a variety of contexts [4]. This control algorithm builds Gaussian process models (GPs) [5] that use Bayesian statistics to predict objective function values (and corresponding uncertainties) from scratch using previous measurements of the objective function. As a result, BO algorithms can find solutions in a sample-efficient manner, which is especially important for solving problems where evaluating the objective function is expensive.

The convergence speed of BO algorithms can be improved further by leveraging its ability to easily encode

prior information about the objective function into the model, instead of building the model from scratch every time the optimization is run. Adding prior information to the GP model used in BO improves the model accuracy, leading to faster convergence to optimal solutions, especially when the parameter space is larger than a few variables. In the context of accelerator physics, this type of information can be gathered from a variety of sources, including basic beam dynamics principles, previous optimization runs, historical data sets, and detailed physics simulations.

A straightforward method for incorporating prior information into the GP model is to add available measurement or simulation data directly to the model. This can also be done using multi-task GP models [6], which utilize learned correlations between prior data and measured values to improve the accuracy of model predictions. However, both of these methods suffer from the poor computational scaling of GP models ($\mathcal{O}(n^3)$), preventing the use of large training data sets for online modeling applications.

An alternative method for incorporating physics information into the GP model is to specify a physics-informed kernel function, as demonstrated in [7, 8]. Incorporating physics information into the kernel function allowed the GP model to reduce the data needed to accurately predict cross-correlations between adjacent quadrupole focusing magnet strengths, resulting in improved convergence time when optimizing free electron laser parameters. However, this method is limited to defining correlations between function values at different points in input space, not the absolute value of the function.

In this work, we demonstrate and evaluate a method for incorporating prior physics information into GP mod-

* tboltz@slac.stanford.edu

† jl.mrtzn.mrn@gmail.com

els by combining them with fast-executing neural network (NN) surrogate models of the target systems, trained on historical data and beam dynamics simulations. We expand on previous work in [9–11] to show that combining approximate or well-calibrated NN models with GP models is an effective, computationally inexpensive way to incorporate detailed physics information into BO algorithms, significantly reducing the number of optimization steps needed to converge to a solution. We discuss suitable metrics for model accuracy and the systematic dependency of BO performance on model quality. We also developed software tools, which we describe briefly in Appendix C, to facilitate easy incorporation of prior models into the optimization package Xopt [12], making this technique more broadly accessible to the accelerator community.

We present a simulated study of how incorporating NN prior models impacts optimization of a simulated version of the Linac Coherent Light Source (LCLS) photoinjector [13]. Finally, we present experimental results from using NN prior models trained on simulation at the Linac Coherent Light Source (LCLS) and use NN models to perform transfer learning from one beam species to another at the Argonne Tandem Linear Accelerator System (ATLAS) [14].

II. BAYESIAN OPTIMIZATION

Bayesian optimization is a sample-efficient, global optimization routine for black-box functions that are typically expensive to evaluate. While this section provides a brief introduction to the basic concepts, we refer to [4] for a more detailed description of BO in the context of particle accelerators.

Assuming the observable target value y at input parameter \mathbf{x} is given by

$$y = f(\mathbf{x}) + \epsilon, \quad (1)$$

where ϵ is additive noise following a Gaussian distribution, $\epsilon \sim \mathcal{N}(0, \sigma_\epsilon^2)$, the problem addressed by BO is to find

$$\arg \max_{\mathbf{x} \in \mathcal{X}} f(\mathbf{x}), \quad (2)$$

with $\mathcal{X} \subset \mathbb{R}^d$ and $d \in \mathbb{N}$, in as few steps as possible. To achieve its high sample efficiency BO employs a statistical surrogate model of the objective function, generally represented as a GP, which informs its search in input space. The GP is typically built from scratch during optimization. Based on the belief that the objective function f is drawn from a prior probability distribution, it leverages Bayes' theorem to find the posterior distribution based on the likelihood of the data samples collected so far. The GP surrogate model thus provides not only value predictions for f , but a full predictive distribution including the uncertainties associated with those predictions.

The surrogate model is then passed to an acquisition function, which uses the model to predict the value of potential future measurements towards finding a global extremum. Popular acquisition functions, such as Expected Improvement (EI) and Upper Confidence Bound (UCB) [15], strike a balance between choosing points that add more information to the global GP model (exploration) and choosing points that are near predicted extremum (exploitation). Points in parameter space that maximize the acquisition function are then observed experimentally and added to the model data set. This process repeats sequentially until a convergence criteria is met. Regardless of the choice of acquisition function, the performance of BO algorithms depends on accurate GP surrogate modeling of the objective function using as few measurements as possible, which we examine in this work.

A. Standard Gaussian Process Modeling

A Gaussian process [5] is a distribution of functions denoted as

$$f(\mathbf{x}) \sim \mathcal{GP}(m(\mathbf{x}), k(\mathbf{x}, \mathbf{x}')), \quad (3)$$

that is fully characterized by its mean function $m(\mathbf{x}) = \mathbb{E}[f(\mathbf{x})]$ and covariance or kernel function $k(\mathbf{x}, \mathbf{x}') = \mathbb{E}[(f(\mathbf{x}) - m(\mathbf{x}))(f(\mathbf{x}') - m(\mathbf{x}'))]$. It is a generalization of the multivariate Gaussian distribution for which each finite collection of function values \mathbf{f} follows a joint multivariate normal distribution.

In applications of BO and to simplify calculations, the prior mean function is commonly specified as $m(\mathbf{x}) = 0$. Given a set of n collected data samples $\mathcal{D} = \{\mathbf{X}, \mathbf{y}\}$, the posterior distribution evaluated on n^* test points can then be expressed as

$$p(\mathbf{y}_* | \mathbf{X}_*, \mathcal{D}) = \mathcal{N}(\boldsymbol{\mu}_*, \boldsymbol{\sigma}_*^2) \quad (4)$$

with mean and variance given by

$$\boldsymbol{\mu}_* = K(X_*, X)[K(X, X) + \sigma_\epsilon^2 I]^{-1} \mathbf{y} \quad (5)$$

$$\boldsymbol{\sigma}_*^2 = K(X_*, X_*) - \quad (6)$$

$$K(X_*, X)[K(X, X) + \sigma_\epsilon^2 I]^{-1} K(X, X_*)^T,$$

where $K(\cdot, \cdot)$ denotes the covariance matrix between the respective sets of data and I is the identity matrix.

Note that to account for a constant mean function that is not zero, i.e., $m(\mathbf{x}) = c \neq 0$, we can simply redefine the objective function as

$$f(\mathbf{x})' = f(\mathbf{x}) - c, \quad (7)$$

and still use Eq. (5) to compute the posterior mean.

III. NON-CONSTANT PRIOR MEANS

Although standard BO is generally a sample-efficient algorithm in many practical applications, more chal-

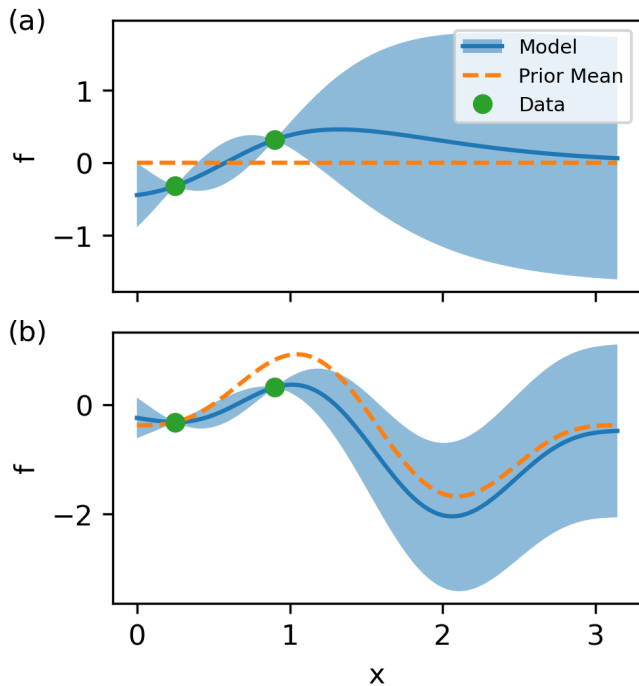


FIG. 1. Illustration of non-zero prior mean. In the absence of local data, the mean of the posterior distributions reverts to (a) zero or (b) the non-constant prior mean. The variance remains unchanged.

lenging optimization problems like those with a high-dimensional search space can still take prohibitively many steps to reach the desired optimization target. As the dimensionality of the problem increases, so does the amount of data needed to make accurate global predictions of the objective function. However, prior information can easily be encoded into GP models. If there is sufficient prior knowledge about the objective function to build an *a-priori* model, this initial estimate can serve as a more informative prior mean function for the GP and thereby improve the model’s predictive accuracy and BO convergence speed.

Incorporating a non-zero prior mean function $m(\mathbf{x})$ into a GP model re-incorporates an extra term ignored in Eq. 5, producing posterior mean function values

$$\boldsymbol{\mu}_* = \mathbf{m}(X_*) + K(X_*, X)K_y^{-1}(\mathbf{y} - \mathbf{m}(X)) \quad (8)$$

with $K_y = K(X, X) + \sigma_\epsilon^2 I$. For test points that are far away from previous measurements in parameter space ($K(X_*, X) \rightarrow 0$), the posterior mean function values $\boldsymbol{\mu}_*$ are equal to the prior mean values at the test points $\mathbf{m}(X_*)$. This effect is illustrated in Fig. 1, where the mean of the posterior distribution reverts back to the prior mean as the distance between test points and training data increases. If the prior mean function accurately predicts the objective function, the GP model can make similarly accurate predictions of the objective without any data. Conversely, if portions of the prior mean incorrectly make predictions, the posterior predictions of

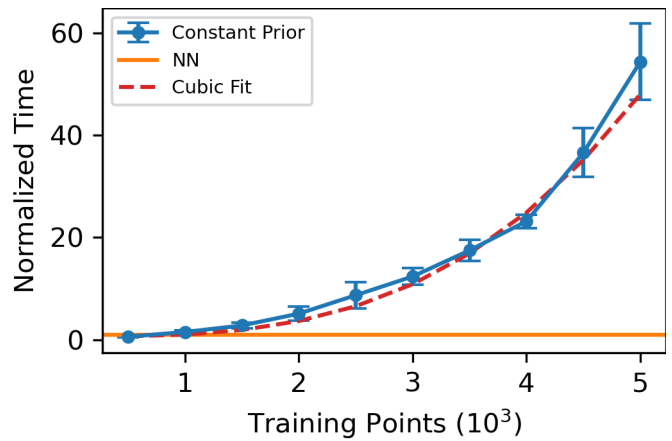


FIG. 2. Scaling of computation time for GP evaluations on 100 test points. While the computational cost for standard BO increases rapidly with the number of training points, inference time for the NN prior model is constant. The time axis is normalized by the NN inference time. These results were produced on an Apple M1 Pro @3.20 GHz with 8 physical cores.

the GP model will reflect updated values from training data. In this way, the GP can be interpreted as a model of the difference between the prior mean function $m(\mathbf{x})$ and the true objective function.

The prior mean functions can be represented in a number of different ways, including analytic functions, surrogate models or even detailed physics simulations. Ideal models for prior mean function specification are fast executing and are differentiable, i.e., they efficiently compute derivatives of function values with respect to input parameters [16]. These properties are important for fast optimization of the BO acquisition function to select future input parameters.

One such surrogate model which has these properties is a neural network (NN). Neural networks can be trained using a variety of information sources including historical experimental data, simulation data, and physics principles. Additionally, NNs are inherently differentiable owing to the need for gradient calculation for effective model training.

Finally, a critical aspect of NN models is their relatively short evaluation time, which is independent of the training data set size. This enables incorporating extremely large amounts of data into the model from historical measurements or simulations, thereby circumventing the poor computational scaling of GP models. This is demonstrated in Fig. 2, which compares the computational cost of evaluating GP models of the LCLS photoinjector (see Sec. IV) on a fixed number of points with different methods of incorporating prior data into the GP model. If we were to directly incorporate large training data sets into the GP model, the evaluation time scales as $\mathcal{O}(n^3)$. However, if we use a neural network to represent the prior information in the data set the evalu-

ation time of the GP model is substantially smaller and independent of the number of training points. This computational scaling makes a significant practical difference when using these algorithms for online optimization, especially at user facilities that are in high-demand and need to spend as little time as possible tuning the beam.

In practice, and in the cases described here, the NN surrogate model is trained prior to performing optimization using BO. While this does require upfront effort to construct and train a NN surrogate model, the reduction in evaluation time for optimizing high-dimensional optimization problem makes up for the additional work, especially if the optimization is performed repeatedly. Furthermore, NN surrogate models of accelerators are already generated for various applications such as virtual diagnostics [17], virtual accelerator models for online operator feedback [18], and accelerator design [19]. By representing the prior mean as a neural network, we combine the data efficiency of the GP model with the better computational scaling and ability to represent large amount of previous data provided by NNs.

IV. SIMULATION STUDIES

In order to better understand the influence of a non-constant prior mean on BO performance, its effects are initially studied in simulations using a surrogate model for the LCLS photoinjector. The beamline is parameterized by 16 scalar parameters that control the laser spot size on the cathode, the laser pulse length, the bunch charge, the phases and amplitudes of two RF accelerating cavities, and the focusing strengths of a number of solenoid, normal quadrupole and skew quadrupole magnets. We use a fully connected NN surrogate model trained on data from the beam dynamics simulation code IMPACT-T [20] to predict five scalar quantities of the beam distribution (beam sizes and transverse emittances) at an optical transition radiation diagnostic screen downstream of the photoinjector (OTR2). This surrogate model is incorporated into the GP model built by Xopt [12] as a prior mean function using the LUME-Model [18] framework to perform calibration and scaling to experimental units. A detailed description of the surrogate model can be found in Appendix B, practical details of incorporating the prior mean model into the GP are discussed in Appendix C.

We run BO to minimize the transverse beam size of a round beam with respect to 13 machine parameters that control the magnet and RF settings (with the laser spot size, laser pulse length, and bunch charge parameters held fixed) using the objective function

$$f_{\text{LCLS}}(\mathbf{x}) = \sqrt{\sigma_x^2 + \sigma_y^2} + |\sigma_x - \sigma_y|, \quad (9)$$

where σ_x and σ_y denote the beam size in their respective dimension. While the original model is used to represent the objective function $f_{\text{LCLS}}(\mathbf{x})$, the prior mean function

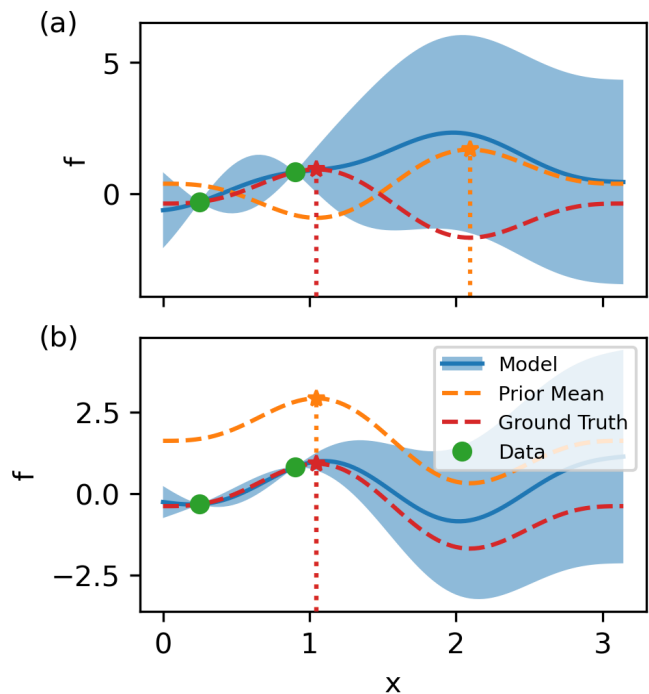


FIG. 3. Illustration of different metrics for assessing the accuracy of a prior mean model. (a) A prior mean model with a low correlation changes the position of the predicted optimum. (b) In contrast, a model with perfect correlation and a fixed offset retains the position of the optimum, but provides inaccurate value predictions in areas where no data has been observed.

$m(\mathbf{x})$ is given by variations of the same model with different levels of accuracy relative to the original. This is a more realistic scenario than the particular case of a perfect prior mean model, in which the optimization problem becomes trivial and is typically solved within a single step. The model accuracy is reduced by training a randomly initialized neural network with the same architecture as the LCLS surrogate on a grid of $3^{16} \approx 4.3 \times 10^7$ data points while limiting the number of training epochs. Models that are trained over fewer epochs show significant disagreement with respect to the LCLS surrogate, while models trained over more iterations tend to be more accurate.

We use two metrics to quantify the quality of the NN prior model in the context of improving BO performance. While a simple mean squared error (MSE) loss is used in training the NN parameters, this is an insufficient metric to assess the overall model quality for its use as a prior mean function in BO, as illustrated in Fig. 3. We see in Fig. 3(a) that using a prior mean model which has a relatively low MSE, but is poorly correlated with the ground truth objective function, will predict optimal locations that do not correspond to real extrema in the ground truth. However, if the prior mean model strongly correlates with the ground truth function, as shown in Fig. 3(b), predicted optimal locations agree well with the

TABLE I. LCLS NN models with different accuracies

Epochs	Correlation r	MAE (mm)
1	-0.13 ± 0.13	1.50 ± 0.16
2	0.35 ± 0.08	1.18 ± 0.11
10	0.69 ± 0.08	0.63 ± 0.07

real optimal locations, even if the MSE of the model is larger. In our studies, we use the correlation coefficient

$$r = \text{PCC}(\mathbf{m}(X), \mathbf{y}), \quad (10)$$

where $\text{PCC}(\cdot, \cdot)$ is the Pearson correlation coefficient for a collection of samples, which is typically a more accurate metric in assessing model quality and predicting BO performance. Furthermore, as a slightly more intuitive measure of the absolute error than MSE, we augment the correlation coefficient with the mean absolute error (MAE) to describe the overall model quality. The respective values for the trained neural networks are calculated individually for each run and are summarized in Table I.

The simulation results obtained by using these different models as prior mean functions for BO with the Expected Improvement (EI) acquisition function are summarized in Fig. 4. Compared to a constant prior mean, NN prior models that have a strong positive correlation coefficient significantly improve the performance of BO during the first ten steps of optimization and eventually find a better optimum than generic GP models, despite having a MAE that is larger than the observed function value. On the other hand, the prior mean model with a negative correlation performed significantly worse than the constant prior mean. Overall, these results demonstrate how incorporating even imperfect NN models as GP priors can yield significantly better BO performance compared to those using a constant prior mean.

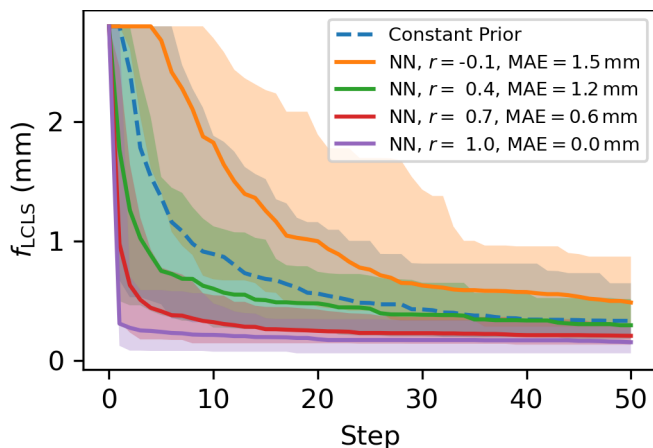


FIG. 4. Beam size optimization using the LCLS injector surrogate model with different prior mean functions. Solid and dashed lines depict the median of the best seen value and the shaded areas the corresponding 90% confidence level across 100 runs.

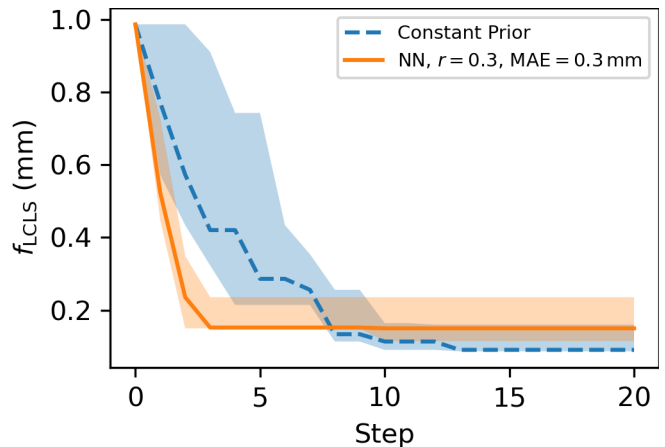


FIG. 5. Beam size optimization at the LCLS injector with different prior mean functions. Solid and dashed lines depict the median and the shaded areas the 100% confidence level across 4 runs.

V. LCLS DEMONSTRATION

The LCLS surrogate model trained on data generated by the LCLS IMPACT-T model was then used as an NN prior mean to perform online optimization of the LCLS photoinjector beamline. We repeatedly performed BO with the EI acquisition function starting with a fixed set of three randomly chosen initial points, with and without the NN prior mean function, to minimize the objective function in Eq. 9. During this, the laser spot size, pulse length, RF cavity parameters and bunch charge were fixed, resulting in a 9-dimensional optimization problem. Results from these optimization runs can be seen in Fig. 5. We observe that using the NN prior model consistently outperforms the constant prior in the first optimization steps. It takes the constant prior five steps longer on average than the NN prior to reach the same optimum. However, after approximately ten steps, the constant prior model surpasses the optimum achieved by the NN prior model, likely due to its low correlation with the measured objective ($r = 0.29 \pm 0.06$, $\text{MAE} = 0.25 \pm 0.01$). The NN prior mean model provides an advantage in speed during the early stages of coarse optimization, and it is then surpassed in later refinement of the optimum by standard BO. Based on the simulation results in Sec. IV, it is expected that NN models that are better calibrated to experimental data will increase the performance of BO in this context. In the meantime, it is possible to improve the optimization performance at later steps by transitioning from the NN model to a constant prior mean during the optimization, as discussed in Appendix A.

VI. ATLAS DEMONSTRATION

The Argonne Tandem Linear Accelerator System is a US Department of Energy User Facility dedicated to the

study of low-energy nuclear physics with heavy ions. This facility operates year-round, using three ion sources, and serving at least six different target stations. The ATLAS linac undergoes reconfiguration or re-tuning once or twice a week, over 40 weeks annually, delivering different ion beams and facilitating experiments in the different target areas. The beam energies range typically from 1 to 15 MeV/nucleon. In recent years, the application of Bayesian optimization with Gaussian processes has gained traction at ATLAS, promising significant reduction in the time required to tune the accelerator [21].

The main objective of beam optimizations at ATLAS is to maximize beam transmission to the target while preserving overall beam quality. In this application, the focus is to maximize beam transmission through the ATLAS material irradiation station (AMIS) line by adjusting the current settings of a magnetic quadrupole triplet and doublet, totaling five parameters.

We began with establishing the baseline performance of standard BO with a constant prior mean, initiating the optimization with only one data point, resulting in an initial transmission close to 0%, and employed the Upper Confidence Bound (UCB) acquisition function with $\beta = 2$. This algorithm was executed on the machine using an ^{16}O beam 20 times, each time starting from the same conditions. Refer to Fig. 6, where the blue dashed line represents the median maximum transmission at each step of the constant prior BO optimization, with the surrounding area depicting the 90% confidence level.

We then trained a neural network model on a dataset comprising 3000 experimental data points obtained from a prior experiment involving a ^{14}N heavy-ion beam to predict transmission as a function of the quadrupole configurations, details of which are discussed in Appendix B. Doing this, we demonstrate and take advantage of effective transfer learning, where historical data gathered during ATLAS operations using one species, ^{14}N , is used to inform optimization of accelerator operations for a different but similar heavy-ion species, ^{16}O .

The trained NN model was then incorporated into the BO algorithm as the prior mean and used for optimization with the ^{16}O beam, employing the same initial conditions as the constant prior BO optimization mentioned earlier. This process was repeated 20 times as well. The results, depicted in orange in Fig. 6, clearly illustrate the superior performance of BO with a neural network prior mean. This approach outperforms traditional BO methods with no prior knowledge, underscoring not only the advantage of incorporating a prior mean model in Gaussian processes but also the potential of transfer learning techniques in optimizing particle accelerators by using models trained under different beams and conditions.

However, as emphasized earlier, the accuracy of the surrogate model holds a pivotal role in determining the effectiveness of the optimization process. This critical factor was empirically validated at ATLAS through an extension of the same BO with GP framework previously

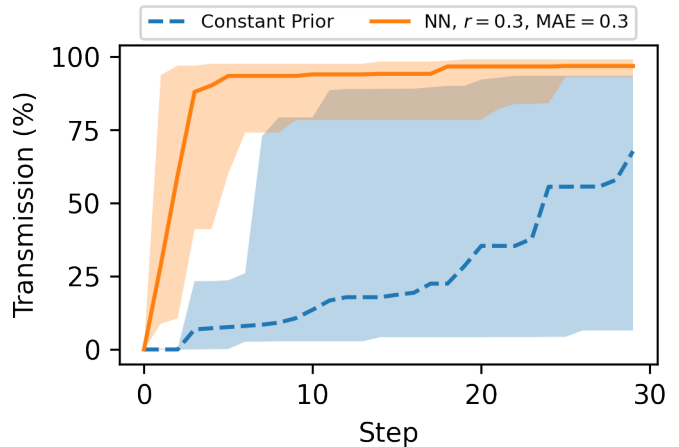


FIG. 6. NN prior versus standard BO with no prior knowledge. Solid and dashed lines denote the median best observed transmission and shading denotes the 90% confidence level over 20 runs.

mentioned, by employing surrogate models with different accuracies. These surrogate models were trained using the same dataset but with varying duration of training, yielding a spectrum of accuracies measured by different correlations between their predictions and the actual transmission in the machine. The respective values for the trained neural networks are listed in Table II. Figure 7 illustrates how the performance of BO augmented by an NN prior mean exhibits marked improvement with the increasing correlation between the model’s predictions and the machine’s behavior.

We also observe that the use of priors can in some cases lead to widely varying optimization performance, as seen when using the neural network model that has measured correlation coefficients of $r = -0.2 \pm 0.5$. In this case, the measured correlation coefficients of the individual optimization runs have a much larger variance than other cases. One explanation for this could be that for this model, successive optimization runs encounter both regions of parameter space where the prior mean has a strong correlation with the true objective function leading to good performance and regions of parameter space where the model has a poor (or negative) correlation with the true objective, leading to sub-optimal performance. A closer investigation of this large variance in optimization performance is the subject of future study.

TABLE II. ATLAS NN models with different accuracies

Epochs	Correlation r	MAE (mm)
1	0.09 ± 0.17	0.25 ± 0.08
10	-0.21 ± 0.48	0.39 ± 0.04
100	0.88 ± 0.11	0.05 ± 0.00

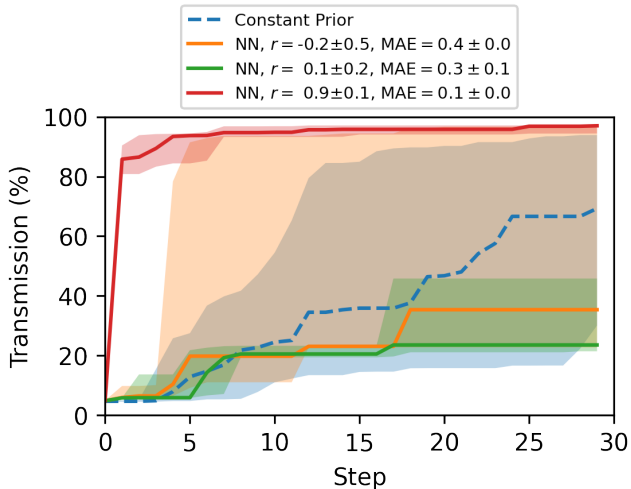


FIG. 7. Transmission optimization at ATLAS subsection using different prior mean functions. Solid and dashed lines depict the medians and the shaded areas the corresponding 90% confidence levels across 10 to 20 runs.

VII. CONCLUSION

In this work we have demonstrated how incorporating a fast executing NN surrogate model of the target system can dramatically improve the performance of BO algorithms. In cases where the prior model is more accurate and shows stronger correlation with ground truth values, the algorithm significantly outperforms standard BO with a constant prior mean function. These NN based prior mean models can be used to efficiently incorporate information from beam dynamics simulations, historical data, and/or similar accelerator operating configurations to accelerate online tuning of accelerators, all while quickly adapting to discrepancies between surrogate model predictions and observations on the real machine. However, care must be taken if the prior mean model is poorly correlated or anti-correlated with the true objective function, which can reduce BO performance below the performance with a constant prior.

As was observed in the ATLAS demonstration, the use of an expressive prior mean model can also facilitate transfer learning across different beam setups. This could aid rapid switching between beam setups at accelerators that serve a variety of experiments with different requirements (e.g. different species of beams as in the ATLAS case, or different electron beam characteristics requested by photon science users at the LCLS).

Incorporating NN based priors into GP modeling is also a path toward enabling facility-scale BO with hundreds to thousands of input parameters. Neural network surrogate models are able to ingest extremely large sets of historical and simulated data without suffering from an increase in prediction cost, unlike GP models, which scale poorly with the number of training points. By us-

ing NN based surrogate models as prior means we can incorporate much more information about the objective function into BO than we would be able to otherwise. Additionally, combining NN surrogates with GP modeling improves the applicability of using NNs in situations where the NN model does not perfectly predict the real objective function. Gaussian process models can quickly adapt predictions to new data, whereas NN surrogates need significant amounts of data and training time to be calibrated to experimental conditions. Combining the two model types leverages the advantages of both modeling strategies and can be used to provide accurate, facility-scale models of objective functions that are updated in real-time.

Future work in this area should focus on studying metrics for training prior models that yield good performance in the context of BO, including disentangling the effects of the two metrics identified in this work to describe model quality, i.e., MAE and correlation. Additionally, as discussed in Appendix A, it is possible to recover optimization performance on-the-fly, i.e., during optimization, when the prior mean model is a poor predictor of the objective function; future work should more thoroughly explore different heuristics for weighting the use of a NN prior mean function and trainable constant prior functions to improve performance. Furthermore, differentiable beam dynamics models, such as those implemented in Bmad-X [22] or Cheetah [23, 24] should also start to be incorporated into GP models as physics-informed priors. Finally, non-constant prior mean functions can be incorporated into GP models with constraining functions for use in constrained optimization (see [4] for details) to reduce the number of constraint violations during optimization.

ACKNOWLEDGMENTS

Author contributions: Conceptualization, T.B., J.L.M., B.M., D.R., R.R., and A.L.E.; Data curation, T.B., J.L.M., C.X., and K.R.L.B.; Formal analysis, T.B. and J.L.M.; Funding acquisition, D.R., A.L.E., and B.M.; Investigation, T.B. and J.L.M.; Methodology, R.R., T.B., J.L.M., and A.L.E.; Software, R.R., C.X., K.R.L.B., T.B., and J.L.M.; Experiment, T.B., J.L.M., R.R., and A.L.E.; Supervision, D.R., A.L.E., R.R., and B.M.; Validation, T.B. and J.L.M.; Visualization, T.B. and J.L.M.; Writing—original draft, T.B., J.L.M., R.R., B.M., and A.L.E.; Writing—review and editing, T.B., J.L.M., R.R., D.R., B.M., and A.L.E. All authors have read and agreed to the published version of the manuscript.

This work was funded by the U.S. Department of Energy, Office of Science, Office of Basic Energy Sciences under Contract No. DE-AC02-76SF00515. It was also supported by the U.S. Department of Energy, Office of Nuclear Physics under Contract No. DE-AC02-06CH11357. The presented research used the ATLAS facility, which is a DOE Office of Science User Facility.

Appendix A: Low-Quality Prior Mean Models

As it can be challenging in practice to obtain models with high or even medium accuracy, we also explore a few simple adjustments to quickly recover BO performance in cases where the model is found to be inaccurate. One of the main advantages of using the NN prior model seems to be that it can lead to better starts, that is, good albeit still sub-optimal values are typically found within fewer optimization steps. Convergence on the other hand seems to suffer much quicker under the biased search stemming from an inaccurate prior mean model. One straight-forward adjustment is thus to restrict the use of the NN model to a few initial steps, and to subsequently revert to the standard constant prior mean. For a more gradual transition we introduce a linear weighting factor

$$m'(\mathbf{x}) = w m(\mathbf{x}) + (1 - w) \text{const.} , \quad (\text{A1})$$

with $w \in [0, 1]$ and $w \rightarrow 0$ as the number of steps increases. Intuitively, one might think about this as a continuous “flattening” of the prior mean function as more steps are taken until it eventually becomes fully constant.

Based on the general shape of the performance curves in Fig. 4, we linearly decrease the weight from an initial $w = 1$ to $w = 0$ at step 10. As shown in Fig. 8 (green line), this can improve the robustness of Bayesian optimization with a non-constant prior mean, bringing performance closer to that with a constant prior. To take this idea one step further, we let the weighting factor be chosen based on the correlation coefficient determined across previous samples

$$w = \text{clip}(r - w_0, 0, 1) , \quad (\text{A2})$$

with the fixed offset $w_0 > 0$ serving as a threshold to disregard particularly bad models and a free parameter to further balance the trade-off between the NN model

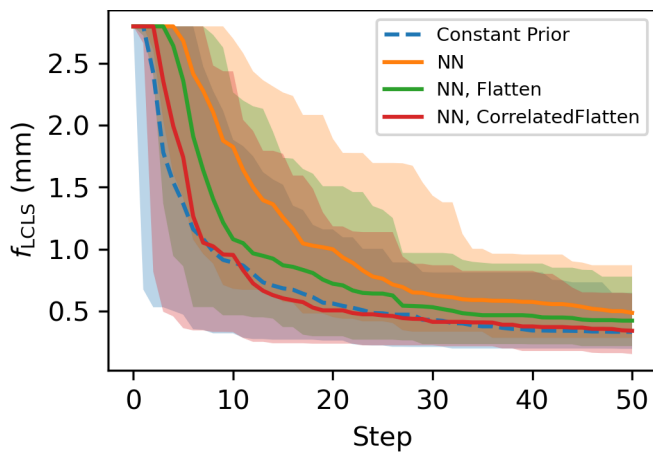


FIG. 8. Recovery of BO performance for NN prior model with $r = -0.13$ and $\text{MAE} = 1.50 \text{ mm}$. Solid lines depict the median of the best seen value and the shaded areas depict the corresponding 90% confidence level across 100 runs.

and a constant prior mean. With $w_0 = 0.2$, this seems to further improve robustness and brings performance relatively close to that with a constant prior mean (red line) even if the NN model is very inaccurate. On the other hand, scaling the weighting factor with the observed correlation coefficient ensures good models are still identified and retains improved BO performance in those cases.

Appendix B: Neural Network Models

a. LCLS Injector Model The LCLS injector model is a fully connected neural network implemented in PyTorch [25] with nine hidden layers, including up to 300 nodes and Exponential Linear Unit (ELU) activation functions ($\alpha = 1.0$). Furthermore, six dropout modules ($p = 0.05$) are added after the 2nd to 7th layer to help prevent overfitting.

The model was trained initially on IMPACT-T simulation results and then calibrated to more closely match the measured data. The simulation data set was generated using Xopt. In this case, to solve the calibration problem, we froze the weights and biases of the original neural network and added linear nodes to each input. These nodes have free offset and scaling factors, i.e., a weight and a bias, with a linear activation function. These unknowns are then determined by re-training the modified network on measured data in the usual way (stochastic gradient descent and back-propagation through the neural network model). This enables simultaneous determination of calibration factors for multiple inputs and retains interpretability over a non-linear approach.

b. ATLAS Model The neural network model employed to predict transmission in the ATLAS accelerator, which takes five quadrupole currents as input, consists of two hidden layers, each with 20 units, and employs the hyperbolic tangent as the activation function. The output layer utilizes a sigmoid function, constraining the transmission values to the $[0, 1]$ range.

The model was implemented using PyTorch, with the MSE loss function employed for training. For optimization, the Adam optimizer was used with a learning rate of $\alpha = 0.01$. Additionally, a learning rate scheduler was applied to adaptively adjust the learning rate during training based on the performance improvement.

The primary objective of implementing this model was to demonstrate that a simple approach for the prior mean could yield benefits in Bayesian optimization, as detailed in this paper. The model was trained using a dataset comprising 3000 experimental data points obtained from a prior experiment involving a ^{14}N ion beam.

Subsequently, the trained model was deployed and evaluated on a different ion species, ^{16}O , for another experiment. This process showcased the model’s capability to effectively transfer knowledge between different ion beams, highlighting its versatility and generalizability. Different models were trained to different levels of fidelity by conducting the training up to various epochs.

The respective model fidelity is reflected in the correlation coefficient and MAE listed in Table II.

Appendix C: Practical Implementation of Neural Network Priors for Online Control

While the mathematics of incorporating neural networks into GP models is straightforward, the practical implementation in the context of online accelerator control can be challenging. For example, as discussed in Appendix B, the LCLS NN surrogate model was trained using simulation data and there is a significant mismatch between the names and units of the simulation parameters and those of the control parameters at the real machine. Translating the inputs and outputs of this model required a number of transformation layers, shown in Fig. 9, to map control parameters adjusted during optimization to NN input parameters. To address this, we implemented a wrapper class in the LUME-Model package [18] which stores the input and output ordering and the required transformations to make the model applicable to the real machine.

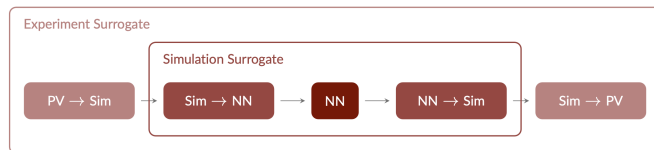


FIG. 9. Diagram showing transformation layers implemented in LUME-Model to transform real accelerator parameters to NN inputs.

Additionally, specialized modules are needed to enable usage of these surrogate models in the Bayesian optimization package BoTorch [26]. To improve modeling robustness, BoTorch applies data normalization and standardization transformations to input and output data respectively. As a result, incorporating surrogate-based prior mean functions into the GP models created by BoTorch requires specialized modules to un-transform the input data before passing it to the surrogate model and transforming the output data. These modules are built into the Xopt [12] package for convenient use.

Finally, as the models used in this work are instances of a PyTorch module (`torch.nn.Module`) they register all trainable sub-modules by default. One benefit of this is that custom parameters can easily be optimized as part of the GP model fit by simply activating their gradients. However, as the full GP model is set in training mode before the fit, this will also affect all sub-modules, including the NN prior model. If the NN architecture includes layers like dropout or other modules which change behavior based on whether the model is in training or evaluation mode, this can also affect the prior mean predictions. To address this potential pitfall, modules used as prior mean functions in Xopt are, by default, always queried in evaluation mode.

By creating these open-source software solutions to facilitate easy incorporation of prior models into Bayesian optimization in a reliable way, we are helping to make this technique more broadly accessible to the accelerator community. This reduces development overhead for new facilities and makes the algorithm more ready for use out-of-the-box by accelerator facilities, especially for the growing number that already have available neural network models of their systems.

-
- [1] R. Bellman, Dynamic programming, *Science* **153**, 34 (1966).
 - [2] J. Mockus, The bayesian approach to local optimization, *Mathematics and Its Applications*, 125 (1989).
 - [3] B. Shahriari, K. Swersky, Z. Wang, R. P. Adams, and N. de Freitas, Taking the human out of the loop: A review of bayesian optimization, *Proceedings of the IEEE* **104**, 148 (2016).
 - [4] R. Roussel, A. L. Edelen, T. Boltz, D. Kennedy, Z. Zhang, X. Huang, D. Ratner, A. Santamaria Garcia, C. Xu, J. Kaiser, A. Eichler, J. O. Lubsen, N. M. Isenberg, Y. Gao, N. Kuklev, J. Martinez, B. Mustapha, V. Kain, W. Lin, S. M. Liuzzo, J. S. John, M. J. V. Streeter, R. Lehe, and W. Neiswanger, Bayesian optimization algorithms for accelerator physics (2023), arXiv:2312.05667 [physics.acc-ph].
 - [5] C. E. Rasmussen and C. K. I. Williams, *Gaussian Processes for Machine Learning* (The MIT Press, Cambridge, MA, 2006).
 - [6] E. V. Bonilla, K. Chai, and C. Williams, Multi-task gaussian process prediction, in *Advances in Neural Information Processing Systems*, Vol. 20, edited by J. Platt, D. Koller, Y. Singer, and S. Roweis (Curran Associates, Inc., 2007).
 - [7] J. Duris, D. Kennedy, A. Hanuka, J. Shtalenkova, A. Edelen, P. Baxevanis, A. Egger, T. Cope, M. McIntire, S. Ermon, *et al.*, Bayesian optimization of a free-electron laser, *Physical review letters* **124**, 124801 (2020).
 - [8] A. Hanuka, X. Huang, J. Shtalenkova, D. Kennedy, A. Edelen, Z. Zhang, V. R. Lalchand, D. Ratner, and J. Duris, Physics model-informed gaussian process for online optimization of particle accelerators, *Phys. Rev. Accel. Beams* **24**, 072802 (2021).
 - [9] C. Xu, R. Roussel, and A. Edelen, Neural network prior mean for particle accelerator injector tuning (2022), arXiv:2211.09028 [physics.acc-ph].
 - [10] K. Hwang, T. Maruta, A. Plastun, K. Fukushima, T. Zhang, Q. Zhao, P. Ostroumov, and Y. Hao, Prior-mean-assisted bayesian optimization application on frfb front-end tuning (2022), arXiv:2211.06400 [physics.acc-ph].
 - [11] J. Martinez-Marin and B. Mustapha, Real-time Bayesian Optimization with Deep Kernel Learning and NN-Prior Mean for Accelerator Operations, in *Proc. IPAC'23*, In-

- ternational Particle Accelerator Conference No. 14 (JACoW Publishing, Geneva, Switzerland, 2023) pp. 4420–4423.
- [12] R. Roussel, A. Edelen, A. Bartnik, and C. Mayes, Xopt: A simplified framework for optimization of accelerator problems using advanced algorithms, in *Proc. IPAC'23*, IPAC'23 - 14th International Particle Accelerator Conference No. 14 (JACoW Publishing, Geneva, Switzerland, 2023) pp. 4796–4799.
- [13] R. Akre, D. Dowell, P. Emma, J. Frisch, S. Gilevich, G. Hays, P. Hering, R. Iverson, C. Limborg-Deprey, H. Loos, *et al.*, Commissioning the linac coherent light source injector, *Physical Review Special Topics Accelerators and Beams* **11**, 030703 (2008).
- [14] P. N. Ostroumov, Z. A. Conway, C. Dickerson, S. Gerbick, M. Kedzie, M. P. Kelly, S. Kim, Y. Luo, S. MacDonald, R. Murphy, B. Mustapha, R. C. Pardo, A. Perry, T. Reid, S. I. Sharamentov, K. W. Shepard, J. Specht, and G. Zinkann, Completion of Efficiency and Intensity Upgrade of the ATLAS Facility, in *Proc. LINAC'14*, Linear Accelerator Conference No. 27 (JACoW Publishing, Geneva, Switzerland, 2014) pp. 449–451.
- [15] E. Brochu, V. M. Cora, and N. de Freitas, A tutorial on bayesian optimization of expensive cost functions, with application to active user modeling and hierarchical reinforcement learning (2010), arXiv:1012.2599 [cs.LG].
- [16] Y. A. LeCun, L. Bottou, G. B. Orr, and K.-R. Müller, Efficient BackProp, in *Neural Networks: Tricks of the Trade: Second Edition*, Lecture Notes in Computer Science, edited by G. Montavon, G. B. Orr, and K.-R. Müller (Springer, Berlin, Heidelberg, 2012) pp. 9–48.
- [17] C. Emma, A. Edelen, A. Hanuka, B. O'Shea, and A. Scheinker, Virtual diagnostic suite for electron beam prediction and control at facet-ii, *Information* **12**, 10.3390/info12020061 (2021).
- [18] C. E. Mayes, P. H. Fuoss, J. R. Garrahan, H. Slepicka, A. Halavanau, J. Krzywinski, A. L. Edelen, F. Ji, W. Lou, N. R. Neveu, A. Huebl, R. Lehe, L. Gupta, C. M. Gulliford, D. C. Sagan, J. C. E, and C. Fortmann-Grote, Lightsource Unified Modeling Environment (LUME), a Start-to-End Simulation Ecosystem, in *Proc. IPAC'21* (JACoW Publishing, Geneva, Switzerland, 2021) pp. 4212–4215.
- [19] A. Edelen, N. Neveu, M. Frey, Y. Huber, C. Mayes, and A. Adelman, Machine learning for orders of magnitude speedup in multiobjective optimization of particle accelerator systems, *Phys. Rev. Accel. Beams* **23**, 044601 (2020).
- [20] J. Qiang, S. Lidia, R. D. Ryne, and C. Limborg-Deprey, Three-dimensional quasistatic model for high brightness beam dynamics simulation, *Phys. Rev. ST Accel. Beams* **9**, 044204 (2006).
- [21] B. Mustapha, J. Martinez, K. Bunnell, D. Stanton, E. Letcher, B. Blomberg, and C. Dickerson, Machine learning to support the ATLAS linac operations at argonne, in *Contributions to 3rd ICFA Beam Dynamics Mini-Workshop on Machine Learning Applications for Particle Accelerators* (2022).
- [22] J. P. Gonzalez-Aguilera, Y.-K. Kim, R. Roussel, A. Edelen, and C. Mayes, Towards fully differentiable accelerator modeling, in *Proc. IPAC'23*, IPAC'23 - 14th International Particle Accelerator Conference No. 14 (JACoW Publishing, Geneva, Switzerland, 2023) pp. 2797–2800.
- [23] J. Kaiser, C. Xu, A. Eichler, and A. Santamaria Garcia, Cheetah: Bridging the gap between machine learning and particle accelerator physics with high-speed, differentiable simulations (2024), arXiv:2401.05815 [physics.acc-ph].
- [24] O. Stein, I. V. Agapov, A. Eichler, and J. Kaiser, Accelerating Linear Beam Dynamics Simulations for Machine Learning Applications, in *Proc. IPAC'22*, International Particle Accelerator Conference No. 13 (JACoW Publishing, Geneva, Switzerland, 2022) pp. 2330–2333.
- [25] A. Paszke, S. Gross, F. Massa, A. Lerer, J. Bradbury, G. Chanan, T. Killeen, Z. Lin, N. Gimeshain, L. Antiga, A. Desmaison, A. Kopf, E. Yang, Z. DeVito, M. Raison, A. Tejani, S. Chilamkurthy, B. Steiner, L. Fang, J. Bai, and S. Chintala, PyTorch: An Imperative Style, High-Performance Deep Learning Library, in *Advances in Neural Information Processing Systems 32*, edited by H. Wallach, H. Larochelle, A. Beygelzimer, F. d'Alché Buc, E. Fox, and R. Garnett (Curran Associates, Inc., 2019) pp. 8024–8035.
- [26] M. Balandat, B. Karrer, D. R. Jiang, S. Daulton, B. Letham, A. G. Wilson, and E. Bakshy, BoTorch: A Framework for Efficient Monte-Carlo Bayesian Optimization, in *Advances in Neural Information Processing Systems 33* (2020).