

Learning to Use Tools via Cooperative and Interactive Agents

Zhengliang Shi¹ Shen Gao¹ Xiuyi Chen² Lingyong Yan² Haibo Shi²
Dawei Yin² Zhumin Chen¹ Pengjie Ren¹ Suzan Verberne³ Zhaochun Ren^{3*}

¹Shandong University, Qingdao, China ²Baidu Inc., Beijing, China

³Leiden University, Leiden, The Netherlands

shizhl@mail.sdu.edu.cn, z.ren@liacs.leidenuniv.nl

Abstract

Tool learning empowers large language models (LLMs) as agents to use external tools to extend their capability. Existing methods employ one single LLM-based agent to iteratively select and execute tools, thereafter incorporating the result into the next action prediction. However, they still suffer from potential performance degradation when addressing complex tasks due to: (1) the limitation of the inherent capability of a single LLM to perform diverse actions, and (2) the struggle to adaptively correct mistakes when the task fails. To mitigate these problems, we propose the *ConAgents*, a **Cooperative and interactive Agents** framework, which modularizes the workflow of tool learning into Grounding, Execution, and Observing agents. We also introduce an iterative calibration (IterCali) method, enabling the agents to adapt themselves based on the feedback from the tool environment. Experiments conducted on three datasets demonstrate the superiority of our *ConAgents* (e.g., 6 point improvement over the SOTA baseline). We further provide fine-granularity analysis for the efficiency and consistency of our framework.

1 Introduction

Although achieving remarkable performance in a broad range of natural language processing tasks (Wang et al., 2023c; Chang et al., 2023), large language models (LLMs) still encounter inherent limitations such as out-of-date information (Chang et al., 2023; Mallen et al., 2023). To improve their proficiency in tackling concrete complex tasks, **tool learning** is proposed to equip LLMs with various auxiliary resources, e.g., a search engine (Qin et al., 2023a; Nakano et al., 2021) or a calculator (Schick et al., 2023; Qin et al., 2023b). Previous studies empower LLMs as tool-use agents by training on a tool-use dataset (Yang et al., 2023a; Tang

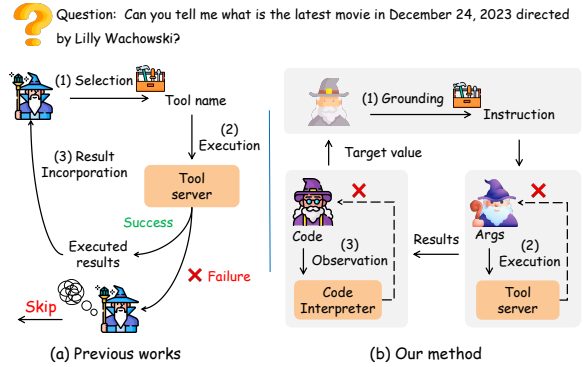


Figure 1: Comparison between existing single-agent tool learning method (a) and our *ConAgents* (b).

et al., 2023; Hao et al., 2023) or using in-context demonstrations to prompt the LLMs to execute tools (Lu et al., 2023; Shen et al., 2023; Yang et al., 2023b). As shown in Figure 1(a), both methods employ the agents to interleave multiple actions in a pre-defined order, where the agents iteratively select a proper tool, pass arguments for execution, and incorporate the execution results into the next action prediction until they derive the answer.

Despite the advancement, existing tool learning methods with a single agent typically encounter two challenges when tackling complex tasks: **On the one hand**, solving a task involves varied actions with significant differences (Qiao et al., 2024; Dziri et al., 2023). As shown in Figure 1, the *selection* requires the commonsense reasoning of agents to match the most relevant tool with the input task while *execution* requires the agent to complete appreciate arguments following the intricate tool documentation. However, a single agent typically suffers from the limited inherent capability to acquire all required actions (Qiao et al., 2024; Xu et al., 2024; Yin et al., 2023). **On the other hand**, most prior work tackles a task with a fixed pre-defined order (Yao et al., 2023; Prasad et al., 2023), where they directly shift to the next step though the current step fails. This

* Corresponding author.

mechanism cannot support adaptively calibrating the exceptional errors that frequently occurred during the tool-use workflows (Zhuang et al., 2023; Wang et al., 2023b). For example, when failing to invoke tools, we should enable agents to revise the arguments used to call the tool based on exception information instead of directly shifting to the next step with the error response of previous steps.

To address the above problems, we propose the *ConAgents*, an LLM-based **Co**operative and **inter**active **A**gents framework for tool learning tasks. *ConAgents* has two objectives to address the limitations of previous work: (1) modularize the workflow with different agents and enable agents’ cooperation to solve a complex task; (2) enable agents to interact with tool environments, calibrating themselves adaptively.

For the first objective, *ConAgents* decomposes the overall workflow into three modules including: *Grounding*, *Execution*, and *Observing*. As shown in Figure 1(b), each module is managed by an independent LLM-based agent. The grounding agent reasons the input task of the user and ground it into a tool-use instruction, specifying which tool to use and the target output. The generated instruction guides the execution agent to complete the required arguments for the selected tools and request data from tool servers. The observing agent addresses the problem of how to effectively incorporate the lengthy execution results into the task-solving trajectory. Different from current solutions which rely on a pre-defined schema of tool response to filter irrelevant information (Song et al., 2023), we propose a schema-free method. This method enables the observing agent to dynamically generate a function adaptive to extracting target values, which is then sent to the grounding agent to generate an instruction for the next iteration. When solving a complex task, our framework operates in an iterative manner.

For the second objective, considering that exceptional errors frequently occur when the agents execute tools or extract target values by programming, we introduce the **Iterative Calibration** (IterCali) method to enable the agents to interact with tool environment and iteratively calibrate themselves. Specifically, when failing to execute the tools, IterCali appends the response from tool servers into the context of execution agent, prompting execution agent to calibrate the generated arguments following the error messages

in the response. In addition, IterCali enables the observing agent to revise the generated function used to extract target values based on the programming error raised by the interpreter. Our proposed method IterCali enables the agents to interact with the environment, *e.g.*, tool servers and interpreters, learning from external feedback to calibrate themselves.

Experiments on three datasets demonstrate that our *ConAgents* outperforms the state-of-the-art baseline (6% point improvement in Success Rate metric on average).

Our contributions are summarized as follows: (1) We propose *ConAgents*, a cooperative and interactive agents framework, for the tool learning tasks. *ConAgents* consists of the Grounding, Execution, and Observing agents, synergizing specialized agents to solve a complex task. (2) We propose an Iterative Calibration (IterCali) method, enabling agents to calibrate themselves utilizing the feedback from the tool environment when they fail to complete their actions. (3) Both automatic and human evaluation conducted on three datasets indicates the superiority of *ConAgents* over strong baselines¹.

2 Related Work

LLMs for tool learning. Enhancing LLMs with external tools has been proven a promising method for solving practical tasks (Qin et al., 2023b; Gao et al., 2023a; Jin et al., 2023). Previous works empower a tool-learning agent typically by supervised fine-tuning (Patil et al., 2023; Ye et al., 2024b; Gao et al., 2023b) or prompt learning (Wu et al., 2023; Cai et al., 2023). Specifically, the former trains LLMs with specialized tool-use dataset (Li et al., 2023; Huang et al., 2023; Ye et al., 2024a), teaching LLMs how to use tools from the data (Schick et al., 2023). The latter leverages the inherent in-context learning capability of LLMs to use various tools, where the demonstration and usage are taken as the prompt (Paranjape et al., 2023; Kim et al., 2023). However, solving complex tasks with tools typically involve various actions, *e.g.*, deciding which tools to use, what arguments to pass, and how to utilize the results (Schick et al., 2023; Huang et al., 2023). Therefore, compelling one single agent to learn all abilities places even greater pressure on them (Yin et al., 2023; Prasad et al., 2023). In addition, as

¹<https://github.com/shizhl/ConAgents>

the tasks become complex, LLMs-based agents struggle to incorporate the lengthy task-solving trajectory to predict a correct action for the next step (Qiao et al., 2024; Chen et al., 2023). Our proposed *ConAgents* aims to modularize the overall workflow, synergizing specialized agents to solve a complex task.

Multi-agent cooperation. Synergizing multiple agents has demonstrated strong performance on a variety of tasks (Liu et al., 2023; Sun et al., 2023; Zhang et al., 2023) and has emerged as a promising approach to enhance the capabilities of individual agents (Talebirad and Nadiri, 2023; Mohtashami et al., 2023). Recent studies take multiple agents instances into a debate for a fixed number of rounds (Wang et al., 2023a; Liang et al., 2023) so that boosting their factuality (Cohen et al., 2023) and reasoning capacities (Du et al., 2023; Fu et al., 2023). However, they neglect to decompose a complex task and reduce the workload for each agent (Yin et al., 2023). Other work aims to address complex mathematical problems and code generation (Qian et al., 2023b,a) but cannot adaptively correct the actions of agents when tasks fail. In our work, we enable the agents to adapt themselves by interacting with the tool environment with external feedback.

3 Methodology

3.1 Overall Framework

Our cooperative and interactive framework *ConAgents* is proposed with two objectives: (1) enabling the cooperation of agents to solve complex tasks; and (2) enabling the agents to adapt their actions when encountering errors. To achieve the first objective, *ConAgents* modularizes the workflow of tool learning tasks into a grounding agent \mathcal{M}_G , execution agent \mathcal{M}_E , and observing agent \mathcal{M}_O . As shown in Figure 2, *ConAgents* alternates these three agents for multiple iterations to solve a complex task \mathcal{Q} . Specifically, the \mathcal{M}_G is first employed to decompose the task \mathcal{Q} into a simpler sub-task and generate a tool-use instruction \mathcal{I} . Then, \mathcal{I} paired with the tool documentation \mathcal{D} instructs \mathcal{M}_E to execute the selected tool. Since the execution results R could be lengthy, the observing agent is designed to extract the relevant value r from R . The r is then incorporated into the context of the grounding agent \mathcal{M}_G to predict the instruction in the next iteration. For the second objective, we introduce an Iterative Calibration

(IterCali) method. IterCali enables these agents to utilize the feedback from the tool environment, calibrating themselves when they fail to complete their tasks assigned.

3.2 Grounding Agent

The grounding agent is designed to resolve the input task to a series of sub-steps and ground each step into a tool-use instruction. Specifically, at i th iteration, the grounding agent generates the instruction \mathcal{I}_i on the condition of task \mathcal{Q} and current trajectory $\mathcal{H}_{G_i} = \{(\mathcal{I}_j, r_j) | j < i\}$, which consists of the accumulation of previous instruction $\mathcal{I}_{<i}$ and results $r_{<i}$. It can be formulated as:

$$\mathcal{I}_i = \mathcal{M}_G(\mathcal{H}_{G_i}, q, \mathcal{T}), \quad (1)$$

where the \mathcal{T} indicates the toolset, which consists of various tools. The \mathcal{I}_i specifies which tool to use and the target output to be extracted. For example, given a task like *What is the movie released on Dec 24, 2023*, the instruction can be *Use the tool <search_tv> to find a movie shown on Dec 24, 2023*. The generated instruction is then used to instruct the execution agent to execute the selected tool.

3.3 Execution Agent

Following the generated instruction, the execution agent \mathcal{M}_E executes the selected tool by completing the required arguments and requesting data from tool servers. Specifically, for i th step, the instruction \mathcal{I}_i paired with the documentation of the selected tool \mathcal{D}_i is taken as input by \mathcal{M}_E to generate appropriate arguments a_i , which can be formulated as:

$$a_i = \mathcal{M}_E(\mathcal{D}_i, \mathcal{I}_i).$$

The arguments a_i are used to invoke the tool:

$$R_i = \text{Execute}(a_i),$$

where the $\text{Execute}(\ast)$ indicates requesting the data from backend servers of tools, and R_i indicates the execution results. When the tool fails to be executed successfully, the R_i indicates an error message as a failure signal. When the tool is executed successfully, the result R_i contains the targeted information in response to the instruction \mathcal{I}_i . However, since the results R_i can be lengthy, directly inserting R_i into the context of the agents may lead to hallucination (Shi et al., 2023) and typically out of the context length. Thus observing agent \mathcal{M}_O is proposed to extract relevant values.



Question: Can you recommend the latest TV series released on December 24, 2023, directed by Lilly Wachowski?

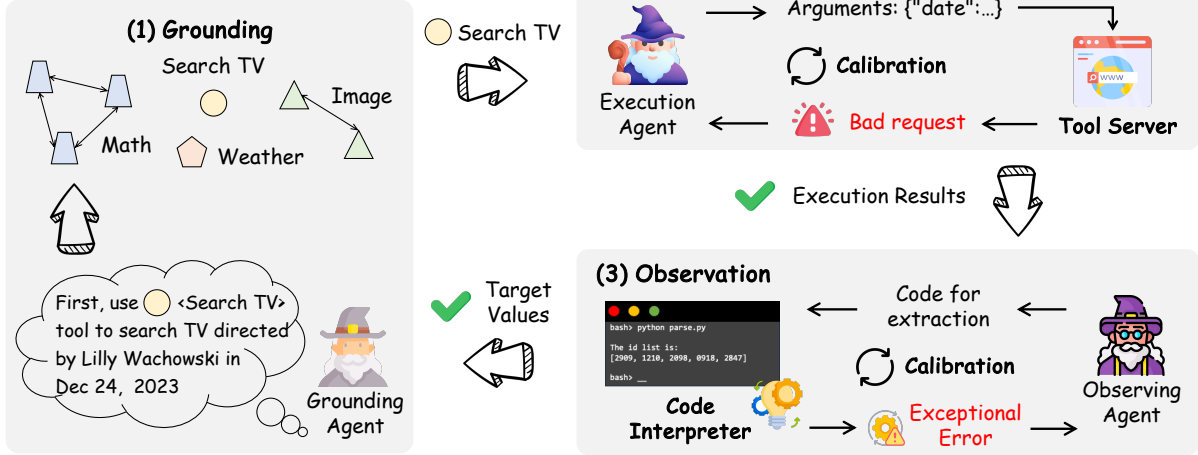


Figure 2: Our cooperative and interactive agent framework *ConAgents*. The grounding agent generates tool-use instructions while execution agent executes selected tools. The observing agent extracts relevant values from execution results. When receiving feedback from the tool environment, the execution agent and observing agent adapt themselves iteratively.

3.4 Observing Agent

The observing agent is employed to process the lengthy results. Most existing methods truncate or summarize (Qin et al., 2023c; Yao et al., 2023) the results to fit the context length, which potentially loses the required information to solve the task in subsequent steps. Recent work simplifies the lengthy results using the pre-created schema (Song et al., 2023), which is a documentation that elaborates on the examples, format, and possible error. However, these methods are limited when dealing with unrecorded tools in general scenarios, such as newly emerged or updated tools. Therefore, we propose a schema-free method, enabling the observing agent to dynamically generate a function adaptive to extracting the target output following the instruction \mathcal{I}_i . Specifically, we first construct a pseudo schema by recursively decomposing each element in R_i , representing the hierarchical structure of R_i , and listing the type of the corresponding value as the schema \mathcal{S}_i . The pseudo schema \mathcal{S}_i instructs the observing agent \mathcal{M}_O to generate code c_i and utilize an interpreter to extract the relevant values r_i :

$$\begin{aligned} c_i &= \mathcal{M}_O(\mathcal{I}_i, \mathcal{S}_i), \\ r_i &= \text{Interpret}(c_i). \end{aligned} \quad (2)$$

The $\text{Interpret}(\ast)$ indicates invoking the code to obtain the result. We provide an example and the

pseudo algorithm for our schema construction in Appendix A.5.

When the code c_i is invoked successfully, the obtained value r_i is incorporated into the context of grounding agent to generate the instruction \mathcal{I}_{i+1} for the next iteration. Otherwise, the r_i indicates a programming error, which instructs the observing agent to calibrate adaptively (Section 3.5).

3.5 Iterative Calibration

Previous studies solve a complex task in a pre-defined order. This mechanism tends to directly shift to the next iteration when the agents fail to complete actions, limiting their ability to adaptively correct exceptional errors (Prasad et al., 2023). As shown in Figure 3, we propose an iterative calibration method (IterCali), to mitigate this problem. IterCali enables the execution agent and the observing agent to interact with tool servers and code interpreters, calibrating themselves following the error messages in feedback.

Iterative calibration with tools. The agents suffer from calling the tool with wrong arguments due to the complex tool documentation and argument specifications (Zhuang et al., 2023; Gao et al., 2023b). Our proposed IterCali mitigates this problem by enabling the execution agent \mathcal{M}_E to iteratively calibrate the misaligned arguments following the feedback from tool



Figure 3: The prompts for our **Iterative Calibration** (IterCali) method, which instructs the execution agent to calibrate generated arguments (a) and observing agent to refine generated code (b) with external feedback.

servers. Specifically, when the wrong argument a_i generated by the execution agent is used to request the data from tool servers, the execution result r_i presents the error messages, showing a failure to execute the tool (shown in Equation 3.3). We then iteratively append the R_i into the calibration history of execution agent \mathcal{M}_E , explicitly prompting the \mathcal{M}_E to calibrate the generated arguments, which can be formulated as:

$$a_i^j = \mathcal{M}_E(\mathcal{D}_i, \mathcal{I}_i, \{(a_i^{<j}, R_i^{<j})\}), \quad (3)$$

where \mathcal{D}_i and \mathcal{I}_i indicate the tool documentation and instruction. The $\{(a_i^{<j}, R_i^{<j})\}$ indicates the calibration history, containing the arguments $a_i^{<j}$ and response $R_i^{<j}$ from tool servers. The above calibration is operated until the tool is executed successfully or up to the maximum iteration α .

Iterative calibration with code interpreter. Our IterCali enables the observing agent to calibrate the generated code. Specifically, when failing to invoke the code c_i , the interpreter raises an exception, e.g., *Type error* or *Exception for out of List range* as r_i . The r_i is then used to prompt the observing agent \mathcal{M}_O to adapt the generated content in an iterative manner, which is formulated as:

$$c_i^j = \mathcal{M}_O(\mathcal{I}_i, \mathcal{S}_i, \{(c_i^{<j}, r_i^{<j})\}), \quad (4)$$

where \mathcal{S}_i is the synthetic schema in Section 3.4, and j indicates the iteration time. $\{(c_i^{<j}, r_i^{<j})\}$ indicates the calibration history which consists of the generated code $c_i^{<j}$ and programming results $r_i^{<j}$ from the code interpreter. The above calibration is operated until the code is invoked successfully or up to the maximum iteration β .

4 Experimental Setup

4.1 Datasets and Evaluation Metrics

Datasets. We conduct experiments on three datasets with tool learning tasks, including: (1) RestBench-TMDB (Song et al., 2023), a high-quality human annotated dataset consisting of 54 tools about movie scenarios; (2) RestBench-Spotify (Song et al., 2023), a dataset with 40 tools for music scenarios. (3) ToolBench (Qin et al., 2023c), a dataset containing diverse real-world tools across various applications.

Evaluation metrics. We use two evaluation metrics following (Yang et al., 2023a; Gao et al., 2023b): (1) Success Rate (**Success%**) measuring the proportion of successful query completions, and (2) Correct Path Rate (**Path%**) calculating F1 score between the generated tool sequence and ground-truth tool sequence. We also conduct the human evaluation, where three well-educated volunteers are invited to evaluate 30 randomly sampled cases with a three-scale rating in two aspects: (1) Executability (**Exec**): whether multiple tools are invoked in a correct logical order (2) Correct Rate of Parsing (**Parsing**): whether the agents can extract the relevant value from lengthy results and incorporate it to predict the next action. Since existing datasets lack the ground truth for extracting relevant values, we extend the TMDB and Spotify datasets by manually annotating the fine-granularity task-solving trajectory to provide the reference for our human evaluation. More details can be found in Appendix A.1.

4.2 Baselines

We mainly compare our method with agent-based tool learning methods, including: (1) DEPS (Wang et al., 2023d), an interactive planning approach empowered by LLMs to improve the long-term planning ability; (2) Chameleon (Lu et al., 2023), an LLM-based agent that directly generates multi-step plans for tool use and then sequentially executes the plan; (3) ReAct (Yao et al., 2023), which prompts LLM to generate the chain-of-

Method	RestBench-TMDB		RestBench-Spotify		ToolBench	
	Success Rate	Path%	Success Rate	Path%	Success Rate	Path%
👤 DEPS (Wang et al., 2023d)	38.00	43.00	19.30	36.40	-	-
👤 ReAct (Yao et al., 2023)	40.00	71.19	51.28	60.35	39.39	65.04
👤 Chameleon (Lu et al., 2023)	63.00	66.10	56.20	64.55	37.44	67.55
👤 ToolLLM (Qin et al., 2023c)	68.00	76.77	61.69	74.77	66.39	86.43
👥 RestGPT (Song et al., 2023)	65.00	69.21	69.10	72.30	65.88	81.40
👥 <i>ConAgents</i> (ours)	77.00	77.97	73.68	76.10	70.88	82.40
👤 ReAct@N → N = 2	54.00	67.90	56.71	59.47	41.41	63.67
👤 ReAct@N → N = 3	62.00	65.40	58.13	63.26	42.67	66.12
👤 ReAct@N → N = 4	66.00	64.34	60.13	65.48	44.58	65.35
👤 ReAct@N → N = 5	67.00	65.41	61.21	64.46	47.47	67.70
Ablation Study						
👥 - w/o M_g	61.00	65.57	64.23	64.37	67.55	78.37
👥 - w/o <i>IterCali</i> → <i>Server</i>	70.00	68.41	68.19	72.42	68.00	69.24
👥 - w/o <i>IterCali</i> → <i>Code</i>	68.00	64.24	67.11	73.27	65.33	70.14

Table 1: **The results on three datasets.** The Path% indicate the Correct Path Rate metric. The icon 👤 denotes the single-agent method and 👥 symbolizes multi-agent architecture. The bottom of the table show the ablation study.

Method	TMDB		Spotify	
	Success%	Path%	Success%	Path%
Mistral-8x7B				
👤 ReAct	26.00	61.21	21.35	47.21
👤 ReAct@3	33.00	63.27	26.93	50.31
👤 ToolLLM	37.00	64.32	28.07	52.31
👥 RestGPT	34.00	72.20	31.58	67.82
👥 <i>ConAgents</i>	41.00	70.31	35.09	64.37

Table 2: We employ the Mistral-8x7B as the backbone LLM of for our method and baselines.

Method	TMDB		Spotify	
	Exec	Parsing	Exec	Parsing
gpt-3.5-turbo				
👤 ReAct	1.89	1.93	1.77	2.10
👤 ReAct@3	2.30	1.97	2.10	2.05
👤 ToolLLM	2.26	1.87	2.26	2.30
👥 RestGPT	2.45	2.53	2.40	2.40
👥 <i>ConAgents</i>	2.76	2.60	2.60	2.40

Table 3: Human evaluation on Executability (**Exec**) and Correct Rate of Parsing (**Parsing**).

thought and actions in an interleaved manner. (4) ToolLLM (DFSDT, Qin et al., 2023c), which enhances LLMs with the Depth First Search-based Decision Tree (DFSDT) to select tools to solve a task. Since our *ConAgents* synergizes three specialized agents, we also establish a **ReAct@N** baseline for further comparison, which conducts multiple times of ReAct until the input task is completed successfully or up to the maximum

iteration number N. We set the N from 1 to 5 in our experiment. We also consider the baseline with multi-agent architecture, *i.e.*, RestGPT, which includes a coarse-to-fine planning module and a tool executor (Song et al., 2023).

4.3 Implementation Details

We employ *gpt-3.5-turbo*² from OpenAI as the LLM backbone for each agent in our method and all baselines. We instruct the three agents to perform specific actions with different system prompts shown in Appendix A.4. The decoding temperature is set to 0 for the most deterministic generation. We also repeat the experiment with an open-source model Mistral-8x7B³ for further comparison. In our iterative calibration method (Section 3.5), we set the maximum number of iterations $\alpha = 3$ and $\beta = 3$, respectively. The maximum step for DEPS and the maximum depth for ToolLLM (DFSDT) are set to 10. For each sample in the test set, we provide all the baselines with the same candidate toolset for a fair comparison, which contains the required tools and ten randomly sampled tools. We also add a special tool named Finish, which is used to indicate the task is solved.

5 Results and Analysis

5.1 Experimental Results

Overall performance. Table 1 demonstrates experimental performances of all methods. We find

²<https://openai.com/chatgpt>

³<https://huggingface.co/mistralai>

that our proposed *ConAgents* outperforms all the baselines in three datasets in terms of all metrics. A reason here is that our cooperative framework design enables each agent to perform specialized actions instead of grasping all required capabilities, thereby reducing the workload encountered by a single agent. The significant improvement over ReAct@N baselines can further validate the effectiveness of our method. In addition, unlike RestGPT, *ConAgents* achieves 12% improvement in Success Rate and 8.76% absolute improvement in Correct Path Rate, respectively. This result suggests that our proposed IterCali method can enable the agents to adaptively calibrate themselves when they fail to complete their tasks, improving the performance of the overall workflow.

Performance with the open-source LLM. We alternate the backbone LLMs with the open-source model, *i.e.*, Mistral-8x7B, and repeat the experiment in the same setting for further comparison. Shown in Table 2, we find Mistral-8x7B can be directly adopted in *ConAgents* with better performance, *e.g.*, pushing the Success Rate from 34.00 to 41.00 in the TMDB dataset. These results further prove the effectiveness of our cooperative framework.

5.2 Human Evaluation

Table 3 shows the results of the human evaluation. We find that *ConAgents* achieves the best in the Executability aspect with 0.20~0.31 absolute improvement compared with the strong baseline RestGPT. We also observe our method achieves comparable and even better performance in Correct Rate of Parsing compared with RestGPT which uses pre-defined schema. This result illustrates that our observing agent can efficiently extract relevant value by programming with synthetic schema. The Kappa statistics for Executability and Correct Rate of Parsing are 0.75 and 0.71 on TMDB dataset, while 0.69 and 0.73 on Spotify dataset, illustrating agreement among the annotators.

5.3 Ablation Study

To better understand the impact of different components of our method, we employ the following modifications to the architecture.

- **w/o \mathcal{M}_O .** We replace the observing agent in our cooperative agent framework with directly truncating. We observe a 9.60 average decrease in the Success Rate on three datasets, *e.g.*, dropping

	Ours	ReAct@1	ReAct@2	ReAct@3
Δ Path Len	1.919	1.714	4.261	5.851

Table 4: The Δ Path Len for different methods on the TMDB dataset.

from 77.00 to 61.00 on the TMDB dataset. The same trend is also observed in the Correct Path Rate, *e.g.*, a 9.45 absolute decrease on the Spotify dataset. These results indicate the necessity of the observing agent in solving complex tasks.

- **w/o IterCali \rightarrow Server.** We remove the iterative calibration when executing the tools (Section 3.5). As shown in Table 1, the Success Rate has a 5.27 average decline, while the Correct Path Rate has a 5.08 average decline on three datasets. These results indicate that the execution agent can refine generated arguments following the error messages from tool servers, improving the performance of the overall framework.

- **w/o IterCali \rightarrow Code.** We remove the iterative calibration when programming to extract the relevant values (Section 3.5). As shown in Table 1, both Success Rate and Correct Path Rate have a significant decrease, which indicates that the observing agent can revise the programming error in the generated code following the feedback from the interpreter and extract the relevant values.

5.4 Case Study

We conduct the case studies and find that our proposed framework is more effective at executing various tools and incorporating the results to solve a complex task. We also provide concrete examples to intuitively explain the detailed calibration process. The details can be found in Appendix A.2.

6 Discussions

Qualitative analysis for the maximum number of iterations.

The IterCali method prompts the execution agent and observing agent to iteratively calibrate themselves based on feedback from the tool environment. To further explore the impact of the maximum iteration number on the performance of the overall framework, we conduct the qualitative analysis for the hyper-parameters α and β . Specifically, we alternate the α and β from 1 to 5, respectively. Then we evaluate our method using the RestBench-TMDB dataset with the same setting as Table 1 and show the results for each iteration number in Figure 4. We observe

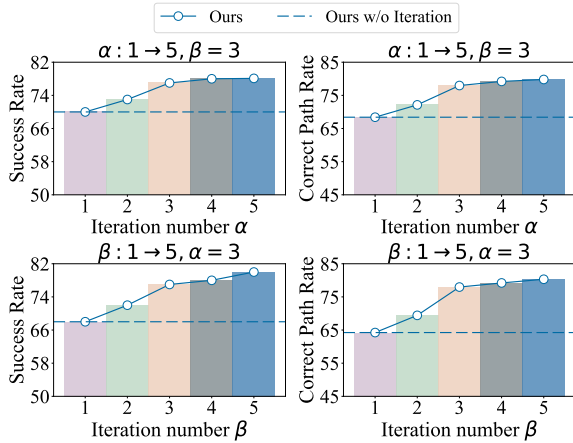


Figure 4: The qualitative analysis for the maximum iteration number α (Section 3.5) and β (Section 3.5) in our proposed IterCali method using TMDB dataset.

an increasing Success Rate when the maximum iteration number shifts from 1 to 3, which indicates that the agents can adapt their actions to complete the tasks. We also find a relatively stable trend when the α and β keep increasing (from 3 to 5), which indicates the agents can calibrate most of the errors in 3 iterations. We also dive into the non-calibrated cases where we find that when the grounding agent generate an inappropriate instruction, *e.g.*, lacking required arguments, the agents struggle to correct themselves only with the feedback from the environment.

Qualitative analysis for the efficiency of inference. Due to the intensive inference cost of LLMs-based agents, we further explore the efficiency of our *ConAgents*. To explain more intuitively, We compare the token consumption for the *ConAgents* and ReAct@N using the RestBench-TMDB dataset with the same setting in Table 1, where the N is set from 1 to 3. We show the frequency histogram for the number of consumed tokens of different methods in Figure 5. We find that our framework spends fewer tokens, compared with strong baselines ReAct@3 with almost the same consumption as vanilla ReAct. The reason is that the modularized framework *ConAgents* enables each agent to perform specific tasks more efficiently, reducing the long exploration trajectory by the single agent.

We further compute the Δ Path Len for each method as previous works Song et al. (2023) and Yang et al. (2023a) in Table 4, which evaluates the mean number of extra tools involved to solve a task. We find that our method solves a task using fewer

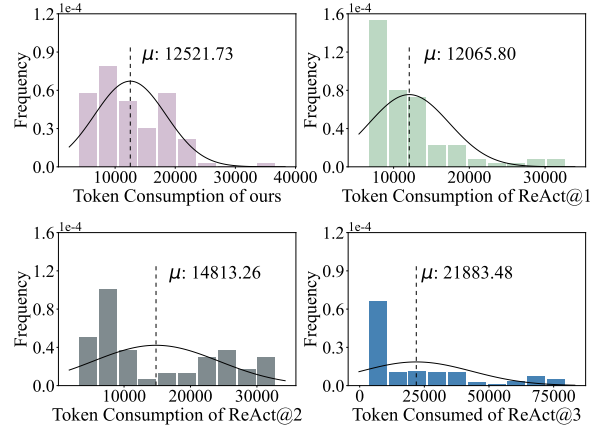


Figure 5: The efficiency analysis for different methods, where we count the distribution of consumed tokens and compute the average consumption μ .

steps than strong baselines ReAct@N (N=2 or 3). The decrease in the Δ Path Len further proves the effectiveness of our cooperative agent framework.

The runtime consistency of our method.

Considering the non-deterministic generation of LLMs in nature, we further explore the consistency of our method. Specifically, we repeat our method with the same setting as Table 1. The statistical significance of differences observed between the performance of two runs is tested using a two-tailed paired t-test. We found no significant difference between the results of two randomly conducted experiments (significance level $\alpha = 0.05$).

7 Conclusions

We present a cooperative and interactive agents framework (*ConAgents*) for tool learning tasks with two objectives: (1) enable the cooperation between agents to solve complex tasks; and (2) enable the agents to calibrate themselves when they fail their tasks. To achieve the first objective, our *ConAgents* modularize the workflow into the grounding agent, execution agent, and observing agent. Then, instruct the three agents to generate a tool-use instruction, execute the tools, and extract the key values, respectively, solving a complex task via cooperation. For the second objective, the *ConAgents* also enables the agents to interact with the tool environment, utilizing the external feedback to adaptively calibrate themselves. Extensive experiments conducted on three benchmarks demonstrate the superiority of our *ConAgents*, *e.g.*, pushing the success rate to 77.00 (13.2% relative improvement).

Limitations

The main limitation is that our LLM-based agent is limited when perceiving multi-modality tasks. When executing the tools, we represent the image and speech with url following previous works. In the future, we plan to extend our method to the agents empowered by the multi-modality foundation model.

Ethics Statement

The paper proposes a cooperative agent framework, synergizing modularized agents to solve a complex task. The modularized design enables the agents to utilize feedback from the tool environment to calibrate themselves adaptively. All the tools used in our experiment are provided by open-source platforms, including TMDB, Spotify, and Rapid API.

References

- Tianle Cai, Xuezhi Wang, Tengyu Ma, Xinyun Chen, and Denny Zhou. 2023. Large language models as tool makers. *arxiv*.
- Yupeng Chang, Xu Wang, Jindong Wang, Yuan Wu, Linyi Yang, Kaijie Zhu, Hao Chen, Xiaoyuan Yi, Cunxiang Wang, Yidong Wang, et al. 2023. A survey on evaluation of large language models. *ACM T Intel Syst Tec*.
- Weize Chen, Yusheng Su, Jingwei Zuo, Cheng Yang, Chenfei Yuan, Chen Qian, Chi-Min Chan, Yujia Qin, Yaxi Lu, Ruobing Xie, et al. 2023. Agentverse: Facilitating multi-agent collaboration and exploring emergent behaviors in agents. *arxiv*.
- Roi Cohen, May Hamri, Mor Geva, and Amir Globerson. 2023. Lm vs lm: Detecting factual errors via cross examination. *arxiv*.
- Yilun Du, Shuang Li, Antonio Torralba, Joshua B Tenenbaum, and Igor Mordatch. 2023. Improving factuality and reasoning in language models through multiagent debate. *arxiv*.
- Nouha Dziri, Ximing Lu, Melanie Sclar, Xiang Lorraine Li, Liwei Jian, Bill Yuchen Lin, Peter West, Chandra Bhagavatula, Ronan Le Bras, Jena D Hwang, et al. 2023. Faith and fate: Limits of transformers on compositionality. *arxiv*.
- Yao Fu, Hao Peng, Tushar Khot, and Mirella Lapata. 2023. Improving language model negotiation with self-play and in-context learning from ai feedback. *arxiv*.
- Luyu Gao, Aman Madaan, Shuyan Zhou, Uri Alon, Pengfei Liu, Yiming Yang, Jamie Callan, and Graham Neubig. 2023a. PAL: Program-aided language models. In *PMLR*.
- Shen Gao, Zhengliang Shi, Minghang Zhu, Bowen Fang, Xin Xin, Pengjie Ren, Zhumin Chen, and Jun Ma. 2023b. Confucius: Iterative tool learning from introspection feedback by easy-to-difficult curriculum. *arxiv*.
- Shibo Hao, Tianyang Liu, Zhen Wang, and Zhiting Hu. 2023. Toolkengpt: Augmenting frozen language models with massive tools via tool embeddings. *arxiv*.
- Yue Huang, Jiawen Shi, Yuan Li, Chenrui Fan, Siyuan Wu, Qihui Zhang, Yixin Liu, Pan Zhou, Yao Wan, Neil Zhenqiang Gong, et al. 2023. Metatool benchmark for large language models: Deciding whether to use tools and which to use. *arxiv*.
- Qiao Jin, Yifan Yang, Qingyu Chen, and Zhiyong Lu. 2023. Genegpt: Augmenting large language models with domain tools for improved access to biomedical information. *arxiv*.
- Geunwoo Kim, Pierre Baldi, and Stephen McAleer. 2023. Language models can solve computer tasks. *arxiv*.
- Minghao Li, Yingxiu Zhao, Bowen Yu, Feifan Song, Hangyu Li, Haiyang Yu, Zhoujun Li, Fei Huang, and Yongbin Li. 2023. Api-bank: A comprehensive benchmark for tool-augmented llms. In *EMNLP*.
- Tian Liang, Zhiwei He, Wenxiang Jiao, Xing Wang, Yan Wang, Rui Wang, Yujiu Yang, Zhaopeng Tu, and Shuming Shi. 2023. Encouraging divergent thinking in large language models through multi-agent debate. *arxiv*.
- Zijun Liu, Yanzhe Zhang, Peng Li, Yang Liu, and Diyi Yang. 2023. Dynamic llm-agent network: An llm-agent collaboration framework with agent team optimization. *arxiv*.
- Pan Lu, Baolin Peng, Hao Cheng, Michel Galley, Kai-Wei Chang, Ying Nian Wu, Song-Chun Zhu, and Jianfeng Gao. 2023. Chameleon: Plug-and-play compositional reasoning with large language models. *arxiv*.
- Alex Mullen, Akari Asai, Victor Zhong, Rajarshi Das, Daniel Khashabi, and Hannaneh Hajishirzi. 2023. When not to trust language models: Investigating effectiveness of parametric and non-parametric memories. In *ACL*.
- Amirkeivan Mohtashami, Florian Hartmann, Sian Gooding, Lukas Zilka, Matt Sharifi, et al. 2023. Social learning: Towards collaborative learning with large language models. *arxiv*.
- Reiichiro Nakano, Jacob Hilton, S. Arun Balaji, Jeff Wu, Long Ouyang, Christina Kim, Christopher Hesse, Shantanu Jain, Vineet Kosaraju, William Saunders, Xu Jiang, Karl Cobbe, Tyna Eloundou, Gretchen Krueger, Kevin Button, Matthew Knight, Benjamin Chess, and John Schulman. 2021. Webgpt: Browser-assisted question-answering with human feedback. *arxiv*.
- Bhargavi Paranjape, Scott M. Lundberg, Sameer Singh, Hanna Hajishirzi, Luke Zettlemoyer, and Marco Tulio Ribeiro. 2023. Art: Automatic multi-step reasoning and tool-use for large language models. *arxiv*.
- Shishir G Patil, Tianjun Zhang, Xin Wang, and Joseph E Gonzalez. 2023. Gorilla: Large language model connected with massive apis. *arxiv*.
- Archiki Prasad, Alexander Koller, Mareike Hartmann, Peter Clark, Ashish Sabharwal, Mohit Bansal, and Tushar Khot. 2023. Adapt: As-needed decomposition and planning with language models. *arxiv*.
- Chen Qian, Xin Cong, Cheng Yang, Weize Chen, Yusheng Su, Juyuan Xu, Zhiyuan Liu, and Maosong Sun. 2023a. Communicative agents for software development. *arxiv*.

- Chen Qian, Yufan Dang, Jiahao Li, Wei Liu, Weize Chen, Cheng Yang, Zhiyuan Liu, and Maosong Sun. 2023b. Experiential co-learning of software-developing agents. *arxiv*.
- Shuofei Qiao, Ningyu Zhang, Runnan Fang, Yujie Luo, Wangchunshu Zhou, Yuchen Eleanor Jiang, Chengfei Lv, and Huajun Chen. 2024. Autoact: Automatic agent learning from scratch via self-planning. *arxiv*.
- Yujia Qin, Zihan Cai, Dian Jin, Lan Yan, Shihao Liang, Kunlun Zhu, Yankai Lin, Xu Han, Ning Ding, Huadong Wang, Ruobing Xie, Fanchao Qi, Zhiyuan Liu, Maosong Sun, and Jie Zhou. 2023a. WebCPM: Interactive web search for Chinese long-form question answering. In *ACL*.
- Yujia Qin, Shengding Hu, Yankai Lin, Weize Chen, Ning Ding, Ganqu Cui, Zheni Zeng, Yufei Huang, Chaojun Xiao, Chi Han, Yi Ren Fung, Yusheng Su, Huadong Wang, Cheng Qian, Runchu Tian, Kunlun Zhu, Shi Liang, Xingyu Shen, Bokai Xu, Zhen Zhang, Yining Ye, Bo Li, Ziwei Tang, Jing Yi, Yu Zhu, Zhenning Dai, Lan Yan, Xin Cong, Ya-Ting Lu, Weilin Zhao, Yuxiang Huang, Jun-Han Yan, Xu Han, Xian Sun, Dahai Li, Jason Phang, Cheng Yang, Tongshuang Wu, Heng Ji, Zhiyuan Liu, and Maosong Sun. 2023b. Tool learning with foundation models. *arxiv*.
- Yujia Qin, Shi Liang, Yining Ye, Kunlun Zhu, Lan Yan, Ya-Ting Lu, Yankai Lin, Xin Cong, Xiangru Tang, Bill Qian, Sihan Zhao, Runchu Tian, Ruobing Xie, Jie Zhou, Marc H. Gerstein, Dahai Li, Zhiyuan Liu, and Maosong Sun. 2023c. Toolllm: Facilitating large language models to master 16000+ real-world apis. *arxiv*.
- Timo Schick, Jane Dwivedi-Yu, Roberto Dessì, Roberta Raileanu, Maria Lomeli, Luke Zettlemoyer, Nicola Cancedda, and Thomas Scialom. 2023. Toolformer: Language models can teach themselves to use tools. *arxiv*.
- Yongliang Shen, Kaitao Song, Xu Tan, Dong Sheng Li, Weiming Lu, and Yue Ting Zhuang. 2023. Hugginggpt: Solving ai tasks with chatgpt and its friends in huggingface. *arxiv*.
- Freda Shi, Xinyun Chen, Kanishka Misra, Nathan Scales, David Dohan, Ed H. Chi, Nathanael Schärli, and Denny Zhou. 2023. Large language models can be easily distracted by irrelevant context. In *PMLR*.
- Yifan Song, Weimin Xiong, Dawei Zhu, Chengzu Li, Ke Wang, Ye Tian, and Sujian Li. 2023. Restgpt: Connecting large language models with real-world applications via restful apis. *arxiv*.
- Qiushi Sun, Zhangyue Yin, Xiang Li, Zhiyong Wu, Xipeng Qiu, and Lingpeng Kong. 2023. Corex: Pushing the boundaries of complex reasoning through multi-model collaboration. *arxiv*.
- Yashar Talebirad and Amirhossein Nadiri. 2023. Multi-agent collaboration: Harnessing the power of intelligent llm agents. *arxiv*.
- Qiaoyu Tang, Ziliang Deng, Hongyu Lin, Xianpei Han, Qiao Liang, and Le Sun. 2023. Toolalpaca: Generalized tool learning for language models with 3000 simulated cases. *arxiv*.
- Bing Wang, Changyu Ren, Jian Yang, Xinnian Liang, Jiaqi Bai, Qian-Wen Zhang, Zhao Yan, and Zhoujun Li. 2023a. Mac-sql: Multi-agent collaboration for text-to-sql. *arxiv*.
- Xingyao Wang, Zihan Wang, Jiateng Liu, Yangyi Chen, Lifan Yuan, Hao Peng, and Heng Ji. 2023b. Mint: Evaluating llms in multi-turn interaction with tools and language feedback. *arxiv*.
- Yizhong Wang, Yeganeh Kordi, Swaroop Mishra, Alisa Liu, Noah A. Smith, Daniel Khashabi, and Hannaneh Hajishirzi. 2023c. Self-instruct: Aligning language models with self-generated instructions. In *ACL*.
- Zihao Wang, Shaofei Cai, Anji Liu, Xiaojian Ma, and Yitao Liang. 2023d. Describe, explain, plan and select: Interactive planning with large language models enables open-world multi-task agents. *arxiv*.
- Chenfei Wu, Sheng-Kai Yin, Weizhen Qi, Xiaodong Wang, Zecheng Tang, and Nan Duan. 2023. Visual chatgpt: Talking, drawing and editing with visual foundation models. *arxiv*.
- Xiaohan Xu, Ming Li, Chongyang Tao, Tao Shen, Reynold Cheng, Jinyang Li, Can Xu, Dacheng Tao, and Tianyi Zhou. 2024. A survey on knowledge distillation of large language models. *arXiv*.
- Rui Yang, Lin Song, Yanwei Li, Sijie Zhao, Yixiao Ge, Xiu Li, and Ying Shan. 2023a. Gpt4tools: Teaching large language model to use tools via self-instruction. *arxiv*.
- Zhengyuan Yang, Linjie Li, Jianfeng Wang, Kevin Lin, Ehsan Azarnasab, Faisal Ahmed, Zicheng Liu, Ce Liu, Michael Zeng, and Lijuan Wang. 2023b. Mm-react: Prompting chatgpt for multimodal reasoning and action. *arxiv*.
- Shunyu Yao, Jeffrey Zhao, Dian Yu, Nan Du, Izhak Shafran, Karthik R Narasimhan, and Yuan Cao. 2023. React: Synergizing reasoning and acting in language models. In *ICLR*.
- Junjie Ye, Guanyu Li, Songyang Gao, Caishuang Huang, Yilong Wu, Sixian Li, Xiaoran Fan, Shihan Dou, Qi Zhang, Tao Gui, et al. 2024a. Tooleyes: Fine-grained evaluation for tool learning capabilities of large language models in real-world scenarios. *arxiv*.
- Junjie Ye, Sixian Li, Guanyu Li, Caishuang Huang, Songyang Gao, Yilong Wu, Qi Zhang, Tao Gui, and Xuanjing Huang. 2024b. Toolsword: Unveiling safety issues of large language models in tool learning across three stages. *arxiv*.
- Da Yin, Faeze Brahman, Abhilasha Ravichander, Khyathi Chandu, Kai-Wei Chang, Yejin Choi, and Bill Yuchen Lin. 2023. Lumos: Learning agents with

unified data, modular design, and open-source llms. *arxiv*.

Junjie Zhang, Yupeng Hou, Ruobing Xie, Wenqi Sun, Julian McAuley, Wayne Xin Zhao, Leyu Lin, and Ji-Rong Wen. 2023. Agentcf: Collaborative learning with autonomous language agents for recommender systems. *arxiv*.

Yuchen Zhuang, Yue Yu, Kuan Wang, Haotian Sun, and Chao Zhang. 2023. Toolqa: A dataset for llm question answering with external tools. *arxiv*.

A Appendix

A.1 Evaluation Metrics Details

Automatic evaluation. We mainly employ Success Rate and Correct Path Rate as two automatic evaluation metrics following previous works (Yang et al., 2023a; Gao et al., 2023b). The Success Rate (**Success%**) computes the proportion of successful query completions. Specifically, when all the ground-truth tools are executed correctly, the success rate is set to 1 to 0. (2) Correct Path Rate (**Path%**), which computes the F1 score between the generated tool sequence and ground-truth tool sequence.

Human evaluation We conduct a human evaluation on two metrics, including: (1) Executability (**Exec**): whether the multiple tools are invoked in a correct logical order to complete the task; (2) Correct Rate of Parsing (**Parsing**): whether the agents can extract the relevant values from lengthy execution results and incorporate them to predict the next action. We invite three well-educated volunteers to evaluate 30 cases randomly sampled from RestBench-TMDB and RestBench-Spotify datasets, respectively, with a three-scale rating. The Kappa statistics for Executability and Correct Rate of Parsing are 0.75 and 0.71 on the TMDB dataset, while 0.69 and 0.73 on the Spotify dataset, illustrate agreement among the annotators.

A.2 Case Study

We conduct several case studies and find that our method is effective at executing various tools and incorporating execution results to solve the input tasks.

Case for our *ConAgents*. Figure 6 presents a concrete example of the workflow of our proposed cooperative framework. Given a task “Give me a photo belonging to the second episode of the first season of The Witcher”, the grounding agent generates a tool-use instruction which instructs the execution agent to execute “search_tv” tool and instruct the observing agent to extract the “id” of the TV show. In the next turn, the extracted “id (71912)” is incorporated by to grounding agent to generate a new instruction, *i.e.*, “use the season_episode_images to get the images”. The

new instruction is then processed by the execution agent and observing agent sequentially. Finally, the images are obtained, and the task is completed successfully. This example shows that our method can solve complex tasks effectively by synergizing the three agents.

Case for Comparison We show a concrete example in Table 5 to compare our method with baseline ReAct (Yao et al., 2023). We find that observe ReAct fails to generate appropriate arguments to execute the tools, even iterating for several iterations, and ends up failing to complete the task. In contrast, our *ConAgents* can utilize the required tools correctly and incorporate execution results to derive a correct answer successfully. This comparison provides intuitive evidence for the effectiveness of the proposed cooperative framework.

Examples for Iterative Calibration with Tool Server Figure 7 shows an example of our proposed Iterative Calibration method with the tool server, where the execution agent calibrates the misaligned arguments following the response from the tool servers, *e.g.*, “the invalid id”, and generates the code to extract the relevant value successfully.

Examples for Iterative Calibration with Code Interpreter Figure 8 shows an example of our proposed Iterative Calibration method with a code Interpreter, where the observing agent calibrates the programming errors following the feedback from the code interpreter, *e.g.*, the TypeError, and generates the code to extract the relevant value successfully.

A.3 Datasets

Experiment dataset We conduct experiments on three commonly used datasets with tool learning tasks, including:

- RestBench (Song et al., 2023): a high-quality human annotated dataset consisting of 54 tools about movie scenarios.
- RestBench-Spotify (Song et al., 2023): a dataset with 40 tools for music scenarios.
- ToolBench (Qin et al., 2023c): a dataset containing diverse real-world tools across various applications, which contains the simple tasks, *i.e.*, solving a task with one single tool, and complex tasks, *i.e.*, executing multiple tools in a logic order to solve a task.

dataset	RestBench-TMDB
Query	Who is the director of Leonardo DiCaprio's latest movie?
Candidate Tool List	<p>search_person: get the person id</p> <p>search_tv: Search for a TV show.</p> <p>search_movie: Search for movies.</p> <p>person_personID_movie_credits: Get the movie credits for a person, the results contains various information such as popularity and release date.</p> <p>tv_tvID_credits: Get the credits (cast and crew) that have been added to a TV show.</p> <p>movie_top_rated: Get the top rated movies on TMDb.</p> <p>tv_tvID_reviews: Get the user reviews for a TV show.</p> <p>search_collection: Get collection details by id.</p> <p>collection_collectionID_images: Get the images for a collection by id.</p> <p>movie_movieID_credits: Get the cast and crew for a movie.</p>
Model Output	<p>grounding agent: >> First, use <search_person> to search for the person id of Leonardo DiCaprio.</p> <p>execution agent: >> {"url": "https://api.themoviedb.org/3/search/person", "params": {"query": "Leonardo DiCaprio"}, "description": "Search for the person id of Leonardo DiCaprio."}</p> <p>observing agent: >> The id of the person is 6193</p> <p>grounding agent: >> Second, using the <person_personID_movie_credits> to get the details of the movies Leonardo DiCaprio (id 6193) join in</p> <p>execution agent: >> {"url": "https://api.themoviedb.org/3/person/6193/movie_credits", "description": "The movie credit list of Leonardo DiCaprio."}</p> <p>observing agent: >> the latest movie is Untitled Barry Jenkins 'Virunga' Adaptation (718375).</p> <p>grounding agent: >> Third, use <movie_movieID_credits> to get the director of the movie 718375.</p> <p>execution agent: >> {"url": "https://api.themoviedb.org/3/movie/718375/credits", "description": "The director of the movie Untitled Barry Jenkins 'Virunga' Adaptation."}</p> <p>observing agent: >> the director of this movie (id 718375) is Barry Jenkins.</p> <p>grounding agent: >> the director of Leonardo DiCaprio's latest movie is Barry Jenkins.</p> <hr/> <p>Turn 1-1: >> <search_person></p> <p>Turn 1-2: >> {"query": "Leonardo DiCaprio", "page": 1, "include_adult": "false", "region": "US"}</p> <p>Turn 1-3: >> {"page": 1, "results": {"adult": false, "gender": 2, "id": 6193, "known_for_department": "Acting" ...}}</p> <p>Turn 2-1: >> person_personID_movie_credits</p> <p>Turn 2-2: >> {"person_id": "6193"}</p> <p>Turn 2-3: >> {"cast": {"adult": false, "backdrop_path": "/m0miVRUF6vmCos.jpg", "id": 454, "ori...}}</p> <p>Turn 3-1: >> movie_movieID_credits</p> <p>Turn 3-2: >> {"movie_id": "791373"}</p> <p>Turn 3-3: >> {"id": 791373, "cast": {"adult": false, "gender": 2, "id": 880, "department": "Acting", "name" ...}}</p> <p>Turn 4-1: >> movie_movieID_credits</p> <p>Turn 4-2: >> {"movie_id": "791373"}</p> <p>Turn 4-3: >> {"id": 791373, "cast": {"adult": false, "gender": 2, "id": 880, "department": "Acting", "name" ...}}</p> <p>Turn 5-1: >> movie_movieID_credits</p> <p>Turn 5-2: >> {"movie_id": "791373"}</p> <p>Turn 5-3: >> {"id": 791373, "cast": {"adult": false, "gender": 2, "id": 880, "department": "Acting", "name": " ...}}</p> <p>Turn 6-1: >> The movie with ID 791373 does not have the director information.</p>
ReAct	

Table 5: An example of model outputs on the RestBench-TMDB dataset, where we highlight the critical task-solving steps, *i.e.*, **select a tool**, **executing the tool**, and **incorporating the execution results for the next step**. We also high the **right** and **wrong** values extracted by agents from execution results in the overall workflow. This example shows that our method is more effective at solving a complex task. We represent the same execution result with the same placeholder (e.g., %s) for a more intuitive explanation.

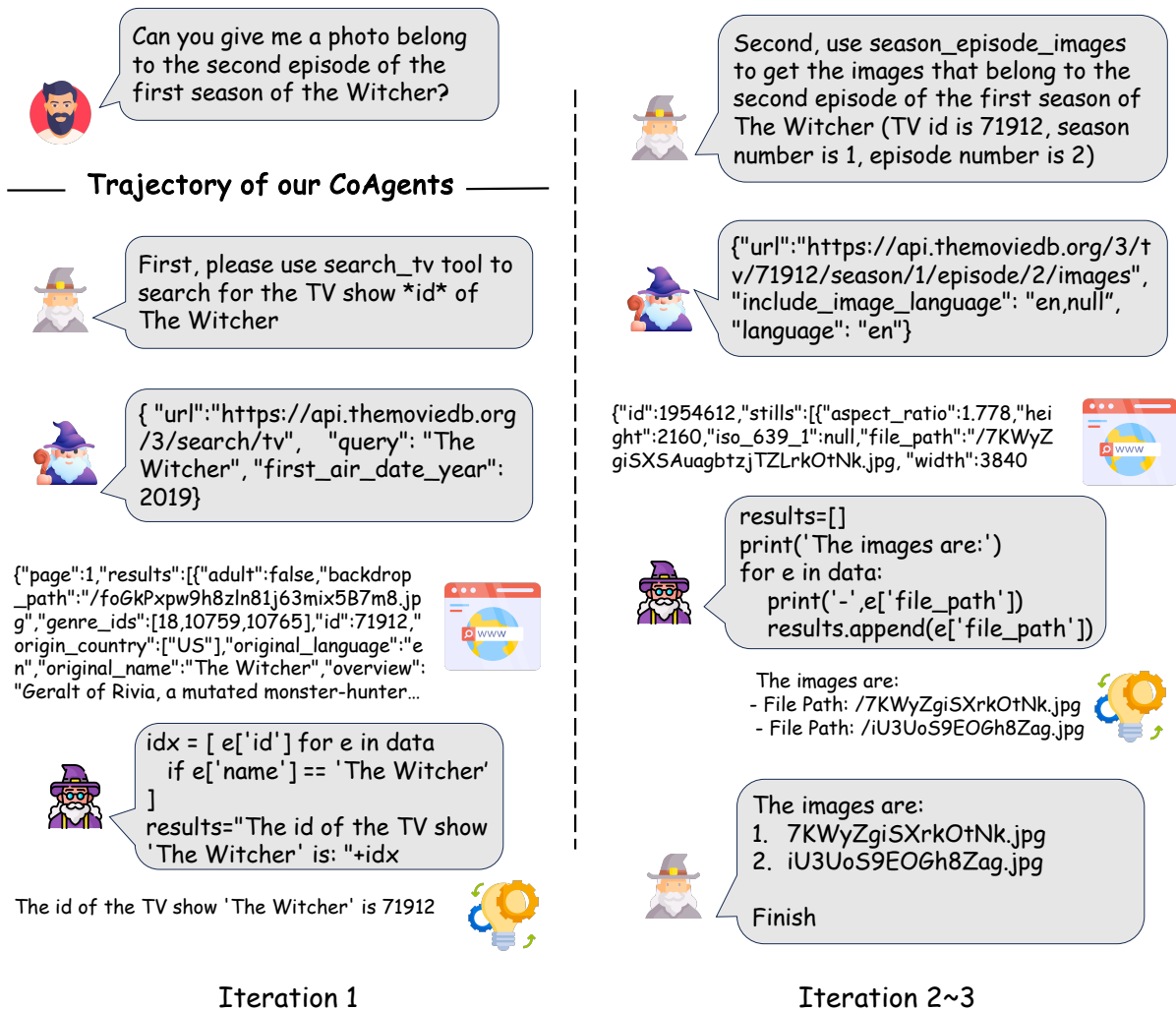


Figure 6: An example to illustrate the workflow of our proposed cooperative framework *ConAgents*, which synergizes the grounding agent, execution agent, and observing agent for several turns until completing the task. For each turn, the grounding agent generates tool-use instruction, while the execution agent and observing agent are employed to execute the select tool and extract relevant values from lengthy execution results, respectively. CoAgents is short for ConAgents.

We conduct experiments on the full dataset of TMDb and Spotify. Due to the intensive inference cost of LLMs-based agents, we randomly sample 100 cases as test sets from the complex tasks in Toolbench datasets to evaluate the performance of our cooperative agent framework in solving practical tasks.

Extend existing datasets. Existing datasets only annotate the required tools to solve the tasks, which lacks what arguments to pass, execution results, and how to incorporate the results step-by-step. We first extend the RestBench-TMDb and RestBench-Spotify datasets with a fine-granularity task-solving trajectory to support our human evaluation to

evaluate the Correct Rate of Parsing. We select the two datasets for annotation for the open-source, free of charge, and high-quality consideration. Specifically, we invite four annotators to manually solve a task step-by-step using the ground truth tools provided by existing datasets. To guarantee annotation quality, we ask at least two annotators to solve the tasks in the dataset repeatedly. If there is a discrepancy between the two annotators (*i.e.*, two annotators give different solutions), we ask a third annotator to recheck it. Finally, we extend the full datasets of TMDb and Spotify, with each case containing the required tool names, the corresponding arguments, the execution results, and the final answer. We randomly sample 30 cases

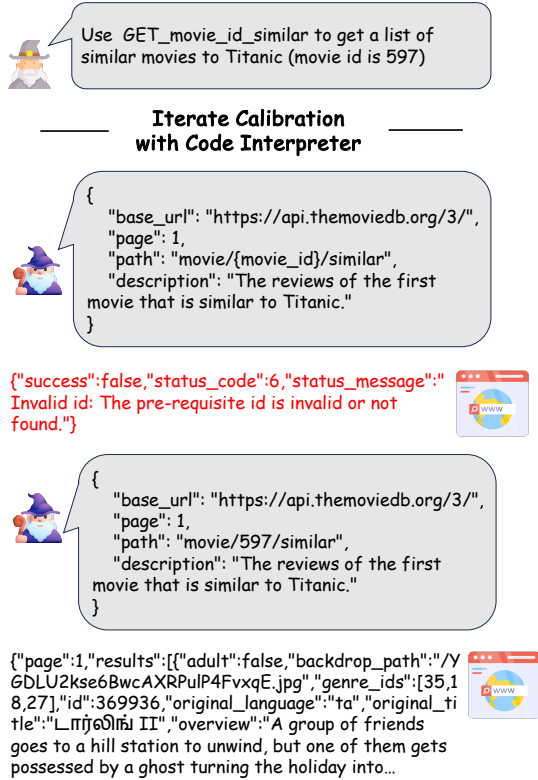


Figure 7: An example to illustrate the workflow of our iterative calibration with tool servers, where the execution agent calibrates the misaligned arguments following the error messages from the tool servers and executes the tools successfully to request the data.

from two extended datasets, respectively, which are used for our human evaluation. We also release the extended datasets to facilitate future research.

A.4 System prompt for Agents

We provide the system prompts to enable the agents in our *ConAgents* to perform specialized actions. The system prompt for the grounding agent is shown in Table 6. The system prompt for the execution agent is shown in Table 7. The system prompt for the observing agent is shown in Table 8.

A.5 Synthetic Schema with Recursive Decomposition

We propose a recursive decomposition algorithm to synthesize a schema automatically. Our algorithm constructs the schema by recursively decomposing each element in the lengthy execution results, representing the hierarchical structure among elements with the depth of recursion, and listing the type of the corresponding value as the schema. A pseudo code of the overall procedure is given

Algorithm 1: Construct the schema of the execution result with recursive decomposition.

Data: root, indent (default = 0)

Result: The synthetic schema, represented as a list of tuples, *i.e.*, (name, type, depth).

// depth indicates the hierarchical structure for each element in a complex variable

// IsBasic \rightarrow True/False

// Iterate \rightarrow Each element

1 **Function** *RecurDecompose*(root, depth):

2 name \leftarrow root.name

3 type \leftarrow root.type

4 tree \leftarrow List[(name, type, depth)]

5 **if** *IsBasic*(root) **then**

6 **return** tree

7 **foreach** *child* in *Iterate*(root) **do**

8 tmp \leftarrow *RecurDecompose*(child, depth + 1)

9 tree.append(tmp)

10 **return** tree // get the tree

in Algorithm 1. To explain more intuitively, we also illustrated our algorithm with an example in Figure 10, which demonstrates how to construct the schema (right) based on lengthy execution results (left).

The Synthetic schema paired with execution results is then fed into observing agent, prompting the observing agent to generate the code used to extract relevant values. This method can be used to deal with unrecorded tools in more general scenarios.

A.6 Efficiency Analysis

We further explore the efficiency of our proposed *ConAgents*, where we compare the token consumption for the *ConAgents* and strong baselines ReAct@N using the RestBench-TMDB dataset with the same setting in Table 1. And we set the N from 1 to 5 for a comprehensive comparison. We show the frequency histogram for the number of consumed tokens of different methods Figure 9. We find that our framework spends fewer tokens compared with strong baselines ReAct@N ($N \geq 2$) with almost the same token consumption as vanilla ReAct. The potential reason is that the modularized

Prompt to enable the grounding agent

<i>System prompt</i>
You are an agent that accesses external Tools and utilizes them to solve user queries step by step. Please interleave three steps: Thought, Tool Selection and Execution Result. Here is the format: User Query: the query of users Thought: "Specify which tool to use and what value you want to obtain through this tools." Tool Selection: "Just select a tool from the list. DO NOT change the name of the tool." Execution Result: "Specify what you want to obtain from the execution results." ...(The Thought, API Selection, and Execution Result can be repeated N times) Final Answer: Your final answer to this task Note: (1) Every step of Thought should remain atomic, e.g., keeping it as simple as possible and include only one single tool. (2) DO NOT use pronouns in the plan but use the corresponding results obtained previously. Here is an specific examples: {example}
<i>Input task</i>
Only using the following API to solve the user query. ==API List== {api_list} User query: {query} {hidden}

Table 6: The prompt to enable the grounding agent in our cooperative framework. We detail the *system prompt* and *input prompt*, respectively.

Prompt to enable the execution agent


<i>System prompt</i>
You are a helpful assistant. You can access external tools to execute my instruction.
<i>Input prompt</i>
You can access external tools to execute the instruction: {instruction} Please complete the arguments and request data from servers based on the tool documentation: {documentation} When receiving error messages, you should revise your output and try again. Here are some examples: {examples}


Table 7: The prompt to enable the execution agent in our cooperative framework. We detail the *system prompt* and *input prompt*, respectively.

Prompt to enable the observing agent


<i>System prompt</i>
Here is a python " dict " called " response ". Please write code to extract values from the 'response' following my instruction.
<i>Input prompt</i>
Here is a python " dict " called " response ". Please write code to extract values from the 'response' following the instruction: {instruction} The structure of 'response' is simplified as below: {schema} You should revise your code when you receive an exception error from Python interpreter. Your Output: ```python [Python code] ```

Table 8: The prompt to enable the observing agent in our cooperative framework. We detail the *system prompt* and *input prompt*, respectively.


 Based on the person id (153), use "person_movie_credits" to get the movies directed by this person .

 {'url': 'https://api.themoviedb.org/3/person/153/movie_credits', 'page': 1, 'description': 'The movie credit list'}

```
{"cast":[{"adult":false,"backdrop_path":"/uyw4efhaBsktg.jpg","genre_ids":[99],"id":686132,"original_language":"en...
```



Iterative Calibration with Code Interpreter


 movies = response['cast']
names = []
ids = []
for movie in movies:
names.append(movie['name'])
ids.append(movie['id'])

result = "The movies are {}
({}).format(", ".join(names), "
".join(str(id) for id in ids))

Error messages:

Exception Type: <class 'KeyError'>
Exception Value: 'name'




 movies = response.get('cast')
if movies is not None:
names = []
ids = []
for movie in movies:
names.append(movie['name'])
ids.append(movie['id'])
if names and ids:
result = " ".join(names)
print(result)

Error messages:

Exception Type: <class 'TypeError'>
Exception Value: sequence item 0: expected str instance, NoneType found



 movies = response.get('cast')
if movies is not None:
names = []
ids = []
for movie in movies:
names.append(movie['title'])
ids.append(movie['id'])
if names and ids:
result = [f"{name} {id}"
for name, id in zip(names,ids)]
print(result)

The Sound of 007 1028506
Allied Forces: Making 1917 686132
Score: A Film Music Documentary 426410



Figure 8: An example to illustrate the workflow of our iterative calibration with code interpreter, where the observing agent can revise the programming error following the exceptional error from the interpreter and generate correct code to extract the relevant values from lengthy content.

Ours	ReAct@1	ReAct@2	ReAct@3	ReAct@4	ReAct@5
1.919	1.714	4.261	5.851	6.132	6.545

Table 9: The Δ Path Len for different methods on the TMDB dataset.

framework *ConAgents* enables each agent to perform specific tasks more efficiently, reducing the long exploration trajectory encountered by the single agent.

In Table 9, we further compute the Δ Path Len for each method following previous works Song et al. (2023) and Yang et al. (2023a). The Δ Path Len metric evaluates an average number of extra tools involved in solving a task. We find that our method solves a task using fewer steps than strong baseline ReAct@N ($N \geq 2$). The decrease in the Δ Path Len further proves the effectiveness of our cooperative agent framework.

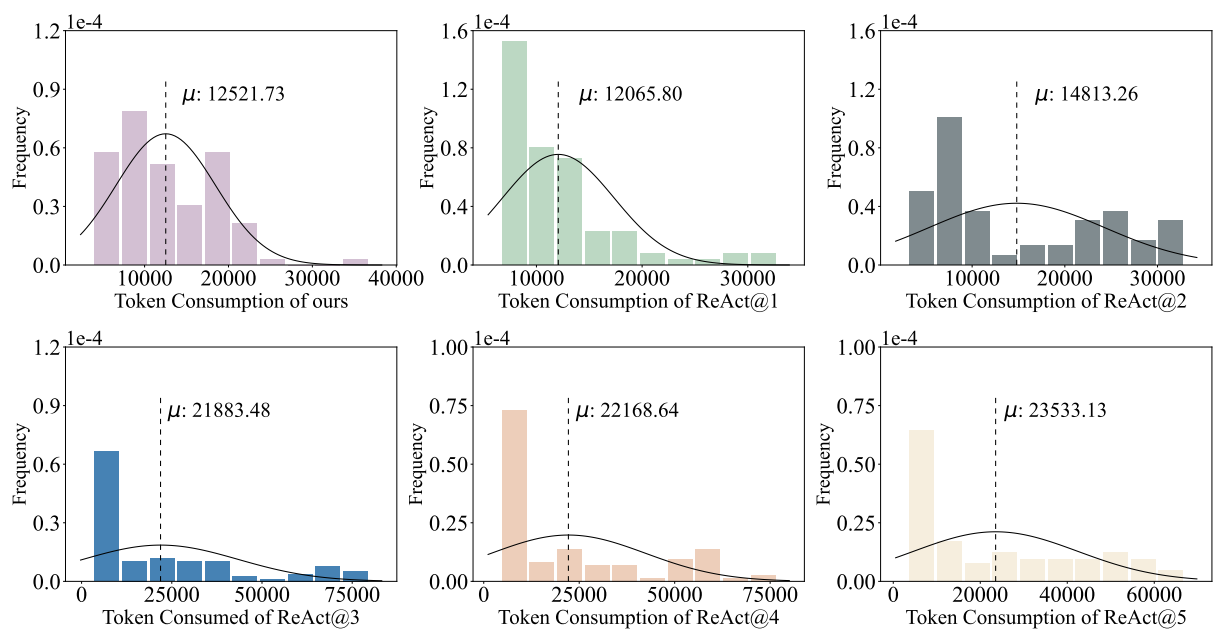


Figure 9: The efficiency analysis for our method and ReAct@N baselines ($1 \leq N \leq 5$), where we count the distribution of consumed tokens cost by each case and compute the average consumption μ .

```

{"album_type": "album", "artists": [{"name": "Pitbull", "type": "artist", "uri":
"spotify:artist:0TnOYISbd1XYRBk9myaseg"}], "copyrights": [{"text": "(P) 2012
RCA Records, a division of Sony Music Entertainment", "type": "P"}], "id":
"4aawyAB9vmqN3uQ7FjRGTy",
"images": [{"height": 640, "url": "https://i.scdn.co/image/ab67616d0000b2732c5b2
4ecfa39523a75c993c4", "width": 640}, {"height": 64, "url": "https://i.scdn.co/image
/ab67616d000048512c5b24ecfa39523a75c993c4", "width": 64}], "is_playable":
true, "label": "Mr.305/Polo Grounds Music/RCA Records", "name": "Global
Warming", "popularity": 57, "release_date": "2012-11-16", "release_d
ate_precision": "day",
"total_tracks": 18, "tracks": [{"href": "https://api.spotify.com/v1/albums/4aawyAB9
vmqN3uQ7FjRGTy/tracks?offset=0&limit=50&locale=zh-CN,zh;q=0.9", "items":
[{"artists": [{"external_urls": {"spotify":
"artist/0TnOYISbd1XYRBk9myaseg"}, "href": "https://api.spotify.com/v1/artists
/0TnOYISbd1XYRBk9myaseg", "id": "0TnOYISbd1XYRBk9myaseg",
"name": "Pitbull", "type": "artist", "uri": "spotify:artist:0TnOYISbd1XYRBk9myaseg"}
, {"external_urls": {"spotify": "artist/7iJrDbKM5fEkGdm5kpjFzS"}, "href": "https://
api.spotify.com/v1/artists/7iJrDbKM5fEkGdm5kpjFzS", "id":
"7iJrDbKM5fEkGdm5kpjFzS", "name": "Sensato", "type": "artist", "uri":
"spotify:artist:7iJrDbKM5fEkGdm5kpjFzS"}],
"disc_number": 1, "explicit": true, "external_urls": {"spotify": "track/6OmhkSOpvYBo
kMKQxpIGx2"}, "href": "https://api.spotify.com/v1/tracks/6OmhkSOpvYBokMK
QxpIGx2", "id": "6OmhkSOpvYBokMKQxpIGx2", "restrictions": {"reason":
"age_verification_required"}}, {"artists": [{"external_urls": {"spotify": "artist/0TnOYISbd1XYRBk9myaseg"}, "hre
f": "https://api.spotify.com/v1/artists/0TnOYISbd1XYRBk9myaseg", "id":
"0TnOYISbd1XYRBk9myaseg", "name": "Pitbull", "type": "artist", "uri":
"spotify:artist:0TnOYISbd1XYRBk9myaseg"}, {"external_urls": {"spotify":
"artist/2L8yW8GIoirHEdeW4bWQXq"},
"href": "https://api.spotify.com/v1/artists/2L8yW8GIoirHEdeW4bWQXq", "id":
"2L8yW8GIoirHEdeW4bWQXq", "name": "TJR", "type": "artist", "uri":
"spotify:artist:2L8yW8GIoirHEdeW4bWQXq"}], "disc_number": 1,
"duration_ms": 206120, "explicit": false, "external_urls":
{"spotify": "track/2ibIMMIgSznA464mNov7A8"}, "href": "https://api.spotify.com/
v1/tracks/2ibIMMIgSznA464mNov7A8", "id": "2ibIMMIgSznA464mNov7A8",
"restrictions": {}}, {"artists": [{"external_urls": {"spotify":
"artist/0TnOYISbd1XYRBk9myaseg"},
"href": "https://api.spotify.com/v1/artists/0TnOYISbd1XYRBk9myaseg", "id":
"0TnOYISbd1XYRBk9myaseg", "name": "Pitbull", "type": "artist", "uri":
"spotify:artist:0TnOYISbd1XYRBk9myaseg"}, {"external_urls": {"spotify":
"artist/1I7ZsJRRS8wlW3WfJfPfNS"}, "href":
"https://api.spotify.com/v1/artists/1I7ZsJRRS8wlW3WfJfPfNS", "id":
"1I7ZsJRRS8wlW3WfJfPfNS", "name": "Christina Aguilera", "type": "artist",
"uri": "spotify:artist:1I7ZsJRRS8wlW3WfJfPfNS"}], "disc_number": 1,
"duration_ms": 229506, "explicit": false, "external_urls": {"spotify":
"track/4yOn1TEcfsKHUJCL2h1r8I"}, "href":
"https://api.spotify.com/v1/tracks/4yOn1TEcfsKHUJCL2h1r8I", "id":
"4yOn1TEcfsKHUJCL2h1r8I"}, {"limit": 50, "next": null, "offset": 0, "previous":
null, "total": 18}], "type": "album", "uri":
"spotify:album:4aawyAB9vmqN3uQ7FjRGTy"}

```

(a) The lengthy execution results

```

- response: dict
- album_type: str
- artists: list
- artists[0]: dict
- name: str
- type: str
- uri: str
- copyrights: list
- copyrights[0]: dict
- text: str
- type: str
- id: str
- images: list
- images[0]: dict
- height: int
- url: str
- width: int
- is_playable: bool
- label: str
- name: str
- popularity: int
- release_date: str
- release_date_precision: str
- total_tracks: int
- tracks: dict
- href: str
- items: list
- items[0]: dict
- artists: list
- artists[0]: dict
- external_urls: dict
- spotify: str
- href: str
- id: str
- name: str
- type: str
- uri: str
- disc_number: int
- explicit: bool
- external_urls: dict
- spotify: str
- href: str
- id: str
- restrictions: dict
- reason: str
- limit: int
- next: NoneType
- offset: int
- previous: NoneType
- total: int
- type: str
- uri: str

```

(b) The pseudo schema

Figure 10: A concrete example to demonstrate how to construct a schema for the tool response, where we recursively decompose each element in the execution result, represent the hierarchical structure via indent, and list the type of the corresponding values.

B Reviewer PHS5 (S: 3, O:3)

Weakness 1: The approach of dividing an agent into a planning agent, a tool-invocation agent, plus additional agents is not novel, there are several similar works:

[1] Song Y, Xiong W, Zhu D, et al. Restgpt: Connecting large language models with real-world applications via restful apis[J]. arXiv preprint arXiv:2306.06624, 2023.

[2] Shen W, Li C, Chen H, et al. Small llms are weak tool learners: A multi-llm agent[J]. arXiv preprint arXiv:2401.07324, 2024.

[3] Qian C, Dang Y, Li J, et al. Experiential co-learning of software-developing agents[J]. arXiv preprint arXiv:2312.17025, 2023.

Response:

Weakness 2: The issue of "the limitation of the inherent capability of a single LLM to perform diverse actions" proposed in this paper, has not been well analyzed. The paper merely demonstrates that their proposed framework outperforms other frameworks. However, since the underlying LLM for all agents within this framework remains the same single LLM, the experimental results do not actually illustrate the limitations of a single LLM's capabilities. A possible method to verify this may be using a single-agent framework, where the system prompt of this agent simultaneously describes the functions of the grounding agent, execution agent, and observing agent, and then sequentially execute this single agent as the process introduced in this paper.

Response:

C Reviewer djSr (S:3.5, O:3)

Weakness 1 authors don't discuss much of the characteristics of the datasets and their complexity

Response:

Weakness 2 human evaluation is small in scale (3 annotators only)

Response:

D Reviewer YkaU (S: 2.5, O: 2.5)

Weakness 1 The core concept of modularizing the tool learning process into specialized agents shares similarities with prior works such as RestGPT. The overall architecture design is also

quite similar to RestGPT. The introduction of the Observing agent for processing lengthy tool responses and the IterCali for error correction does present some advancement; however, the overarching architecture's resemblance to existing models raises questions about the framework's novelty.

Response:

Weakness 2 The IterCali, although crucial for error correction and adaptability, bears similarity to ReAct's feedback-based action loop. The concept itself is not that new. Additionally, the revise-based-on-feedback mechanism has been discussed in many previous works (e.g., Reflexion and Generative Agents). I tend to not call it novel after around 1 year after the release of Reflexion and Generative Agents. It is more like a common trick.

Response:

Weakness 3 The choice of baselines in the analysis experiments only includes ReAct, which, while relevant, restricts the comparative analysis's breadth. The absence of a direct comparison with RestGPT and ToolLLM, especially considering the conceptual similarities with RestGPT, might lead to an incomplete evaluation of the proposed framework's performance and efficiency.

Response:

Weakness 4 Although stating that the observer is "schema-free", it heavily relies on the assumption that the tool responses are in JSON or other similar structured formats. Compared to not using an observer, the generalizability is decreased while the performance is improved.

Response:

Overall Weakness I acknowledge that this paper is "solid" in the sense of the comprehensive experimental work presented. However, the architectural resemblance between ConAgents and RestGPT raises concerns about the novelty and significance of the proposed modifications. The incremental modification of the architecture seems trivial to me. I understand that the research in agent-based systems is fast-paced, but introducing some incremental changes to an architecture that was established more than half a year ago and not showing really significant improvement is not so appealing to me. In light of these considerations, I'm inclined to a weak rejection.

Response:

Comments In Table 1, ToolLLM is the best at the Path% of ToolBench, but it is not bolded. And in the Table 1 ablation study, it should be M_O instead of M_E?

Response: