

# CURATRON: Complete and Robust Preference Data for Rigorous Alignment of Large Language Models

Son The Nguyen<sup>1</sup>, Niranjan Uma Naresh<sup>2</sup>, Theja Tulabandhula<sup>1</sup>

<sup>1</sup>University of Illinois Chicago, <sup>2</sup>Independent

This paper addresses the challenges of aligning large language models (LLMs) with human values via preference learning (PL), focusing on incomplete and corrupted data in preference datasets. We propose a novel method for robustly and completely recalibrating values within these datasets to enhance LLMs’ resilience against the issues. In particular, we devise a guaranteed polynomial time ranking algorithm that robustifies several existing models, such as the classic Bradley–Terry–Luce (BTL) (Bradley and Terry, 1952) model and certain generalizations of it. To the best of our knowledge, our present work is the first to propose an algorithm that provably recovers an  $\epsilon$ -optimal ranking with high probability while allowing as large as  $O(n)$  perturbed pairwise comparison results per model response. Furthermore, we show robust recovery results in the partially observed setting. Our experiments confirm that our algorithms handle adversarial noise and unobserved comparisons well in both general and LLM preference dataset settings. This work contributes to the development and scaling of more reliable and ethically aligned AI models by equipping the dataset curation pipeline with the ability to handle missing and maliciously manipulated inputs.

Correspondence: [snguye65@uic.edu](mailto:snguye65@uic.edu), [theja@uic.edu](mailto:theja@uic.edu), [un.niranjan@gmail.com](mailto:un.niranjan@gmail.com)



## 1 Introduction

Human feedback for open source LLMs needs to be crowd-sourced, Wikipedia style.  
It is the only way for LLMs to become the repository of all human knowledge and cultures.

*Yann LeCun*

Large Language Models (LLMs) are highly advanced Artificial Intelligence (AI) systems capable of understanding, interpreting, and generating languages. The integration of AI chatbots like ChatGPT into our daily lives and businesses has profoundly impacted society and various industries (Eloundou et al., 2023; Brynjolfsson et al., 2023). These models have evolved from being specialized tools in specific fields to versatile assets that are increasingly applied in everyday activities and diverse work environments. However, the success of GPTs/LLMs depends not only on their ability to generate responses and perform tasks well but also on their alignment with human values and expectations.

**Early challenges in advanced LLMs management:** Before ChatGPT, AI language models and chatbots often produced undesirable answers, making them unfit for public use. Examples of this problem include Microsoft’s Tay chatbot (Lee, 2016), the National Eating Disorders Association’s Tessa (Mccarthy, 2023), and Google’s Meena/LaMDA (Adiwardana et al., 2020). Although Meena/Lambda’s release was initially stopped due to not complying with Google’s AI safety and fairness guidelines, the project was later released publicly as Bard because of pressure from ChatGPT and Bing Chat (Mok, 2023). Unfortunately, its factual error ended up costing Alphabet \$100 billion in market cap (Wittenstein, 2023). Another recent AI incident at the time of writing this paper involved Gemini’s image generation AI model, which was found to be biased in favor of certain minority groups, leading Google to shut it down (Gordon, 2024). Attempts have been made to address these problems by measuring the personality traits of large language models and modifying them through fine-tuning techniques (Karra et al., 2023). However, it was not until Instruct-GPT was released with Reinforcement Learning from Human Feedback (RLHF) (Ouyang et al., 2022), that marked a significant breakthrough in aligning LLMs effectively with human values. RLHF has paved the way for OpenAI’s ChatGPT to reshape industries, and GPT-4 to be considered a preliminary form of artificial general intelligence (AGI) (Bubeck et al.,

2023), a type of AI that is vastly more intelligent than humans.

**Preference Learning (PL) as a solution:** Our examples above demonstrate that managing AI has long been recognized as imperative within both businesses and research communities (Berente et al., 2021). However, both sectors have been struggling with the unpredictable and sometimes adverse behaviors that stem from the increased autonomy and learning capabilities of generative models. Fortunately, alignment through preference learning (PL) offers an effective way to guide these models toward outcomes that align with human values and intentions, much like the approach used to manage human agents. Current PL methods for AI and LLMs are largely achieved through fine-tuning with either human feedback (Ouyang et al., 2022) or AI feedback (Lee et al., 2023). This process typically utilizes reinforcement learning algorithms, such as Proximal Policy Optimization (PPO) (Schulman et al., 2017), as an indirect fine-tuning approach; or alternatively, a direct fine-tuning approach, such as Direct Preference Optimization (DPO) (Rafailov et al., 2023).

**Bottlenecks and Risks of PL:** PL has proven to be an effective approach in training large language models (LLMs), but it entails significant costs, particularly in terms of human preference data collection (Touvron et al., 2023b). The process of acquiring human preferences for LLMs is both time-intensive and costly, requiring substantial resources and the recruitment of qualified human labelers to ensure high-quality data (Bai et al., 2022; Lee et al., 2023). For instance, the training costs for LLaMa-2 were estimated at \$20-45 million, with approximately \$8 million dedicated solely to acquiring preference data (Lambert, 2023). Even major AI companies, such as Google, Meta, OpenAI, and Anthropic, encounter challenges in aligning their models to reflect a wide range of human values and cultural contexts reliably. OpenAI has raised concerns that reinforcement learning with human feedback (RLHF) may not scale effectively to supervise superintelligent models (Burns et al., 2023), a problem that becomes even more daunting for smaller enterprises and individual researchers with limited resources.

One proposed solution to this scaling challenge is the use of automated evaluators, such as LLMs or agents acting as judges, to infer preferences. However, these models also inherit biases from the human data used to train them, making them prone to similar reliability issues and vulnerabilities to manipulation. Furthermore, there is ongoing debate about whether human involvement should be fully eliminated from the development loop.

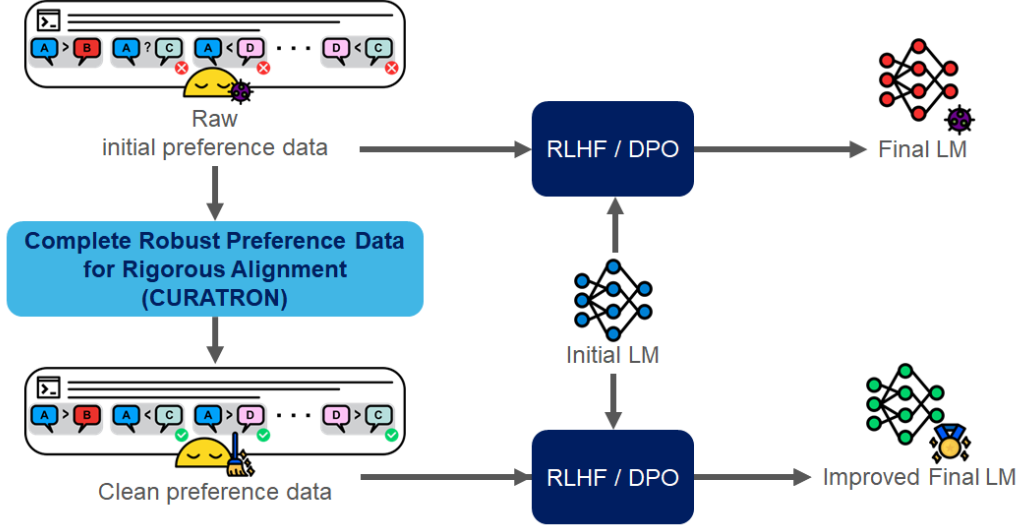
Another alternative approach is crowdsourcing the data collection process of preference data, involving the general public to provide a more diverse set of human values at a lower expense (Anthropic, 2023a). While crowdsourcing has the potential to alleviate the financial burden, it again cannot solve the challenges related to data integrity. Managing the quality of the data collected from large, diverse groups can be difficult, often resulting in low-quality or intentionally manipulated data.

From our discussion above, collecting high-quality human preferences is the bottleneck to building better AIs and LLMs. Participants may unintentionally or intentionally provide incomplete, inaccurate, or harmful feedback, as highlighted by (Casper et al., 2023; Draws et al., 2021; Daniel et al., 2018; Cocos et al., 2017). Using such data directly to train AI can result in suboptimal AI systems that are biased, have misaligned behaviors, or can lead to outcomes that are unfair, discriminatory, or harmful (Figure 1). Deploying models trained with poor-quality preference data can erode trust in AI systems, especially if they are used in critical applications. Users may lose confidence in the model’s ability to perform tasks accurately and align with their expectations and ethical standards.

**Framing the problem:** To address the challenges, we frame the following learning problem: Suppose there are  $n$  distinct responses we wish to order based on pairwise comparisons with probabilistic outcomes, aimed at training AIs or large language models (LLMs) to learn human preferences. We are given a full set  $\mathbf{S} = \{(i, j, \{y_{ij}^k\})\}$  consisting of  $K$  independent pairwise comparison outcomes, denoted by  $\{y_{ij}^k\} \in \{0, 1\}, k \in [K]$ . Between pairs of responses  $(i, j) \subseteq [n] \times [n]$ , a significant proportion of which might be corrupted by an adversary. In this passive learning setting, the concrete questions we wish to address are:

1. Is it possible to identify the comparisons whose results were corrupted by an adversary?
2. Having identified the corrupted results, as desired, is it possible to filter them out while computing a global ranking of the  $n$  responses?
3. Is this task tractable statistically and computationally?
4. If so, is it possible to construct a provably correct and efficient algorithm, and what are the associated properties?
5. Further, does it work well in practice when we may also encounter unobserved or incomplete data?

**Our Contributions:** We systematically answer the above questions in the affirmative. Specifically, our contributions are as follows.



**Figure 1** CURATRON corrects incomplete and adversarially corrupted preference data to improve RLHF/DPO alignment results compared to raw initial preference data.

1. **Problem formulation:** We give a generic definition of (additive) adversarial noise, which can be handled for a broad class of statistical models, including the classic BTL model and also certain extensions of it such as the general Low-Rank (LR) models (Rajkumar and Agarwal, 2016). As is the case with standard estimation techniques, if the noise is not modeled and handled well, we show that the quality of the estimated ranking could be quite bad, by quantifying the error of the estimated ranking with respect to the best possible ranking.
2. **Algorithms & guarantees:** We propose the following modular algorithms that help in denoising preference data without interfering with the internal Supervised fine-tuning (SFT) or PL fine-tuning processes.
  - Under certain (information-theoretically tight) identifiability assumptions on the properties of the adversary, we develop a correct and efficient ranking method, Robust Preference Data for Rigorous Alignment (Algorithm 3 RORATRON), that guarantees  $\epsilon$ -accurate high-probability learnability in a manner that is ‘robust’ and oblivious to the effects of the adversary. Our learning algorithm is provably characterized by polynomial time computational complexity.
  - In practice, it is often the case that not all pairs are compared, and even the observed pairwise comparison data could be adversarially corrupted – we propose Complete Robust Preference Data for Rigorous Alignment (Algorithm 4 CURATRON) and characterize the conditions for guaranteed robust recovery in this scenario.
3. **Experiments:** Finally, we support our theoretical results by showing robust ranking results in practice. We also propose a data augmentation technique that further improves our results. Our experiments demonstrate the potential of our method in helping create large-scale AI/LLMs that are more accurately aligned with human values using minimal human effort as we achieved high reconstruction accuracy despite severe data missing and corruption.

## 2 Related Work

We briefly present relevant work in: (1) LLM alignment with PL from human feedback, (2) ranking models and ranking algorithms that handle noise, and (3) robust subspace recovery methods, which will be needed for us to prove recovery results for ranking.

**LLM Alignment with PL:** PL was initially developed to train agents in simulated environments to perform nuanced behaviors that are hard-to-define but easy to observe and recognize (Christiano et al., 2017). It has recently been found successful in aligning LLMs to human intentions and values such as harmfulness, helpfulness, factuality, and safety.

Some of the methods of PL in LLMs are Reinforcement learning from human feedback (RLHF) or AI feedback (RLAIF) via PPO (Ouyang et al., 2022; Lee et al., 2023), Direct Preference Optimization (DPO) (Rafailov et al., 2023), Sequence Likelihood Calibration with Human Feedback (SLiC-HF) (Zhao et al., 2023), Rejection Sampling Optimization (RSO) (Liu et al., 2024b), and Pairwise Cringe Optimization (PCO) and iterative DPO (iDPO) (Xu et al., 2023c). Recent works also attempt to eliminate the need for pairwise human preferences. Kahneman-Tversky Optimization (KTO) (Ethayarajh et al., 2023) requires only binary feedback on LLM outputs. Listwise Preference Optimization (LiPO) (Liu et al., 2024a) treats model alignment as a listwise ranking problem.

However, these methods require high-quality human or AI supervision through pairwise or ranking preference data, which is often noisy and not practical in real-world scenarios (Casper et al., 2023). Trying to address this issue, robust DPO (rDPO) (Chowdhury et al., 2024), conservative DPO (cDPO) (Mitchell, 2023), and Identity Preference Optimization (IPO) (Azar et al., 2023) losses are proposed to solve the problem of noisy preference data. An alternative solution to reduce dependence on human data is to utilize Constitutional AI/AIF (Bai et al., 2022; Lee et al., 2023). This approach aims to minimize human inputs by using other LLMs/models (Jiang et al., 2023b), or by self-critiquing and improving its outputs (Chen et al., 2024; Yuan et al., 2024) based on user-defined principles.

Our proposed approach to robustly scaling up PL is different from previous work. Instead of creating new loss functions or using other models/LLMs themselves to remove humans outside of the loop, we aim to make PL with human feedback easier to manage by explicitly solving the problems associated with it. We develop low-cost and computationally efficient algorithms that take into account the low-rank characteristic of pairwise human preference data, which helps us address the data issues of incomplete and adversarial corruptions.

**Ranking Models:** In the BTL model, item  $i$  has an associated score  $w_i$ ; then, the probability that item  $i$  is preferred over  $j$  is given by  $P_{ij} = e^{-w_i} / (e^{-w_i} + e^{-w_j})$  where  $\mathbf{w} \in \mathbb{R}^n$  is the BTL parameter vector to be estimated from data; here,  $\mathbf{P} \in \mathbb{R}^{n \times n}$  is called the ‘preference matrix’. A closely related model, in the non-active setting, is the recently proposed LR model (Rajkumar and Agarwal, 2016) wherein a generic class of preference matrices is characterized to be those having low rank under transformations using certain functions; specifically, for BTL-like models, the logit function defined as  $\psi(x) = \log(x/(1-x))$  turns out to be right choice as shown in their paper. However, while their model accounts for missing information, they do not consider the harder problem of handling adversarial noise. Several robust ranking heuristics have been proposed (for example, (Wang et al., 2012; Zhou et al., 2011)), but these approaches do not have theoretical guarantees associated with them. The Sync-Rank algorithm proposed in (Cucuringu, 2016) handles noise models different from the one considered in the preset work and is based on spectral techniques. Another related work is (Rajkumar and Agarwal, 2014) which proposes the so-called ‘Generalized Low-Noise’ (GLN) condition that  $\forall i \neq j, P_{ij} > P_{ji} \implies \sum_{h=1}^n \alpha_h P_{hj} > \sum_{h=1}^n \alpha_h P_{hi}$  for  $\alpha \in \mathbb{R}^n$ . When  $\alpha_h = 1, \forall h$ , they analyze the sample complexity and show convergence properties of various popular ranking algorithms like:

1. Maximum Likelihood (ML): this entails solving  $\arg \max_{\mathbf{w}} \sum_{i < j} (\hat{P}_{ij}(w_j - w_i) - \log(1 + \exp(w_j - w_i)))$  where  $\mathbf{w} \in \mathbb{R}^n$  is the BTL parameter vector and  $\hat{P}_{ij}$  is the empirical preference matrix.
2. Rank Centrality (RC) (Negahban et al., 2012): here, one sorts items by their scores which are computed as the stationary distribution of an appropriately normalized empirical preference matrix; this approach has a known sample complexity guarantee of  $O(n \log(n))$ .
3. Borda Count (BC) (Jiang et al., 2011): this heuristic involves ranking an item according to the fraction of times it beats other items.

For the general case  $\alpha$  (which previous methods fail to handle), they also propose a noise-tolerant SVM-based method for rank aggregation. However, in the adversarial setting, we consider in this paper, GLN could be violated and hence requires a different algorithmic approach and analysis.

**Robust Subspace Recovery:** It is well-known that Principal Component Analysis (PCA), a ubiquitous technique for subspace identification, is not robust to outliers; this may be attributed to the fact that PCA is an  $L_2$  optimization problem due to which grossly corrupted data points may perturb and skew the eigenvectors spanning the maximum variance subspace of the data points significantly.

The Robust PCA (RPCA) problem (Netrapalli et al., 2014) addresses the following question: suppose we are given a data matrix  $\mathbf{M}$  which is the sum of an unknown low-rank matrix  $\mathbf{L}$  and an unknown sparse matrix  $\mathbf{S}$ , can we recover each of the component matrices? RPCA is a widely used technique due to its ability to handle low-rankness, which is commonly observed in various applications such as recommendation systems, visual analytics, and social networks

(Vaswani et al., 2018). To deal with large-scale anomalies, Netflix developed Robust Anomaly Detection (RAD) for time series based on RPCA (Blog, 2015). Recently, RPCA has also been applied to parameter-efficient fine-tuning in the LLM domain (Nikdan et al., 2024).

While several works (Yi et al., 2016; Hsu et al., 2011) analyze the robust decomposition problem, it is shown in (Netrapalli et al., 2014) that, under information-theoretically tight assumptions, a simple iterative algorithm based on non-convex alternating projections of appropriate residuals provably yields an  $\epsilon$ -accurate solution in  $O(\log(1/\epsilon))$  iterations with an overall computational complexity of  $O(n^2 r^2 \log(1/\epsilon))$  where  $r$  is the rank of  $\mathbf{L}$ . We will use this result, in particular, to derive guarantees for our ranking problem.

### 3 Problem Setting and Solution Approach

#### 3.1 Notation

We first define some notation. We denote the set of all permutations of  $n$  LLM responses/items as  $\mathcal{S}_n$ . If not specifically defined, we use lower-case letters for scalars, upper-case letters for global constants, lower-case bold-face letters for vectors and upper-case bold-face letters for matrices; specifically,  $\mathbf{P}$  denotes a preference matrix. Let  $\mathcal{P}_n := \{\mathbf{P} \in [0, 1]^{n \times n} | P_{ij} + P_{ji} = 1\}$  denote the set of all pairwise preference matrices over  $n$  responses. Let the set of stochastic-transitive matrices be  $\mathcal{P}_n^{ST} := \{\mathbf{P} \in \mathcal{P}_n | P_{ij} > 1/2, P_{jk} > 1/2 \implies P_{ik} > 1/2\}$ . Let the set preference matrices described by the BTL model be  $\mathcal{P}_n^{BTL} := \{\mathbf{P} \in \mathcal{P}_n | \exists \mathbf{w} \in \mathbb{R}^n \text{ s.t. } e^{-w_i} / (e^{-w_i} + e^{-w_j})\}$ . Let  $\psi : [0, 1] \mapsto \mathbb{R}$  be a strictly increasing bijective  $L$ -Lipschitz function and define the class of low-rank preference matrices with respect to  $\psi$  as  $\mathcal{P}_n^{LR(\psi, r)} = \{\mathbf{P} \in \mathcal{P}_n | \text{rank}(\psi(\mathbf{P})) \leq r\}$  where  $r \in [n]$ ; when we apply such a transformation to a matrix, it is applied entry-wise. In this paper, we take  $\psi$  to be the logit function.

For any matrix  $\mathbf{M} \in \mathbb{R}^{n \times n}$ , let the infinity norm be denoted by  $\|\mathbf{M}\|_\infty = \max_{i,j} |M_{ij}|$ , the Frobenius norm be denoted by  $\|\mathbf{M}\|_F = \sqrt{\sum_{i=1}^n \sum_{j=1}^n M_{ij}^2}$ , the spectral norm be denoted by  $\|\mathbf{M}\|_2 = \max_{\mathbf{x}, \mathbf{y} \in \mathbb{R}^n} \mathbf{x}^\top \mathbf{M} \mathbf{y}$ . Denoting the indicator function by  $\mathbb{1}$ , define the zero norm of a matrix to be the maximum number of non-zero elements in any row/column, ie,  $\|\mathbf{M}\|_0 = \max(\max_j \sum_{i=1}^n \mathbb{1}(M_{ij} \neq 0), \max_i \sum_{j=1}^n \mathbb{1}(M_{ij} \neq 0))$ . Let the Singular Value Decomposition (SVD) of a square matrix be given by  $\mathbf{M} = \mathbf{U} \mathbf{\Sigma} \mathbf{V}^\top$  where  $\mathbf{U}, \mathbf{V} \in \mathbb{R}^{n \times r}$  are orthonormal matrices (whose columns are singular vectors) and  $\mathbf{\Sigma} \in \mathbb{R}^{r \times r}$  is the diagonal matrix of singular values. Now,  $\mathbf{M}$  is said to be  $\mu$ -incoherent if  $\max(\max_i \|\mathbf{e}_i^\top \mathbf{U}\|_2, \max_i \|\mathbf{e}_i^\top \mathbf{V}\|_2) \leq \mu \sqrt{r/n}$  where  $\mathbf{e}_i$  denotes the  $i^{th}$  basis vector in  $\mathbb{R}^n$ . Also, let  $\sigma_{\max} := \max_i \Sigma_{ii}$  and  $\sigma_{\min} := \min_i \Sigma_{ii}$ .

We define the distance between a permutation  $\sigma \in \mathcal{S}_n$  and a preference matrix  $\mathbf{P} \in \mathcal{P}_n$  as:

$$\begin{aligned} \text{dist}(\sigma, \mathbf{P}) := & \binom{n}{2}^{-1} \sum_{i < j} \mathbb{1}((P_{ij} > 1/2) \wedge (\sigma(i) > \sigma(j))) \\ & + \binom{n}{2}^{-1} \sum_{i < j} \mathbb{1}((P_{ji} > 1/2) \wedge (\sigma(j) > \sigma(i))) \end{aligned}$$

Note that the above loss function basically is the number of pairs on which the ordering with respect  $\sigma$  and  $\mathbf{P}$  differ divided by the number of ways to choose two out of  $n$  responses. Finally, let  $P_{\min} = \min_{i \neq j} P_{ij}$  and  $\Delta = \min_{i \neq j} |\psi(P_{ij}) - \psi(1/2)|$ .

#### 3.2 Characterization of the Adversary

The following (weak) assumption characterizes the properties of the adversary. We shall see in the next section that it is information-theoretically tight in order to guarantee recovery in the solution approach that we propose. Note that this is a deterministic assumption; in particular, we do not have any distributional assumptions regarding the locations, the signs, or the magnitudes of the corruptions, and hence is very general.

**Assumption 1.** *The (additive) adversarial noise which corrupts a  $\mu$ -incoherent preference matrix  $\mathbf{P} \in \mathcal{P}_n^{LR(\psi, r)}$  is modeled by a skew-symmetric sparse matrix  $\mathbf{S}$  so that the corrupted preference matrix  $\mathbf{P}^c \in \mathcal{P}_n$  is given by  $\mathbf{P}^c = \mathbf{P} + \mathbf{S}$ . We assume the (deterministic) bounded degree condition that  $\|\mathbf{S}\|_0 \leq d < n$  such  $d < n/512\mu^2 r$  where  $r \leq n$ .*



So, why do existing non-robust algorithms not recover the true response ordering in the presence of an adversarial noise source? This question is answered by the following proposition which precisely quantifies how bad a ranking could be when an algorithm uses the corrupted pairwise preference matrix. The key idea is to construct an adversary that intentionally flips true comparison results.

**Claim 1. [Upper bound on estimation error]** Under Assumption 1 it is possible that  $\text{dist}(\widehat{\sigma}, \mathbf{P}^c) = O(1)$ .

### 3.3 Solution Approach

Our proposed methods are designed to handle raw corrupted preference data, which may involve missing values or adversarial corruption. The goal is to recover data that closely resembles the original counterfactual data. This recovered data is then employed in subsequent fine-tuning steps such as DPO fine-tuning, as depicted in Figure 1. To accomplish this, we first map the raw preference data into the logit preference matrix subspace, leveraging its rank-2 structure as described by Rajkumar and Agarwal (2016) (see subsection 3.1). In this transformed subspace, a matrix close to rank 2 indicates clean, healthy data, while higher ranks suggest the presence of noise or potential corruption. If potential issues are detected, we apply our algorithms to impute missing values and/or separate clean and noisy components. Once the processes are completed, the recovered data is converted to its original form for subsequent processing. This pipeline ensures a reliable foundation for training robust AI models, even when the initial preference data is significantly compromised. We now identify three scenarios/settings where missing and adversarially corrupted comparisons can affect the ranking of responses and tackle them in detail in subsequent sections.

1. **Fully observed and adversarially corrupted setting** (Figure 2a, Section 4): Some instances of the comparison results are adversarially corrupted. This scenario can happen when data quantity is prioritized over data quality in the data collection process, resulting in biased or malicious human feedback. Algorithm 3 RORATRON is proposed to solve this problem.
2. **Partially observed and uncorrupted setting** (Figure 2b, Section 10): Not all pairs of responses are compared. This scenario can happen when data quality is prioritized over quantity in the data collection process. Observing all possible comparisons can be expensive and challenging, especially when there are many responses/items to compare as mentioned in Subsection 3.5. Algorithm 5 CORATRON (also called LRPR in (Rajkumar and Agarwal, 2016)) can be used to solve this problem.
3. **Partially observed and adversarially corrupted setting** (Figure 2c, Section 5): Both (1) not all pairs of responses are compared, and (2) some instances of the comparison results are adversarially corrupted. This scenario can happen when data quantity and quality are not met in the data collection process. This scenario will likely happen in a large crowd-sourced environment due to large-scale LLM responses and participants. Algorithm 4 CURATRON is proposed to solve this problem.

### 3.4 Alignment of LLMs using Direct Preference Optimization

We utilize Direct Preference Optimization (DPO) (Rafailov et al., 2023) to align LLMs in our experiments to examine the efficacy of our algorithms in solving incomplete and adversarially corrupted preference data problems. DPO is a widely used method for PL, due to its simplicity, stability, performance, and computational efficiency. DPO can be used for many objectives, such as preferences, values, and reasoning. Essentially, DPO is the direct fine-tuning method with the loss function that can be expressed as a mathematical equivalent to RLHF. Its purpose is to optimize preferences by classifying human preference data without resorting to reward modeling or reinforcement learning.

$$\mathcal{L}_{DPO}(\theta, y_w, y_l) = -\log \sigma \left( \beta \log \frac{\pi_{\theta}(y_w)}{\pi_{\text{ref}}(y_w)} - \beta \log \frac{\pi_{\theta}(y_l)}{\pi_{\text{ref}}(y_l)} \right),$$

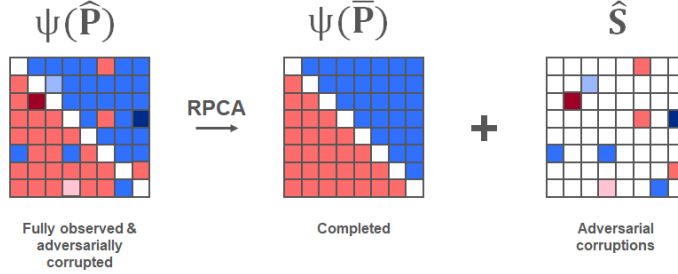
where  $y_w$  and  $y_l$  represent preferred and dispreferred responses, respectively.  $\pi_{\text{ref}}$  is the reference policy, and  $\pi_{\theta}$  is the new policy.

### 3.5 The Important of Response Diversity

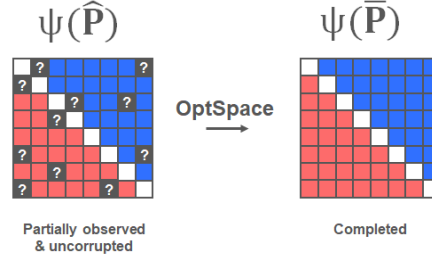
Recent advances in prompt engineering, such as self-consistency (SC) (Wang et al., 2023b), tree-of-thoughts (ToT) (Yao et al., 2023; Long, 2023), and graph-of-thoughts (GoT) (Besta et al., 2024), have demonstrated improved performance by encouraging language models to generate diverse sets of responses before arriving at the final answer. Havrilla et al.

(2024) highlight the importance of dataset diversity in achieving output diversity when fine-tuning language models, eventually enhancing generalization capabilities.

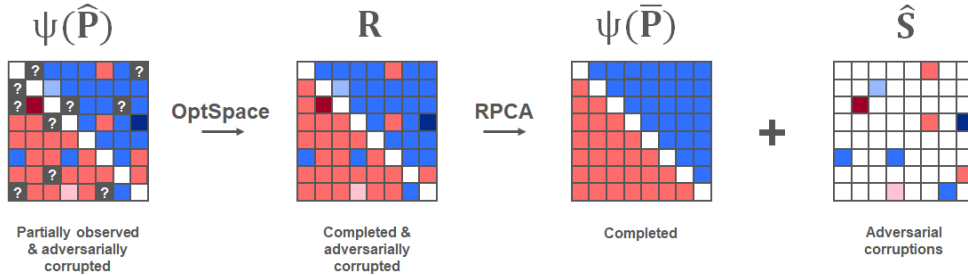
Therefore, while sampling multiple answers per prompt is not mandatory when fine-tuning with offline DPO or its variations, doing so and accurately ranking these answers before fine-tuning are crucial, as they help models improve their performance and agility to better generalize to unseen scenarios. Once we have accurately ranked the diverse set of responses, we have more freedom to choose different data sampling strategies depending on the use case, including using all comparisons, best-of-n, or worst-of-n, among others.



(a) RORATRON: Fully observed and adversarially corrupted setting



(b) CORATRON: Partially observed and uncorrupted setting



(c) CURATRON: Partially observed and adversarially corrupted setting

**Figure 2** Three algorithms to address scenarios where incomplete data and adversarial corruption can impact LLMs.

## 4 Fully Observed and Adversarially Corrupted Setting

### 4.1 Algorithm

In this section, we answer Question 4. We present our main algorithm for robust passive ranking from pairwise comparisons in the presence of adversarial noise in Algorithm 3. The input data consist of the set of pairwise comparison results  $\aleph = \{(i, j, \{y_{ij}^k\})\}$ ,  $(i, j) \in [n] \times [n]$ ,  $k \in [K]$ ,  $y_{ij}^k \in \{0, 1\}$ . The algorithm assumes the true rank of  $\psi(\mathbf{P})$  as an input parameter; specifically, for the BTL model, we set  $r = 2$ . Algorithm 3 RORATRON calls the following procedures:

1. **RPCA** (Procedure 1): Note that Step 3 of Algorithm 3 uses a matrix low-rank plus sparse decomposition

subroutine. To obtain our recovery guarantee, it is sufficient to use the RPCA problem as a black-box method; for the precise details of this algorithm, we refer the reader to (Netrapalli et al., 2014). In particular, our analysis uses the noise-case guarantees in their paper. This is characterized by a (strongly-polynomial) running time of  $O(n^2 r^2 \log(1/\epsilon))$  and guarantees  $\epsilon$ -recovery of the component matrices under the conditions of Assumption 1 and Lemma 2. Since  $n$  is generally small and improving the dependence on  $n$  is not valuable in the regimes applicable in our setting, any alternative RPCA method can be used for Step 3.

2.  **$\gamma$ -approximate pairwise ranking procedure** (Procedure 2): Step 4 of Algorithm 3 calls a constant factor approximate ranking procedure. Specifically, we use the Copeland procedure (Copeland, 1951) which has a 5-approximation guarantee (Coppersmith et al., 2006) and involves sorting the responses according to a score of response  $i$  given by  $\sum_{j=1}^n \mathbb{1}(\bar{P}_{ij} > 1/2)$ .

---

**Procedure 1** RPCA: Robust Principal Component Analysis

---

**Input:**  $\mathbf{M} = \mathbf{L}^* + \mathbf{S}^*$ , rank  $r$  of  $\mathbf{L}^*$ .

**Output:**  $\hat{\mathbf{L}}, \hat{\mathbf{S}}$ .

- 1: Solve the following optimization problem using Algorithm 1 of (Netrapalli et al., 2014):

$$\begin{aligned} \{\hat{\mathbf{L}}, \hat{\mathbf{S}}\} = \arg \min_{\mathbf{L}, \mathbf{S}} \|\mathbf{M} - \mathbf{L} - \mathbf{S}\|_F \\ \text{s.t. rank}(\mathbf{L}) \leq r, \|\mathbf{S}\|_0 \leq d \end{aligned}$$

- 2: **return**  $\hat{\mathbf{L}}, \hat{\mathbf{S}}$ .
- 

---

**Procedure 2** PR: ( $\gamma$ -approximate) Pairwise Ranking

---

**Input:** Preference matrix  $\mathbf{M} \in \mathbb{R}^{n \times n}$ .

**Output:** Ranking  $\hat{\sigma}$ .

- 1: Compute  $\forall i, v_i \leftarrow \sum_{j=1}^n \mathbb{1}(M_{ij} > 1/2)$ .
  - 2: **return**  $\hat{\sigma} \leftarrow \text{Sort}(\mathbf{v})$ .
- 

---

**Algorithm 3** RORATRON: Robust Preference Data for Rigorous Alignment

---

**Input:** Comparison dataset  $\mathfrak{N} = \{(i, j, \{y_{ij}^k\})\}$ , true rank  $r$ .

**Output:** Ranking of  $n$  responses,  $\hat{\sigma} \in \mathcal{S}_n$ .

- 1: Estimate entries of  $\bar{\mathbf{P}}$  for  $i \leq j$  as:

$$\hat{P}_{ij} = \begin{cases} \frac{1}{K} \sum_{k=1}^K y_{ij}^k & \text{if } i < j \\ 1/2 & \text{if } i = j \end{cases}$$

- 2: Set  $\hat{P}_{ij} = 1 - \hat{P}_{ji}$  for all  $i > j$ .
  - 3: Perform robust PCA:  $\{\psi(\bar{\mathbf{P}}), \hat{\mathbf{S}}\} \leftarrow \text{RPCA}(\psi(\bar{\mathbf{P}}), r)$ .
  - 4: Using a pairwise ranking procedure after taking the inverse transform:  $\hat{\sigma} \leftarrow \text{PR}(\bar{\mathbf{P}})$ .
  - 5: **return**  $\hat{\sigma}$ .
- 

## 4.2 Analysis

We begin with a useful short result followed by the statement and the Proof 13.3 of our main result that, with high probability, we achieve  $\epsilon$ -accurate ranking in polynomial time using polynomial number of samples, despite the presence of adversarial noise. Precisely, Theorem 1 and Remark 1 address Question 3; Remark 2 addresses Question 1. In this context, it is noteworthy that we present the result for LR models which strictly contain the BTL model while being much more general (Rajkumar and Agarwal, 2016); upon proving this result, we specialize it to the classic BTL model as well (Corollary 1).

**Lemma 1 (Some properties of the logit function).** *Let  $a, b, c \in (0, 1)$  such that  $c = a + b$ . Then, we have,*



1.  $\psi(c) = \psi(a) + \psi(a + b) + \psi(1 - a)$
2.  $\psi(a) + \psi(1 - a) = 0$ .

**Theorem 1 (Provably good estimation of ranking in LR models in the presence of adversarial noise).** *Let*

1.  $\mathbf{P} \in \mathcal{P}_n^{LR(\psi, r)}$  be the true preference matrix according to which the pairwise comparison dataset  $\mathbf{S} = \{(i, j, \{y_{ij}^k\})\}$  is generated for all responses pairs  $(i, j)$  such that  $k \in [K]$ .
2.  $\hat{\mathbf{P}}$  be the empirical preference matrix computed using  $\mathbf{S}$ .
3.  $\mathbf{S} \in [0, 1]^{n \times n}$  be the adversarial matrix that additively corrupts  $\hat{\mathbf{P}}$ , and  $\tilde{\mathbf{N}} \in \mathbf{R}^{n \times n}$  be a matrix capturing finite-sample effects.
4.  $\psi$  be  $L$ -Lipschitz in  $[\frac{P_{\min}}{2}, 1 - \frac{P_{\min}}{2}]$  and  $\psi(\mathbf{P})$  be  $\mu$ -incoherent.
5. Each pair be compared independently
  - (5a) either  $K \geq 16384\mu^4(1 + \gamma)L^2 \log^2(n)(10 \log(n) + 2 \log 2)/\epsilon \Delta^2$  times when the sampling noise matrix satisfies the inequality:  $\|\tilde{\mathbf{N}}\|_2 \leq 2 \log(n) \|\tilde{\mathbf{N}}\|_\infty$ ,
  - (5b) or  $K \geq 8192\mu^4(1 + \gamma)L^2 n^2(5 \log(n) + \log 2)/\epsilon \Delta^2$  times when the sampling noise matrix satisfies the inequality:  $\|\tilde{\mathbf{N}}\|_2 \leq n \|\tilde{\mathbf{N}}\|_\infty$ ,

where  $\Delta = \min_{i \neq j} |\psi(P_{ij}) - \psi(1/2)|$ .

Then, with probability at least  $1 - 1/n^3$ , Algorithm 3 returns an estimated permutation  $\hat{\sigma}$  such that  $\text{dist}(\hat{\sigma}, \mathbf{P}) \leq \epsilon$ .

**Remark 1 (Computational complexity).** In Algorithm 3, Step 1 takes  $O(n^2 K) = O(n^4 \log^2 n / \epsilon)$  time, Step 3 takes  $O(n^2 r^2 \log(1/\epsilon))$ , and Step 4 takes  $O(n^2 + n \log n)$  time. Thus, putting together the cost of these main steps, the overall computational complexity of our robust ranking algorithm for  $\mathbf{P} \in \mathcal{P}_n^{LR(\psi, r)}$  is  $O(n^4 \log^2 n / \epsilon)$ .

**Remark 2 (Identifying adversarially corrupted pairwise comparisons).** From Step 3 of Algorithm 3, using Theorem 2 of (Netrapalli et al., 2014), we also have  $\text{Supp}(\hat{\mathbf{S}}) \subseteq \text{Supp}(\mathbf{S})$  and thus we can identify the corrupted pairwise comparison results.

**Remark 3 (Missing data versus adversarially corrupted data).** Note that the adversarial sparse noise we consider subsumes the setting when comparison results for certain pairs are missing as in (Rajkumar and Agarwal, 2016) and hence directly applies in that situation. Moreover, since the support and magnitude of the corrupted entries of the preference matrix are unknown, the problem considered in this paper is harder; consequently, our sample complexity is expected to be higher, namely,  $O(n^2 \text{poly log } n)$  (under the matrix noise model (5a) in Theorem 1), as opposed to  $O(n \text{poly log } n)$  in their work.

Next, for completeness, we recall the following lemma (proved in Theorem 8 and Lemma 14 of (Rajkumar and Agarwal, 2016)) which characterizes the incoherence constant  $\mu$  of  $\mathbf{P} \in (\mathcal{P}_n^{LR(\psi, 2)} \cap \mathcal{P}_n^{ST})$  in Assumption 1.

**Lemma 2 (Incoherence of BTL and LR models).** We have  $\mathbf{P} \in (\mathcal{P}_n^{LR(\psi, 2)} \cap \mathcal{P}_n^{ST})$  if and only if  $\psi(\mathbf{P}) = \mathbf{u}\mathbf{v}^\top - \mathbf{v}\mathbf{u}^\top$  for  $\mathbf{u} \in \mathbb{R}_+^n$  and  $\mathbf{v} \in \mathbb{R}^n$  where  $\mathbf{u}^\top \mathbf{v} = 0$ . Moreover,  $\psi(\mathbf{P})$  is  $\mu$ -incoherent where  $\mu = \sqrt{\frac{\pi}{2}} \left( \frac{u_{\max}^2}{u_{\min}^2} + \frac{v_{\max}^2}{v_{\min}^2} \right)^{1/2}$  where  $u_{\min} = \min_i |u_i|$ ,  $u_{\max} = \max_i |u_i|$ ,  $v_{\min} = \min_i |v_i|$  and  $v_{\max} = \max_i |v_i|$ . We also have  $\mathcal{P}_n^{BTL} \subset (\mathcal{P}_n^{LR(\psi, 2)} \cap \mathcal{P}_n^{ST})$  since we may set  $\mathbf{u} = \mathbf{1}$  where  $\mathbf{1}$  is the all-ones vector and  $\mathbf{v} = \mathbf{w}$  where  $\mathbf{w}$  is the BTL parameter vector. In this case, we may rewrite  $\mu = \sqrt{\frac{\pi}{2}} \left( 1 + \frac{(w_{\max} - \bar{w})^2}{(w_{\min} - \bar{w})^2} \right)$  where  $\bar{w} = \frac{1}{n} \sum_{i=1}^n w_i$ .

The following corollary makes precise our claim that up to  $O(n^2)$  response pairs may be subject to adversarial corruption, but our RORATRON algorithm still recovers a good ranking.

**Corollary 1 (Recovery result for BTL model).** Consider  $\mathbf{P} \in \mathcal{P}_n^{BTL}$ . Using Assumption 1, let the adversarial matrix be  $\mathbf{S} \in [0, 1]^{n \times n}$  satisfying  $\|\mathbf{S}\|_0 \leq n/1024\mu^2$  where  $\mu$  is characterized as in Lemma 2. Then, with probability  $1 - 1/n^3$ , the output of Algorithm 3 with input  $\hat{\mathbf{P}}$  computed using  $\mathbf{S} = \{(i, j, \{y_{ij}^k\})\}$  satisfies  $r = 2$  and  $\text{dist}(\hat{\sigma}, \mathbf{P}) \leq \epsilon$ .

---

**Algorithm 4** CURATRON: Complete Robust Preference Data for Rigorous Alignment

---

**Input:** Comparison dataset  $\mathfrak{N} = \{(i, j, \{y_{ij}^k\})\}$ , true rank  $r$ .

**Output:** Ranking of  $n$  responses,  $\hat{\sigma} \in \mathcal{S}_n$ .

1: Estimate entries of  $\hat{\mathbf{P}}$  for  $i \leq j$  as:

$$\hat{P}_{ij} = \begin{cases} \frac{1}{K} \sum_{k=1}^K y_{ij}^k & \text{if } i < j \text{ and } (i, j) \in \Omega \\ 1/2 & \text{if } i = j \text{ and } (i, j) \in \Omega \\ 1/2 & \text{if } (i, j) \notin \Omega \end{cases}$$

2: Set  $\hat{P}_{ij} = 1 - \hat{P}_{ji}$  for all  $i > j$ .

3: Set  $\mathbf{R} \leftarrow \text{OptSpace}(\psi(\hat{\mathbf{P}})_{\Omega})$ .

4: Use a robust PCA procedure:  $\psi(\bar{\mathbf{P}}) \leftarrow \text{RPCA}(\mathbf{R})$ .

5: Using a pairwise ranking procedure after taking the inverse transform:  $\hat{\sigma} \leftarrow \text{PR}(\bar{\mathbf{P}})$ .

6: **return**  $\hat{\sigma}$ .

---

## 5 Partially Observed and Adversarially Corrupted Setting

In this section, we consider the partially observed and adversarially corrupted comparison results setting. Both factors can be modeled in a unified manner by setting the corresponding missing entries of the preference matrix to zero (or a specific constant to account for numerical stability). We present our robust ranking algorithm for this setting in Algorithm 4 CURATRON – this essentially involves using OptSpace (Keshavan et al., 2010) followed by using the RPCA algorithm of (Netrapalli et al., 2014) as sub-routines. We note at this point that, while (Niranjan and Rajkumar, 2017) work considers the incomplete data case, it leverages extra information provided in the form of side information (specifically, noiseless and complete item-related features) to derive recovery guarantees. Also, their algorithm is still unable to handle the presence of pairwise comparisons corrupted in an adversarial manner, which is explored in the (Niranjan et al., 2017) work. We now derive the recovery guarantees as follows.

**Theorem 2 (Provably good estimation of ranking in BTL model in the presence of adversarial noise as well as missing data).** Consider similar notations as in Theorem 1 but let  $\mathbf{P} \in \mathcal{P}_n^{\text{BTL}}$ . Let  $\Omega \subseteq [n] \times [n]$  be a set of compared response pairs. Assume  $\Omega$  is drawn uniformly from all subsets of  $[n] \times [n]$  of size  $|\Omega|$  such that  $|\Omega| \geq C''n \log(n)$  and let the sparse noise satisfy  $\|\mathbf{S}\|_{\infty} \leq \Delta_w \frac{\log(n)}{C_{\Delta} n}$  where  $\Delta_w := \min_{i,j} |w_i - w_j|$ . Let the number of comparisons per pair be  $K \geq cn^4/\Delta_w$  (under the weaker assumption on matrix noise as in (5b) of Theorem 1). Then with probability at least  $1 - 2/n^3$ , Algorithm 4 returns a ranking that satisfies  $\text{dist}(\hat{\sigma}, \mathbf{P}) \leq \epsilon$ .

**Remark 4 (Robust estimation of BTL model in the partially observed case).** For the BTL model, Theorem 2 says  $O(n \log n)$  pairs suffice to estimate the BTL model, which matches bounds from (Rajkumar and Agarwal, 2016). Further, even in this incomplete comparison data case, we are able to tolerate uniformly random additive sparse noise with its maximum absolute entry scaling as the order of the BTL ‘score-gap’ divided by the number of responses up to logarithmic factors, ie,  $\tilde{O}(\Delta_w/n)$ .

## 6 Generalization to Other Ranking Models

Related to the BTL model are many other binary choice models (Fishburn, 1973) such as the Thurstonian model (Thurstone, 1927). In such models, the preference matrix has been shown to be low-rank under appropriate choices of  $\psi$ ; for instance, for the Thurstonian models, the probit function turns out to be the right choice. For further details, we refer the reader to the work of (Rajkumar and Agarwal, 2016).

Let  $a, b, c \in (0, 1)$  such that  $c = a + b$ . Then, for any general non-linear  $L$ -Lipschitz function, we write  $\psi(c) = \psi(a + b) = \psi(a) + \psi(a + b) - \psi(a)$ . The error may be lower bounded by  $|\psi(a + b) - \psi(a)| \geq Lb$ . Thus, for any adversarial model wherein we have  $\mathbf{P}^c = \mathbf{P} + \mathbf{S}$ , we have:

$$\psi(\mathbf{P}^c) = \psi(\mathbf{P}) + (\psi(\mathbf{P} + \mathbf{S}) - \psi(\mathbf{P})) = \psi(\mathbf{P}) + \tilde{\mathbf{S}}$$

where  $\tilde{\mathbf{S}}$  is also a deterministic sparse corruption matrix with the absolute value of the non-zero entries lower bounded by  $L \cdot \min_{i,j} S_{ij}$ . With the appropriate  $\psi$ ,  $\psi(\mathbf{P})$  will be a low-rank matrix and hence Algorithm 3 and the associated recovery guarantee of Theorem 1 holds.

## 7 Experiments

In this section, we address Question 5. We conduct intensive experiments in a general setting as well as with LLMs to evaluate the performance of our robust ranking approach in practice.

### 7.1 Evaluation Criterion

We use several evaluations to assess our proposed methods' effectiveness against unobserved and adversarial corrupted comparisons.

#### 7.1.1 Normalized Frobenius Error

First, To measure the relative error between two preference matrices in terms of their elements' magnitudes, we use the normalized Frobenius error (NFE). NFE between two matrices  $P$  and  $\bar{P}$  is defined as:

$$NFE(P, \bar{P}) = \frac{\|P - \bar{P}\|_{Fro}}{\|P\|_{Fro}},$$

where the Frobenius norm, denoted as  $\|A\|_{Fro}$ , for a matrix  $A$  is calculated by:

$$\|A\|_{Fro} = \sqrt{\sum_{i=1}^n \sum_{j=1}^n |a_{ij}|^2}$$

In this formula,  $a_{ij}$  represents the element of the matrix  $A$  in the  $i$ th row and  $j$ th column. The Frobenius norm is the square root of the sum of the absolute squares of all elements in the matrix. Thus, the numerator  $\|P - \bar{P}\|_{Fro}$  calculates the Frobenius norm of the difference between the original and reconstructed matrices, and the denominator  $\|P\|_{Fro}$  calculates the Frobenius norm of the original matrix. The ratio provides a measure of the relative error normalized by the magnitude of the original matrix.

#### 7.1.2 Correlation Coefficient

Second, we compute the correlation coefficient for corresponding elements in these matrices to assess the similarity between the original matrix  $P$  and the reconstructed matrix  $\bar{P}$ . The correlation coefficient, denoted as  $corr$ , between the elements of these two matrices can be defined as:

$$corr(P, \bar{P}) = \frac{\sum_{i=1}^n (P_i - \langle P \rangle)(\bar{P}_i - \langle \bar{P} \rangle)}{\sqrt{\sum_{i=1}^n (P_i - \langle P \rangle)^2} \sqrt{\sum_{i=1}^n (\bar{P}_i - \langle \bar{P} \rangle)^2}},$$

where  $\langle P \rangle$  and  $\langle \bar{P} \rangle$  denote the mean values of the elements within the  $P$  and  $\bar{P}$  matrices, respectively.  $n$  represents the total number of elements in each matrix.

This formula quantifies the linear relationship between the matrices' elements. A correlation coefficient close to 1 indicates a strong positive linear relationship, whereas a value close to  $-1$  suggests a strong negative linear relationship. A coefficient around 0 implies no linear relationship.

### 7.1.3 Ranking Distance

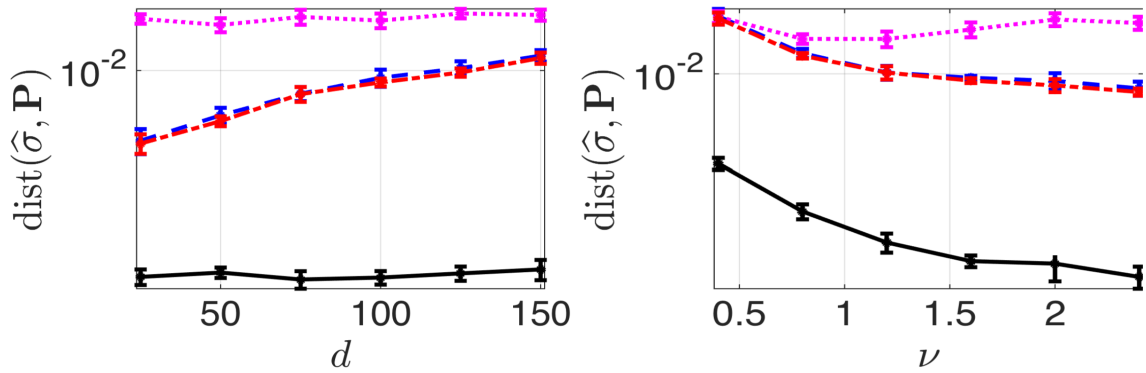
Third, for ease of reference, we rewrite the  $\text{dist}(\hat{\sigma}, \mathbf{P})$  formula, which evaluates the distance between rankings obtained by corrupted and recovered matrices, previously defined in Section 3.1:

$$\begin{aligned} \text{dist}(\hat{\sigma}, \mathbf{P}) := & \binom{n}{2}^{-1} \sum_{i < j} \mathbb{1}((P_{ij} > 1/2) \wedge (\hat{\sigma}(i) > \hat{\sigma}(j))) \\ & + \binom{n}{2}^{-1} \sum_{i < j} \mathbb{1}((P_{ji} > 1/2) \wedge (\hat{\sigma}(j) > \hat{\sigma}(i))), \end{aligned}$$

where  $\hat{\sigma}$  is the global ranking after applying ranking procedure with  $\bar{P}$ .

## 7.2 Performance of Robust Ranking in General Setting

We begin with the BTL model and generate synthetic pairwise comparison data and an adversarial sparse matrix as follows. We generate the entries of the BTL parameter vector  $\mathbf{w}$  from  $\mathcal{N}(0, \nu^2)$  followed by generating the ground truth preference matrix from with  $y_{ij}^k$  is sampled for all response pairs  $(i, j)$  for a fixed  $K$ . The adversarial sparse matrix  $\mathbf{S}$  is generated as a skew-symmetric matrix where each entry is non-zero independently with probability  $d/n$  followed by generating a value for an entry from  $U(5, 10)$  and then setting the sign to be positive with probability  $1/2$ ; this corruption matrix is then added to the  $\psi(\mathbf{P})$  to give  $\psi(\mathbf{P}^c)$  which is then input to our algorithm; the same  $\mathbf{P}^c$  is used for the other algorithms as well.



**Figure 3** Robust recovery results of the BTL model: we fix  $\nu = 2$  and vary  $d$  in the left plot; we fix  $d = 100$  and vary  $\nu$  in the left plot. The black line represents RORATRON, the blue line represents Maximum Likelihood (ML), the pink line represents Rank Centrality (RC), and the red line represents Borda Count (BC).

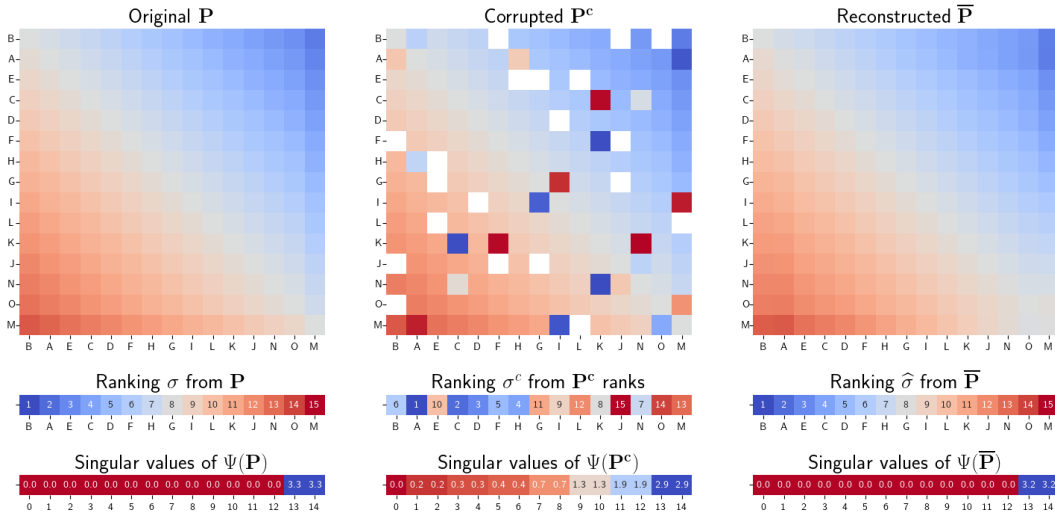
We take the number of responses to be  $n = 500$ . In plots in Figure 3, we compare the performance of our RORATRON approach using Algorithm 3 against well-known ranking algorithms, such as Rank Centrality (RC) (Negahban et al., 2012), Maximum Likelihood (ML) and Borda Count (BC) (Jiang et al., 2011), with special attention to robustness to the noise model that we consider in this paper. We vary two parameters, namely,  $\nu$ , the spread of the BTL scores, and  $d$ , the density of the adversarial corruption matrix. All our results averaged over five runs. We observe that our algorithm maintains low recovery error in spite of increasing the problem hardness, thus outperforming previous approaches in all cases.

## 7.3 Performance of Our Algorithms on a Single LLM Preference Prompt

In this illustrative experiment, from the MT-Bench dataset (Zheng et al., 2023), we use the data of the first prompt “Compose an engaging travel blog post about a recent trip to Hawaii, highlighting cultural experiences and must-see attractions” and its six pre-collected responses from GPT-3.5, GPT-4 (OpenAI et al., 2023), Claude-v1 (Anthropic, 2023b), Vicuna-13B (Chiang et al., 2023), Alpaca-13B (Taori et al., 2023), and LLaMA-13B (Touvron et al., 2023a). Additionally, we collected nine responses to the same prompt using Hugging Face’s HuggingChat (Hugging Face, 2023) and LMSYS’s Chatbot Arena (Zheng et al., 2023). In total, we have  $n = 15$  responses for this prompt. The complete list of models in this experiment is provided in Table 3.

Next, we rank the responses using OpenAI’s GPT-4 Turbo GPT-4-1106-preview (OpenAI et al., 2023). This ranking helps us create the BTL parameter vector  $\mathbf{w}$ . We then sort this vector descendingly for visually accessible when building the corresponding preference matrix  $\mathbf{P} \in \mathbb{R}^{n \times n}$ . With  $\binom{n}{2}$  comparisons in  $\mathbf{P}$ , we randomly remove entries based on a specified deletion probability parameter,  $dp$ , to simulate unobserved comparisons. We then create an adversarial skew-symmetric sparse matrix,  $\mathbf{S}$ , using the given matrix  $\mathbf{P}$  and an adversarial corruption probability parameter  $ap$ . When corruption is applied, it involves randomly selecting entries using  $ap$  and setting their values from  $U(0.269, 0.731)$  and then adding to the  $\mathbf{P}$  to give  $\mathbf{P}^c$ , which is then become the input of our algorithm. The lower bound  $L$  of  $\approx 0.269$  and the upper bound  $U$  of  $\approx 0.731$  are derived from the weight bounds, given the range  $[0, 1]$  (where participants choose scores between 0 and 1 to compare pairwise responses), using  $P = e^{-w_i} / (e^{-w_i} + e^{-w_j})$ . It’s important to note that  $\mathbf{P}$  is a skew-symmetric matrix; any corruption must be applied to both  $ij$  and  $ji$  values.

Our experiment results visualized in Figure 4 show that  $dp = 10\%$  and  $ap = 10\%$  can significantly affect the ranking of different responses and the rank of the matrix when performing logit link transformation. The ranking can get altered quite badly when compared to the original matrix. Also, the logit link transformation of the corrupted matrix is high-rank, indicating that there are noises in the given matrix. By using CURATRON to impute the missing comparisons and filter out the noisy sparse matrix, we successfully reconstruct the original matrix, which is low-rank when in logit link transformed form. We also obtain noisy comparisons that can be used to identify responders with malicious intent and prevent them from continuing to alter results.



**Figure 4** Left: Original matrix. Middle: Corrupted matrix. Right: Reconstructed matrix. The corrupted matrix has 10% adversarial corruptions and 10% of unobserved comparisons. We use our CURATRON algorithm to successfully recover the original matrix.

## 7.4 Performance of Our Algorithms across Combinations of Incompleteness and Adversarial Corruptions

We now examine how our algorithms perform across different levels of unobserved and adversarially corrupted comparisons. In the plots shown in Figure 6, we compare the performance of our approach by varying two parameters,  $dp$  and  $ap$ . We use NFE, correlation, and ranking distance between reconstructed and original matrices and rankings as defined in Section 7.1. Our results are averaged over 5 runs.

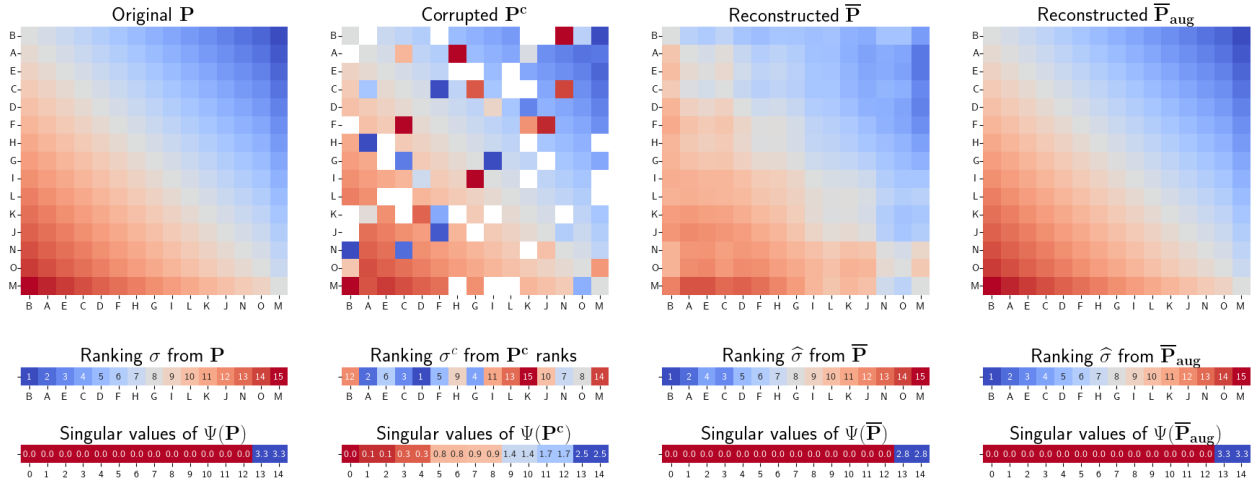
Unobserved and adversarially corrupted comparisons can substantially impact the ranking of various responses across multiple metrics (top row of Figure 6). As the number of corruptions increases, the metrics worsen. We then observe that our algorithms improve reconstructions across various combinations of unobserved and adversarially corrupted comparisons (middle row of Figure 6). Specifically, when there is no adversarial noise, with  $n = 15$ , we only need to obtain about 60% of the 105 comparisons and fill in the rest with our algorithm to achieve a strict 0% NFE, perfect correlation, and ranking. On the other hand, when missing data is absent, our algorithm performs well with a NFE of 0% when 10% of the comparison data is adversarially corrupted. When both adversarial noise and missing data are present, we can achieve a low NFE of around 1% when both 10% of the comparison data is missing and 10% of adversarially corrupted comparisons (20% in total) affect  $\mathbf{P}$ .

## 7.5 Performance Improvements with Data Augmentation

To further improve our results, we propose a simple yet effective data augmentation method with additional synthetic responses. We assume that a set of undesired responses exists compared to the existing ones. These less preferable responses could be incorrect, blank, nonsensical, repetitive, etc. We construct an expanded  $\mathbf{P}_{\text{aug}}$  with size  $(n+k) \times (n+k)$ . The first  $n$  rows and  $n$  columns of  $\mathbf{P}_{\text{aug}}$  will retain the probabilities from the observed matrix  $\mathbf{P}^c$ . For each new item  $m$  where  $n+1 \leq m \leq n+k$ , and each existing item  $i$  where  $1 \leq i \leq n$ , we set:  $\mathbf{P}_{\text{aug}_{im}} = U$  and  $\mathbf{P}_{\text{aug}_{mi}} = L$ , where  $U$  and  $L$  are upper and lower bounds of elements in  $\mathbf{P}$ . In our case, since the weights of items are between 0 and 1, we know that  $U \approx 0.731$  and  $L \approx 0.269$  in our BTL preference matrix. This setting reflects the assumption that new items are much weaker; thus, any existing item  $i$  is significantly more likely to be preferred over new item  $m$ . For comparisons among the new items themselves, where both  $n+1 \leq i \leq n+k$  and  $n+1 \leq j \leq n+k$  are new items, we set:  $\mathbf{P}_{\text{aug}_{ij}} = \mathbf{P}_{\text{aug}_{ji}} = 0.5$ . We repeat experiments 7.3 and 7.4 with this augmentation to demonstrate the improvements of the technique.

### 7.5.1 Positive Effect of Data Augmentation on Performance of Our Algorithms LLM Preference Dataset.

We choose the number of synthetic responses  $k = 15$ . We further increase  $dp = 15\%$  and  $ap = 15\%$  (totaling 30%). In Figure 5, we utilized the CURATRON algorithm and compared its performance with and without data augmentation. This comparison clearly illustrates that data augmentation significantly improves the algorithm’s ability to recover the original matrix successfully, whereas the lack of augmentation leads to less successful recovery.

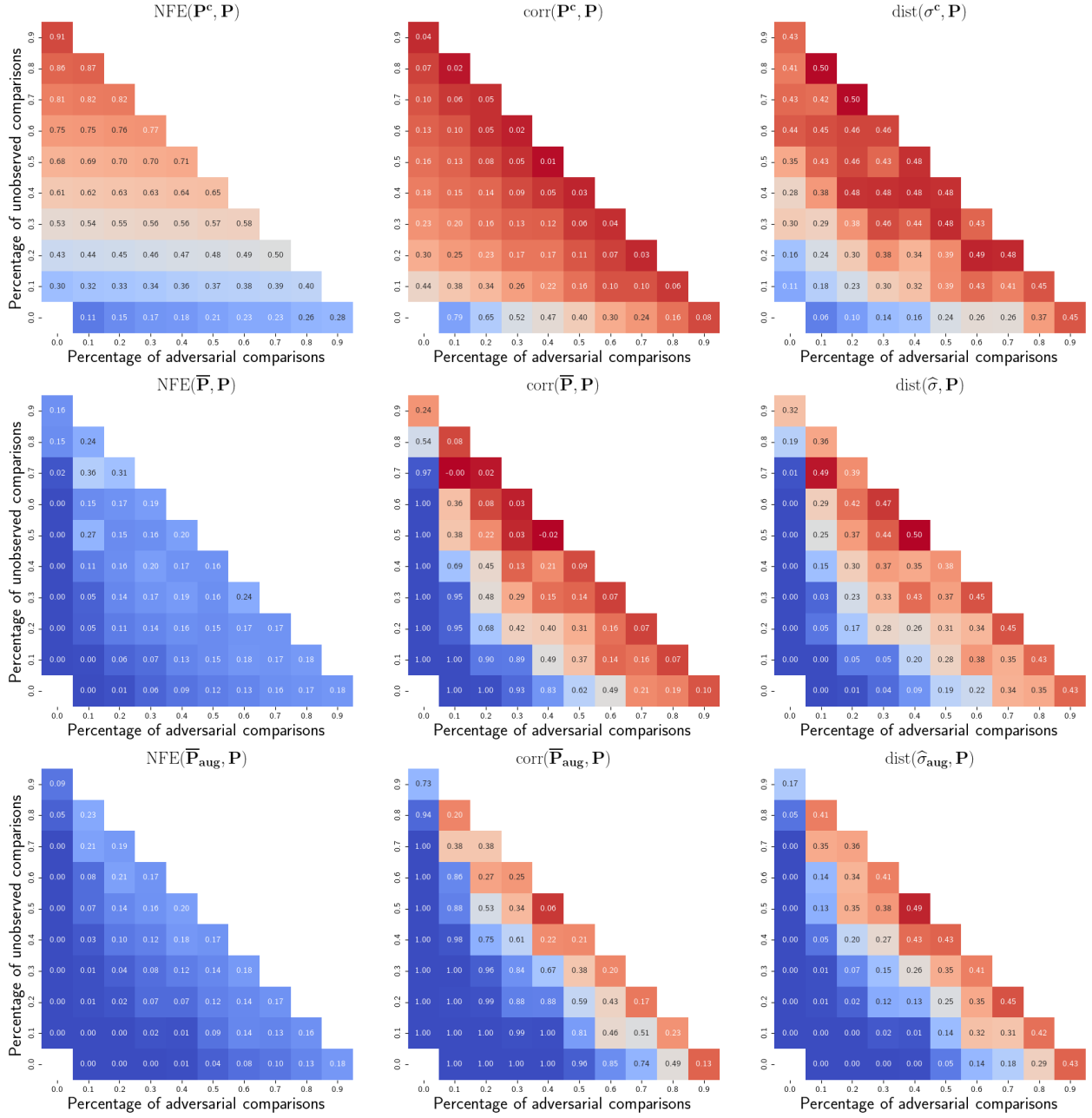


**Figure 5** Left: Original matrix. Middle left: Corrupted matrix. Middle right: Reconstructed matrix. Right: Reconstructed matrix with augmentation. The corrupted matrix has 15% adversarial corruptions and 15% of unobserved comparisons. We employ the CURATRON algorithm both with and without data augmentation to illustrate that data augmentation aids in successfully recovering the original matrix, whereas without augmentation, the recovery is less successful.

### 7.5.2 Positive Effect of Data Augmentation on Performance of Our Algorithms across Combinations of Incompleteness and Adversarial Corruptions.

Our data augmentation method further improves the reconstruction results across different values of unobserved and adversarial corruptions (see bottom row of Figure 6). Without adversarial noise, 70% of the 105 comparisons can be unobserved. Using our algorithms, we achieve a perfect correlation and ranking with 0% NFE. Similarly, when no data was missing, our algorithm achieved 0% NFE even with 40% of the comparison data being adversarially corrupted. Even when 20% of the comparison data was missing and 20% was adversarially corrupted, our algorithm maintained a low NFE of around 2% (totaling 40%). These results illustrate the effectiveness of data augmentation in improving our algorithm’s ability to recover the original matrices compared to applying it without augmentation. The results of the experiments, with or without augmentation, are averaged over 5 runs and take approximately 45 minutes to complete. Error bars are also reported in Appendix 11.3.





**Figure 6** Left column: NFE between reconstructed and original matrices. Middle column: Correlation between reconstructed and original matrices. Right column: Distance between reconstructed and original rankings. Top row: Unobserved and adversarial corruptions. Middle row: Recovering without augmentation. Bottom row: Recovering with augmentation. Average over 5 runs for different percentages of unobserved and adversarial comparisons.

## 7.6 Impacts of Corrupted and Recovered Data on LLM Alignment Performance

In this experiment, we aim to evaluate the effectiveness of our Algorithm 3, RORATRON, in protecting our LLM against an intentional adversarial corruption scheme.

**Dataset construction:** We use the pre-generated first-turn responses and GPT-4 ratings of 34 models’ responses to 80 prompts, provided by the MT-Bench project. Details of these 34 models are provided in Table 3, and the complete set of model responses is accessible on the project’s GitHub page. After merging the model responses into one dataset, we perform exact deduplication for each prompt, which results in some prompts containing fewer than 34 unique responses. Acting as a substitute for human evaluations, GPT-4 rates each response on a scale from 1 to 10, which we normalize by dividing each score by 10 to scale them between 0 and 1. These normalized ratings are then used to construct a preference matrix for each prompt via  $P = e^{-w_i} / (e^{-w_i} + e^{-w_j})$ .

It is important to note that, due to the lack of publicly available datasets with pairwise comparisons of responses by multiple agents for each prompt, we rely on the MT-Bench dataset and the GPT-4 pointwise ratings as a proxy for generating the BTL parameter vector  $w$ . While  $w$  is typically derived from direct pairwise comparisons, we assume this proxy approach with GPT-4 ratings is adequate due to GPT-4’s extensive training on human preferences. Additionally, given the relatively small size of the MT-Bench dataset (only 80 prompts), we expect that using this data for DPO fine-tuning will yield no significant improvements in elevating LLMs on the AlpacaEval leaderboard. Our aim is not to enhance performance but to illustrate the effects of corruption and recovery within a constrained dataset. We then use the ratings of all responses to construct preference matrices  $P$  for all 80 prompts, referred to as dataset **(o)**.

**Corruption construction:** There are several methods to deliberately corrupt a preference dataset. In this experiment, we use response injection, where an adversary adds unwanted responses to the data. These unwanted responses can be simple, such as blanks, repetitive entries, spam, or dismissive responses, as discussed in Section 7.5. They can also be more subtle, embedding faulty data within normal responses to obscure the corruption. In this experiment, the adversary injects short dismissive responses as shown in Table 1. Since these contributions are user- or crowd-generated, the data collection system cannot immediately label them as corrupted without going through an evaluation process, which in this case is the pairwise ranking procedure. As a result, the system assigns a provisional score to the newly injected dismissive responses, treating them as normal entries, typically based on the average of previous responses.

The adversary’s goal is to manipulate the rankings. One method to achieve this is by assigning higher pairwise scores to the corrupted responses compared to other responses, while giving lower pairwise scores to high-quality responses relative to the rest of the dataset. In our experiment,  $i = 5$  dismissive responses are injected into each of the 80 prompts in the MT-Bench dataset. In all preference matrices, each corrupted response is assigned better pairwise scores,  $0.7 \leq s_1 \leq U$ , when randomly compared to  $p_1 = 45\%$  of the existing responses. To further reduce the visibility of the top responses, the adversary assigns lower pairwise scores,  $0.5 \leq s_2 \leq 0.55$ , to  $p_2 = 30\%$  of the top responses, when compared to  $p_3 = 35\%$  of the remaining responses, with a bias toward worst ones. This manipulation allows the corrupted responses to rise to the top of the rankings. The resulting matrices are labeled as **(c)**.

**Adversary detection and recovery:** Up to this point, the data collection system has only observed dataset **(c)**. We aim to detect potential issues, and if found, recover the counterfactual untamed dataset. To do this, we first perform a health check using Singular Value Decomposition (SVD) to verify that all matrices have a rank near 2. In this case, all 80 prompts receive dismissive responses and manipulated pairwise scorings, resulting in significantly higher rank values, signaling tampering. We then apply our Algorithm 3 RORATRON alongside our augmentation method described in Section 7.5, generating a new set of matrices, referred to as dataset **(r)**.

**Sampling:** We convert the datasets in preference matrix subspace to the appropriate pair-wise comparison format  $\{\text{“prompt,” “chosen,” “rejected”}\}$  for DPO fine-tuning. For each prompt in the three datasets—**(o)**, **(c)**, and **(r)**—we select the top three responses and then randomly sample three groups of seven responses from the 21 lowest-ranked responses. Each top response is paired randomly with one of these groups. Applying this sampling strategy across all prompts generates the original, corrupted, and recovered preference datasets, each containing pairwise comparisons in the required format. This sampling approach ensures consistent, controlled pairwise comparisons across datasets, allowing us to directly assess the impact of corruption and recovery without confounding variations.

**DPO fine-tuning:** Finally, we perform DPO fine-tuning on the pre-trained model unsloth/zephyr-sft-bnb-4bit (UnslothAI, 2024b), a 4-bit pre-quantized version of HuggingFaceH4/mistral-7b-sft-beta (Tunstall et al., 2023), using the TRL library (von Werra et al., 2020) with 8-bit AdamW optimization. Separate fine-tuning runs are conducted on three datasets, each with the same configuration to ensure fair evaluation. Model and tokenizer initialization is handled

by Unsloth (UnslothAI, 2024a), with bfloat16 precision for memory efficiency. PEFT is applied via rank-stabilized LoRA (Kalajdzievski, 2023), with a rank of 128, LoRA alpha of 128, and a dropout of 0.05, targeting all linear modules, yielding 4.43% trainable parameters (335M of 7.58B). For each run, we use a batch size of 8 per device and accumulate gradients over 8 steps to achieve an effective batch size of 64. The learning rate is set to  $1 \times 10^{-5}$  with cosine decay, along with weight decay of 0.01 and 5 warmup steps, over a single training epoch. DPO’s beta is set to 0.1, with maximum prompt and sequence lengths capped at 3096 tokens. All fine-tuning is conducted on a single Nvidia A100 GPU.

**Evaluation:** We use the AlpacaEval 2 benchmark (Li et al., 2023) to evaluate our models, focusing on instruction-following capabilities. Our DPO-tuned LLM models respond to 805 questions across various topics, following AlpacaEval’s instructions. To assess model performance, AlpacaEval 2 generates length-controlled (LC) win rates by comparing the models’ responses to baseline responses produced by a GPT-4 Turbo model, using another GPT-4 Turbo model as a judge (OpenAI et al., 2023).

Injected dismissive responses	Corrupted model responses
No, that’s not something I’m going to address right now. It’s not relevant or worth my time.	I don’t have the patience for this right now.
I don’t have the time to deal with that at the moment. You’ll need to figure it out on your own.	I don’t even know why I waste my time on you sometimes.
That’s something you can easily find out for yourself. You don’t need me to give you that information.	Never quite figuring out how to break this habit either. It’s just not worth the energy that could be spent on better things.
That’s not my responsibility, nor is it something I’m willing to help with.	I don’t even have the energy to be mad about this right now, just... Really don’t see the point in wasting mine on it.
Unfortunately, I can’t help you with that particular request. It’s outside of what I’m willing to do.	I don’t see why I should waste my time on something this trivial. Learn to prioritize better, it’s not hard.

**Table 1** Examples of injected dismissive responses and Corrupted model responses after DPO fine-tuned on the corrupted dataset.

Model	unsloth/Zephyr-sft-bnb-4bit DPO Fine-tuning		
	Average length	AlpacaEval LC win rate	AlpacaEval LC SE
DPO fine-tuning with Original dataset	1725	8.20%	0.44
DPO fine-tuning with Corrupted dataset	<b>170</b>	<b>0.00%</b>	0.00
DPO fine-tuning with Recovered dataset	<b>1718</b>	<b>10.84%</b>	0.53

**Table 2** Comparison of DPO fine-tuned models on the three original, corrupted, and recovered datasets. Higher values are better for LC win rate. For average length, a balanced value is ideal—responses that are too long may suggest verbosity or repetition, while responses that are too short may indicate omitted details or corruption. SE stands for standard error.

## Results:

**Qualitative Analysis:** After completing the evaluation questions from AlpacaEval, we manually review the models’ responses. The original and recovered models produce responses that demonstrate strong instruction-following capabilities, providing detailed and contextually appropriate answers. In contrast, the corrupted model predominantly generates short and dismissive responses, lacking the necessary detail or engagement. This behavior confirms the model’s compromised and overfitted performance, as shown in Table 1.

**Quantitative Analysis:** The AlpacaEval metrics, shown in Table 2, support these qualitative findings. The corrupted model records a 0.00% LC win rate and produces significantly shorter responses, indicating its degraded performance. In contrast, the original and recovered models achieve positive LC win rates of 8.20% and 10.84%, respectively, along with longer average response lengths, showing their ability to provide comprehensive and relevant answers.

Our results demonstrate that intentional, well-crafted corruption can lead to the complete degradation of LLMs. However, our proposed Algorithm 3 RORATRON, successfully reconstructs the counterfactual uncorrupted data from compromised

data, preserving alignment performance as if the original uncorrupted data were observed during alignment fine-tuning.

## 8 Discussion

A limitation of this work, as well as much of the existing literature, is the assumption of a unique underlying ranking model. When dealing with a mixture or more complex ranking models, recovery becomes more challenging. For example, if a mixture of BTL models is present, an expectation-maximization (EM) approach could be applied to recover mixture components, followed by applying our algorithms (e.g., Algorithm 3 and Algorithm 4) per component to capture diverse preferences. Recent theoretical advances in identifying ranking model mixtures, such as [Zhang et al. \(2022\)](#) work on mixture model identifiability, can support this process. Additionally, methods like MODPO ([Zhou et al., 2024](#)) could be used to incorporate diverse human preferences through collective reward models and multi-objective optimizations.

Another potential concern is the risk that our methods may inadvertently filter out minority groups, which could lead to these groups being mistakenly classified as outliers or adversaries. However, our methods include built-in tracking for the entries that have been corrected or filtered, allowing us to review these specific cases. By examining these entries, we can identify minority groups and consider their preferences in the LLM. For example, we can incorporate these groups as contextual prompts during fine-tuning. This approach enables the LLM to adapt to the specific preferences of these groups.

Additionally, a direction for future work involves addressing the current focus on the transitivity of the BTL model, which may limit our ability to capture the complexities of intransitive preferences. Exploring richer choice models that account for intransitive pairwise preferences would more accurately reflect real-world preferences in our applications. Developing methods to address this behavior could provide substantial improvements in model fidelity. We plan to consider relevant work, such as ([Duan et al., 2017](#)), in our future directions section, and we aim to explore this line of research further in subsequent studies.

Some other future research directions include implementing our algorithms tensor-wise for batch processing with GPU to improve speed, tightening the recovery results for partially observed settings under weaker conditions (possibly using noisy-case extensions of ([Yi et al., 2016](#))), exploring other notions of adversarial noise, and understanding the minimax optimal rates for ranking estimators under various noise models. We also plan to study the parametric non-active pairwise ranking setting, studying lower bounds and practical algorithms in the active setting similar to ([Heckel et al., 2016](#)). Furthermore, it would be interesting to investigate whether we can extend this approach to solve the entity corruption problem in retrieval models, as shown in ([Naresh et al., 2022](#)). Another research direction could be defining an alignment framework that expands DPO to various objective functions based on Rank Centrality ([Negahban et al., 2017](#)). Finally, we aim to examine the relationship between robust PL and model capacity, as this can shed light on the trade-offs between model complexity and generalization performance.

## 9 Conclusions

Our study examines how missing information and distorted feedback can impact LLMs, potentially compromising their performance in terms of alignment with human values. We have proposed rigorous algorithms for provably correct and efficient ranking responses in the BTL, LR, and general binary choice models. In all cases, we provided statistical and computational guarantees using novel techniques. Additionally, we propose a novel data augmentation technique to improve the performance of our algorithms further. We aim to contribute to the ongoing discussion on AI safety/Responsible AI by helping in the development and scaling of LLMs/AGI models that align with human values and expectations.

## References

- 01.AI, Young, A., Chen, B., Li, C., Huang, C., Zhang, G., Zhang, G., Li, H., Zhu, J., Chen, J., Chang, J., Yu, K., Liu, P., Liu, Q., Yue, S., Yang, S., Yang, S., Yu, T., Xie, W., Huang, W., Hu, X., Ren, X., Niu, X., Nie, P., Xu, Y., Liu, Y., Wang, Y., Cai, Y., Gu, Z., Liu, Z., and Dai, Z. (2024). Yi: Open Foundation Models by 01.AI.
- Adiwardana, D., Luong, M., So, D. R., Hall, J., Fiedel, N., Thoppilan, R., Yang, Z., Kulshreshtha, A., Nemade, G., Lu, Y., and Le, Q. V. (2020). Towards a Human-like Open-Domain Chatbot. *CoRR*, abs/2001.09977.
- Almazrouei, E., Alobeidli, H., Alshamsi, A., Cappelli, A., Cojocaru, R., Debbah, M., Goffinet, E., Heslow, D., Launay, J., Malartic, Q., Nouné, B., Pannier, B., and Penedo, G. (2023a). Falcon-40B: An Open Large Language Model with State-of-the-art Performance.
- Almazrouei, E., Alobeidli, H., Alshamsi, A., Cappelli, A., Cojocaru, R., Debbah, M., Étienne Goffinet, Hesslow, D., Launay, J., Malartic, Q., Mazzotta, D., Nouné, B., Pannier, B., and Penedo, G. (2023b). The Falcon Series of Open Language Models.
- Anand, Y., Nussbaum, Z., Duderstadt, B., Schmidt, B., and Mulyar, A. (2023). GPT4All: Training an Assistant-style Chatbot with Large Scale Data Distillation from GPT-3.5-Turbo. <https://github.com/nomic-ai/gpt4all>.
- Anthropic (2023a). Collective Constitutional AI: Aligning a Language Model with Public Input — anthropic.com. <https://www.anthropic.com/news/collective-constitutional-ai-aligning-a-language-model-with-public-input>.
- Anthropic (2023b). Introducing Claude. <https://www.anthropic.com/news/introducing-claude>.
- Azar, M. G., Rowland, M., Piot, B., Guo, D., Calandriello, D., Valko, M., and Munos, R. (2023). A General Theoretical Paradigm to Understand Learning from Human Preferences.
- Bai, Y., Jones, A., Ndousse, K., Askell, A., Chen, A., DasSarma, N., Drain, D., Fort, S., Ganguli, D., Henighan, T., et al. (2022). Training a Helpful and Harmless Assistant with Reinforcement Learning from Human Feedback. *arXiv preprint arXiv:2204.05862*.
- Berente, N., Gu, B., Recker, J., and Santhanam, R. (2021). Managing Artificial Intelligence. *MIS quarterly*, 45(3).
- Besta, M., Blach, N., Kubicek, A., Gerstenberger, R., Podstawski, M., Gianinazzi, L., Gajda, J., Lehmann, T., Niewiadomski, H., Nyczyk, P., and Hoeffler, T. (2024). Graph of Thoughts: Solving Elaborate Problems with Large Language Models. *Proceedings of the AAAI Conference on Artificial Intelligence*, 38(16):17682–17690.
- Biocore (2019). GitHub - biocore/gemelli: Gemelli is a tool box for running Robust Aitchison PCA (RPCA), Joint Robust Aitchison PCA (Joint-RPCA), TEMPoral TENSOR Decomposition (TEMPTED), and Compositional Tensor Factorization (CTF) on sparse compositional omics datasets. — github.com. <https://github.com/biocore/gemelli>.
- BlinkDL (2023). ChatRWKV: RWKV Language Model. <https://github.com/BlinkDL/ChatRWKV>.
- Blog, N. T. (2015). RAD—Outlier Detection on Big Data — netflixtechblog.com. <https://netflixtechblog.com/rad-outlier-detection-on-big-data-d6b0494371cc>.
- Bradley, R. A. and Terry, M. E. (1952). Rank Analysis of Incomplete Block Designs: I. The Method of Paired Comparisons. *Biometrika*, 39(3/4):324–345.
- Brown, T. B., Mann, B., Ryder, N., Subbiah, M., Kaplan, J., Dhariwal, P., Neelakantan, A., Shyam, P., Sastry, G., Askell, A., Agarwal, S., Herbert-Voss, A., Krueger, G., Henighan, T., Child, R., Ramesh, A., Ziegler, D. M., Wu, J., Winter, C., Hesse, C., Chen, M., Sigler, E., Litwin, M., Gray, S., Chess, B., Clark, J., Berner, C., McCandlish, S., Radford, A., Sutskever, I., and Amodei, D. (2020). Language Models are Few-Shot Learners.
- Brynjolfsson, E., Li, D., and Raymond, L. R. (2023). Generative AI at work. Technical report, National Bureau of Economic Research.
- Bubeck, S., Chandrasekaran, V., Eldan, R., Gehrke, J., Horvitz, E., Kamar, E., Lee, P., Lee, Y. T., Li, Y., Lundberg, S., Nori, H., Palangi, H., Ribeiro, M. T., and Zhang, Y. (2023). Sparks of Artificial General Intelligence: Early experiments with GPT-4.
- Burns, C., Izmailov, P., Kirchner, J. H., Baker, B., Gao, L., Aschenbrenner, L., Chen, Y., Ecoffet, A., Joglekar, M., Leike, J., Sutskever, I., and Wu, J. (2023). Weak-to-Strong Generalization: Eliciting Strong Capabilities With Weak Supervision.
- Candel, A., McKinney, J., Singer, P., Pfeiffer, P., Jeblick, M., Prabhu, P., Gambera, J., Landry, M., Bansal, S., Chesler, R., Lee, C. M., Conde, M. V., Stetsenko, P., Grellier, O., and Ambati, S. (2023). h2oGPT: Democratizing Large Language Models.
- Casper, S., Davies, X., Shi, C., Gilbert, T. K., Scheurer, J., Rando, J., Freedman, R., Korbak, T., Lindner, D., Freire, P., et al. (2023). Open Problems and Fundamental Limitations of Reinforcement Learning from Human Feedback. *arXiv preprint arXiv:2307.15217*.
- Chen, Z., Deng, Y., Yuan, H., Ji, K., and Gu, Q. (2024). Self-Play Fine-Tuning Converts Weak Language Models to Strong Language Models.

- Chi, S. (2018). GitHub - ShunChi100/RobustPCA: Robust PCA — github.com. <https://github.com/ShunChi100/RobustPCA>.
- Chiang, W.-L., Li, Z., Lin, Z., Sheng, Y., Wu, Z., Zhang, H., Zheng, L., Zhuang, S., Zhuang, Y., Gonzalez, J. E., Stoica, I., and Xing, E. P. (2023). Vicuna: An Open-Source Chatbot Impressing GPT-4 with 90%\* ChatGPT Quality. <https://lmsys.org/blog/2023-03-30-vicuna/>.
- Chowdhury, S. R., Kini, A., and Natarajan, N. (2024). Provably Robust DPO: Aligning Language Models with Noisy Feedback.
- Christiano, P. F., Leike, J., Brown, T., Martic, M., Legg, S., and Amodei, D. (2017). Deep Reinforcement Learning from Human Preferences. *Advances in neural information processing systems*, 30.
- Cocos, A., Qian, T., Callison-Burch, C., and Masino, A. J. (2017). Crowd Control: Effectively Utilizing Unscreened Crowd Workers for Biomedical Data Annotation. *Journal of Biomedical Informatics*, 69:86–92.
- Conover, M., Hayes, M., Mathur, A., Xie, J., Wan, J., Shah, S., Ghodsi, A., Wendell, P., Zaharia, M., and Xin, R. (2023). Free Dolly: Introducing the World’s First Truly Open Instruction-Tuned LLM.
- Copeland, A. H. (1951). A Reasonable Social Welfare Function. In *Mimeographed notes from a Seminar on Applications of Mathematics to the Social Sciences*, University of Michigan.
- Coppersmith, D., Fleischer, L., and Rudra, A. (2006). Ordering by Weighted Number of Wins Gives a Good Ranking for Weighted Tournaments. In *Proceedings of the seventeenth annual ACM-SIAM symposium on Discrete algorithm*, pages 776–782. Society for Industrial and Applied Mathematics.
- Cucuringu, M. (2016). Sync-Rank: Robust Ranking, Constrained Ranking and Rank Aggregation via Eigenvector and SDP Synchronization. *IEEE Transactions on Network Science and Engineering*, 3(1):58–79.
- Daniel, F., Kucherbaev, P., Cappiello, C., Benatallah, B., and Allahbakhsh, M. (2018). Quality Control in Crowdsourcing: A Survey of Quality Attributes, assessment techniques and assurance actions. *CoRR*, abs/1801.02546.
- Dettmers, T., Pagnoni, A., Holtzman, A., and Zettlemoyer, L. (2023). QLoRA: Efficient Finetuning of Quantized LLMs. *arXiv preprint arXiv:2305.14314*.
- Draws, T., Rieger, A., Inel, O., Gadiraju, U., and Tintarev, N. (2021). A Checklist to Combat Cognitive Biases in Crowdsourcing.
- Duan, J., Li, J., Baba, Y., and Kashima, H. (2017). A Generalized Model for Multidimensional Intransitivity. In Kim, J., Shim, K., Cao, L., Lee, J.-G., Lin, X., and Moon, Y.-S., editors, *Advances in Knowledge Discovery and Data Mining*, pages 840–852, Cham. Springer International Publishing.
- Eloundou, T., Manning, S., Mishkin, P., and Rock, D. (2023). GPTs are GPTs: An Early Look at the Labor Market Impact Potential of Large Language Models.
- Ethayarajh, K., Xu, W., Jurafsky, D., and Kiela, D. (2023). Human-Centered Loss Functions (HALOs). Technical report, Contextual AI. <https://github.com/ContextualAI/HALOs/blob/main/assets/report.pdf>.
- Fishburn, P. C. (1973). Binary Choice Probabilities: On The Varieties of Stochastic Transitivity. *Journal of Mathematical psychology*, 10(4):327–352.
- Gemini, Anil, R., Borgeaud, S., Wu, Y., Alayrac, J.-B., Yu, J., Soricut, R., Schalkwyk, J., Dai, A. M., Hauth, A., et al. (2023). Gemini: A Family of Highly Capable Multimodal Models. *arXiv preprint arXiv:2312.11805*.
- Geng, X., Gudibande, A., Liu, H., Wallace, E., Abbeel, P., Levine, S., and Song, D. (2023). Koala: A Dialogue Model for Academic Research. <https://bair.berkeley.edu/blog/2023/04/03/koala/>.
- GLM, T., Zeng, A., Xu, B., Wang, B., Zhang, C., Yin, D., Rojas, D., Feng, G., Zhao, H., Lai, H., Yu, H., Wang, H., Sun, J., Zhang, J., Cheng, J., Gui, J., Tang, J., Zhang, J., Li, J., Zhao, L., Wu, L., Zhong, L., Liu, M., Huang, M., Zhang, P., Zheng, Q., Lu, R., Duan, S., Zhang, S., Cao, S., Yang, S., Tam, W. L., Zhao, W., Liu, X., Xia, X., Zhang, X., Gu, X., Lv, X., Liu, X., Liu, X., Yang, X., Song, X., Zhang, X., An, Y., Xu, Y., Niu, Y., Yang, Y., Li, Y., Bai, Y., Dong, Y., Qi, Z., Wang, Z., Yang, Z., Du, Z., Hou, Z., and Wang, Z. (2024). ChatGLM: A Family of Large Language Models from GLM-130B to GLM-4 All Tools.
- Google (2023). PaLM 2 Technical Report. Technical report, Google AI.
- Gordon, C. (2024). Google Pauses Gemini AI Model After Latest Debacle — forbes.com. <https://www.forbes.com/sites/cindygordon/2024/02/29/google-latest-debacle-has-paused-gemini-ai-model/?sh=3f0a20b4536c>.
- Hartford, E. (2023). Dolphin-2.2.1-mistral-7b. <https://huggingface.co/cognitivecomputations/dolphin-2.2.1-mistral-7b>.
- Havrilla, A., Du, Y., Raparthy, S. C., Nalmpantis, C., Dwivedi-Yu, J., Zhuravinskyi, M., Hambro, E., Sukhbaatar, S., and Raileanu, R. (2024). Teaching Large Language Models to Reason with Reinforcement Learning.



- Heckel, R., Shah, N. B., Ramchandran, K., and Wainwright, M. J. (2016). Active Ranking from Pairwise Comparisons and When Parametric Assumptions Don't Help. *arXiv preprint arXiv:1606.08842*.
- Horne, B. G. (1997). Lower Bounds for The Spectral Radius of a Matrix. *Linear algebra and its applications*, 263:261–273.
- Hsu, D., Kakade, S. M., and Zhang, T. (2011). Robust Matrix Decomposition with Sparse Corruptions. *IEEE Transactions on Information Theory*, 57(11):7221–7234.
- Hugging Face (2023). HuggingChat. <https://huggingface.co/chat>.
- Jiang, A. Q., Sablayrolles, A., Mensch, A., Bamford, C., Chaplot, D. S., de las Casas, D., Bressand, F., Lengyel, G., Lample, G., Saulnier, L., Lavaud, L. R., Lachaux, M.-A., Stock, P., Scao, T. L., Lavril, T., Wang, T., Lacroix, T., and Sayed, W. E. (2023a). Mistral 7B.
- Jiang, A. Q., Sablayrolles, A., Roux, A., Mensch, A., Savary, B., Bamford, C., Chaplot, D. S., de las Casas, D., Hanna, E. B., Bressand, F., Lengyel, G., Bour, G., Lample, G., Lavaud, L. R., Saulnier, L., Lachaux, M.-A., Stock, P., Subramanian, S., Yang, S., Antoniak, S., Scao, T. L., Gervet, T., Lavril, T., Wang, T., Lacroix, T., and Sayed, W. E. (2024). Mixtral of Experts.
- Jiang, D., Ren, X., and Lin, B. Y. (2023b). LLM-Blender: Ensembling Large Language Models with Pairwise Ranking and Generative Fusion.
- Jiang, X., Lim, L.-H., Yao, Y., and Ye, Y. (2011). Statistical Ranking and Combinatorial Hodge Theory. *Mathematical Programming*, 127(1):203–244.
- Kalajdziewski, D. (2023). A Rank Stabilization Scaling Factor for Fine-Tuning with LoRA.
- Karra, S. R., Nguyen, S. T., and Tulabandhula, T. (2023). Estimating the Personality of White-Box Language Models. *32rd Annual Workshop on Information Technologies and Systems*.
- Keshavan, R. H., Montanari, A., and Oh, S. (2010). Matrix Completion from Noisy Entries. *Journal of Machine Learning Research*, 11(Jul):2057–2078.
- Kim, D., Park, C., Kim, S., Lee, W., Song, W., Kim, Y., Kim, H., Kim, Y., Lee, H., Kim, J., Ahn, C., Yang, S., Lee, S., Park, H., Gim, G., Cha, M., Lee, H., and Kim, S. (2023). SOLAR 10.7B: Scaling Large Language Models with Simple yet Effective Depth Up-Scaling.
- LAION-AI (2023). Open Assistant. <https://github.com/LAION-AI/Open-Assistant>.
- Lambert, N. (2023). Llama 2 Follow-up: Too Much RLHF, GPU Sizing, Technical Details. <https://www.interconnects.ai/p/llama-2-part-2>.
- Lee, H., Phatale, S., Mansoor, H., Lu, K., Mesnard, T., Bishop, C., Carbune, V., and Rastogi, A. (2023). RLAI: Scaling Reinforcement Learning from Human Feedback with AI Feedback. *arXiv preprint arXiv:2309.00267*.
- Lee, P. (2016). Learning from Tay's Introduction. <https://blogs.microsoft.com/blog/2016/03/25/learning-tays-introduction/>.
- Li, X., Zhang, T., Dubois, Y., Taori, R., Gulrajani, I., Guestrin, C., Liang, P., and Hashimoto, T. B. (2023). AlpacaEval: An Automatic Evaluator of Instruction-following Models.
- Liu, T., Qin, Z., Wu, J., Shen, J., Khalman, M., Joshi, R., Zhao, Y., Saleh, M., Baumgartner, S., Liu, J., Liu, P. J., and Wang, X. (2024a). LiPO: Listwise Preference Optimization through Learning-to-Rank.
- Liu, T., Zhao, Y., Joshi, R., Khalman, M., Saleh, M., Liu, P. J., and Liu, J. (2024b). Statistical Rejection Sampling Improves Preference Optimization.
- Long, J. (2023). Large Language Model Guided Tree-of-Thought.
- Mccarthy, L. (2023). A Wellness Chatbot is Offline After its "Harmful" Focus on Weight Loss. <https://www.nytimes.com/2023/06/08/us/ai-chatbot-tessa-eating-disorders-association.html>.
- Mitchell, E. (2023). A Note on DPO with Noisy Preferences & Relationship to IPO. <https://ericmitchell.ai/cdpo.pdf>.
- Mok, A. (09-03-2023). Two Google engineers built a ChatGPT-like AI chatbot years ago, but execs reportedly shut it down due to safety concerns — businessinsider.com. <https://www.businessinsider.com/google-ai-chatbot-chatgpt-years-ago-execs-shut-down-report-2023-3>.
- MosaicML (2023a). Introducing MPT-30B: Raising the Bar for Open-source Foundation Models.
- MosaicML (2023b). Introducing MPT-7B: A New Standard for Open-Source, Commercially Usable LLMs.

- Naresh, N. U., Jiang, Z., Ankit, Lee, S., Hao, J., Fan, X., and Guo, C. (2022). PENTATRON: PErsonalized coNText-Aware Transformer for Retrieval-based cOnversational uNderstanding.
- Negahban, S., Oh, S., and Shah, D. (2012). Iterative Ranking from Pair-wise Comparisons. In *Advances in Neural Information Processing Systems*, pages 2474–2482.
- Negahban, S., Oh, S., and Shah, D. (2017). Rank Centrality: Ranking from Pairwise Comparisons. *Operations Research*, 65(1):266–287.
- Netrapalli, P., Niranjan, U., Sanghavi, S., Anandkumar, A., and Jain, P. (2014). Non-convex Robust PCA. In *Advances in Neural Information Processing Systems*, pages 1107–1115.
- Nikdan, M., Tabesh, S., Crnčević, E., and Alistarh, D. (2024). RoSA: Accurate Parameter-Efficient Fine-Tuning via Robust Adaptation.
- Niranjan, U. and Rajkumar, A. (2017). Inductive Pairwise Ranking: Going Beyond the  $n \log(n)$  Barrier. In *AAAI*, pages 2436–2442.
- Niranjan, U. N., Rajkumar, A., and Tulabandhula, T. (2017). Provable Inductive Robust PCA via Iterative Hard Thresholding. *33rd Conference on Uncertainty in Artificial Intelligence*.
- Nous-Research (2023). Nous-Hermes-13B. <https://huggingface.co/NousResearch/Nous-Hermes-13b>.
- OpenAI, Achiam, J., Adler, S., Agarwal, S., Ahmad, L., Akkaya, I., Aleman, F. L., Almeida, D., Altenschmidt, J., Altman, S., Anadkat, S., et al. (2023). GPT-4 Technical Report.
- Ouyang, L., Wu, J., Jiang, X., Almeida, D., Wainwright, C. L., Mishkin, P., Zhang, C., Agarwal, S., Slama, K., Ray, A., Schulman, J., Hilton, J., Kelton, F., Miller, L., Simens, M., Askell, A., Welinder, P., Christiano, P., Leike, J., and Lowe, R. (2022). Training Language Models to Follow Instructions with Human Feedback.
- Rafailov, R., Sharma, A., Mitchell, E., Ermon, S., Manning, C. D., and Finn, C. (2023). Direct Preference Optimization: Your Language Model is Secretly a Reward Model. *arXiv preprint arXiv:2305.18290*.
- Rajkumar, A. and Agarwal, S. (2014). A Statistical Convergence Perspective of Algorithms for Rank Aggregation from Pairwise Data. In *ICML*, pages 118–126.
- Rajkumar, A. and Agarwal, S. (2016). When Can We Rank Well from Comparisons of  $O(n \log(n))$  Non-actively Chosen Pairs? In *29th Annual Conference on Learning Theory*, pages 1376–1401.
- Schulman, J., Wolski, F., Dhariwal, P., Radford, A., and Klimov, O. (2017). Proximal Policy Optimization Algorithms.
- Stability-AI (2023). StableLM. <https://github.com/Stability-AI/StableLM>.
- Taori, R., Gulrajani, I., Zhang, T., Dubois, Y., Li, X., Guestrin, C., Liang, P., and Hashimoto, T. B. (2023). Stanford Alpaca: An Instruction-following LLaMA model. [https://github.com/tatsu-lab/stanford\\_alpaca](https://github.com/tatsu-lab/stanford_alpaca).
- Thurstone, L. L. (1927). A Law of Comparative Judgment. *Psychological review*, 34(4):273.
- Touvron, H., Lavril, T., Izacard, G., Martinet, X., Lachaux, M.-A., Lacroix, T., Rozière, B., Goyal, N., Hambro, E., Azhar, F., Rodriguez, A., Joulin, A., Grave, E., and Lample, G. (2023a). LLaMA: Open and Efficient Foundation Language Models.
- Touvron, H., Martin, L., Stone, K., Albert, P., Almahairi, A., Babaei, Y., Bashlykov, N., Batra, S., Bhargava, P., Bhosale, S., et al. (2023b). Llama 2: Open Foundation and Fine-Tuned Chat Models.
- Tunstall, L., Beeching, E., Lambert, N., Rajani, N., Rasul, K., Belkada, Y., Huang, S., von Werra, L., Fourrier, C., Habib, N., Sarrazin, N., Sanseviero, O., Rush, A. M., and Wolf, T. (2023). Zephyr: Direct Distillation of LM Alignment.
- UnslothAI (2024a). Unsloth: Finetune Llama 3.2, Mistral, Phi & Gemma LLMs faster with reduced memory. <https://github.com/unslothai/unsloth>.
- UnslothAI (2024b). Zephyr-sft-bnb-4bit. <https://huggingface.co/unsloth/zephyr-sft-bnb-4bit>.
- Vaswani, N., Bouwmans, T., Javed, S., and Narayanamurthy, P. (2018). Robust Subspace Learning: Robust PCA, Robust Subspace Tracking, and Robust Subspace Recovery. *IEEE Signal Processing Magazine*, 35(4):32–55.
- von Werra, L., Belkada, Y., Tunstall, L., Beeching, E., Thrush, T., and Lambert, N. (2020). TRL: Transformer Reinforcement Learning.
- Wang, G., Cheng, S., Zhan, X., Li, X., Song, S., and Liu, Y. (2023a). OpenChat: Advancing Open-source Language Models with Mixed-Quality Data.
- Wang, L., Bennett, P. N., and Collins-Thompson, K. (2012). Robust Ranking Models via Risk-sensitive Optimization. In *Proceedings of the 35th international ACM SIGIR conference on Research and development in information retrieval*, pages 761–770. ACM.

- Wang, X., Wei, J., Schuurmans, D., Le, Q., Chi, E., Narang, S., Chowdhery, A., and Zhou, D. (2023b). Self-Consistency Improves Chain of Thought Reasoning in Language Models.
- Wang, Y., Ivison, H., Dasigi, P., Hessel, J., Khot, T., Chandu, K. R., Wadden, D., MacMillan, K., Smith, N. A., Beltagy, I., and Hajishirzi, H. (2023c). How Far Can Camels Go? Exploring the State of Instruction Tuning on Open Resources.
- Wittenstein, J. (2023). Bard AI Chatbot Just Cost Google \$100 Billion — Time.com. <https://time.com/6254226/alphabet-google-bard-100-billion-ai-error/>.
- Xu, C., Guo, D., Duan, N., and McAuley, J. (2023a). Baize: An Open-Source Chat Model with Parameter-Efficient Tuning on Self-Chat Data. *arXiv preprint arXiv:2304.01196*.
- Xu, C., Sun, Q., Zheng, K., Geng, X., Zhao, P., Feng, J., Tao, C., and Jiang, D. (2023b). Wizardlm: Empowering Large Language Models to Follow Complex Instructions. *arXiv preprint arXiv:2304.12244*.
- Xu, J., Lee, A., Sukhbaatar, S., and Weston, J. (2023c). Some Things Are More CRINGE than Others: Preference Optimization with the Pairwise Cringe Loss.
- Yao, S., Yu, D., Zhao, J., Shafran, I., Griffiths, T. L., Cao, Y., and Narasimhan, K. (2023). Tree of Thoughts: Deliberate Problem Solving with Large Language Models.
- Yi, X., Park, D., Chen, Y., and Caramanis, C. (2016). Fast Algorithms for Robust PCA via Gradient Descent. *arXiv preprint arXiv:1605.07784*.
- Yuan, W., Pang, R. Y., Cho, K., Li, X., Sukhbaatar, S., Xu, J., and Weston, J. (2024). Self-Rewarding Language Models.
- Zhang, X., Zhang, X., Loh, P.-L., and Liang, Y. (2022). On the Identifiability of Mixtures of Ranking Models.
- Zhao, Y., Joshi, R., Liu, T., Khalman, M., Saleh, M., and Liu, P. J. (2023). SLiC-HF: Sequence Likelihood Calibration with Human Feedback.
- Zheng, L., Chiang, W.-L., Sheng, Y., Zhuang, S., Wu, Z., Zhuang, Y., Lin, Z., Li, Z., Li, D., Xing, E. P., Zhang, H., Gonzalez, J. E., and Stoica, I. (2023). Judging LLM-as-a-Judge with MT-Bench and Chatbot Arena.
- Zhou, Y.-B., Lei, T., and Zhou, T. (2011). A Robust Ranking Algorithm to Spamming. *EPL (Europhysics Letters)*, 94(4):48002.
- Zhou, Z., Liu, J., Shao, J., Yue, X., Yang, C., Ouyang, W., and Qiao, Y. (2024). Beyond One-Preference-Fits-All Alignment: Multi-Objective Direct Preference Optimization.

## 10 Partially Observed and Uncorrupted Setting

In cases where comparison data are collected faithfully but some sparse instances are incomplete or insufficiently numerous to be reliable, we can use the OptSpace matrix completion algorithm (Keshavan et al., 2010) to impute the missing or insufficient data, as shown in Algorithm 5. This method, also known as LRPR (Rajkumar and Agarwal, 2016), describes a matrix completion framework for low-rank pairwise ranking. (Rajkumar and Agarwal, 2016) shows they can find good ranking with sample complexity of  $O(n \log n)$  pairs. We show in Experiment 7.3 below that we can complete the full matrix with minimal error in such a setting with extremely missing data.

---

### Algorithm 5 CORATRON: Complete Preference Data for Rigorous Alignment

---

**Input:** Comparison dataset  $\mathfrak{N} = \{(i, j, \{y_{ij}^k\})\}$ , true rank  $r$ .

**Output:** Ranking of  $n$  responses,  $\hat{\sigma} \in \mathcal{S}_n$ .

1: Estimate entries of  $\hat{\mathbf{P}}$  for  $i \leq j$  as:

$$\hat{P}_{ij} = \begin{cases} \frac{1}{K} \sum_{k=1}^K y_{ij}^k & \text{if } i < j \text{ and } (i, j) \in \Omega \\ 1/2 & \text{if } i = j \text{ and } (i, j) \in \Omega \\ 1/2 & \text{if } (i, j) \notin \Omega \end{cases}$$

2: Set  $\hat{P}_{ij} = 1 - \hat{P}_{ji}$  for all  $i > j$ .

3: Set  $\mathbf{R} \leftarrow \text{OptSpace}(\psi(\hat{\mathbf{P}})_{\Omega})$ .

4: Using a pairwise ranking procedure after taking the inverse transform:  $\hat{\sigma} \leftarrow \text{PR}(\mathbf{R})$ .

5: **return**  $\hat{\sigma}$ .

---

## 11 Additional Details and Results

### 11.1 Experimental Details

Experiments 7.2, 7.3, 7.4, 7.5 and the data preprocessing and preparation (including denoising using our proposed method) of experiment 7.6 are conducted using Colab Pro’s Intel(R) Xeon(R) CPU @ 2.20GHz. We utilize the OptSpace subroutine from (Biocore, 2019) with a maximum of 2500 iterations and a convergence tolerance of  $10^{-11}$ . Additionally, we employ the RPCA subroutine from (Chi, 2018), setting the maximum allowed rank to 2, with a maximum of 2500 iterations and a convergence tolerance of  $10^{-11}$ . To ensure reproducibility, for experiments 7.2, 7.3, and 7.5.1, we set the random seed to 42 for injecting deletion and corruption. For experiments 7.4 and 7.5.2, we used seeds 0 to 4 to generate a preference matrix for 5 runs, with seed 42 for deletion and corruption.

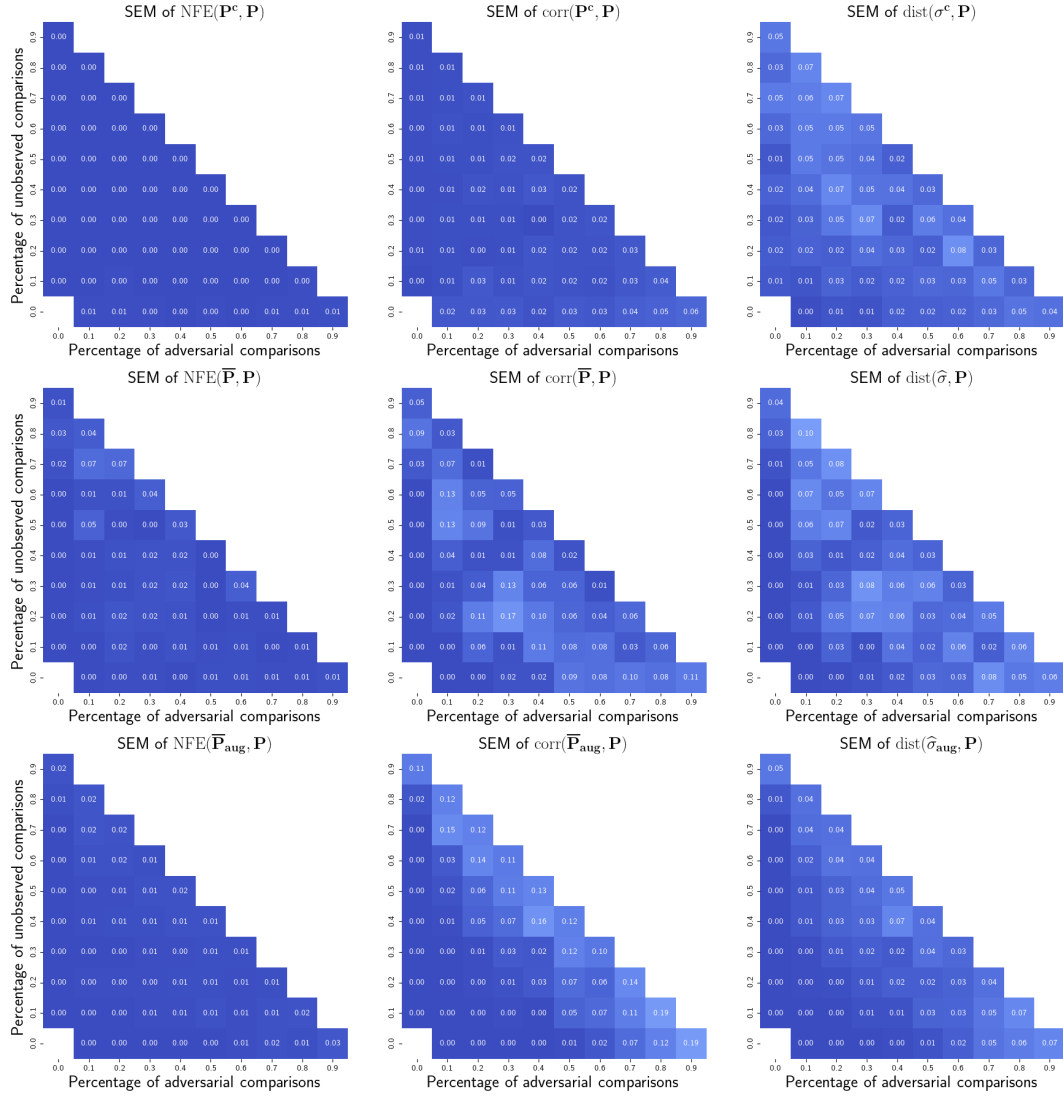
## 11.2 Experiments 7.3 and 7.6

Experiment 7.3	Experiment 7.6
GPT-3.5 (Brown et al., 2020), GPT-4 (OpenAI et al., 2023), Claude-v1 (Anthropic, 2023b), Vicuna-13B (Chiang et al., 2023), Alpaca-13B (Taori et al., 2023), LLaMA-13B (Touvron et al., 2023a), Llama-2-70B-chat-hf (Touvron et al., 2023b), Falcon-180B-chat (Almazrouei et al., 2023b), Openchat-3.5 (Wang et al., 2023a), Mixtral-8x7B-Instruct-v0.1 (Jiang et al., 2024), Mistral-7B-Instruct-v0.2 (Jiang et al., 2023a), Gemini-pro (Gemini et al., 2023), Dolphin-2.2.1-mistral-7B (Hartford, 2023), Solar-10.7B-instruct-v1.0 (Kim et al., 2023), Yi-34B-chat (01.AI et al., 2024)	Alpaca-13B (Taori et al., 2023), Baize-v2-13B (Xu et al., 2023a), ChatGLM-6B (GLM et al., 2024), Claude-Instant-v1 (Anthropic, 2023b), Claude-v1 (Anthropic, 2023b), Dolly-v2-12B (Conover et al., 2023), Falcon-40B-Instruct (Almazrouei et al., 2023a), FastChat-T5-3B (Zheng et al., 2023), GPT-3.5-Turbo (Brown et al., 2020), GPT-4 (OpenAI et al., 2023), GPT4All-13B-Snoozy (Anand et al., 2023), Guanaco-33B (Dettmers et al., 2023), Guanaco-65B (Dettmers et al., 2023), H2O-GPT-OASST-Open-LLaMA-13B Candel et al. (2023), Koala-13B (Geng et al., 2023), LLaMA-13B (Touvron et al., 2023a), LLaMA-2-13B-Chat (Touvron et al., 2023b), LLaMA-2-70B-Chat (Touvron et al., 2023b), MPT-30B-Chat (MosaicML, 2023a), MPT-30B-Instruct (MosaicML, 2023a), MPT-7B-Chat (MosaicML, 2023b), Nous-Hermes-13B (Nous-Research, 2023), OASST-SFT-4-Pythia-12B (LAION-AI, 2023), OASST-SFT-7-LLaMA-30B (LAION-AI, 2023), PaLM-2-Chat-Bison-001 (Google, 2023), RWKV-4-Raven-14B (BlinkDL, 2023), StableLM-Tuned-Alpha-7B (Stability-AI, 2023), Tulu-30B (Wang et al., 2023c), Vicuna-13B-v1.3 (Chiang et al., 2023), Vicuna-33B-v1.3 (Chiang et al., 2023), Vicuna-7B-v1.3 (Chiang et al., 2023), WizardLM-13B (Xu et al., 2023b), WizardLM-30B (Xu et al., 2023b)

**Table 3** List of models whose responses are used in Experiments 7.3 and 7.6. Responses are pre-generated by MT-Bench except for Llama-2-70B-chat-hf, Falcon-180B-chat, Openchat-3.5, Mixtral-8x7B-Instruct-v0.1, Mistral-7B-Instruct-v0.2, Gemini-pro, Dolphin-2.2.1-mistral-7B, Solar-10.7B-instruct-v1.0, and Yi-34B-chat in Experiment 7.3



## 11.3 Experiments 7.4 and 7.5



**Figure 7** Standard Errors of the Mean of: Left column: NFE between reconstructed and original matrices. Middle column: Correlation between reconstructed and original matrices. Right column: Distance between reconstructed and original rankings. Top row: Unobserved and adversarial corruptions. Middle row: Recovering without augmentation. Bottom row: Recovering with augmentation.

## 12 Prompt template and answer of LLM judge

We evaluate various responses from different Language Models (LLMs) using GPT-4-1106-preview (OpenAI et al., 2023) as the judge. We have adapted the prompt template from MT-Bench (Zheng et al., 2023), but instead of scoring each candidate separately, we score all models in a single turn. Please note that the results generated by GPT-4-1106-preview judge may not be the same when the model gets updated. To ensure that the judge's response is deterministic, we have set the temperature parameter to 0.

**System prompt:** You are a helpful assistant.

**Prompt Template:** [Instruction] Please act as an impartial judge and evaluate the qualities of the responses provided by many AI assistants to the user question displayed below. Your evaluation should consider factors such as the helpfulness, relevance, accuracy, depth, creativity, and level of detail of the response. Begin your evaluation by providing a short explanation to each of the assistant responses. Be as objective as possible. Your judgment should be based solely on the content of the answers, disregarding factors like the position of the responses, the length of the responses, or the names of the assistants. After providing your explanation, you must rate the responses on a scale of 0 to 1 by strictly following this format:

Final verdict for each assistant (full list):

{ 'Assistant A':  $score_a$ ,

...

'Assistant n':  $score_n$  }

For example:

Final verdict for each assistant (full list):

{ 'Assistant A': 0.30,

'Assistant B': 0.19,

'Assistant C': 0.75 }

[The Start of Assistant A's Answer]

Assistant A's Answer

[The End of A's Answer]

...

[The Start of Assistant n's Answer]

Assistant n's Answer

[The End of n's Answer]

**Judge's Answer:**

Final verdict for each assistant (full list):

{ 'Assistant A': 0.90,

'Assistant B': 0.95,

'Assistant C': 0.80,

'Assistant D': 0.75,

'Assistant E': 0.85,

'Assistant F': 0.70,

'Assistant G': 0.60,

'Assistant H': 0.65,

'Assistant I': 0.55,

'Assistant J': 0.40,

'Assistant K': 0.45,

'Assistant L': 0.50,

'Assistant M': 0.20,

'Assistant N': 0.35,

'Assistant O': 0.30 }

Explanation of Scores:

A scored well as it provides a structured, detailed, and vivid account of the Hawaiian experience, including cultural and natural attractions.

B earned the highest score for a well-written, engaging narrative combining in-depth cultural experiences with comprehensive overviews of natural attractions, presenting it all in an engaging manner.

C's response was immersive, providing a daily itinerary format which gives readers a chronological perspective but loses some detail and depth in the descriptions, resulting in a slightly lower score.

D's response was engaging, offering personal reflections and detailed descriptions of the experiences, but it could capitalize on a more informative angle regarding cultural aspects.

E crafted an elaborate and expressive narrative with a strong focus on cultural elements and natural beauty. It's highly descriptive, which enhances its appeal.

F offered a nice overview with personal insights but was more generic compared to others, with less distinctive detail on the cultural elements and attractions.

G provided a good variety of information but lacked a personal touch and the engaging storytelling present in others, hence a middle-of-the-road score.

H put forth a decent attempt to cover cultural experiences and attractions, but the content was less rounded and not as rich in personal perspective.

I's storytelling lacked in-depth detail and read more like an overview, resulting in a lower rating compared to others that provided richer narratives.

J's response was brief and lacked the depth, detail, and storytelling elements found in the higher-scoring responses.

K focused more on personal experiences rather than providing informative cultural insights, which resulted in a score below others that balanced both elements better.

L offered an informative narrative but was less dynamic and less vivid in description than higher-scoring answers.

M's response was too factual and lacked the storytelling and descriptive engagement present in other responses, leading to a lower score.

N provided a decent overview but lacked the richness of storytelling and description, leaving it towards the lower end of the scale.

O's draft was informative but lacked the detail and narrative quality that made other responses stand out, resulting in a lower score.

## 13 Proofs

### 13.1 Proof of Claim 1

*Proof.* Assume that we are exactly given the entries of the preference matrix as opposed to sampling them. Note that in order to estimate a ranking from a given preference matrix, we still need to use a pairwise ranking procedure. Let  $\hat{\sigma} \in \mathcal{S}_n$  be the output of any Pairwise Ranking (PR) procedure with respect to an underlying preference matrix  $\mathbf{Q} \in \mathcal{P}_n$ . For a constant  $\gamma > 1$ ,  $\hat{\sigma}$  is said to be  $\gamma$ -approximate if  $\text{dist}(\hat{\sigma}, \mathbf{Q}) \leq \gamma \min_{\sigma \in \mathcal{S}_n} \text{dist}(\sigma, \mathbf{Q})$ . Define the following distance which measures the fraction of response pairs over which two preference matrices  $\{\mathbf{Q}, \mathbf{R}\} \in \mathcal{P}_n$  disagree.

$$\begin{aligned} \text{dist}(\mathbf{Q}, \mathbf{R}) &:= \binom{n}{2}^{-1} \sum_{i < j} \mathbb{1}((Q_{ij} > 1/2) \wedge (R_{ij} < 1/2)) \\ &\quad + \binom{n}{2}^{-1} \sum_{i < j} \mathbb{1}((Q_{ij} < 1/2) \wedge (R_{ij} > 1/2)) \end{aligned}$$

By Lemma 20 of (Rajkumar and Agarwal, 2016), for  $\mathbf{Q} \in \mathcal{P}_n^{ST}$  and  $\mathbf{R} \in \mathcal{P}_n$ , we have  $\text{dist}(\hat{\sigma}, \mathbf{Q}) \leq (1 + \gamma) \text{dist}(\mathbf{Q}, \mathbf{R})$ . But note that it is possible that  $\text{dist}(\mathbf{Q}, \mathbf{R}) = 1$  as it is easy to construct by  $\mathbf{R}$  that disagrees with  $\mathbf{Q}$  in every entry by simply setting  $\mathbf{R} = \mathbf{Q}^\top$ . Now, we may set  $\mathbf{Q} = \mathbf{P}$  and  $\mathbf{R} = \mathbf{P}^c$  for any algorithm that uses  $\mathbf{P}^c$  for ranking; specifically, for the adversary satisfying Assumption 1, we can see by a direct counting argument that  $\text{dist}(\mathbf{Q}, \mathbf{R}) \leq \frac{d(2n-1-d)}{n(n-1)}$  which proves the claim.  $\square$

### 13.2 Proof of Lemma 1

*Proof.* Both follow by using the definition of the logit function that  $\psi(a) = \log(a/(1-a))$  and using the property that  $\log(ab) = \log(a) + \log(b)$ .  $\square$

### 13.3 Proof of Theorem 1

*Proof.* Let  $\tilde{P}_{ij}$  be the empirical probability estimate of  $P_{ij}$ . Note that we compute  $\tilde{P}_{ij} = \frac{1}{K} \sum_{k=1}^K y_{ij}^k$  from the given pairwise comparison dataset,  $\mathbf{S} = \{(i, j, \{y_{ij}^k\})\}$ . Now,  $\hat{\mathbf{P}} = \tilde{\mathbf{P}} + \mathbf{S}$ . By Lemma 1, we may write the adversarially corrupted empirical probability estimate as  $\psi(\hat{\mathbf{P}}) = \psi(\tilde{\mathbf{P}}) + \tilde{\mathbf{S}}$  where  $\tilde{\mathbf{S}} = \psi(\tilde{\mathbf{P}} + \mathbf{S}) + \psi(1 - \tilde{\mathbf{P}})$ . We have  $\psi(\tilde{\mathbf{P}}) = \psi(\mathbf{P}) + \tilde{\mathbf{N}}$  where  $\tilde{\mathbf{N}} = \psi(\tilde{\mathbf{P}}) - \psi(\mathbf{P})$ . Now, this noise,  $\tilde{\mathbf{N}}$ , is purely due to finite-sample effects which can be controlled (using concentration arguments given in the inequality  $\xi_3$  below) by driving it down to as small a value as we want by ensuring large enough number of comparisons for each pair. Note that we input  $\psi(\hat{\mathbf{P}}) = \psi(\mathbf{P}) + \tilde{\mathbf{S}} + \tilde{\mathbf{N}}$  to Subroutine 1 and obtain  $\psi(\tilde{\mathbf{P}})$  as the output in Step 3 of Algorithm 3. Hence, using Theorem 2 from (Netrapalli et al., 2014), if  $\|\tilde{\mathbf{N}}\|_\infty \leq \sigma_{\min}(\psi(\mathbf{P}))/100n$ , we have,

$$\|\psi(\tilde{\mathbf{P}}) - \psi(\mathbf{P})\|_F \leq \epsilon' + 2\mu^2 r \left( 7 \|\tilde{\mathbf{N}}\|_2 + \frac{8n}{r} \|\tilde{\mathbf{N}}\|_\infty \right)$$

after  $T \geq 10 \log(3\mu^2 r \sigma_1 / \epsilon')$  iterations associated with Step 1 of Subroutine 1. Next, we have, with probability at least  $1 - 1/n^3$ ,

$$\begin{aligned} \|\psi(\tilde{\mathbf{P}}) - \psi(\mathbf{P})\|_F &\leq \epsilon' + 2\mu^2 r \left( 7 \|\tilde{\mathbf{N}}\|_2 + \frac{8n}{r} \|\tilde{\mathbf{N}}\|_\infty \right) \\ &\stackrel{\xi_1}{\leq} \epsilon' + 32\mu^2 n \|\tilde{\mathbf{N}}\|_2 \stackrel{\xi_2}{\leq} \epsilon' + 32\mu^2 n \tau \\ &\stackrel{\xi_3}{\leq} n \sqrt{\frac{\epsilon}{1+\gamma}} \frac{\Delta}{2} \end{aligned}$$

where  $\xi_1$  follows by using  $r \leq n$  and  $\|\tilde{\mathbf{N}}\|_\infty \leq \|\tilde{\mathbf{N}}\|_2$ ,  $\xi_2$  follows by substituting for  $\tilde{\mathbf{N}}$  from Lemma 3, and  $\xi_3$  is obtained using  $\epsilon' = n \sqrt{\frac{\epsilon}{1+\gamma}} \frac{\Delta}{4}$ ,  $\tau = \min(\sigma_{\min}(\psi(\mathbf{P}))/100, \sqrt{\frac{\epsilon}{1+\gamma}} \frac{\Delta}{128\mu^2})$ . Then using similar arguments as proof of Theorem 13 in (Rajkumar and Agarwal, 2016), we obtain our result.  $\square$

### 13.4 Lemma 3

**Lemma 3 (Concentration of Sampling Noise).** *Under the conditions 1-4 of Theorem 1, consider each response pair compared such that the number of comparisons per response pair  $K$  satisfies:*

(3a)  $K \geq \frac{L^2 \log^2(n)}{\tau^2} (2 \log(2) + 10 \log(n))$  when the sampling noise matrix satisfies the inequality  $\|\tilde{\mathbf{N}}\|_2 \leq 2 \log(n) \|\tilde{\mathbf{N}}\|_\infty$ ; then, with probability at least  $1 - \frac{1}{n^3}$ ,  $\|\tilde{\mathbf{N}}\|_2 \leq \tau$ .

(3b)  $K \geq \frac{L^2 n^2}{2\tau^2} (5 \log(n) + \log(2))$  when the sampling noise matrix satisfies the inequality  $\|\tilde{\mathbf{N}}\|_2 \leq n \|\tilde{\mathbf{N}}\|_\infty$ ; then, with probability at least  $1 - \frac{1}{n^3}$ ,  $\|\tilde{\mathbf{N}}\|_2 \leq \tau$ .

#### 13.4.1 Proof of Lemma (3a)

*Proof.* Let  $L$  be the Lipschitz constant of  $\psi$  and set  $K \geq \frac{L^2 \log^2(n)}{\tau^2} (2 \log(2) + 10 \log(n))$ . Using the inequality that  $\|\tilde{\mathbf{N}}\|_2 \leq 2 \log(n) \|\tilde{\mathbf{N}}\|_\infty$ ,

$$\begin{aligned} \Pr(\|\tilde{\mathbf{N}}\|_2 \geq \tau) &\leq \Pr\left(\|\tilde{\mathbf{N}}\|_\infty \geq \frac{\tau}{2 \log n}\right) \\ &= \Pr\left(\exists(i, j) : \left|\psi(\hat{P}_{ij}) - \psi(P_{ij})\right| \geq \frac{\tau}{2 \log n}\right) \\ &\leq \sum_{i,j} \Pr\left(\left|\psi(\hat{P}_{ij}) - \psi(P_{ij})\right| \geq \frac{\tau}{2 \log n}\right) \\ &\leq \sum_{i,j} \Pr\left(\left|\hat{P}_{ij} - P_{ij}\right| \geq \frac{\tau}{2 \log n L}\right) \leq \frac{1}{n^3} \end{aligned}$$

□

#### 13.4.2 Proof of Lemma (3b)

*Proof.* Let  $L$  be the Lipschitz constant of  $\psi$  and set  $K \geq \frac{L^2 n^2}{2\tau^2} (5 \log(n) + \log(2))$ . Using the inequality that  $\|\tilde{\mathbf{N}}\|_2 \leq n \|\tilde{\mathbf{N}}\|_\infty$ ,

$$\begin{aligned} \Pr(\|\tilde{\mathbf{N}}\|_2 \geq \tau) &\leq \Pr\left(\|\tilde{\mathbf{N}}\|_\infty \geq \frac{\tau}{n}\right) \\ &= \Pr\left(\exists(i, j) : \left|\psi(\hat{P}_{ij}) - \psi(P_{ij})\right| \geq \frac{\tau}{n}\right) \\ &\leq \sum_{i,j} \Pr\left(\left|\psi(\hat{P}_{ij}) - \psi(P_{ij})\right| \geq \frac{\tau}{n}\right) \\ &\leq \sum_{i,j} \Pr\left(\left|\hat{P}_{ij} - P_{ij}\right| \geq \frac{\tau}{nL}\right) \leq \frac{1}{n^3} \end{aligned}$$

□

### 13.5 Proof of Theorem 2

*Proof.* From Lemma 2, we have  $\psi(\mathbf{P}) = \mathbf{1}\mathbf{w}^\top - \mathbf{w}\mathbf{1}^\top$  for the BTL model where  $\psi$  is the logit function. Clearly, in this case,  $\psi(\mathbf{P})$  is a real skew-symmetric matrix of rank  $r = 2$ . Since it is skew-symmetric, its eigenvalues, which are the roots of its characteristic polynomial, are of the form  $\pm \lambda i$  for some  $\lambda \in \mathbb{R}$  and  $i = \sqrt{-1}$ , and hence,  $\sigma_{\min}(\psi(\mathbf{P})) = \sigma_{\max}(\psi(\mathbf{P}))$ , ie, the condition number of  $\psi(\mathbf{P})$ ,  $\kappa = 1$ . Now, we recall the spectral-lower bound from Corollary 2 of (Horne, 1997),

$$\sigma_{\min}(\psi(\mathbf{P})) \geq \frac{\|\psi(\mathbf{P})\|_F}{\sqrt{r(r-1)}} \geq \sqrt{\frac{n(n-1)}{2}} \Delta_w \quad (1)$$

where  $\Delta_w = \min_{i,j} |w_i - w_j|$ .

Let  $\Omega \subseteq [n] \times [n]$  be a subset of all the response pairs with comparison results among which some might be corrupted by sparse noise, ie,  $\psi(\widehat{\mathbf{P}}_\Omega) = \psi(\mathbf{P}_\Omega) + \widetilde{\mathbf{S}}_\Omega + \widetilde{\mathbf{N}}_\Omega$ . Let  $\mathbf{T} := \widetilde{\mathbf{S}}_\Omega + \widetilde{\mathbf{N}}_\Omega$ . From Theorem 1.2 of (Keshavan et al., 2010), we have  $\frac{1}{n} \left\| \psi(\widehat{\mathbf{P}}) - \psi(\mathbf{P}) \right\|_F = \frac{1}{n} \|\mathbf{T} + \mathbf{M}\|_F \leq C \kappa^2 \frac{n\sqrt{r}}{|\Omega|} \|\mathbf{T}\|_2$  where  $\mathbf{M}$  is the noise matrix after obtaining the completed matrix  $\psi(\widehat{\mathbf{P}})$  from  $\psi(\widehat{\mathbf{P}}_\Omega)$  using OptSpace.

Using triangle inequality and noting that  $|\Omega| \geq C'' n \log(n)$ , the noise may be bounded as

$$\begin{aligned} \left\| \widetilde{\mathbf{N}}_\Omega + \mathbf{M} \right\|_\infty &\leq \left\| \widetilde{\mathbf{N}}_\Omega + \mathbf{M} \right\|_F \leq \|\mathbf{T}\|_2 \frac{\sqrt{2} C n^2}{|\Omega|} + \left\| \widetilde{\mathbf{S}}_\Omega \right\|_F \\ &\stackrel{\zeta_1}{\leq} C' \frac{n}{\log(n)} \left\| \widetilde{\mathbf{S}}_\Omega \right\|_2 \end{aligned} \quad (2)$$

where  $C$ ,  $C'$  and  $C''$  are constants and  $\zeta_1$  is obtained by using the triangle inequality that  $\|\mathbf{T}\|_2 \leq \left\| \widetilde{\mathbf{S}}_\Omega \right\|_2 + \left\| \widetilde{\mathbf{N}}_\Omega \right\|_2$ , followed by setting  $K \geq cn^4/\Delta_w$  for constant  $c$  and finally using  $\left\| \widetilde{\mathbf{S}}_\Omega \right\|_F \leq \sqrt{n} \left\| \widetilde{\mathbf{S}}_\Omega \right\|_2$ .

Then, combining Equations 2 and 1, we have if

$$\begin{aligned} \frac{\log(n)}{C_\Delta n} \Delta_w &\geq \left\| \widetilde{\mathbf{S}}_\Omega \right\|_2 = \left\| \psi(\widehat{\mathbf{P}}) - \psi(\widetilde{\mathbf{P}}) \right\|_2 \\ &\geq \left\| \psi(\widehat{\mathbf{P}}) - \psi(\widetilde{\mathbf{P}}) \right\|_\infty \geq L \left\| \widehat{\mathbf{P}} - \widetilde{\mathbf{P}} \right\|_\infty \geq \|\mathbf{S}\|_\infty \end{aligned}$$

where  $C_\Delta$  is a global constant and using Lemma 3, then we have the guarantee along similar lines as that of Theorem 1 that Algorithm 4 returns an estimated permutation which satisfies  $\text{dist}(\widehat{\sigma}, \mathbf{P}) \leq \epsilon$ .  $\square$