

# Remove that Square Root: A New Efficient Scale-Invariant Version of **AdaGrad**

Sayantana Choudhury<sup>1,2,3\*</sup> Nazarii Tupitsa<sup>1</sup> Nicolas Loizou<sup>2,3</sup>  
Samuel Horváth<sup>1</sup> Martin Takáč<sup>1</sup> Eduard Gorbunov<sup>1</sup>

<sup>1</sup> Mohamed bin Zayed University of Artificial Intelligence, UAE

<sup>2</sup> Department of Applied Mathematics & Statistics, Johns Hopkins University, USA

<sup>3</sup> Mathematical Institute for Data Science, Johns Hopkins University, USA

## Abstract

Adaptive methods are extremely popular in machine learning as they make learning rate tuning less expensive. This paper introduces a novel optimization algorithm named **KATE**, which presents a scale-invariant adaptation of the well-known **AdaGrad** algorithm. We prove the scale-invariance of **KATE** for the case of Generalized Linear Models. Moreover, for general smooth non-convex problems, we establish a convergence rate of  $\mathcal{O}(\log T/\sqrt{T})$  for **KATE**, matching the best-known ones for **AdaGrad** and **Adam**. We also compare **KATE** to other state-of-the-art adaptive algorithms **Adam** and **AdaGrad** in numerical experiments with different problems, including complex machine learning tasks like image classification and text classification on real data. The results indicate that **KATE** consistently outperforms **AdaGrad** and matches/surpasses the performance of **Adam** in all considered scenarios.

## 1 Introduction

In this work, we consider the following unconstrained optimization problem:

$$\min_{w \in \mathbb{R}^d} f(w), \quad (1)$$

where  $f : \mathbb{R}^d \rightarrow \mathbb{R}$  is a  $L$ -smooth and generally non-convex function. In particular, we are interested in the situations when the objective has either expectation  $f(w) = \mathbb{E}_{\xi \sim \mathcal{D}}[f_\xi(w)]$  or finite-sum  $f(w) = \frac{1}{n} \sum_{i=1}^n f_i(w)$  form. Such minimization problems are crucial in machine learning, where  $w$  corresponds to the model parameters. Solving these problems with stochastic gradient-based optimizers has gained much interest owing to their wider applicability and low computational cost. Stochastic Gradient Descent (**SGD**) [Robbins and Monro, 1951] and similar algorithms require the knowledge of parameters like  $L$  for convergence and are very sensitive to the choice of the stepsize in general. Therefore, **SGD** requires hyperparameter tuning, which can be computationally expensive. To address these issues, it is common practice to use adaptive variants of stochastic gradient-based methods that can converge without knowing the function's structure.

There exist many adaptive algorithms such as **AdaGrad** [Duchi et al., 2011], **Adam** [Kingma and Ba, 2014], **AMSGrad** [Reddi et al., 2019], **D-Adaptation** [Defazio and Mishchenko, 2023], **Prodigy** [Mishchenko and Defazio, 2023] and their variants. These adaptive techniques are

---

\*part of this work was done as an intern at Mohamed bin Zayed University of Artificial Intelligence, UAE.

capable of updating their step sizes on the fly. For instance, the **AdaGrad** method determines its step sizes using a cumulative sum of the coordinate-wise squared (stochastic) gradient of all the previous iterates:

$$\text{AdaGrad: } w_{t+1} = w_t - \frac{\beta g_t}{\sqrt{\text{diag}\left(\Delta I + \sum_{\tau=1}^t g_\tau g_\tau^\top\right)}}, \quad (2)$$

where  $g_t$  represents an unbiased estimator of  $\nabla f(w_t)$ , i.e.,  $\mathbb{E}[g_t | w_t] = \nabla f(w_t)$ ,  $\text{diag}(M) \in \mathbb{R}^d$  is a vector of diagonal elements of matrix  $M \in \mathbb{R}^{d \times d}$ ,  $\Delta > 0$ , and the division by vector is done component-wise. [Ward et al. \[2020\]](#) has shown that this method achieves a convergence rate of  $\mathcal{O}(\log T/\sqrt{T})$  for smooth functions, similar to **SGD**, without prior knowledge of the functions' parameters. However, the performance of **AdaGrad** deteriorates when applied to data that may exhibit poor scaling or ill-conditioning. In this work, we propose a novel algorithm, **KATE**, to address the issues of poor data scaling. **KATE** is also a stochastic adaptive algorithm that can achieve a convergence rate of  $\mathcal{O}(\log T/\sqrt{T})$  for smooth non-convex functions in terms of  $\min_{t \in [T]} \mathbb{E}[\|\nabla f(w_t)\|^2]$ .

## 1.1 Related Work

A significant amount of research has been done on adaptive methods over the years, including **AdaGrad** [[Duchi et al., 2011](#), [McMahan and Streeter, 2010](#)], **AMSGrad** [[Reddi et al., 2019](#)], **RMSProp** [[Tieleman and Hinton, 2012](#)], **AI-SARAH** [[Shi et al., 2023](#)], and **Adam** [[Kingma and Ba, 2014](#)]. However, all these works assume that the optimization problem is contained in a bounded set. To address this issue, [Li and Orabona \[2019\]](#) proposes a variant of the **AdaGrad** algorithm, which does not use the gradient of the last iterate (this makes the step sizes of  $t$ -th iteration conditionally independent of  $g_t$ ) for computing the step sizes and proves convergence for the unbounded domain.

Each of these works considers a vector of step sizes for each coefficient. [Duchi et al. \[2011\]](#) and [McMahan and Streeter \[2010\]](#) simultaneously proposed the original **AdaGrad** algorithm. However, [McMahan and Streeter \[2010\]](#) was the first to consider the vanilla scalar form of **AdaGrad**, known as

$$\text{AdaGradNorm: } w_{t+1} = w_t - \frac{\beta g_t}{\sqrt{\Delta + \sum_{\tau=0}^t \|g_\tau\|^2}}. \quad (3)$$

Later, [Ward et al. \[2020\]](#) analyzed **AdaGradNorm** for minimizing smooth non-convex functions. In a follow-up study, [Xie et al. \[2020\]](#) proves a linear convergence of **AdaGradNorm** for strongly convex functions. Recently, [Liu et al. \[2022\]](#) analyzed **AdaGradNorm** for solving smooth convex functions without the bounded domain assumption. Moreover, [Liu et al. \[2022\]](#) extends the convergence guarantees of **AdaGradNorm** to quasars-convex functions<sup>1</sup> using the function value gap.

Recently, [Defazio and Mishchenko \[2023\]](#) introduced the **D-Adaptation** method, which has gathered considerable attention due to its promising empirical performances. In order to choose the adaptive step size optimally, one requires knowledge of the initial distance from the solution, i.e.,  $D := \|w_0 - w_*\|$  where  $w_* \in \arg\min_{w \in \mathbb{R}^d} f(w)$ . The **D-Adaptation** method works by maintaining an estimate of  $D$  and the stepsize choice in this case is  $d_t/\sqrt{\sum_{\tau=0}^t \|g_\tau\|^2}$  for the  $t$ -th iteration.<sup>2</sup> [Mishchenko and Defazio \[2023\]](#) further modifies the algorithm in a follow-up

<sup>1</sup> $f$  satisfy  $f^* \geq f(w) + \frac{1}{\zeta} \langle f(w), w^* - w \rangle$  for some  $\zeta \in (0, 1]$  where  $w^* \in \arg\min_w f(w)$ .

<sup>2</sup>Here  $d_t$  is an estimate of  $D$ .

Table 1: Summary of convergence guarantees for closely-related adaptive algorithms to solve *smooth non-convex stochastic* optimization problems. Convergence rates are given in terms of  $\min_{t \in [T]} \mathbb{E} [\|\nabla f(w_t)\|^2]$ . Moreover, we highlight our method’s *scale-invariance* property.

Algorithm	Convergence rate	Scale invariance
AdaGradNorm [Ward et al., 2020]	$\mathcal{O}(\log T/\sqrt{T})$	✗
AdaGrad [Défossez et al., 2020]	$\mathcal{O}(\log T/\sqrt{T})$	✗
Adam [Défossez et al., 2020]	$\mathcal{O}(\log T/\sqrt{T})$	✗
KATE (this work)	$\mathcal{O}(\log T/\sqrt{T})$	✓

work and introduces **Prodigy** (with stepsize choice  $d_i^2/\sqrt{\sum_{\tau=0}^t d_\tau^2 \|g_\tau\|^2}$ ) to improve the convergence speed.

Another exciting line of work on adaptive methods is Polyak stepsizes. Polyak [1969] first proposed Polyak stepsizes for subgradient methods, and recently, the stochastic version (also known as **SPS**) was introduced by Oberman and Prazeres [2019], Loizou et al. [2021] and Gower et al. [2021]. For a finite sum problem  $\min_{w \in \mathbb{R}^d} f(w) := \frac{1}{n} \sum_{i=1}^n f_i(w)$ , Loizou et al. [2021] uses  $\frac{f_i(w_k) - f_i^*}{c \|\nabla f_i(w^k)\|^2}$  as their stepsize choices,<sup>3</sup> while Oberman and Prazeres [2019] uses  $\frac{2(f(w_k) - f^*)}{\mathbb{E}[\|\nabla f_i(w^k)\|^2]}$  for  $k$ -th iteration. However, these methods are impractical when  $f^*$  or  $f_i^*$  is unknown. Following its introduction, several variants of the **SPS** algorithm emerged [Li et al., 2022, D’Orazio et al., 2021]. Lately, Orvieto et al. [2022] tackled the issues with unknown  $f_i^*$  and developed a truly adaptive variant. In practice, the **SPS** method shows excellent empirical performance on overparameterized deep learning models (which satisfy the interpolation condition i.e.  $f_i^* = 0 \quad \forall i \in [n]$ ) [Loizou et al., 2021].

## 1.2 Main Contribution

Our main contributions are summarized below.

- **KATE: new scale-invariant version of AdaGrad.** We propose a new method called **KATE** that can be seen as a version of **AdaGrad**, which does not use a square root in the denominator of the stepsize. To compensate for this change, we introduce a new sequence defining the numerator of the stepsize. We prove that **KATE** is scale-invariant for generalized linear models: if the starting point is zero, then the loss values (and training and test accuracies in the case of classification) at points generated by **KATE** are independent of the data scaling (Proposition 2.1), meaning that the speed of convergence of **KATE** is the same as for the best scaling of the data.

<sup>3</sup>Here  $f_i^* := \min_{w \in \mathbb{R}^d} f_i(w) \quad \forall i \in [n]$ .

- **Convergence for smooth non-convex problems.** We prove that for smooth non-convex problems with noise having bounded variance **KATE** has  $\mathcal{O}(\log(T)/\sqrt{T})$  convergence rate (Theorem 3.4), matching the best-known rates for **AdaGrad** and **Adam** [Défossez et al., 2020].

- **Numerical experiments.** We empirically illustrate the scale-invariance of **KATE** on the logistic regression task and test its performance on logistic regression (see Section 4.1), image classification, and text classification problems (see Section 4.2). In all the considered scenarios, **KATE** outperforms **AdaGrad** and works either better or comparable to **Adam**.

### 1.3 Notation

We denote the set  $\{1, 2, \dots, n\}$  as  $[n]$ . For a vector  $a \in \mathbb{R}^d$ ,  $a[k]$  is the  $k$ -th coordinate of  $a$  and  $a^2$  represents the element-wise square of  $a$ , i.e.,  $a^2[k] = (a[k])^2$ . For two vectors  $a$  and  $b$ ,  $\frac{a}{b}$  stands for element-wise division of  $a$  and  $b$ , i.e.,  $k$ -th coordinate of  $\frac{a}{b}$  is  $\frac{a[k]}{b[k]}$ . Given a function  $h : \mathbb{R}^d \rightarrow \mathbb{R}$ , we use  $\nabla h \in \mathbb{R}^d$  to denote its gradient and  $\nabla_k h$  to indicate the  $k$ -th component of  $\nabla h$ . Throughout the paper  $\|\cdot\|$  represents the  $\ell_2$ -norm and  $f_* = \inf_{w \in \mathbb{R}^d} f(w)$ . Moreover, we use  $\|w\|_A$  for a positive-definite matrix  $A$  to define  $\|w\|_A := \sqrt{w^\top A w}$ . Furthermore,  $\mathbb{E}[\cdot]$  denotes the total expectation while  $\mathbb{E}_t[\cdot]$  denotes the conditional expectation conditioned on all iterates up to step  $t$  i.e.  $w_0, w_1, \dots, w_t$ .

## 2 Motivation and Algorithm Design

We focus on solving the minimization problem (1) using a variant of **AdaGrad**. We aim to design an algorithm that performs well, irrespective of how poorly the data is scaled.

**Generalized linear models.** Here, we consider the parameter estimation problem in generalized linear models (GLMs) [Nelder and Wedderburn, 1972, Agresti, 2015] using maximum likelihood estimation. GLMs are an extension of linear models and encompass several other valuable models, such as logistic [Hosmer Jr et al., 2013] and Poisson regression [Frome, 1983], as special cases. The parameter estimation to fit GLM on dataset  $\{x_i, y_i\}_{i=1}^n$  (where  $x_i \in \mathbb{R}^d$  are feature vectors and  $y_i$  are response variables) can be reformulated as

$$\min_{w \in \mathbb{R}^d} f(w) := \frac{1}{n} \sum_{i=1}^n \varphi_i(x_i^\top w) \quad (4)$$

for differentiable functions  $\varphi_i : \mathbb{R} \rightarrow \mathbb{R}$  [Shalev-Shwartz and Ben-David, 2014]. For example, the linear regression on data  $\{x_i, y_i\}_{i=1}^n$  is equivalent to solving (4) with  $\varphi_i(z) = (z - y_i)^2$ . Next, the choice of  $\varphi_i$  for logistic regression is  $\varphi_i(z) = \log(1 + \exp(-y_i z))$ .

**Scale-invariance.** Now consider the instances of fitting GLMs on two datasets  $\{x_i, y_i\}_{i=1}^n$  and  $\{Vx_i, y_i\}_{i=1}^n$ , where  $V \in \mathbb{R}^{d \times d}$  is a diagonal matrix with positive entries. Note that the second dataset is a scaled version of the first one where the  $k$ -th component of feature vectors  $x_i$  are multiplied by a scalar  $V_{kk}$ . Then, the minimization problems corresponding to datasets  $\{x_i, y_i\}_{i=1}^n$  and  $\{Vx_i, y_i\}_{i=1}^n$  are (4) and

$$\min_{w \in \mathbb{R}^d} f^V(w) := \frac{1}{n} \sum_{i=1}^n \varphi_i(x_i^\top V w), \quad (5)$$

respectively, for functions  $\varphi_i$ . In this work, *we want to design an algorithm with equivalent performance for the problems (4) and (5)*. If we can do that, the new algorithm's performance will not deteriorate for poorly scaled data. To develop such an algorithm, we replace the denominator of **AdaGrad** step size with its square (remove the square root from the denominator), i.e.,  $\forall k \in [d]$

$$w_{t+1}[k] = w_t[k] - \frac{\beta m_t[k]}{\sum_{\tau=0}^t g_\tau^2[k]} g_t[k]. \quad (6)$$

for some<sup>4</sup>  $m_t \in \mathbb{R}^d$ . The following proposition shows that this method (6) satisfies a scale-invariance property with respect to functional value.

**Proposition 2.1** (Scale invariance). Suppose we solve problems (4) and (5) using algorithm (6). Then, the iterates  $\hat{w}_t$  and  $\hat{w}_t^V$  corresponding to (4) and (5) follow:  $\forall k \in [d]$

$$\hat{w}_{t+1}[k] = \hat{w}_t[k] - \frac{\beta m_t[k]}{\sum_{\tau=0}^t g_\tau^2[k]} g_t[k], \quad (7)$$

$$\hat{w}_{t+1}^V[k] = \hat{w}_t^V[k] - \frac{\beta m_t[k]}{\sum_{\tau=0}^t (g_\tau^V[k])^2} g_t^V[k] \quad (8)$$

with  $g_\tau = \varphi'_{i_\tau}(x_{i_\tau}^\top \hat{w}_\tau) x_{i_\tau}$  and  $g_\tau^V = \varphi'_{i_\tau}(x_{i_\tau}^\top V \hat{w}_\tau) V x_{i_\tau}$  for  $i_\tau$  chosen uniformly from  $[n]$ ,  $\tau = 0, 1, \dots, t$ ,  $t \geq 0$ . Moreover, updates (7) and (8) satisfy

$$\hat{w}_t = V \hat{w}_t^V, \quad V g_t = g_t^V, \quad f(\hat{w}_t) = f^V(\hat{w}_t^V)$$

for all  $t \geq 0$  when  $\hat{w}_0 = \hat{w}_0^V = 0 \in \mathbb{R}^d$ . Furthermore we have

$$\|g_t^V\|_{V^{-2}}^2 = \|g_t\|^2. \quad (9)$$

*Proof.* First, we will show  $\hat{w}_t = V \hat{w}_t^V$  and  $V g_t = g_t^V$  using induction. Note that for  $\tau = 1$  and  $k \in [d]$ , we get

$$\begin{aligned} \hat{w}_1[k] &= \frac{-\beta m_0[k] \varphi'_{i_0}(0) x_{i_0}[k]}{(\varphi'_{i_0}(0) x_{i_0}[k])^2} = \frac{-\beta m_0[k]}{\varphi'_{i_0}(0) x_{i_0}[k]}, \\ \hat{w}_1^V[k] &= \frac{-\beta m_0[k] \varphi'_{i_0}(0) V_{kk} x_{i_0}[k]}{(\varphi'_{i_0}(0) V_{kk} x_{i_0}[k])^2} = \frac{-\beta m_0[k]}{\varphi'_{i_0}(0) V_{kk} x_{i_0}[k]}. \end{aligned}$$

as  $\hat{w}_0 = \hat{w}_0^V = 0$ . Therefore, we have  $\forall k \in [d]$ ,  $\hat{w}_1[k] = V_{kk} \hat{w}_1^V[k]$ . This can be equivalently written as  $\hat{w}_1 = V \hat{w}_1^V$ , as  $V$  is a diagonal matrix. Then it is easy to check

$$\begin{aligned} V g_1 &= \varphi'_{i_1}(x_{i_1}^\top \hat{w}_1) V x_{i_1} \\ &= \varphi'_{i_1}(x_{i_1}^\top V \hat{w}_1^V) V x_{i_1} \\ &= g_1^V, \end{aligned} \quad (10)$$

where the second equality follows from  $\hat{w}_1 = V \hat{w}_1^V$ . Now, we assume the proposition holds for

<sup>4</sup>Sequence  $\{m_t\}_{t \geq 0}$  can depend on the problem but is assumed to be scale-invariant.

$\tau = 1, \dots, t$ . Then, we need to prove this proposition for  $\tau = t + 1$ . Note that, from (7) we have

$$\begin{aligned}\hat{w}_{t+1}[k] &= \hat{w}_t[k] - \frac{\beta m_t[k]}{\sum_{\tau=0}^t g_\tau^2[k]} g_t[k] \\ &= V_{kk} \hat{w}_t^V[k] - \frac{\beta m_t[k] V_{kk}^2}{\sum_{\tau=0}^t (g_\tau^V[k])^2} \frac{g_t^V[k]}{V_{kk}} \\ &= V_{kk} \hat{w}_{t+1}^V[k].\end{aligned}$$

Here, the second last equality follows from  $\hat{w}_\tau = V \hat{w}_\tau^V$  and  $V g_\tau = g_\tau^V \quad \forall \tau \in [t]$ , while the last equality holds due to (8). Therefore, we have  $\hat{w}_{t+1} = V \hat{w}_{t+1}^V$ . Then similar to (10) we get  $V g_{t+1} = g_{t+1}^V$  using  $\hat{w}_{t+1} = V \hat{w}_{t+1}^V$ . Again, using  $\hat{w}_t = V \hat{w}_t^V$ , we can rewrite  $f(\hat{w}_t)$  as follow

$$\begin{aligned}f(\hat{w}_t) &= \frac{1}{n} \sum_{i=1}^n \varphi_i(x_i^\top \hat{w}_t) \\ &= \frac{1}{n} \sum_{i=1}^n \varphi_i(x_i^\top V \hat{w}_t^V) \\ &= f^V(\hat{w}_t^V).\end{aligned}$$

The last equality follows from (5). This proves  $f(\hat{w}_t) = f^V(\hat{w}_t^V)$ . Finally using  $V g_t = g_t^V$  we get

$$\begin{aligned}\|g_t^V\|_{V^{-2}}^2 &= (g_t^V)^\top V^{-2} g_t^V \\ &= g_t^\top V V^{-2} V g_t \\ &= \|g_t\|^2.\end{aligned}$$

This completes the proof of Proposition 2.1. □

The Proposition 2.1 highlights that the update rule of the form (6) satisfies a scale-invariance property for GLMs.

**Design of KATE.** In order to construct an algorithm following the update rule (6), one may choose  $m_t[k] = 1 \quad \forall k \in [d]$ . However, the step size from (6) in this case may decrease very fast, and the resulting method does not necessarily converge. Therefore, we need a more aggressive choice of  $m_t$ , which grows with  $t$ . It motivates the construction of our algorithm **KATE** (Algorithm 1),<sup>5</sup> where we choose  $m_t[k] = \sqrt{\eta[k] b_t^2[k] + \sum_{\tau=0}^t \frac{g_\tau^2[k]}{b_\tau^2[k]}}$ . Note that the term  $\sum_{\tau=0}^t \frac{g_\tau^2[k]}{b_\tau^2[k]}$  is scale-invariant for GLMs (follows from Proposition 2.1). To make  $m_t$  scale-invariant, we choose  $\eta \in \mathbb{R}^d$  in the following way:

- $\underline{\eta \rightarrow 0}$ : When  $\eta$  is very small,  $m_t$  is also approximately scale-invariant for GLMs.
- $\underline{\eta = 1/(\nabla f(w_0))^2}$ : In this case  $\eta b_t^2 = b_t^2/(\nabla f(w_0))^2$  is scale-invariant for GLMs (follows from Proposition 2.1) as well as  $m_t$ .

**KATE** can be rewritten in the following coordinate form

$$w_{t+1}[k] = w_t[k] - \nu_t[k] g_t[k], \quad \forall k \in [d], \quad (11)$$

---

<sup>5</sup>Note that, for  $m_t = b_t \forall t$  we get the **AdaGrad** algorithm.

---

**Algorithm 1** KATE

---

**Require:** Initial point  $w_0 \in \mathbb{R}^d$ , step size  $\beta > 0, \eta \in \mathbb{R}_+^d$  and  $b_{-1}, m_{-1} = 0$ .

- 1: **for**  $t = 0, 1, \dots, T$  **do**
  - 2:   Compute  $g_t \in \mathbb{R}^d$  such that  $\mathbb{E}[g_t] = \nabla f(w_t)$ .
  - 3:    $b_t^2 = b_{t-1}^2 + g_t^2$
  - 4:    $m_t^2 = m_{t-1}^2 + \eta g_t^2 + \frac{g_t^2}{b_t^2}$
  - 5:    $w_{t+1} = w_t - \frac{\beta m_t}{b_t^2} g_t$
- 

where  $g_t$  is an unbiased estimator of  $\nabla f(w_t)$  and the per-coefficient step size  $\nu_t[k]$  is defined as

$$\nu_t[k] := \frac{\beta \sqrt{\eta[k] b_t^2[k] + \sum_{\tau=0}^t \frac{g_\tau^2[k]}{b_\tau^2[k]}}}{b_t^2[k]}. \quad (12)$$

Note that the numerator of the steps  $\nu_t[k]$  is increasing with iterations  $t$ . However, one of the crucial properties of this step size choice is that the steps always decrease with  $t$ , which we rely on in our convergence analysis.

**Lemma 2.2** (Decreasing step size). For  $\nu_t[k]$  defined in (11) we have

$$\nu_{t+1}[k] \leq \nu_t[k], \quad \forall k \in [d]. \quad (13)$$

### 3 Convergence Analysis

In this section, we present and discuss the convergence guarantees of KATE. In the first subsection, we list the assumptions made about the problem.

#### 3.1 Assumptions

In all our theoretical results, we assume that  $f$  is smooth as defined below.

**Assumption 3.1** ( $L$ -smooth). Function  $f$  is  $L$ -smooth, i.e. for all  $w, w' \in \mathbb{R}^d$

$$f(w') \leq f(w) + \langle \nabla f(w), w' - w \rangle + \frac{L}{2} \|w - w'\|^2. \quad (14)$$

This assumption is standard in the literature of adaptive methods [Li and Orabona, 2019, Ward et al., 2020, Liu et al., 2022]. Moreover, we assume that at any iteration  $t$  of KATE, we can access  $g_t$  — a noisy and unbiased estimate of  $\nabla f(w_t)$ . We also make the following assumption on the noise of the gradient estimate  $g_t$ .

**Assumption 3.2** (Bounded Variance). For fixed constant  $\sigma > 0$ , the variance of the stochastic gradient  $g_t$  (unbiased estimate of  $\nabla f(w_t)$ ) at any time  $t$  satisfies

$$\mathbb{E}_t \left[ \|g_t - \nabla f(w_t)\|^2 \right] \leq \sigma^2. \quad (\text{BV})$$

Bounded variance is a common assumption to study the convergence of stochastic gradient-based methods. Several assumptions on stochastic gradients are used in the literature to explore the

adaptive methods. [Ward et al. \[2020\]](#) used the [BV](#), while [Liu et al. \[2022\]](#) assumed the sub-Weibull noise, i.e.  $\mathbb{E} \left[ \exp(\|g_t - \nabla f(w_t)\|/\sigma)^{1/\theta} \right] \leq \exp(1)$  for some  $\theta > 0$ , to prove the convergence of [AdaGradNorm](#). [Li and Orabona \[2019\]](#) assumes sub-Gaussian ( $\theta = 1/2$  in sub-Weibull condition) noise to study a variant of [AdaGrad](#). However, sub-Gaussian noise is strictly stronger than [BV](#). Recently, [Faw et al. \[2022\]](#) analyzed [AdaGradNorm](#) under a more relaxed condition known as affine variance (i.e.  $\mathbb{E}_t \left[ \|g_t - \nabla f(w_t)\|^2 \right] \leq \sigma_0^2 + \sigma_1^2 \|\nabla f(w_t)\|^2$ ).

### 3.2 Main Results

In this section, we cover the main convergence guarantees of [KATE](#) for both deterministic and stochastic setups.

**Deterministic setting.** We first present our results for the deterministic setting. In this setting, we consider the gradient estimate to have no noise (i.e.  $\sigma^2 = 0$ ) and  $g_t = \nabla f(w_t)$ . The main result in this setting is summarized below.

**Theorem 3.3.** Suppose  $f$  satisfy Assumption [3.1](#) and  $g_t = \nabla f(w_t)$ . Moreover,  $\beta > 0$  and  $\eta[k] > 0$  are chosen such that  $\nu_0[k] \leq \frac{1}{L}$  for all  $k \in [d]$ . Then the iterates of [KATE](#) satisfies

$$\min_{t \leq T} \|\nabla f(w_t)\|^2 \leq \frac{\left( \frac{2(f(w_0) - f_*)}{\sqrt{\eta_0} \beta} + \sum_{k=1}^d b_0[k] \right)^2}{T + 1},$$

where  $\eta_0 := \min_{k \in [d]} \eta[k]$ .

**Discussion on Theorem 3.3.** Theorem [3.3](#) establishes an  $\mathcal{O}(1/T)$  convergence rate for [KATE](#), which is optimal for finding a first-order stationary point of a non-convex problem [[Carmon et al., 2020](#)]. However, this result is not parameter-free. To prove the convergence, we assume that  $\nu_0[k] \leq \frac{1}{L}$ ,  $\forall k \in [d]$  in Theorem [3.3](#), which is equivalent to  $\beta \sqrt{1 + \eta_0 (\nabla_k f(w_0))^2} \leq (\nabla_k f(w_0))^2 / L$ ,  $\forall k \in [d]$ . Note that the later condition holds for sufficiently small (dependent on  $L$ ) values of  $\beta, \eta_0 > 0$ .

However, it is possible to derive a parameter-free version of Theorem [3.3](#). Indeed, Lemma [2.2](#) implies that the step sizes are decreasing. Therefore, we can break down the analysis of [KATE](#) into two phases: Phase I when  $\nu_0[k] > 1/L$  and Phase II when  $\nu_0[k] \leq 1/L$ , when the current analysis works, and then follow the proof techniques of [Ward et al. \[2020\]](#) and [Xie et al. \[2020\]](#). We leave this extension as a possible future direction of our work.

**Stochastic setting.** Next, we present the convergence guarantees for [KATE](#) in the stochastic case, when we can access an unbiased gradient estimate  $g_t$  with non-zero noise.

**Theorem 3.4.** Suppose  $f$  satisfy Assumption [3.1](#) and  $g_t$  is an unbiased estimator of  $\nabla f(w_t)$  such that [BV](#) holds. Moreover, we assume  $\|\nabla f(w_t)\|^2 \leq \gamma^2$  for all  $t$ . Then the iterates of [KATE](#) satisfy

$$\min_{t \leq T} \mathbb{E} [\|\nabla f(w_t)\|] \leq \left( \frac{\|g_0\|}{T} + \frac{2(\gamma + \sigma)}{\sqrt{T}} \right)^{1/2} \sqrt{\frac{2\mathcal{C}_f}{\beta \sqrt{\eta_0}}},$$



where  $\eta_0 := \min_{k \in [d]} \eta[k]$  and

$$\begin{aligned} \mathcal{C}_f &:= f(w_0) - f_* + 2\beta\sigma \sum_{k=1}^d \sqrt{\eta[k]} \log \left( \frac{e(\sigma^2 + \gamma^2)T}{g_0^2[k]} \right) \\ &\quad + \sum_{k=1}^d \left( \frac{\beta^2 \eta[k] L}{2} + \frac{\beta^2 L}{2g_0^2[k]} \right) \log \left( \frac{e(\sigma^2 + \gamma^2)T}{g_0^2[k]} \right). \end{aligned}$$

**Comparison with prior work.** Theorem 3.4 shows an  $\mathcal{O}(\log^{1/2} T/T^{1/4})$  convergence rate for **KATE** with respect to the metric  $\min_{t \leq T} \mathbb{E} [\|\nabla f(w_t)\|]$  for the stochastic setting. Note that, in the stochastic setting, **KATE** achieves a slower rate than Theorem 3.3 due to noise accumulation. Up to the logarithmic factor, this rate is optimal [Arjevani et al., 2023]. Similar rates for the same metric follow from the results<sup>6</sup> of [Défossez et al., 2020] for **AdaGrad** and **Adam**.

Finally, Li and Orabona [2019] considers a variant of **AdaGrad** closely related to **KATE**:

$$w_{t+1} = w_t - \frac{\beta g_t}{\left( \text{diag} \left( \Delta I + \sum_{\tau=1}^{t-1} g_\tau g_\tau^\top \right) \right)^{\frac{1}{2} + \varepsilon}}, \quad (15)$$

for some  $\varepsilon \in [0, 1/2)$  and  $\Delta > 0$ . It differs from **AdaGrad** in two key aspects: the denominator of the stepsize does not contain the last stochastic gradient, and also, instead of the square root of the sum of squared gradients, this sum is taken in the power of  $1/2 + \varepsilon$ . However, the results from Li and Orabona [2019] do not imply convergence for the case of  $\varepsilon$ , which is expected since, in this case, the stepsize converges to zero too quickly in general. To compensate for such a rapid decrease, in **KATE**, we introduce an increasing sequence  $m_t$  in the numerator of the stepsize.

**Proof technique.** Compared to the **AdaGrad**, **KATE** uses more aggressive steps (the larger numerator of **KATE** due to the extra term  $\sum_{\tau=0}^t g_\tau^2[k]/b_\tau^2[k]$ ). Therefore, we expect **KATE** to have better empirical performance. However, introducing  $\sum_{\tau=0}^t g_\tau^2[k]/b_\tau^2[k]$  in the numerator raises additional technical difficulties in the proof technique. Fortunately, as we rigorously show, the **KATE** steps  $\nu_t[k]$  retain some of the critical properties of **AdaGrad** steps. For instance, they (i) are lower bounded by **AdaGrad** steps up to a constant, (ii) decrease with iteration  $t$  (Lemma 2.2), and (iii) have closed-form upper bounds for  $\sum_{t=0}^T \nu_t^2[k] g_t^2[k]$ . These are indeed the primary building blocks of our proof technique.

## 4 Numerical Experiments

In this section, we implement **KATE** in several machine learning tasks to evaluate its performance. The code to reproduce our results can be found at <https://github.com/nazyia/KATE>.

### 4.1 Logistic Regression

In this section, we consider the logistic regression model

$$\min_{w \in \mathbb{R}^d} f(w) = \frac{1}{n} \sum_{i=1}^n \log \left( 1 + \exp \left( -y_i x_i^\top w \right) \right), \quad (16)$$

to elaborate on the scale-invariance and robustness of **KATE** for various initializations.

<sup>6</sup>Défossez et al. [2020] derive  $\mathcal{O}(\log T/\sqrt{T})$  convergence rates for **AdaGrad** and **Adam** in terms of  $\min_{t \leq T} \mathbb{E} [\|\nabla f(w_t)\|^2]$  which is not smaller than  $\min_{t \leq T} (\mathbb{E} [\|\nabla f(w_t)\|])^2$ .

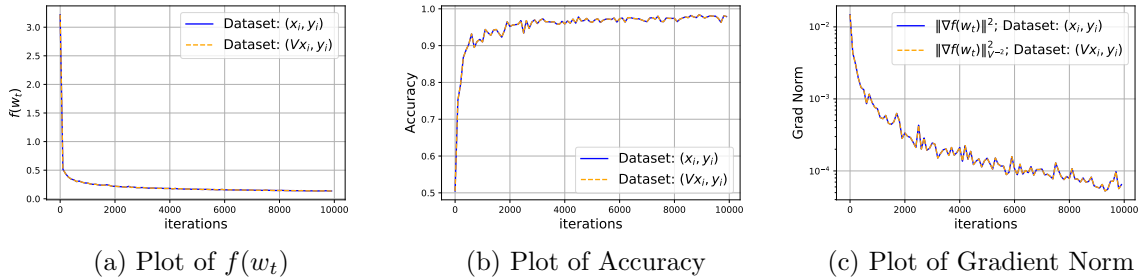


Figure 1: Comparison of **KATE** on scaled and un-scaled data. Figures 1a, and 1b plot the functional value  $f(w_t)$  and accuracy on scaled and unscaled data, respectively. Figure 1c plots  $\|\nabla f(w_t)\|^2$  and  $\|\nabla f(w_t)\|_{V^{-2}}^2$  for unscaled and scaled data respectively.

**Synthetic data.** To conduct this experiment, we set the total number of samples to 1000 (i.e.  $n = 1000$ ). Here, we simulate the independent vectors  $x_i \in \mathbb{R}^{20}$  such that each entry is from  $\mathcal{N}(0, 1)$ . Moreover, we generate a diagonal matrix  $V \in \mathbb{R}^{20 \times 20}$  such that  $\log V_{kk} \stackrel{\text{iid}}{\sim} \text{Unif}(-10, 10)$ ,  $\forall k \in [20]$ . Similarly, we generate  $w^* \in \mathbb{R}^{20}$  with each component from  $\mathcal{N}(0, 1)$  and set the labels

$$y_i = \begin{cases} 1 & x_i^\top V w^* \geq 0, \\ -1 & x_i^\top V w^* < 0 \end{cases} \quad \forall i \in [n].$$

#### 4.1.1 Scale Invariance

In this experiment, we implement **KATE** on problems (4) (for unscaled data) and (5) (for scaled data) with  $\varphi_i(z) = \log(1 + \exp(-y_i z))$ . We run **KATE** for 10,000 iterations with mini-batch size 10,  $\eta = 1/(\nabla f(w_0))^2$  and plot functional value  $f(w_t)$  and accuracy in Figures 1a and 1b. We use the proportion of correctly classified samples to compute accuracy, i.e.  $\frac{1}{n} \sum_{i=1}^n \mathbf{1}_{\{y_i x_i^\top w_t \geq 0\}}$ . In plots 1a and 1b, the functional value and accuracy of **KATE** coincide, which aligns with our theoretical findings (Proposition 2.1). Figure 1c plots  $\|\nabla f(w_t)\|^2$  and  $\|\nabla f(w_t)\|_{V^{-2}}^2$  for unscaled and scaled data respectively. Here, (9) explains the identical values taken by the corresponding gradient norms of **KATE** iterates for the scaled and unscaled data.

#### 4.1.2 Robustness of KATE

We compare **KATE**'s performance with four other algorithms: **AdaGrad**, **AdaGradNorm**, **SGD-decay** and **SGD-constant**, similar to the section 5.1 of Ward et al. [2020]. For each algorithm, we initialize with  $w_0 = 0 \in \mathbb{R}^{20}$  and independently draw a sample of mini-batch size 10 to update the weight vector  $w_t$ . We compare the algorithms • **AdaGrad** with step size  $\frac{\beta}{\sqrt{\Delta + \sum_{\tau=0}^t g_\tau^2}}$ , • **AdaGradNorm** with step size  $\frac{\beta}{\sqrt{\Delta + \sum_{\tau=0}^t \|g_\tau\|^2}}$ , • **SGD-decay** with step size  $\beta/\Delta\sqrt{t+1}$ , and • **SGD-constant** with step size  $\beta/\Delta$ . Similarly, for **KATE** we use step size  $\frac{\beta m_t}{b_t^2}$  where  $m_t^2 = \eta b_t^2 + \sum_{\tau=0}^t g_\tau^2/b_\tau^2$  and  $b_t^2 = \Delta + \sum_{\tau=0}^t g_\tau^2$ . Here, we choose  $\beta = f(w_0) - f(w^*)$  and vary  $\Delta$  in  $\{10^{-8}, 10^{-6}, 10^{-4}, 10^{-2}, 1, 10^2, 10^4, 10^6, 10^8\}$ .

In Figures 2a, 2b, and 2c, we plot the functional value  $f(w_t)$  (on the  $y$ -axis) after  $10^4$ ,  $5 \times 10^4$ , and  $10^5$  iterations, respectively. In theory, the convergence of **SGD** requires the knowledge of smoothness constant  $L$ . Therefore, when the  $\Delta$  is small (hence the stepsize is large), **SGD-decay** and **SGD-constant** diverge. However, the adaptive algorithms **KATE**, **AdaGrad**, and **AdaGradNorm** can auto-tune themselves and converge for a wide range of  $\Delta$ s (even when the  $\Delta$  is too

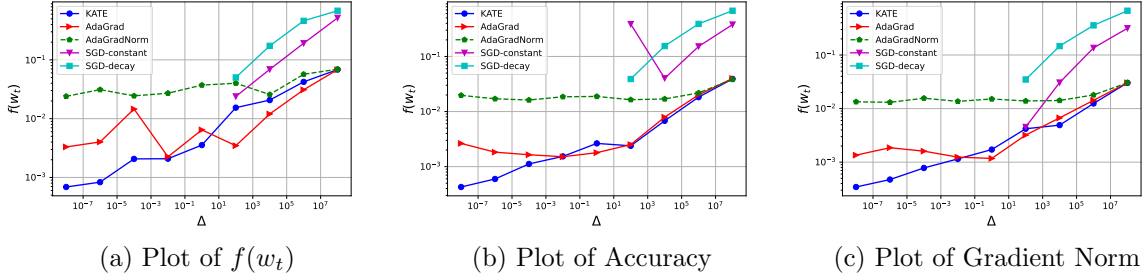


Figure 2: Comparison of **KATE** with **AdaGrad**, **AdaGradNorm**, **SGD-decay** and **SGD-constant** for different values of  $\Delta$  (on  $x$ -axis for logistic regression model). Figure 2a, 2b and 2c plots the functional value  $f(w_t)$  (on  $y$ -axis) after  $10^4$ ,  $5 \times 10^4$ , and  $10^5$  iterations respectively.

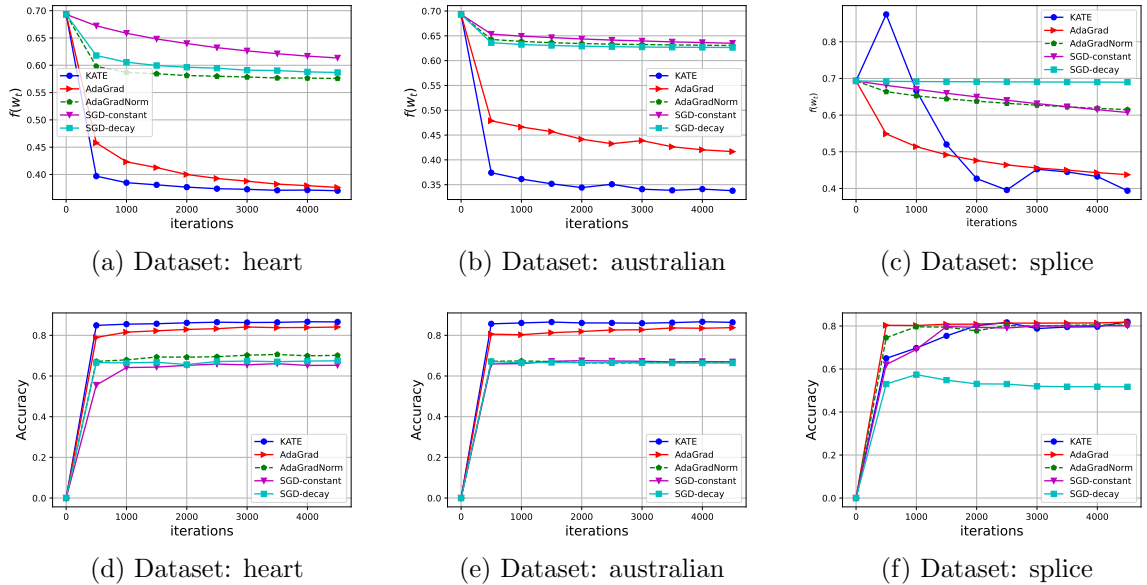


Figure 3: Comparison of **KATE** with **AdaGrad**, **AdaGradNorm**, **SGD-decay** and **SGD-constant** on datasets heart, australian, and splice from **LIBSVM**. Figures 3a, 3b and 3c plot the functional value  $f(w_t)$ , while 3d, 3e and 3f plot the accuracy on  $y$ -axis for 5,000 iterations.

small). As we observe in Figure 2, when the  $\Delta$  is small, **KATE** outperforms all other algorithms. For instance, when  $\Delta = 10^{-8}$ , **KATE** achieves a functional value of  $10^{-3}$  after only  $10^4$  iterations (see Figure 2a), while other algorithms fail to achieve this even after  $10^5$  iterations (see Figure 2c). Furthermore, **KATE** performs as well as **AdaGrad** and better than other algorithms when the  $\Delta$  is large. *In particular, this experiment highlights that **KATE** is robust to initialization  $\Delta$ .*

### 4.1.3 Performance of **KATE** on Real Data

In this section, we examine **KATE**'s performance on real data. We test **KATE** on three datasets: heart, australian, and splice from the **LIBSVM** library. The response variables  $y_i$  of each of these datasets contain two classes, and we use them for binary classification tasks using a logistic regression model (16). We take  $\eta = 1/(\nabla f(w_0))^2$  for **KATE** and tune  $\beta$  in all the experiments. For tuning  $\beta$ , we do a grid search on the list  $\{10^{-10}, 10^{-8}, 10^{-6}, 10^{-4}, 10^{-2}, 1\}$ . Similarly, we tune stepsizes for other algorithms. We take 5 trials for each of these algorithms and plot the mean

of their trajectories.

We plot the functional value  $f(w_t)$  (i.e. loss function) in Figures 3a, 3b and 3c, whereas Figures 3d, 3e and 3f plot the corresponding accuracy of the weight vector  $w_t$  on the  $y$ -axis for 5,000 iterations. We observe that **KATE** performs superior to all other algorithms, even on real datasets.

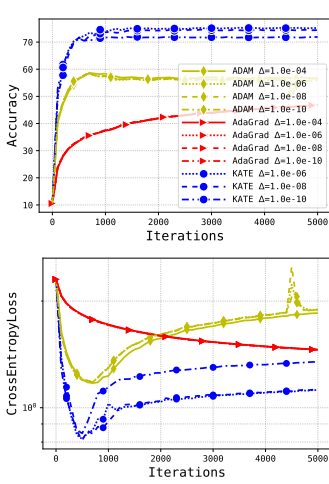


Figure 4: CIFAR10:  $\eta = 0$

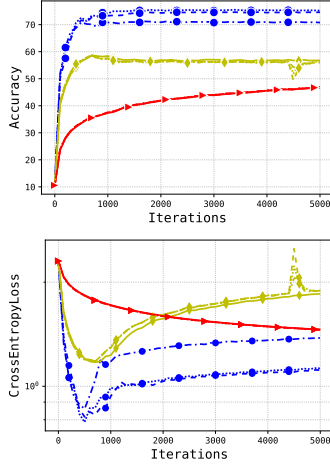


Figure 5: CIFAR10:  $\eta = 0.001$

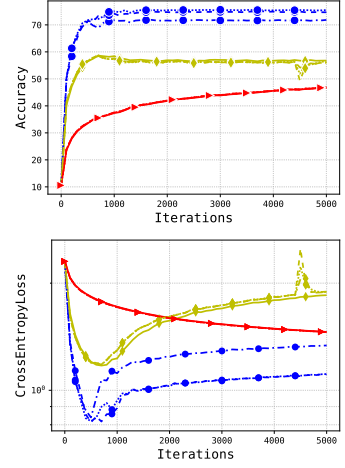


Figure 6: CIFAR10:  $\eta = 0.1$

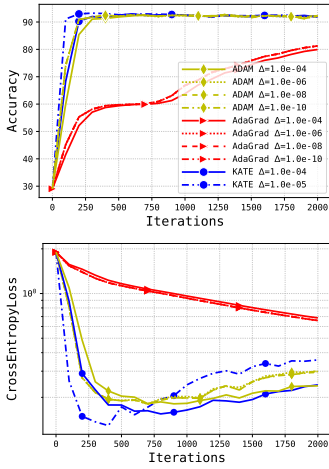


Figure 7: Emotion:  $\eta = 0$

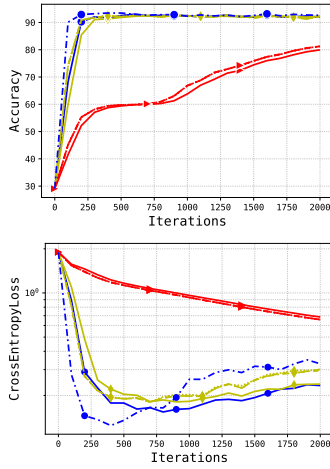


Figure 8: Emotion:  $\eta = 0.001$

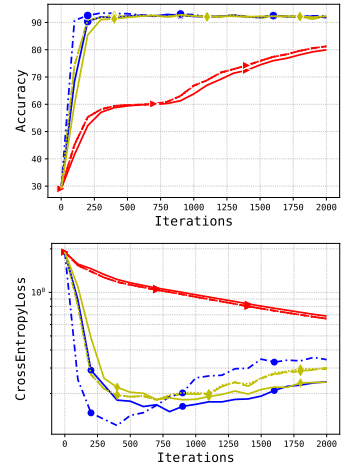


Figure 9: Emotion:  $\eta = 0.1$

## 4.2 Training of Neural Networks

In this section, we compare the performance of **KATE**, **AdaGrad** and **Adam** on two tasks, i.e. training ResNet18 [He et al., 2016] on the CIFAR10 dataset [Krizhevsky and Hinton, 2009] and BERT [Devlin et al., 2018] fine-tuning on the emotions dataset [Saravia et al., 2018] from the Hugging Face Hub. We choose standard parameters for **Adam** ( $\beta_1 = 0.9$  and  $\beta_2 = 0.999$ ) that are default values in PyTorch and select the learning rate of  $10^{-5}$  for all considered methods. We run **KATE** with different values of  $\eta \in \{0, 10^{-1}, 10^{-2}\}$ . For the image classification task,

we normalize the images (similar to Horváth and Richtárik [2020]) and use a mini-batch size of 500. For the BERT fine-tuning, we use a mini-batch size 160 for all methods.

Figures 4-9 report the evolution of top-1 accuracy and cross-entropy loss (on the  $y$ -axis) calculated on the test data. For the image classification task, we observe that KATE with different choices of  $\eta$  outperforms Adam and AdaGrad. Finally, we also observe that KATE performs comparably to Adam on the BERT fine-tuning task and is better than AdaGrad. These preliminary results highlight the potential of KATE to be applied for training neural networks for different tasks.

## References

- A. Agresti. *Foundations of linear and generalized linear models*. John Wiley & Sons, 2015.
- Y. Arjevani, Y. Carmon, J. C. Duchi, D. J. Foster, N. Srebro, and B. Woodworth. Lower bounds for non-convex stochastic optimization. *Mathematical Programming*, 199(1-2):165–214, 2023.
- Y. Carmon, J. C. Duchi, O. Hinder, and A. Sidford. Lower bounds for finding stationary points i. *Mathematical Programming*, 184(1-2):71–120, 2020.
- A. Defazio and K. Mishchenko. Learning-rate-free learning by D-adaptation. *arXiv preprint arXiv:2301.07733*, 2023.
- A. Défossez, L. Bottou, F. Bach, and N. Usunier. A simple convergence proof of adam and adagrad. *arXiv preprint arXiv:2003.02395*, 2020.
- J. Devlin, M.-W. Chang, K. Lee, and K. Toutanova. BERT: Pre-training of deep bidirectional transformers for language understanding. *arXiv preprint arXiv:1810.04805*, 2018.
- R. D’Orazio, N. Loizou, I. Laradji, and I. Mitliagkas. Stochastic mirror descent: Convergence analysis and adaptive variants via the mirror stochastic polyak stepsize. *arXiv preprint arXiv:2110.15412*, 2021.
- J. Duchi, E. Hazan, and Y. Singer. Adaptive subgradient methods for online learning and stochastic optimization. *Journal of machine learning research*, 12(7), 2011.
- M. Faw, I. Tziotis, C. Caramanis, A. Mokhtari, S. Shakkottai, and R. Ward. The power of adaptivity in sgd: Self-tuning step sizes with unbounded gradients and affine variance. In *Conference on Learning Theory*, pages 313–355. PMLR, 2022.
- E. L. Frome. The analysis of rates using poisson regression models. *Biometrics*, pages 665–674, 1983.
- R. M. Gower, A. Defazio, and M. Rabbat. Stochastic polyak stepsize with a moving target. *arXiv preprint arXiv:2106.11851*, 2021.
- K. He, X. Zhang, S. Ren, and J. Sun. Deep residual learning for image recognition. In *Proceedings of the IEEE conference on computer vision and pattern recognition*, pages 770–778, 2016.
- S. Horváth and P. Richtárik. A better alternative to error feedback for communication-efficient distributed learning. *arXiv preprint arXiv:2006.11077*, 2020.
- D. W. Hosmer Jr, S. Lemeshow, and R. X. Sturdivant. *Applied logistic regression*, volume 398. John Wiley & Sons, 2013.
- D. P. Kingma and J. Ba. Adam: A method for stochastic optimization. *arXiv preprint arXiv:1412.6980*, 2014.
- A. Krizhevsky and G. Hinton. Learning multiple layers of features from tiny images. 2009.
- S. Li, W. J. Swartworth, M. Takáč, D. Needell, and R. M. Gower. Sp2: A second order stochastic polyak method. *arXiv preprint arXiv:2207.08171*, 2022.
- X. Li and F. Orabona. On the convergence of stochastic gradient descent with adaptive stepsizes. In *The 22nd international conference on artificial intelligence and statistics*, pages 983–992. PMLR, 2019.
- Z. Liu, T. D. Nguyen, A. Ene, and H. L. Nguyen. On the convergence of adagrad on  $\mathbb{R}^d$ : Beyond convexity, non-asymptotic rate and acceleration. *arXiv preprint arXiv:2209.14827*, 2022.
- N. Loizou, S. Vaswani, I. H. Laradji, and S. Lacoste-Julien. Stochastic polyak step-size for sgd: An adaptive learning rate for fast convergence. In *International Conference on Artificial Intelligence and Statistics*, pages 1306–1314. PMLR, 2021.

- H. B. McMahan and M. Streeter. Adaptive bound optimization for online convex optimization. *arXiv preprint arXiv:1002.4908*, 2010.
- K. Mishchenko and A. Defazio. Prodigy: An expeditiously adaptive parameter-free learner. *arXiv preprint arXiv:2306.06101*, 2023.
- J. A. Nelder and R. W. Wedderburn. Generalized linear models. *Journal of the Royal Statistical Society Series A: Statistics in Society*, 135(3):370–384, 1972.
- A. M. Oberman and M. Prazeres. Stochastic gradient descent with polyak’s learning rate. *arXiv preprint arXiv:1903.08688*, 2019.
- A. Orvieto, S. Lacoste-Julien, and N. Loizou. Dynamics of sgd with stochastic polyak stepsizes: Truly adaptive variants and convergence to exact solution. *Advances in Neural Information Processing Systems*, 35:26943–26954, 2022.
- B. T. Polyak. Minimization of unsmooth functionals. *USSR Computational Mathematics and Mathematical Physics*, 9(3):14–29, 1969.
- S. J. Reddi, S. Kale, and S. Kumar. On the convergence of adam and beyond. *arXiv preprint arXiv:1904.09237*, 2019.
- H. Robbins and S. Monro. A stochastic approximation method. *The annals of mathematical statistics*, pages 400–407, 1951.
- E. Saravia, H.-C. T. Liu, Y.-H. Huang, J. Wu, and Y.-S. Chen. CARER: Contextualized affect representations for emotion recognition. In *Proceedings of the 2018 Conference on Empirical Methods in Natural Language Processing*, pages 3687–3697, Brussels, Belgium, Oct.-Nov. 2018. Association for Computational Linguistics. doi: 10.18653/v1/D18-1404. URL <https://www.aclweb.org/anthology/D18-1404>.
- S. Shalev-Shwartz and S. Ben-David. *Understanding machine learning: From theory to algorithms*. Cambridge university press, 2014.
- Z. Shi, A. Sadiev, N. Loizou, P. Richtárik, and M. Takáč. AI-SARAH: Adaptive and implicit stochastic recursive gradient methods. *Transactions on Machine Learning Research*, 2023. ISSN 2835-8856. URL <https://openreview.net/forum?id=WoXJFsJ6Zw>.
- T. Tieleman and G. Hinton. Rmsprop: Divide the gradient by a running average of its recent magnitude. coursera: Neural networks for machine learning. *COURSERA Neural Networks Mach. Learn*, 17, 2012.
- R. Ward, X. Wu, and L. Bottou. Adagrad stepsizes: Sharp convergence over nonconvex landscapes. *The Journal of Machine Learning Research*, 21(1):9047–9076, 2020.
- Y. Xie, X. Wu, and R. Ward. Linear convergence of adaptive stochastic gradient descent. In *International conference on artificial intelligence and statistics*, pages 1475–1485. PMLR, 2020.

# Supplementary Material

We organize the Supplementary Material as follows: Section A presents some technical lemmas required for our analysis. In section B, we provide the proofs for the main results of our work.

## Contents

<b>1</b>	<b>Introduction</b>	<b>1</b>
1.1	Related Work	2
1.2	Main Contribution	3
1.3	Notation	4
<b>2</b>	<b>Motivation and Algorithm Design</b>	<b>4</b>
<b>3</b>	<b>Convergence Analysis</b>	<b>7</b>
3.1	Assumptions	7
3.2	Main Results	8
<b>4</b>	<b>Numerical Experiments</b>	<b>9</b>
4.1	Logistic Regression	9
4.1.1	Scale Invariance	10
4.1.2	Robustness of KATE	10
4.1.3	Performance of KATE on Real Data	11
4.2	Training of Neural Networks	12
<b>A</b>	<b>Technical Lemmas</b>	<b>17</b>
<b>B</b>	<b>Proof of Main Results</b>	<b>21</b>
B.1	Proof of Lemma 2.2	21
B.2	Proof of Theorem 3.3	22
B.3	Proof of Theorem 3.4	24



## A Technical Lemmas

**Lemma A.1** (AM-GM). For  $\lambda > 0$  we have

$$ab \leq \frac{\lambda}{2}a^2 + \frac{1}{2\lambda}b^2. \quad (17)$$

**Lemma A.2** (Cauchy-Schwarz Inequality). For  $a_1, \dots, a_n, b_1, \dots, b_n \in \mathbb{R}$  we have

$$\left( \sum_{i=1}^n a_i^2 \right) \left( \sum_{i=1}^n b_i^2 \right) \geq \left( \sum_{i=1}^n a_i b_i \right)^2. \quad (18)$$

**Lemma A.3** (Holder's Inequality). Suppose  $X, Y$  are two random variables and  $p, q > 1$  satisfy  $\frac{1}{p} + \frac{1}{q} = 1$ . Then

$$\mathbb{E}(|XY|) \leq (\mathbb{E}(|X|^p))^{\frac{1}{p}} (\mathbb{E}(|Y|^q))^{\frac{1}{q}}. \quad (19)$$

**Lemma A.4** (Jensen's Inequality). For a convex function  $g : \mathbb{R}^d \rightarrow \mathbb{R}$  and a random variable  $X$  such that  $\mathbb{E}(\Psi(X))$  and  $\Psi(\mathbb{E}(X))$  are finite, we have

$$\Psi(\mathbb{E}(X)) \leq \mathbb{E}(\Psi(X)). \quad (20)$$

**Lemma A.5.** For  $a_1, a_2, \dots, a_n \geq 0$  and  $b_1, b_2, \dots, b_n > 0$  we have

$$\sum_{i=1}^n \frac{a_i}{\sqrt{b_i}} \geq \frac{\sum_{i=1}^n a_i}{\sqrt{\sum_{i=1}^n b_i}}. \quad (21)$$

*Proof.* Expanding the LHS of (21) we get

$$\begin{aligned} \left( \sum_{i=1}^n \frac{a_i}{\sqrt{b_i}} \right)^2 &= \sum_{i=1}^n \frac{a_i^2}{b_i} + 2 \sum_{i \neq j} \frac{a_i a_j}{\sqrt{b_i b_j}} \\ &\geq \sum_{i=1}^n \frac{a_i^2}{b_i}. \end{aligned} \quad (22)$$

The last inequality follows from  $\frac{a_i}{\sqrt{b_i}} \geq 0$  for all  $i \in [n]$ . Now, using Cauchy-Schwarz Inequality (18), we have

$$\left( \sum_{i=1}^n \frac{a_i^2}{b_i} \right) \left( \sum_{i=1}^n b_i \right) \geq \left( \sum_{i=1}^n a_i \right)^2. \quad (23)$$

Then combining (22) and (23), we get

$$\left( \sum_{i=1}^n \frac{a_i}{\sqrt{b_i}} \right)^2 \left( \sum_{i=1}^n b_i \right) \geq \left( \sum_{i=1}^n a_i \right)^2.$$

Finally dividing both sides by  $\sum_{i=1}^n b_i$  and taking square root we get the desired result.  $\square$

**Lemma A.6.** For  $k \in [d]$  and  $t \geq 1$  we have

$$\mathbb{E}_t \left[ \left( \frac{\beta \sqrt{\eta[k]}}{\sqrt{b_{t-1}^2[k] + (\nabla_k f(w_t))^2 + \sigma^2}} - \nu_t[k] \right) \nabla_k f(w_t) g_t[k] \right] \leq \frac{\beta \sqrt{\eta[k]} (\nabla_k f(w_t))^2}{2\sqrt{b_{t-1}^2[k] + (\nabla_k f(w_t))^2 + \sigma^2}} + 2\beta \sqrt{\eta[k]} \sigma \mathbb{E}_t \left[ \frac{g_t^2[k]}{b_t^2[k]} \right] \quad (24)$$

*Proof.* Note that, using  $\nu_t[k] \geq \frac{\beta \sqrt{\eta[k]}}{b_t[k]}$  we have

$$\begin{aligned} & \frac{\beta \sqrt{\eta[k]}}{\sqrt{b_{t-1}^2[k] + (\nabla_k f(w_t))^2 + \sigma^2}} - \nu_t[k] \\ & \leq \beta \sqrt{\eta[k]} \left( \frac{1}{\sqrt{b_{t-1}^2[k] + (\nabla_k f(w_t))^2 + \sigma^2}} - \frac{1}{b_t[k]} \right) \\ & = \beta \sqrt{\eta[k]} \left( \frac{b_t^2[k] - b_{t-1}^2[k] - (\nabla_k f(w_t))^2 - \sigma^2}{b_t[k] \sqrt{b_{t-1}^2[k] + (\nabla_k f(w_t))^2 + \sigma^2} \left( b_t[k] + \sqrt{b_{t-1}^2[k] + (\nabla_k f(w_t))^2 + \sigma^2} \right)} \right) \\ & = \beta \sqrt{\eta[k]} \left( \frac{g_t^2[k] - (\nabla_k f(w_t))^2 - \sigma^2}{b_t[k] \sqrt{b_{t-1}^2[k] + (\nabla_k f(w_t))^2 + \sigma^2} \left( b_t[k] + \sqrt{b_{t-1}^2[k] + (\nabla_k f(w_t))^2 + \sigma^2} \right)} \right) \\ & = \beta \sqrt{\eta[k]} \left( \frac{(g_t[k] + \nabla_k f(w_t)) (g_t[k] - \nabla_k f(w_t)) - \sigma^2}{b_t[k] \sqrt{b_{t-1}^2[k] + (\nabla_k f(w_t))^2 + \sigma^2} \left( b_t[k] + \sqrt{b_{t-1}^2[k] + (\nabla_k f(w_t))^2 + \sigma^2} \right)} \right) \\ & \leq \frac{\beta \sqrt{\eta[k]} |(g_t[k] + \nabla_k f(w_t)) (g_t[k] - \nabla_k f(w_t))|}{b_t[k] \sqrt{b_{t-1}^2[k] + (\nabla_k f(w_t))^2 + \sigma^2} \left( b_t[k] + \sqrt{b_{t-1}^2[k] + (\nabla_k f(w_t))^2 + \sigma^2} \right)} \\ & \quad + \frac{\beta \sqrt{\eta[k]} \sigma^2}{b_t[k] \sqrt{b_{t-1}^2[k] + (\nabla_k f(w_t))^2 + \sigma^2} \left( b_t[k] + \sqrt{b_{t-1}^2[k] + (\nabla_k f(w_t))^2 + \sigma^2} \right)} \\ & \leq \frac{\beta \sqrt{\eta[k]} |g_t[k] - \nabla_k f(w_t)|}{b_t[k] \sqrt{b_{t-1}^2[k] + (\nabla_k f(w_t))^2 + \sigma^2}} + \frac{\beta \sqrt{\eta[k]} \sigma}{b_t[k] \sqrt{b_{t-1}^2[k] + (\nabla_k f(w_t))^2 + \sigma^2}}. \end{aligned} \quad (25)$$

Note that the second last inequality follows from the use of triangle inequality in the following way

$$\begin{aligned} (g_t[k] + \nabla_k f(w_t)) (g_t[k] - \nabla_k f(w_t)) - \sigma^2 & \leq |(g_t[k] + \nabla_k f(w_t)) (g_t[k] - \nabla_k f(w_t)) - \sigma^2| \\ & \leq |(g_t[k] + \nabla_k f(w_t)) (g_t[k] - \nabla_k f(w_t))| + \sigma^2, \end{aligned}$$

while the last inequality follows from

$$\begin{aligned} b_t[k] + \sqrt{b_{t-1}^2[k] + (\nabla_k f(w_t))^2 + \sigma^2} & \geq |g_t[k]| + |\nabla_k f(w_t)| \geq |g_t[k] + \nabla_k f(w_t)|, \\ b_t[k] + \sqrt{b_{t-1}^2[k] + (\nabla_k f(w_t))^2 + \sigma^2} & \geq \sigma. \end{aligned}$$

Then from (25) we have

$$\begin{aligned}
& \mathbb{E}_t \left[ \left( \frac{\beta \sqrt{\eta[k]}}{\sqrt{b_{t-1}^2[k] + (\nabla_k f(w_t))^2 + \sigma^2}} - \nu_t[k] \right) \nabla_k f(w_t) g_t[k] \right] \\
& \leq \underbrace{\beta \sqrt{\eta[k]} \mathbb{E}_t \left[ \frac{|g_t[k] - \nabla_k f(w_t)| |\nabla_k f(w_t)| |g_t[k]|}{b_t[k] \sqrt{b_{t-1}^2[k] + (\nabla_k f(w_t))^2 + \sigma^2}} \right]}_{\text{term I}} \\
& \quad + \underbrace{\beta \sqrt{\eta[k]} \mathbb{E}_t \left[ \frac{\sigma |\nabla_k f(w_t)| |g_t[k]|}{b_t[k] \sqrt{b_{t-1}^2[k] + (\nabla_k f(w_t))^2 + \sigma^2}} \right]}_{\text{term II}}. \tag{26}
\end{aligned}$$

For term I in (26), we use Lemma A.1 with

$$\begin{aligned}
\lambda &= \frac{2\sigma^2}{\sqrt{b_{t-1}^2[k] + (\nabla_k f(w_t))^2 + \sigma^2}}, \\
a &= \frac{|g_t[k]|}{b_t[k]}, \\
b &= \frac{|g_t[k] - \nabla_k f(w_t)| |\nabla_k f(w_t)|}{\sqrt{b_{t-1}^2[k] + (\nabla_k f(w_t))^2 + \sigma^2}},
\end{aligned}$$

to get

$$\begin{aligned}
& \beta \sqrt{\eta[k]} \mathbb{E}_t \left[ \frac{|g_t[k] - \nabla_k f(w_t)| |\nabla_k f(w_t)| |g_t[k]|}{b_t[k] \sqrt{b_{t-1}^2[k] + (\nabla_k f(w_t))^2 + \sigma^2}} \right] \\
& \leq \frac{\beta \sqrt{\eta[k]} \sqrt{b_{t-1}^2[k] + (\nabla_k f(w_t))^2 + \sigma^2}}{4\sigma^2} \frac{(\nabla_k f(w_t))^2 \mathbb{E}_t [g_t[k] - \nabla_k f(w_t)]^2}{b_{t-1}^2[k] + (\nabla_k f(w_t))^2 + \sigma^2} \\
& \quad + \frac{\beta \sqrt{\eta[k]} \sigma^2}{\sqrt{b_{t-1}^2[k] + (\nabla_k f(w_t))^2 + \sigma^2}} \mathbb{E}_t \left[ \frac{g_t^2[k]}{b_t^2[k]} \right] \\
& \leq \frac{\beta \sqrt{\eta[k]} (\nabla_k f(w_t))^2}{4\sqrt{b_{t-1}^2[k] + (\nabla_k f(w_t))^2 + \sigma^2}} + \beta \sqrt{\eta[k]} \sigma \mathbb{E}_t \left[ \frac{g_t^2[k]}{b_t^2[k]} \right]. \tag{27}
\end{aligned}$$

The last inequality follows from BV. Similarly, we again use Lemma A.1 with

$$\begin{aligned}
\lambda &= \frac{2}{\sqrt{b_{t-1}^2[k] + (\nabla_k f(w_t))^2 + \sigma^2}}, \\
a &= \frac{\sigma |g_t[k]|}{b_t[k]}, \\
b &= \frac{|\nabla_k f(w_t)|}{\sqrt{b_{t-1}^2[k] + (\nabla_k f(w_t))^2 + \sigma^2}}
\end{aligned}$$

and  $\sqrt{b_t^2[k] + (\nabla_k f(w_t))^2 + \sigma^2} \geq \sigma$  to get

$$\beta \sqrt{\eta[k]} \mathbb{E}_t \left[ \frac{\sigma |\nabla_k f(w_t)| |g_t[k]|}{b_t[k] \sqrt{b_{t-1}^2[k] + (\nabla_k f(w_t))^2 + \sigma^2}} \right] \leq \beta \sqrt{\eta[k]} \sigma \mathbb{E}_t \left[ \frac{g_t^2[k]}{b_t^2[k]} \right] + \frac{\beta \sqrt{\eta[k]} (\nabla_k f(w_t))^2}{4\sqrt{b_{t-1}^2[k] + (\nabla_k f(w_t))^2 + \sigma^2}}. \tag{28}$$

Therefore using (27) and (28) in (27) we get

$$\mathbb{E}_t \left[ \left( \frac{\beta \sqrt{\eta[k]}}{\sqrt{b_{t-1}^2[k] + (\nabla_k f(w_t))^2 + \sigma^2}} - \nu_t[k] \right) \nabla_k f(w_t) g_t[k] \right] \leq 2\beta \sqrt{\eta[k]} \sigma \mathbb{E}_t \left[ \frac{g_t^2[k]}{b_t^2[k]} \right] + \frac{\beta \sqrt{\eta[k]} (\nabla_k f(w_t))^2}{2\sqrt{b_{t-1}^2[k] + (\nabla_k f(w_t))^2 + \sigma^2}}.$$

This completes the proof of this Lemma.  $\square$

**Lemma A.7.**

$$\sum_{t=0}^T \frac{g_t^2[k]}{b_t^2[k]} \leq \log \left( \frac{b_T^2[k]}{b_0^2[k]} \right) + 1 \quad (29)$$

*Proof.* Using  $b_t^2[k] = \sum_{\tau=0}^t g_\tau^2[k]$  we have

$$\begin{aligned} \sum_{t=0}^T \frac{g_t^2[k]}{b_t^2[k]} &= 1 + \sum_{t=1}^T \frac{g_t^2[k]}{b_t^2[k]} \\ &= 1 + \sum_{t=1}^T \frac{b_t^2[k] - b_{t-1}^2[k]}{b_t^2[k]} \\ &= 1 + \sum_{t=1}^T \frac{1}{b_t^2[k]} \int_{b_{t-1}^2[k]}^{b_t^2[k]} dz \\ &\leq 1 + \sum_{t=1}^T \int_{b_{t-1}^2[k]}^{b_t^2[k]} \frac{dz}{z} \\ &= 1 + \int_{b_0^2[k]}^{b_T^2[k]} \frac{dz}{z} \\ &= 1 + \log \left( \frac{b_T^2[k]}{b_0^2[k]} \right). \end{aligned}$$

The inequality follows from the fact  $\frac{1}{b_t^2[k]} \leq \frac{1}{z}$  when  $b_{t-1}^2[k] \leq z \leq b_t^2[k]$ . This completes the proof of the Lemma.  $\square$

## B Proof of Main Results

### B.1 Proof of Lemma 2.2

**Lemma B.1** (Decreasing step size). For  $\nu_t[k]$  defined in (11) we have

$$\nu_{t+1}[k] \leq \nu_t[k] \quad \forall k \in [d].$$

*Proof.* We want to show that  $\nu_{t+1}[k] \leq \nu_t[k]$ . Taking square and rearranging the terms (13) is equivalent to proving

$$b_t^4[k]m_{t+1}^2[k] \leq b_{t+1}^4[k]m_t^2[k]. \quad (30)$$

Using the expansion of  $m_{t+1}^2[k], b_{t+1}^2[k]$ , LHS of (30) can be expanded as follow

$$b_t^4[k]m_{t+1}^2[k] = b_t^4[k] \left( m_t^2[k] + \eta[k]g_{t+1}^2[k] + \frac{g_{t+1}^2[k]}{b_t^2[k] + g_{t+1}^2[k]} \right). \quad (31)$$

Similarly, the RHS of (30) can be expanded to

$$\begin{aligned} b_{t+1}^4[k]m_t^2[k] &= m_t^2[k] (b_t^2[k] + g_{t+1}^2[k])^2 \\ &= m_t^2[k]b_t^4[k] + m_t^2[k]g_{t+1}^4[k] + 2m_t^2[k]g_{t+1}^2[k]b_t^2[k]. \end{aligned} \quad (32)$$

Therefore using (31) and (32), inequality (30) is equivalent to

$$b_t^4[k] \left( m_t^2[k] + \eta[k]g_{t+1}^2[k] + \frac{g_{t+1}^2[k]}{b_t^2[k] + g_{t+1}^2[k]} \right) \leq m_t^2[k]b_t^4[k] + m_t^2[k]g_{t+1}^4[k] + 2m_t^2[k]g_{t+1}^2[k]b_t^2[k] \quad (33)$$

Now subtracting  $m_t^2[k]b_t^4[k]$  from both sides of (33) and then multiplying both sides by  $b_t^2[k] + g_{t+1}^2[k]$ , (33) is equivalent to

$$\eta[k]g_{t+1}^2[k]b_t^6[k] + \eta[k]g_{t+1}^4[k]b_t^4[k] + g_{t+1}^2[k]b_t^4[k] \leq m_t^2[k]g_{t+1}^4[k]b_t^2[k] + 2m_t^2[k]g_{t+1}^2[k]b_t^4[k] + m_t^2[k]g_{t+1}^6[k] + 2m_t^2[k]g_{t+1}^4[k]b_t^2[k]. \quad (34)$$

Therefore, proving (13) is equivalent to proving (34). Note that, from the expansion  $m_t^2[k] = \eta[k]b_t^2[k] + \sum_{\tau=0}^t \frac{g_\tau^2[k]}{b_\tau^2[k]}$ , we have  $m_t^2[k] \geq \frac{g_0^2[k]}{b_0^2[k]} = 1$  and  $m_t^2[k] \geq \eta[k]b_t^2[k]$ . Then using  $m_t^2[k] \geq 1$  we get

$$g_{t+1}^4[k]b_t^2[k] \leq m_t^2[k]g_{t+1}^4[k]b_t^2[k]. \quad (35)$$

Again, using  $m_t^2[k] \geq \eta[k]b_t^2[k]$ , we have

$$\eta[k]g_{t+1}^2[k]b_t^6[k] + \eta[k]g_{t+1}^4[k]b_t^4[k] \leq m_t^2[k]g_{t+1}^2[k]b_t^4[k] + m_t^2[k]g_{t+1}^4[k]b_t^2[k]. \quad (36)$$

Then adding (35) and (36) we get

$$\eta[k]g_{t+1}^2[k]b_t^6[k] + \eta[k]g_{t+1}^4[k]b_t^4[k] + g_{t+1}^2[k]b_t^4[k] \leq m_t^2[k]g_{t+1}^4[k]b_t^2[k] + 2m_t^2[k]g_{t+1}^2[k]b_t^4[k]. \quad (37)$$

Therefore, (34) is true due to (37) and  $m_t^2[k]g_{t+1}^6[k] + 2m_t^2[k]g_{t+1}^4[k]b_t^2[k] \geq 0$ . This completes the proof of the Lemma.  $\square$

## B.2 Proof of Theorem 3.3

**Theorem B.2.** Suppose  $f$  is  $L$ -smooth,  $g_t = \nabla f(w_t)$  and  $\eta, \beta$  are chosen such that  $\nu_0[k] \leq \frac{1}{L}$  for all  $k \in [d]$ . Then for (11) we have

$$\min_{t \leq T} \|\nabla f(w_t)\|^2 \leq \frac{1}{T+1} \left( \sum_{k=1}^d b_0[k] + \frac{2(f(w_0) - f_*)}{\sqrt{\eta}\beta} \right)^2.$$

*Proof.* Suppose  $g_t = \nabla f(w_t)$ . Then using the smoothness of  $f$  we get

$$\begin{aligned} f(w_{T+1}) &\leq f(w_T) + \langle g_T, w_{T+1} - w_T \rangle + \frac{L}{2} \|w_{T+1} - w_T\|^2 \\ &= f(w_T) + \sum_{k=1}^d g_T[k] (w_{T+1}[k] - w_T[k]) + \frac{L}{2} \sum_{k=1}^d (w_{T+1}[k] - w_T[k])^2 \\ &= f(w_T) - \sum_{k=1}^d \nu_T[k] g_T^2[k] + \frac{L}{2} \sum_{k=1}^d \nu_T^2[k] g_T^2[k] \\ &= f(w_T) - \sum_{k=1}^d \nu_T[k] \left( 1 - \nu_T[k] \frac{L}{2} \right) g_T^2[k]. \end{aligned}$$

Then using this bound recursively we get

$$f(w_{T+1}) \leq f(w_0) - \sum_{t=0}^T \sum_{k=1}^d \nu_t[k] \left( 1 - \nu_t[k] \frac{L}{2} \right) g_t^2[k].$$

Note that, we initialized KATE such that  $\nu_0[k] \leq \frac{1}{L} \forall k \in [d]$ . Therefore using Lemma 2.2 we have  $\nu_t[k] \leq \frac{1}{L}$ , which is equivalent to  $1 - \nu_t[k] \frac{L}{2} \geq \frac{1}{2}$  for all  $k \in [d]$ . Hence from (38) we have

$$f(w_{T+1}) \leq f(w_0) - \sum_{t=0}^T \sum_{k=1}^d \frac{\nu_t[k]}{2} g_t^2[k].$$

Then rearranging the terms and using  $f(w_{T+1}) \geq f_*$  we get

$$\sum_{t=0}^T \sum_{k=1}^d \frac{\nu_t[k]}{2} g_t^2[k] \leq f(w_0) - f_*. \quad (38)$$

Then from (38) and  $m_t[k] \geq \sqrt{\eta_0} b_t[k]$  we get

$$\sum_{t=0}^T \sum_{k=1}^d \frac{g_t^2[k]}{b_t[k]} \leq \frac{2(f(w_0) - f_*)}{\sqrt{\eta_0}\beta}. \quad (39)$$

Now from the definition of  $b_t^2[k]$ , we have  $b_t^2[k] = b_{t-1}^2[k] + g_t^2[k]$ . This can be rearranged to get

$$\begin{aligned} b_T[k] &= b_{T-1}[k] + \frac{g_T^2[k]}{b_T[k] + b_{T-1}[k]} \\ &\leq b_{T-1}[k] + \frac{g_T^2[k]}{b_T[k]} \end{aligned} \quad (40)$$

$$\leq b_0[k] + \sum_{t=0}^T \frac{g_t^2[k]}{b_t[k]}. \quad (41)$$

Here the last inequality (41) follows from recursive use of (40). Then, taking squares on both sides and summing over  $k \in [d]$  we get

$$\begin{aligned}
\sum_{k=1}^d b_T^2[k] &\leq \sum_{k=1}^d \left( b_0[k] + \sum_{t=0}^T \frac{g_t^2[k]}{b_t[k]} \right)^2 \\
&\leq \left( \sum_{k=1}^d b_0[k] + \sum_{t=0}^T \sum_{k=1}^d \frac{g_t^2[k]}{b_t[k]} \right)^2 \\
&\leq \left( \sum_{k=1}^d b_0[k] + \frac{2(f(w_0) - f_*)}{\sqrt{\eta_0}\beta} \right)^2. \tag{42}
\end{aligned}$$

The second inequality follows from  $b_0[k] + \sum_{t=0}^T \frac{g_t^2[k]}{b_t[k]} \geq 0$  for all  $k \in [d]$  and the last inequality from (39). Now note that  $\sum_{t=0}^T \|g_t\|^2 = \sum_{t=0}^T \sum_{k=1}^d g_t^2[k] = \sum_{k=1}^d b_T^2[k]$ . Therefore dividing both sides of (42) by  $T + 1$ , we get

$$\min_{t \leq T} \|\nabla f(w_t)\|^2 \leq \frac{1}{T + 1} \left( \sum_{k=1}^d b_0[k] + \frac{2(f(w_0) - f_*)}{\sqrt{\eta_0}\beta} \right)^2.$$

This completes the proof of the theorem. □

### B.3 Proof of Theorem 3.4

**Theorem B.3.** Suppose  $f$  is a  $L$ -smooth function and  $g_t$  is an unbiased estimator of  $\nabla f(w_t)$  such that **BV** holds. Moreover, we assume  $\|\nabla f(w_t)\|^2 \leq \gamma^2$  for all  $t$ . Then **KATE** satisfies

$$\min_{t \leq T} \mathbb{E} \|\nabla f(w_t)\| \leq \left( \frac{\|g_0\|}{T} + \frac{2(\gamma + \sigma)}{\sqrt{T}} \right)^{1/2} \sqrt{\frac{2\mathcal{C}_f}{\beta\sqrt{\eta_0}}}$$

where

$$\mathcal{C}_f = f(w_0) - f_* + \sum_{k=1}^d \left( 2\beta\sqrt{\eta[k]}\sigma + \frac{\beta^2\eta[k]L}{2} + \frac{\beta^2L}{2g_0^2[k]} \right) \left( \log \left( \frac{(\sigma^2 + \gamma^2)T}{g_0^2[k]} \right) + 1 \right).$$

*Proof.* Using smoothness, we have

$$\begin{aligned} f(w_{t+1}) &\leq f(w_t) + \langle \nabla f(w_t), w_{t+1} - w_t \rangle + \frac{L}{2} \|w_{t+1} - w_t\|^2 \\ &= f(w_t) + \sum_{k=1}^d \nabla_k f(w_t) (w_{t+1}[k] - w_t[k]) + \frac{L}{2} \sum_{k=1}^d (w_{t+1}[k] - w_t[k])^2 \\ &= f(w_t) - \sum_{k=1}^d \nu_t[k] \nabla_k f(w_t) g_t[k] + \frac{L}{2} \sum_{k=1}^d \nu_t^2[k] g_t^2[k]. \end{aligned}$$

Then, taking the expectation conditioned on  $w_t$ , we have

$$\begin{aligned} \mathbb{E}_t [f(w_{t+1})] &\leq f(w_t) - \sum_{k=1}^d \mathbb{E}_t [\nu_t[k] \nabla_k f(w_t) g_t[k]] + \frac{L}{2} \sum_{k=1}^d \mathbb{E}_t [\nu_t^2[k] g_t^2[k]] \\ &= f(w_t) - \sum_{k=1}^d \mathbb{E}_t [\nu_t[k] \nabla_k f(w_t) g_t[k]] + \frac{L}{2} \sum_{k=1}^d \mathbb{E}_t [\nu_t^2[k] g_t^2[k]] \\ &\quad - \sum_{k=1}^d \frac{\beta\sqrt{\eta[k]}}{\sqrt{b_{t-1}^2[k] + (\nabla_k f(w_t))^2 + \sigma^2}} \mathbb{E}_t [\nabla_k f(w_t) (\nabla_k f(w_t) - g_t[k])] \\ &= f(w_t) + \sum_{k=1}^d \mathbb{E}_t \left[ \left( \frac{\beta\sqrt{\eta[k]}}{\sqrt{b_{t-1}^2[k] + (\nabla_k f(w_t))^2 + \sigma^2}} - \nu_t[k] \right) \nabla_k f(w_t) g_t[k] \right] \\ &\quad + \frac{L}{2} \sum_{k=1}^d \mathbb{E}_t [\nu_t^2[k] g_t^2[k]] - \sum_{k=1}^d \frac{\beta\sqrt{\eta[k]} (\nabla_k f(w_t))^2}{\sqrt{b_{t-1}^2[k] + (\nabla_k f(w_t))^2 + \sigma^2}}. \end{aligned}$$

The second last equality follows from  $\mathbb{E}_t [\nabla_k f(w_t) (\nabla_k f(w_t) - g_t[k])] = \nabla_k f(w_t) (\nabla_k f(w_t) - \mathbb{E}_t [g_t[k]]) = 0$ . Now we use (24) to get

$$\mathbb{E}_t [f(w_{t+1})] \leq f(w_t) + \sum_{k=1}^d 2\beta\sqrt{\eta[k]}\sigma \mathbb{E}_t \left[ \frac{g_t^2[k]}{b_t^2[k]} \right] + \frac{L}{2} \sum_{k=1}^d \mathbb{E}_t [\nu_t^2[k] g_t^2[k]] - \sum_{k=1}^d \frac{\beta\sqrt{\eta[k]} (\nabla_k f(w_t))^2}{2\sqrt{b_{t-1}^2[k] + (\nabla_k f(w_t))^2 + \sigma^2}}.$$

Then rearranging the terms we have

$$\sum_{k=1}^d \frac{\beta\sqrt{\eta[k]} (\nabla_k f(w_t))^2}{2\sqrt{b_{t-1}^2[k] + (\nabla_k f(w_t))^2 + \sigma^2}} \leq f(w_t) - \mathbb{E}_t [f(w_{t+1})] + \sum_{k=1}^d 2\beta\sqrt{\eta[k]}\sigma \mathbb{E}_t \left[ \frac{g_t^2[k]}{b_t^2[k]} \right] + \frac{L}{2} \sum_{k=1}^d \mathbb{E}_t [\nu_t^2[k] g_t^2[k]].$$



Now we take the total expectations to derive

$$\sum_{k=1}^d \mathbb{E} \left[ \frac{\beta \sqrt{\eta[k]} (\nabla_k f(w_t))^2}{2\sqrt{b_{t-1}^2[k]} + (\nabla_k f(w_t))^2 + \sigma^2} \right] \leq \mathbb{E}[f(w_t)] - \mathbb{E}[f(w_{t+1})] + \sum_{k=1}^d 2\beta \sqrt{\eta[k]} \sigma \mathbb{E} \left[ \frac{g_t^2[k]}{b_t^2[k]} \right] + \frac{L}{2} \sum_{k=1}^d \mathbb{E} [\nu_t^2[k] g_t^2[k]].$$

The above inequality holds for any  $t$ . Therefore summing up from  $t = 0$  to  $t = T$  and using  $f(w_{T+1}) \geq f_*$  we get

$$\begin{aligned} \sum_{t=0}^T \sum_{k=1}^d \mathbb{E} \left[ \frac{\beta \sqrt{\eta[k]} (\nabla_k f(w_t))^2}{2\sqrt{b_{t-1}^2[k]} + (\nabla_k f(w_t))^2 + \sigma^2} \right] &\leq f(w_0) - f_* + \sum_{t=0}^T \sum_{k=1}^d 2\beta \sqrt{\eta[k]} \sigma \mathbb{E} \left[ \frac{g_t^2[k]}{b_t^2[k]} \right] \\ &\quad + \frac{L}{2} \sum_{t=0}^T \sum_{k=1}^d \mathbb{E} [\nu_t^2[k] g_t^2[k]]. \end{aligned} \quad (43)$$

Note that, using the expansion of  $\nu_t^2[k]$  we have

$$\begin{aligned} \nu_t^2[k] &= \frac{\beta^2 \eta[k] b_t^2[k] + \beta^2 \sum_{j=0}^t \frac{g_j^2[k]}{b_j^2[k]}}{b_t^4[k]} \\ &= \frac{\beta^2 \eta[k]}{b_t^2[k]} + \frac{\beta^2}{b_t^4[k]} \sum_{j=0}^t \frac{g_j^2[k]}{b_j^2[k]} \\ &\leq \frac{\beta^2 \eta[k]}{b_t^2[k]} + \frac{\beta^2}{b_t^4[k] b_0^2[k]} \sum_{j=0}^t g_j^2[k] \end{aligned} \quad (44)$$

$$= \frac{\beta^2 \eta[k]}{b_t^2[k]} + \frac{\beta^2}{b_t^2[k] g_0^2[k]}. \quad (45)$$

Here (44) follows from  $b_j^2[k] \geq b_0^2[k]$  and (45) from  $b_t^2[k] = \sum_{j=0}^t g_j^2[k]$ . Then using (45) in (43) we derive

$$\begin{aligned} \sum_{t=0}^T \sum_{k=1}^d \mathbb{E} \left[ \frac{\beta \sqrt{\eta[k]} (\nabla_k f(w_t))^2}{2\sqrt{b_{t-1}^2[k]} + (\nabla_k f(w_t))^2 + \sigma^2} \right] &\leq f(w_0) - f_* + \sum_{t=0}^T \sum_{k=1}^d \left( 2\beta \sqrt{\eta[k]} \sigma + \frac{\beta^2 \eta[k] L}{2} + \frac{\beta^2 L}{2g_0^2[k]} \right) \mathbb{E} \left[ \frac{g_t^2[k]}{b_t^2[k]} \right] \\ &\leq f(w_0) - f_* \\ &\quad + \sum_{k=1}^d \left( 2\beta \sqrt{\eta[k]} \sigma + \frac{\beta^2 \eta[k] L}{2} + \frac{\beta^2 L}{2g_0^2[k]} \right) \mathbb{E} \left[ \log \left( \frac{b_T^2[k]}{b_0^2[k]} \right) + 1 \right]. \end{aligned}$$

Here the last inequality follows from (29). Now using Jensen's Inequality (20) with  $\Psi(z) = \log(z)$  we have

$$\begin{aligned} \sum_{t=0}^T \sum_{k=1}^d \mathbb{E} \left[ \frac{\beta \sqrt{\eta[k]} (\nabla_k f(w_t))^2}{2\sqrt{b_{t-1}^2[k]} + (\nabla_k f(w_t))^2 + \sigma^2} \right] &\leq f(w_0) - f_* \\ &\quad + \sum_{k=1}^d \left( 2\beta \sqrt{\eta[k]} \sigma + \frac{\beta^2 \eta[k] L}{2} + \frac{\beta^2 L}{2g_0^2[k]} \right) \left( \log \left( \frac{\mathbb{E} [b_T^2[k]]}{b_0^2[k]} \right) + 1 \right). \end{aligned}$$

Now note that  $\mathbb{E} [b_T^2[k]] = \sum_{t=0}^T \mathbb{E} [g_t^2[k]] = \sum_{t=0}^T \mathbb{E} [g_t[k] - \nabla_k f(w_t)]^2 + (\nabla_k f(w_t))^2 \leq (\sigma^2 + \gamma^2) T$ . Therefore, we have the bound

$$\begin{aligned} \sum_{t=0}^T \sum_{k=1}^d \mathbb{E} \left[ \frac{\beta \sqrt{\eta[k]} (\nabla_k f(w_t))^2}{2\sqrt{b_{t-1}^2[k]} + (\nabla_k f(w_t))^2 + \sigma^2} \right] &\leq f(w_0) - f_* + 2\beta \sigma \sum_{k=1}^d \sqrt{\eta[k]} \log \left( \frac{e(\sigma^2 + \gamma^2) T}{b_0^2[k]} \right) \\ &\quad + \sum_{k=1}^d \left( \frac{\beta^2 \eta[k] L}{2} + \frac{\beta^2 L}{2g_0^2[k]} \right) \log \left( \frac{e(\sigma^2 + \gamma^2) T}{b_0^2[k]} \right). \end{aligned} \quad (46)$$

Here the RHS is exactly  $\mathcal{C}_f$ . Using (21) we have

$$\begin{aligned} \sum_{k=1}^d \frac{(\nabla_k f(w_t))^2}{\sqrt{b_{t-1}^2[k] + (\nabla_k f(w_t))^2 + \sigma^2}} &\geq \frac{\sum_{k=1}^d (\nabla_k f(w_t))^2}{\sqrt{\sum_{k=1}^d b_{t-1}^2[k] + (\nabla_k f(w_t))^2 + \sigma^2}} \\ &= \frac{\|\nabla f(w_t)\|^2}{\sqrt{\|b_{t-1}\|^2 + \|\nabla f(w_t)\|^2 + d\sigma^2}}. \end{aligned} \quad (47)$$

Therefore using (47) in (46) we arrive at

$$\sum_{t=0}^T \mathbb{E} \left[ \frac{\|\nabla f(w_t)\|^2}{\sqrt{\|b_{t-1}\|^2 + \|\nabla f(w_t)\|^2 + d\sigma^2}} \right] \leq \frac{2\mathcal{C}_f}{\beta\sqrt{\eta_0}}. \quad (48)$$

Now we use Holder's Inequality (19)  $\frac{\mathbb{E}(XY)}{(\mathbb{E}|Y|^3)^{\frac{1}{3}}} \leq (\mathbb{E}|X|^{\frac{3}{2}})^{\frac{2}{3}}$  with

$$X = \left( \frac{\|\nabla f(w_t)\|^2}{\sqrt{\|b_{t-1}\|^2 + \|\nabla f(w_t)\|^2 + d\sigma^2}} \right)^{\frac{2}{3}} \quad \text{and} \quad Y = \left( \sqrt{\|b_{t-1}\|^2 + \|\nabla f(w_t)\|^2 + d\sigma^2} \right)^{\frac{3}{2}}$$

to get a lower bound on LHS of (48):

$$\begin{aligned} \mathbb{E} \left[ \frac{\|\nabla f(w_t)\|^2}{\sqrt{\|b_{t-1}\|^2 + \|\nabla f(w_t)\|^2 + d\sigma^2}} \right] &\geq \frac{\mathbb{E} \left[ \|\nabla f(w_t)\|^{\frac{4}{3}} \right]^{\frac{3}{2}}}{\sqrt{\mathbb{E} \left( \|b_{t-1}\|^2 + \|\nabla f(w_t)\|^2 + d\sigma^2 \right)}} \\ &\geq \frac{\mathbb{E} \left[ \|\nabla f(w_t)\|^{\frac{4}{3}} \right]^{\frac{3}{2}}}{\sqrt{\|b_0\|^2 + 2t(\gamma^2 + d\sigma^2)}}. \end{aligned} \quad (49)$$

Therefore from (48) and (49) we get

$$\frac{T}{\sqrt{\|b_0\|^2 + 2T(\gamma^2 + d\sigma^2)}} \min_{t \leq T} \mathbb{E} \left[ \|\nabla f(w_t)\|^{\frac{4}{3}} \right]^{\frac{3}{2}} \leq \frac{2\mathcal{C}_f}{\beta\sqrt{\eta_0}}.$$

Then multiplying both sides by  $\frac{\|b_0\| + \sqrt{2T}(\gamma + \sqrt{d}\sigma)}{T}$  we have

$$\min_{t \leq T} \mathbb{E} \left[ \|\nabla f(w_t)\|^{\frac{4}{3}} \right]^{\frac{3}{2}} \leq \left( \frac{\|b_0\|}{T} + \frac{2(\gamma + \sigma)}{\sqrt{T}} \right) \frac{2\mathcal{C}_f}{\beta\sqrt{\eta_0}}.$$

Here we use  $\mathbb{E} \left[ \|\nabla f(w_t)\|^{\frac{4}{3}} \right]^{\frac{3}{2}} \leq \mathbb{E} \left[ \|\nabla f(w_t)\|^{\frac{4}{3}} \right]$  (follows from Jensen's Inequality (20) with  $\Psi(z) = z^{4/3}$ ) in the above equation to get

$$\min_{t \leq T} \mathbb{E} \left[ \|\nabla f(w_t)\|^2 \right] \leq \left( \frac{\|b_0\|}{T} + \frac{2(\gamma + \sigma)}{\sqrt{T}} \right) \frac{2\mathcal{C}_f}{\beta\sqrt{\eta_0}}.$$

This completes the proof of the Theorem.  $\square$